

Unconventional four-terminal thermoelectric transport due to inelastic transport: cooling by transverse current, transverse thermoelectric effect and Maxwell demon

Jian-Hua Jiang,^{1,*} Jincheng Lu,^{1,†} and Yoseph Imry^{2,‡}

¹*School of physical science and technology & Collaborative Innovation Center of Suzhou Nano Science and Technology, Soochow University, Suzhou 215006, China.*

²*Department of Condensed Matter Physics, Weizmann Institute of Science, Rehovot 76100, Israel*

(Dated: March 17, 2024)

We show that in mesoscopic four-terminal thermoelectric devices with two electrodes (the source and the drain) and two heat baths, inelastic scattering processes can lead to unconventional thermoelectric transport. The source (or the drain) can be cooled by passing a thermal current between the two heat baths, with no net heat exchange between the heat baths and the electrodes. This effect, termed as cooling by heat current, is a mesoscopic heat drag effect. In addition, there is a transverse thermoelectric effect where electrical current and power can be generated by a transverse temperature bias (i.e., the temperature bias between the two heat baths). This transverse thermoelectric effect, originates from inelastic scattering processes, may have advantages for improved figures of merit and power factor due to spatial separation of charge and heat transport. We study the Onsager current-affinity relations, the linear-response transport properties, and the transverse thermoelectric figure of merit of the four-terminal thermoelectric devices for various system parameters. In addition, we investigate the efficiency and power of the cooling by transverse current effect in both linear and nonlinear transport regimes. We also demonstrate that by exploiting the inelastic transport in the quantum-dot four-terminal systems, a type of Maxwell's demon can be realized using nonequilibrium heat baths.

I. INTRODUCTION

The study of thermoelectric transport at nanoscales^{1–5} is important at least for two reasons. First, it is a realm where mesoscopic fluctuations and dissipations work together with quantum mechanics^{6–18}. Second, nanostructured materials are important routes toward high thermoelectric efficiency and power, as motivated by the seminal works of Hicks and Dresselhaus^{19–22}. While most of the studies are based on elastic transport processes, recent researches found that inelastic transport processes lead to phenomena that have not been found in elastic transport^{16,23–29}. The first example is the cooling by heating effect in three-terminal (i.e., two electronic electrodes and a bosonic terminal) thermoelectric transport where one of the two electronic reservoirs can be cooled (the other one heated) by heat injection from the bosonic reservoir^{30–32}. The second example is the linear thermal transistor effect, namely that using three-terminal inelastic thermoelectric transport thermal transistor effect can be realized in linear-response regime without relying on nonlinear negative differential thermal conductance^{33,34}.

Inelastic thermoelectric transport realizes high-efficiency and powerful thermoelectric devices. As shown in Refs. [35] and [36], high figure of merit inelastic ther-

moelectric devices requires only small bandwidth of the bosons involved in the inelastic processes. Unlike Mahan and Sofo's proposal of using narrow electronic bandwidth³⁷, such a requirement does not cause suppressed electrical conductivity and power^{38–40}, if the interaction between electrons and bosons are strong. Such inelastic thermoelectric devices can have large figures of merit and high power factors. It was found recently by Whitney et al.⁴¹ that in four-terminal thermoelectric transport through a quantum dot (QD) (i.e., the source, the drain, and two electrodes capacitively coupled with the QD as thermal baths), electrical powers can be generated even when the total heat injection from the two thermal baths vanishes. Such nontrivial thermoelectric conversion is realized through Coulomb drag, which is due to inelastic Coulomb scattering processes.

In this work we show that a nontrivial phonon drag effect, termed as “cooling by transverse current” can emerge in four-terminal thermoelectric systems with two electrodes and two thermal (phonon) baths (can also be baths with other collective excitations). By “cooling by transverse current” effect, we mean that one of the two electronic reservoirs (the source or the drain) can be cooled by passing a heat current between the two thermal baths. The crucial transport processes are the

inelastic transitions assisted by the collective excitations in the thermal baths. These inelastic transitions also yield other anomalous transport effects such as transverse thermoelectric effects (i.e., electrical current and power can be induced by a transverse temperature gradient). Here the transverse thermoelectric effect is like the Nernst-Ettingshausen effect, but not due to time-reversal (Onsager) symmetry broken by magnetic field or magnetization, but rather due to inelastic transitions and chirality broken. The “cooling by transverse current” is similar to thermal Hall effect, which is again not due to time-reversal (Onsager) symmetry broken, but rather due to the inelastic transport and chirality broken. These unconventional transport effects are promising for heat control at nanoscale as well as high-performance thermoelectric devices. The spatial separation of heat and charge flow, as well as the enriched controllability, enables more degrees of freedom to manipulate thermoelectric transport. In this work, we first present our studies on the linear thermoelectric transport and the thermoelectric figure of merit and power factor (and conditions for high thermoelectric performance) in the four-terminal inelastic thermoelectric devices. We continue on studying the cooling by transverse current effect with emphasizing on the cooling efficiency and power beyond the linear-responses. We then show that the four-terminal inelastic devices can realize a type of Maxwell’s demon using nonequilibrium baths.

II. CURRENTS AND AFFINITIES

We consider a four-terminal thermoelectric device as illustrated in Fig. 1. The electrical current J_e flows from source to drain. Besides, there are four heat currents, J_S , J_D , J_H , and J_C . Only three of them are independent, due to energy conservation, i.e.,

$$J_S + \frac{\mu_S}{e} J_e + J_H = J_C + J_D + \frac{\mu_D}{e} J_e, \quad (1)$$

where e is the carrier charge, and μ_i ($i = S, D$) are the electrochemical potentials of the two electrodes. The three independent heat currents are chosen as the heat current flowing out of the source J_S , and the symmetric and anti-symmetric combinations of J_H and J_C , defined as,

$$J_{in} \equiv J_H - J_C, \quad J_q \equiv \frac{J_H + J_C}{2}. \quad (2)$$

J_{in} is regarded as the total heat current injected into the central quantum system from the two thermal baths,

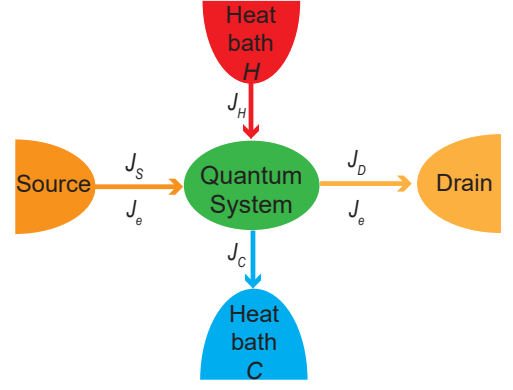


FIG. 1. Schematic of a four-terminal mesoscopic thermoelectric device. The source and the drain are electronic reservoirs. The other two terminals serve as the heat baths which only provide collective excitations to the central quantum system (i.e., provide only energy output or input). They do not exchange charge with the central quantum system nor other reservoirs. One heat bath H has higher temperature than the other heat bath C . These heat baths can be bosonic (e.g., phonon bath) or electronic (e.g., electronic bath with charge fluctuations as the collective excitations). Four heat currents J_S , J_H , J_C , J_D and the electric current J_e are illustrated.

while J_q is the heat exchange current between the two heat baths intermediated by the central quantum system.

The affinities can be found via examining the entropy production,

$$\frac{dS}{dt} = -\frac{J_S}{T_S} - \frac{J_H}{T_H} + \frac{J_D}{T_D} + \frac{J_C}{T_C}, \quad (3)$$

where T_i ($i = S, D, H, C$) are the temperatures of the four reservoirs. Inserting Eq. (1), we obtain

$$\begin{aligned} \frac{dS}{dt} &= J_S \left(\frac{1}{T_D} - \frac{1}{T_S} \right) + J_{in} \left(\frac{1}{T_D} - \frac{1}{2T_H} - \frac{1}{2T_C} \right) \\ &\quad + J_q \left(\frac{1}{T_C} - \frac{1}{T_H} \right) + J_e \frac{\mu_S - \mu_D}{eT_D} \\ &\equiv J_S A_S + J_{in} A_{in} + J_q A_q + J_e A_e. \end{aligned} \quad (4)$$

Hence the affinities are

$$\begin{aligned} A_S &\equiv \frac{1}{T_D} - \frac{1}{T_S}, & A_{in} &\equiv \frac{1}{T_D} - \frac{1}{2T_H} - \frac{1}{2T_C}, \\ A_q &\equiv \frac{1}{T_C} - \frac{1}{T_H}, & A_e &\equiv \frac{\mu_S - \mu_D}{eT_D}. \end{aligned} \quad (5)$$

From the above one can see that the heat current J_{in} is driven by the temperature difference between the drain and the two heat baths. In the linear-response regime, $A_{in} \approx (T_{av} - T_D)/T^2$ where $T_{av} \equiv \frac{1}{2}(T_H + T_C)$ is the

average temperature of the two heat baths and T is the equilibrium temperature of the whole system. In comparison, J_q is driven by the temperature difference between the two heat baths, i.e., in linear-response, $A_q \approx (T_H - T_D)/T^2$. The affinities for the charge and heat currents flowing out of the source are known in conventional two-terminal thermoelectric transport.

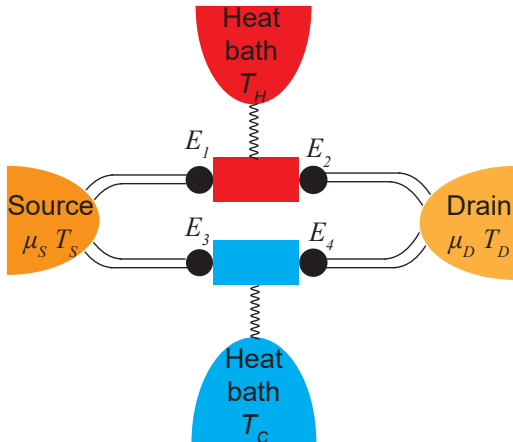


FIG. 2. Schematic of QDs four-terminal thermoelectric devices. There are two parallel transport channels. Each channel has two QDs with different energies and a heat bath to enable inelastic transport. The two channels are spatially separated so that the heat bath H (C) couples only to the upper (lower) channel.

III. MICROSCOPIC SYSTEM AND REALIZATION

We consider a simple microscopic system illustrated in Fig. 2 and show that several unconventional thermoelectric phenomena can emerge. The system consists of four QDs: QDs 1 and 2 (of electronic energy E_1 and E_2) are coupled with the hot heat bath H , while QDs 3 and 4 (of energy E_3 and E_4) are coupled with the cold heat bath C . We restrict our discussions on the situations where there is only one energy level (two levels if spin degeneracy is taken into account) in each QD that is relevant for the transport. We also assume that the temperature is high and the Coulomb blockade and other interaction effect is irrelevant, which is different from the situations studied in Ref. [41]. The inelastic phonon-assisted transport is dominant in the high-temperature regime considered in this paper. To suppress elastic sequential tunneling, we consider QDs with

mismatched energies, i.e., $E_1 \neq E_2$ and $E_3 \neq E_4$. Beside phonon-assisted transport, there are several other realizations which include inelastic transport assisted by charge fluctuations⁴², photons^{34,43}, and magnons^{44,45}. The relevant interactions in those realizations are Coulomb interactions, electron-photon interactions, and exchange interactions situations. The heat baths can be bosonic (e.g., phonon baths) or electronic (e.g., electrodes capacitively coupled with the central quantum system). In addition to QDs, $p-n$ junctions with very narrow bands (i.e., $\leq 0.1\text{eV}$) can also serve the same purpose of suppressing the elastic transport and enabling the inelastic transport through photon-assisted (or phonon-assisted) interband transitions. In all these realizations, the temperatures of the four reservoirs can be controlled by local heating or cooling. The substrate also affects the local temperatures of these reservoirs. Their temperatures can be determined via noise measurements. The two transport channels, QDs 1 and 2 vs. QDs 3 and 4, are independent of each other.

In this paper we choose to work with phonon-assisted hopping transport between energy-mismatched QDs^{33,46}. The hopping particle currents through the two independent channels are calculated as,

$$I_{12} \equiv \Gamma_{1 \rightarrow 2} - \Gamma_{2 \rightarrow 1} = \gamma_{eq}[f_1(1-f_2)N_{12}^+ - f_2(1-f_1)N_{12}^-], \quad (6)$$

$$I_{34} \equiv \Gamma_{3 \rightarrow 4} - \Gamma_{4 \rightarrow 3} = \gamma_{eq}[f_3(1-f_4)N_{34}^+ - f_4(1-f_3)N_{34}^-]. \quad (7)$$

Here I_{12} is the particle current flowing from the QD 1 to the QD 2, I_{34} is the particle current flowing from the QD 3 to the QD 4. $\Gamma_{1 \rightarrow 2}$ ($\Gamma_{3 \rightarrow 4}$) is the electron transfer rate from QD 1 to QD 2 (QD 3 to QD 4). γ_{eq} is the phonon-assisted hopping rate calculated from the Fermi golden rule. $N_{12}^\pm \equiv |n_B(\pm\omega_u/k_B T_H)|$ and $N_{34}^\pm \equiv |n_B(\pm\omega_d/k_B T_C)|$ with $n_B \equiv 1/(e^x - 1)$ and

$$\omega_u \equiv E_2 - E_1, \quad \omega_d \equiv E_4 - E_3. \quad (8)$$

The steady-state electronic distributions on the QDs, f_i ($i = 1, 2, 3, 4$), can be determined by the master equation approach. We shall rather consider a simpler situation under the following assumptions. We assume that the contacts between the source and the two QDs 1 and 3 can be made very good. Under such conditions, we can approximate the distributions on the two QDs 1 and 3 as $f_1 \approx n_F\left(\frac{E_1 - \mu_S}{k_B T_S}\right)$ and $f_3 \approx n_F\left(\frac{E_3 - \mu_S}{k_B T_S}\right)$, where $n_F \equiv$

$1/(e^x + 1)$ is the Fermi-Dirac distribution. Similarly, if the contacts between the drain and the two QDs 2 and 4 can be made very good, the distributions on the QDs 2 and 4 can be approximated as $f_3 \approx n_F \left(\frac{E_2 - \mu_D}{k_B T_D} \right)$ and $f_4 \approx n_F \left(\frac{E_4 - \mu_D}{k_B T_D} \right)$.

When the linewidth of the QDs are much smaller than $k_B T$, we can ignore the linewidth of the QDs. In this regime, there are relationships between the currents,

$$J_S = E_1 I_{12} + E_3 I_{34}, \quad J_H = \omega_u I_{12}, \quad J_C = -\omega_d I_{34}. \quad (9)$$

We then have

$$J_{in} = \omega_u I_{12} + \omega_d I_{34}, \quad J_q = \frac{1}{2}(\omega_u I_{12} - \omega_d I_{34}). \quad (10)$$

Linear expansion of the currents in Eqs. (6) and (7) in terms of the affinities, and using the above equations, we obtain the following linear-response transport equations

$$\begin{aligned} J_i &= \sum_j M_{ij} A_j, \quad i, j = e, S, in, q \\ M_{ij} &= \frac{\gamma_0}{k_B} \langle a_i a_j \rangle, \\ a_e &= e, \quad a_S = E_l, \quad a_{in} = \omega, \quad a_q = \frac{1}{2} \omega \sigma. \end{aligned} \quad (11)$$

Here $\Gamma_0 \equiv \Gamma_{1 \rightarrow 2}^0 + \Gamma_{3 \rightarrow 4}^0$ where the superscript 0 denotes the quantities calculated at thermal equilibrium. For instance, the electrical conductance is given by $G = M_{e,e} T$ and (one of) the heat conductance is $K_S = M_{S,S} T$. The average in the above equation is performed between the two channels

$$\langle \dots \rangle = \sum_{j=u,d} p_j \dots \quad (12)$$

with $p_u \equiv \Gamma_{12}^0 / \Gamma^0$ for the up channel and $p_d \equiv \Gamma_{34}^0 / \Gamma^0$ for the down channel and $p_u + p_d = 1$. Therefore, the weights for the average are proportional to the hopping rate (conductance) in each channel. E_l in Eq. (11) denotes the energy of the QD on the left side of each channel, i.e., $E_{lu} = E_1$ for the up channel and $E_{ld} = E_3$ for the down channel. The integer index σ is used to label the two channels: $\sigma = 1$ for the up channel and $\sigma = -1$ for the down channel.

IV. CONVENTIONAL AND UNCONVENTIONAL THERMOELECTRIC ENERGY CONVERSIONS

In the four-terminal thermoelectric device there are three Seebeck coefficients

$$\begin{aligned} S_S &= \frac{k_B}{e} \frac{p_u E_1 + p_d E_3}{k_B T}, \\ S_{in} &= \frac{k_B}{e} \frac{p_u \omega_u + p_d \omega_d}{k_B T}, \\ S_q &= \frac{k_B}{e} \frac{p_u \omega_u - p_d \omega_d}{2 k_B T}, \end{aligned} \quad (13)$$

representing electrical current (power) generation induced by three temperature gradients which originate from the three thermal affinities, A_s , A_{in} , and A_q . An important question is which symmetry needs to be broken to get finite Seebeck coefficients. For example, a finite S_S needs the breaking of ‘‘particle-hole’’ symmetry, \mathcal{T}_{PH} , around the electrochemical potential³³. A finite S_{in} is related to broken left-right mirror symmetry, \mathcal{T}_{Mx} ³³. From the above equations, both the left-right \mathcal{T}_{Mx} and up-down \mathcal{T}_{My} mirror symmetries need to be broken to have finite S_q . Interestingly, S_q is invariant under the multiplicative operator $\mathcal{T}_I = \mathcal{T}_{Mx} * \mathcal{T}_{My}$ (we term \mathcal{T}_I as inversion operator/symmetry), but S_q changes sign under each of the mirror operator. In geometry, the broken of the two mirror symmetries while preserving the inversion symmetry is associated with chirality broken. Therefore, one can conclude that the Seebeck coefficient S_q is associated with chirality broken.

We term S_q as the four-terminal transverse Seebeck coefficient, which describes electrical current J_e generation induced by the perpendicular temperature gradient $T_H - T_C$. This effect, similar to the Nernst-Ettingshausen effect, however, originates not from time-reversal (Onsager) symmetry broken by magnetic field or magnetic interaction, but due to chirality broken. In this transverse thermoelectric effect, the spatial separation of the charge and heat currents is advantageous since electrical and thermal conduction can be manipulated independently. High figure of merit can be attained by suppressing the heat conductivity while enhancing the electrical conductivity and Seebeck coefficient^{35,36}. Explicitly, the figure of merit for this transverse thermoelectric effect is

$$Z_q T = \frac{M_{e,q}^2}{M_{e,e} M_{q,q} - M_{e,q}^2}. \quad (14)$$

The power factor is defined as $P_q = G S_q^2$. From the above we can see that large figures of merit can be achieved

when the following two types of unwanted heat/charge conduction are small: (1) the heat conduction from H to C that does not contribute to thermoelectric conversion, (2) the charge conduction between the source and the drain due to elastic processes which has $a_q = 0$. The former phonon heat conduction can be reduced by, e.g., enhancing phonon scattering with random interfaces and disorders between the H and C heat baths (or using materials with low phonon heat conductivity). The latter charge conduction leads to Joule heating. This charge conduction due to elastic processes can be suppressed by increase the energy difference between the two QDs in each channel, or by enhancing the inelastic processes via strong electron-phonon interaction (such as using GaN or GaAs QDs where electron-phonon coupling is strong) or high temperature⁴⁶. It has been shown in Refs.³⁶ and⁴⁷, a proper energy difference $E_2 - E_1$ can effectively suppress the elastic conduction. In general, Eq. (14) predicts high thermoelectric figure-of-merit if the variance of the energy a_q is small, while its average is large. In the limit of zero variance, infinity figure-of-merit gives the Carnot efficiency, which denotes the limit without dissipation⁴⁰.

A configuration favoring the figure-of-merit and power factor for the transverse thermoelectric effect is to have $\omega_u = -\omega_d$, i.e., opposite energy difference for the up and down channels. We also notice that a configuration with “quadrupole-type” symmetry, i.e., $E_1 - E_2 = -E_3 = E_4$ can lead to $S_S = S_{in} = 0$, but $S_q \neq 0$. In comparison, a “dipole-type” configuration $E_1 - E_2 = E_3 = -E_4$ favors thermoelectric conversion through S_{in} , as has been shown in Ref.³⁶. To make the symmetry more explicit, we write the figure of merit for the three thermoelectric effects in terms of average over the energy in each channels,

$$Z_S T = \frac{\langle a_S \rangle^2}{\langle a_S^2 \rangle - \langle a_S \rangle^2}, \quad a_S = E_l, \quad (15a)$$

$$Z_q T = \frac{\langle a_q \rangle^2}{\langle a_q^2 \rangle - \langle a_q \rangle^2}, \quad a_q = \frac{1}{2}\omega\sigma, \quad (15b)$$

$$Z_{in} T = \frac{\langle a_{in} \rangle^2}{\langle a_{in}^2 \rangle - \langle a_{in} \rangle^2}, \quad a_{in} = \omega. \quad (15c)$$

V. COOLING BY TRANSVERSE CURRENT

We discover a mode of cooling in our system, i.e., cooling, say, the source by driving a heat current between the heat baths H and C (shall be termed as “cooling by transverse current”. This is different from the previous

“cooling by heating” effect where cooling is driven by a finite heat current injected into the quantum system. In the cooling by transverse current effect, heat injected into the quantum system is not necessary, since the driving force of the cooling is the energy exchange between the two heat baths via the central quantum system.

It is convenient to demonstrate the cooling by transverse current effect in the situations with

$$A_e = A_{in} = 0. \quad (16)$$

The two heat currents of concern are then given by^{39,47}

$$J_S = M_{S,S}A_S + M_{S,q}A_q, \quad (17a)$$

$$J_q = M_{S,q}A_S + M_{q,q}A_q. \quad (17b)$$

cooling by transverse current is to cool the source (i.e., $J_S > 0$ despite $A_S < 0$) by a positive J_q (we assume $T_H > T_C$, i.e., $A_q > 0$). To have $J_S > 0$ while $A_S < 0$, one needs

$$M_{S,q} > 0. \quad (18)$$

We propose to fulfill such a requirement via the following energy configuration,

$$E_1 = \varepsilon, \quad E_2 = \varepsilon + \omega, \quad E_3 = \varepsilon + \omega, \quad E_4 = \varepsilon, \quad (19)$$

for $\varepsilon\omega > 0$. We shall consider the case with both $\varepsilon > 0$ and $\omega > 0$. The situation with both ε and ω negative gives the same results. There are lots of other energy configurations that can realize cooling by transverse current effect. Here we consider the above energy configuration to simplify our discussions.

The phenomenon that the heat flow from H to C , J_q , is able to drive a cooling of the source is closely related to the inelastic thermoelectric transport processes in our system. It is very similar to a phonon drag effect (we may also call it as “cooling by transverse current” effect). This effect is also a transverse thermal conduction effect, i.e., heat current is induced in the direction perpendicular to the temperature gradient. We remark that the transverse thermal conduction includes the situations with $M_{S,q} = 0$ which do not have the cooling (of the source) by thermal current effect. We remark that the conditions for cooling of the drain are different from the conditions for cooling the source.

We shall henceforth focus on situations restricted by Eq. (16). The restriction $A_{in} = 0$ establishes a relation between T_H and T_C , so only one of them is independent.

We may regard T_H as an independent variable, whereas T_C is determined by

$$T_C = \left(\frac{2}{T_D} - \frac{1}{T_H} \right)^{-1}. \quad (20)$$

We set $T_S < T_D$ and aim at cooling the source (i.e., $J_S > 0$) using J_q through the mesoscopic heat thermal current effect.

The coefficient of performance (COP) for the cooling by transverse current effect in our four-terminal system is given by^{48,49}

$$\eta_{COP} = \frac{J_S}{J_q}. \quad (21)$$

Microscopically, the currents are

$$J_S = \varepsilon I_{12} + (\varepsilon + \omega) I_{34}, \quad J_q = \frac{1}{2} \omega (I_{12} + I_{34}). \quad (22)$$

In the strong-coupling limit (SCL)^{31,50}, $I_{12} = I_{34}$ (i.e., $J_{in} = 0$ ⁴¹), the COP is

$$\eta_{COP}^{SCL} = \frac{2\varepsilon + \omega}{2\omega}. \quad (23)$$

The entropy production of the system is^{47,51}

$$\frac{dS}{dt} = J_S A_S + J_q A_q, \quad (24)$$

since $A_{in} = 0$ and $A_e = 0$. Therefore, we have

$$\eta_{COP} = \left(T_S A_q - \frac{T_S}{J_q} \frac{dS}{dt} \right) \frac{T_D}{T_D - T_S}. \quad (25)$$

The reversible COP is

$$\eta_{COP}^{rev} = \left(\frac{T_S}{T_C} - \frac{T_S}{T_H} \right) \frac{T_D}{T_D - T_S} = -\frac{A_q}{A_S}. \quad (26)$$

The above relationship clearly demonstrates that the cooling of the source is driven by A_q . In other words, the negative entropy production associated with the cooling of the source, $J_S A_S < 0$, is compensated by the positive entropy production of $J_q A_q$, in agreement with Kedem and Caplan⁵⁰.

It is expected that at reversible COP η_{COP}^{rev} the cooling power vanishes, since entropy and the currents are zero^{40,52}. In other situations $0 < \eta_{COP} < \eta_{COP}^{rev}$. We will regard the temperature of the drain T_D as fixed in the discussions below. In realistic situations T_D can be set by the temperature of the substrate.

The working condition of the cooling by transverse current effect is $J_S > 0$ for $A_S < 0$. For each given energy

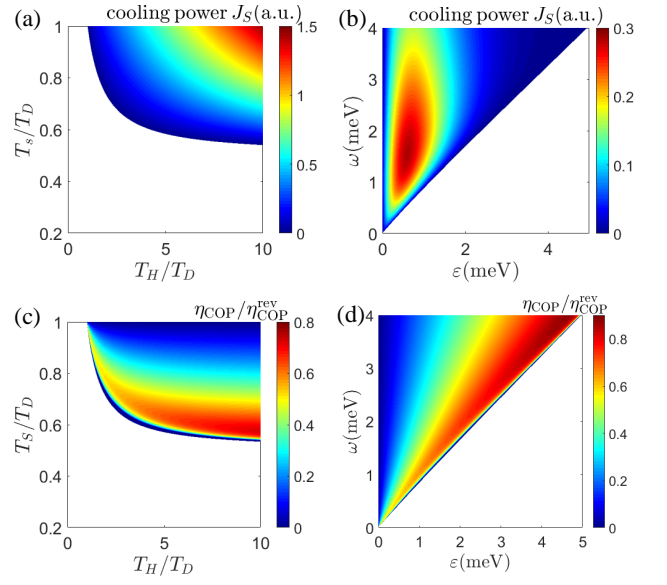


FIG. 3. (a) Cooling power J_S as functions of temperature ratios T_S/T_D and T_H/T_D for $\varepsilon = 1$ meV and $\omega = 2$ meV. (b) Cooling power J_S as functions of QD energies ε and ω for $k_B T_H = 6$ meV and $k_B T_S = 0.6$ meV. (c) COP η_{COP} measured in unit of the reversible COP η_{COP}^{rev} for the cooling by transverse current effect as a function of the temperature ratio T_S/T_D and T_H/T_D when QDs energy is the same as in (a). (d) η_{COP}^{rev} as functions of QD energies ε and ω for the same parameters as in (b). Common parameters: $\mu = 0$, $k_B T_D = 1$ meV and $T_C = 1/(2/T_D - 1/T_H)$. Throughout this paper, “a.u.” denotes “arbitrary units”.

configuration, this imposes restrictions on the temperatures T_H and T_S . In fact, there is a minimum temperature that we can cool the source down for given T_H and T_S . On the other hand, for a given temperature of the source T_S , there is a minimum T_H to fulfill the cooling by transverse current effect.

In Fig. 3(a) we plot the cooling power J_S as functions of the temperatures T_H and T_S measured in units of T_D . For a given set of ε and ω , the cooling power increases with both T_H and T_S . The condition, $J_S = 0$, defines the lowest temperature of the source T_S that can be cooled down for a given T_H , or the lowest temperature of the heat bath T_H that starts to cool the source via the thermal current effect at a given source temperature T_S . We use the Fermi golden rule, Eqs. (6) and (7), to calculate the currents, power, and efficiency throughout this work.

In Fig. 3(b) we study the cooling power J_S as a function of ε and ω for fixed T_S and T_H . The results provide useful information in the search of large cooling powers

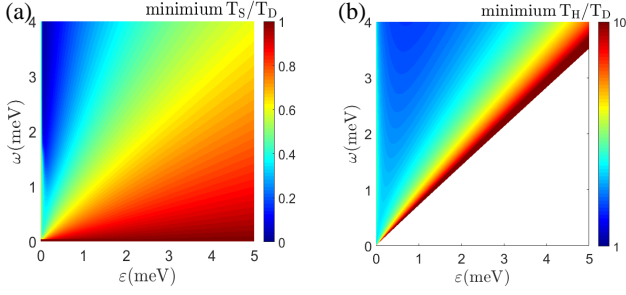


FIG. 4. (a) The lowest temperature of source T_S that can be cooled down via the cooling by transverse current effect as functions of ε and ω for $k_B T_H = 6$ meV. (b) The lowest temperature of the hot heat bath T_H that can perform the cooling by transverse current effect as functions of ε and ω for $k_B T_S = 0.6$ meV and $\omega \geq 0.9\varepsilon$. Other parameters: $\mu = 0$, $k_B T_D = 1$ meV and $T_C = 1/(2/T_D - 1/T_H)$.

by tuning system parameters. It is found that high cooling powers can be achieved in the region with $\omega \gg \varepsilon$, especially for $\omega < k_B T_H$.

In Fig. 3(c) we show the ratio of the COP over the reversible COP $\eta_{COP}/\eta_{COP}^{rev}$ for a given energy configuration [$\varepsilon = 1$ meV and $\omega = 2$ meV, identical to Fig. 3(a)] as a function of the temperature ratios T_S and T_H . It is found that high ratios of $\eta_{COP}/\eta_{COP}^{rev}$ appear for low T_S for a given T_H . In those regions, the cooling power is very small. In fact, the cooling power is large when T_S is high, i.e., the opposite trend of the COP. Such power-efficiency trade-off is consistent with existing knowledge (particularly as illustrated in Ref. 52 and later confirmed in Refs. 53 and 54). The optimal ratio $\eta_{COP}/\eta_{COP}^{rev}$ emerges close to the minimum T_S for the cooling by transverse current effect.

The dependence of the ratio $\eta_{COP}/\eta_{COP}^{rev}$ on the QDs energy ω and ε [for the same parameters as in Fig. 3(b)] is shown in Fig. 3(d). Large ratios of $\eta_{COP}/\eta_{COP}^{rev}$ appear close to the minimum of ω for each given ε . Apparently the efficiency has an opposite trend in the dependence of QDs energies. That is, the cooling power J_S is large for $\omega \gg \varepsilon$, while the COP ratio $\eta_{COP}/\eta_{COP}^{rev}$ is large for $\omega \approx \varepsilon$.

We then study the optimal energy configuration, ω and ε , that achieves the lowest temperature of the source T_S after sufficiently long time cooling. This is determined by the lowest temperature of the source T_S that gives $J_S = 0$. The results are shown in Fig. 4(a). Again, the lowest T_S is achieved when $\omega \gg \varepsilon$. In the opposite limit, $\varepsilon \gg \omega$, the cooling by thermal effect is quite ineffective. We

also calculate the minimum temperature of the hot heat bath T_H required by the cooling by transverse current effect, i.e., $J_S = 0$, for various energy configurations, as presented in Fig. 4(b). We find that the region with $\omega \gg \varepsilon$ does not require too high temperature of the heat bath T_H to perform the cooling by heat current. Therefore, a favorable parameter regime for the cooling by transverse current effect is $\omega \gg \varepsilon$ with $\omega \lesssim k_B T_H$.

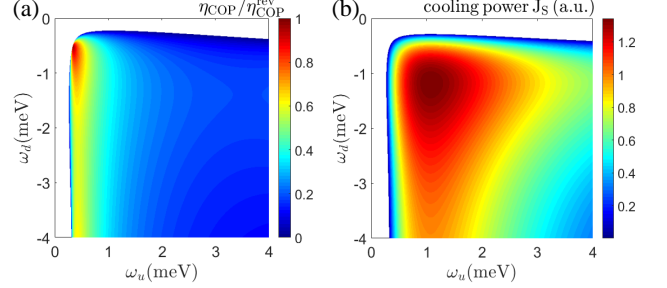


FIG. 5. (a) COP and (b) cooling power of the cooling by transverse current effect as functions the two energies ω_u and ω_d . Other parameters: $\mu = 0$, $k_B T_D = 1$ meV, $k_B T_H = 1.5$ meV, $E_1 = E_4 = 1$ meV and $T_C = 1/(2/T_D - 1/T_H)$.

In realistic situations the two energies ω_u and ω_d may not be equal. We show how the cooling power and COP vary with the two energies, ω_u and ω_d in Fig. 8. Both the COP and the cooling power favor the situations with $-\omega_u > \omega_d$. For such a regime, cooling induced by the cold terminal C is more effective, since each phonon emission process gives more energy to the heat bath C . The entire picture is that the current in the upper circuit I_{12} is sensitive to phonon temperature T_H and energy ω_u since it is dominated by the thermal emission of phonons from the heat bath H . However, for the current in the lower circuit I_{34} , it is mostly determined by the temperature of the source and the drain, while relatively insensitive to the phonon temperature T_C and energy ω_d .

VI. FOUR-TERMINAL SYSTEMS AS A MAXWELL DEMON

The second law of thermodynamics is a general law for macroscopic system which states that the entropy production rate of any macroscopic system cannot be negative. An imagined system with feedback control that violates the conventional formulation of the second law was created by James C. Maxwell⁵⁵, which proposed that a creature (called as “the Maxwell demon”) with the ability

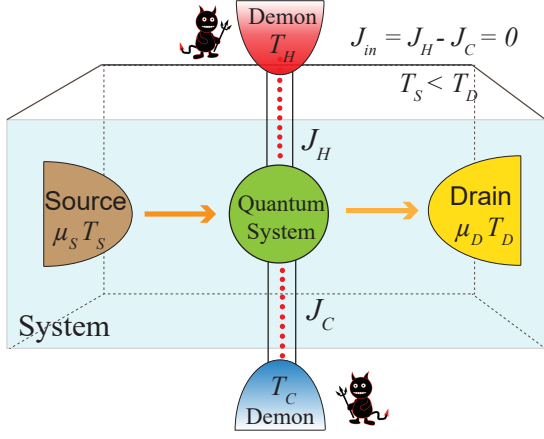


FIG. 6. Schematic of a four-terminal mesoscopic thermoelectric device as a Maxwell demon. The demon supplies no work or heat to the system, i.e., the total heat current injected into the central quantum system from the two thermal baths is zero, $J_{in} = J_H - J_C = 0$.

of tracking the velocity of individual gas particles could create a temperature gradient in two macroscopic chambers of gases which are originally at equilibrium with each other. The Maxwell demon can acquire and store the information of the particles. Removing such information, however, as revealed by Landauer⁵⁶, necessarily yields positive entropy production to restore the second law of thermodynamics. There have been a number of proposals of the Maxwell demon in different forms in various systems^{57–62}.

In this section, we study a possible implementation of the Maxwell demon in the quantum-dot architecture acting on a system without changing its number of particles or its energy, following the recent works^{61,62} but in different set-ups and mechanisms. In the four-terminal set-up illustrated in Fig. 6, our target is to induce a Maxwell demon based on two nonequilibrium baths (the cold and the hot baths) which can reduce the entropy of the system, the source and the drain, without giving energy or changing the particle number of the system. More explicitly, we aim to induce a heat flow from the cold reservoir, i.e., the source, to the hot reservoir, i.e., the drain, without exchanging energy or particle number with the system (i.e., the source plus the drain). This aim can be achieved by the cooling by transverse current effect at $T_S < T_D$. The entropy reduction in the source and drain is compensated by the larger entropy increase in the cold

and hot heat baths. Therefore, the entropy increase rate of the whole system is not negative and the second-law of thermodynamics is not violated.

The condition at which the Maxwell demon neither injects nor extracts heat or energy is

$$J_{in} = 0. \quad (27)$$

Intuitively, the power of the Maxwell demon vanishes when the temperature gradient between the two heat baths H and C becomes zero.

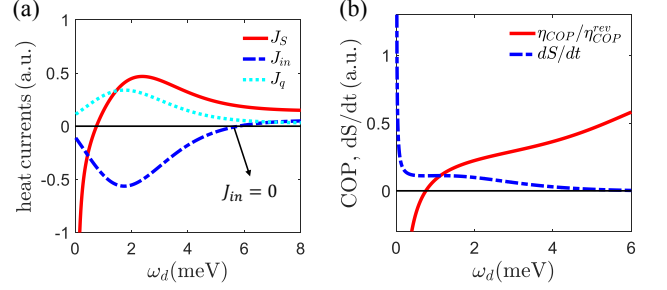


FIG. 7. (a) Thermal currents and, (b) COP ratio $\eta_{COP}/\eta_{COP}^{rev}$ and entropy production dS/dt as a function of the QD energy ω_d . Other parameters: $\mu = 0$, $k_B T_D = 1$ meV, $k_B T_H = 1.5$ meV, $k_B T_S = 0.9$ meV, $E_1 = E_4 = 1$ meV and $T_C = 1/(2/T_D - 1/T_H)$.

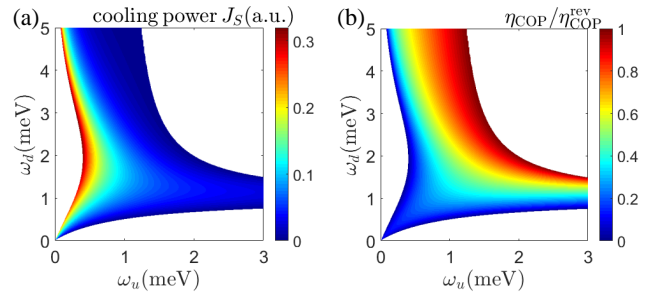


FIG. 8. (a) cooling power and (b) COP of the cooling by transverse current effect as functions the two energies ω_u and ω_d for $J_{in} = 0$. Other parameters: $\mu = 0$, $k_B T_D = 1$ meV, $k_B T_H = 2.5$ meV, $E_1 = E_4 = 1$ meV and $T_C = 1/(2/T_D - 1/T_H)$.

We first show that the cooling by transverse current effect survives even when $J_{in} = 0$ (i.e., the total heat current injected into the quantum system vanishes). In Fig. 7(a), we show the three thermal currents, J_S , J_q , and J_{in} , as functions of ω_d with other parameters fixed and given in the caption of the figure. We focus on the conditions where $A_S < 0$, $A_{in} = 0$, and $A_q > 0$. It is

seen from Fig. 7(a) that there is indeed a special point, $\omega_d \simeq 5.7$ meV, where the cooling by transverse current effect surges at $T_S < T_D$ and $J_{in} = 0$. We also notice from the figure that the sign change of J_{in} does not affect the cooling by transverse current effect. The COP η_{COP} and the cooling power J_S remains positive for $\omega_d > 5.7$ meV, regardless of the heat current J_{in} . However, only the case with $J_{in} = 0$ represents the nonequilibrium demon.

Figure 8 presents the cooling power J_S and COP as functions of the QD energies ω_u and ω_d at the condition with $J_{in} = 0$. The white areas represent the parameter regions where the cooling by transverse current effect cannot be achieved at the condition with $J_{in} = 0$. As shown in Fig. 8(a), the high cooling powers can be achieved in the region with $\omega_u < 1$ meV. However, in such a region, the cooling efficiency is small. In fact, the cooling efficiency is large when $\omega_d > 1$ meV, reflecting the power-efficiency trade-off in the nonequilibrium demon device^{52,53}.

VII. CONCLUSION AND DISCUSSIONS

We have demonstrated a mode of cooling, the cooling by transverse current effect, using a four-terminal (i.e., the source, the drain, and two thermal baths) QDs thermoelectric device. Such an effect describes cooling of the source driven by the heat exchange between the two thermal baths, rather than the total heat injected into the quantum system⁴¹. A simple realization is to use a device with four QDs which simultaneously breaks the particle-hole symmetry, the left-right and up-down inversion symmetries. The cooling power and efficiency demonstrate trade-off effect, e.g., high efficiency comes with low cooling power, consistent with the common in-

tuitions.

In addition, a transverse thermoelectric effect, i.e., generating electric power using the temperature difference between the two heat baths is studied. In the transverse thermoelectric effect, electric and heat transport are spatially separated. Such a thermoelectric effect has the advantage of manipulation of heat and charge transport in different spatial dimensions. Such spatial separation enables disentangling the correlations between electric conduction and phonon heat conduction, so that they can be engineered independently to yield high figure of merit and output power. The current-affinity relations, linear-transport properties, and the transverse thermoelectric figure of merit are studied.

We also show that the four-terminal quantum-dot system can realize a type of Maxwell demon where the demon exploits nonequilibrium effects to drag heat from a low-temperature reservoir (i.e., the source) to a high-temperature reservoir (i.e., the drain), even when there is no net energy and charge exchange between the demon and the system. Our findings demonstrate that inelastic transport can bring about phenomena that have not been found in previous studies based on elastic transport processes.

VIII. ACKNOWLEDGMENT

We acknowledge support from the National Natural Science Foundation of China (NSFC Grant No. 11675116), the Jiangsu distinguished professor funding and a Project Funded by the Priority Academic Program Development of Jiangsu Higher Education Institutions (PAPD).

* jianhuajiang@suda.edu.cn

† jincheng.lu@qq.com

‡ Deceased.

¹ Y. Dubi and M. Di Ventra, “Heat flow and thermoelectricity in atomic and molecular junctions,” *Rev. Mod. Phys.* **83**, 131–155 (2011).

² B. Sothmann, R. Sánchez, and A. N. Jordan, “Thermoelectric energy harvesting with quantum dots,” *Nanotechnology* **26**, 032001 (2015).

³ J.-H. Jiang and Y. Imry, “Linear and nonlinear mesoscopic thermoelectric transport with coupling with heat baths,” *C. R. Phys.* **17**, 1047 – 1059 (2016).

⁴ H. Thierschmann, R. Sánchez, B. Sothmann, H. Buhmann, and L. W. Molenkamp, “Thermoelectrics with coulomb-coupled quantum dots,” *C. R. Phys.* **17**, 1109–1122 (2016).

⁵ G. Benenti, G. Casati, K. Saito, and R. S. Whitney, “Fundamental aspects of steady-state conversion of heat to work at the nanoscale,” *Phys. Rep.* **694**, 1 – 124 (2017).

⁶ R. Venkatasubramanian, E. Silvola, T. Colpitts, and B. O’Quinn, “Thin-film thermoelectric devices with high room-temperature figures of merit,” *Nature* **413**, 597–602 (2001).

⁷ D. Sánchez and R. López, “Scattering theory of nonlinear thermoelectric transport,” *Phys. Rev. Lett.* **110**, 026804

- (2013).
- ⁸ G. Schaller, T. Krause, T. Brandes, and M. Esposito, “Single-electron transistor strongly coupled to vibrations: counting statistics and fluctuation theorem,” *New J. Phys.* **15**, 033032 (2013).
 - ⁹ A. N. Jordan, B. Sothmann, R. Sánchez, and M. Büttiker, “Powerful and efficient energy harvester with resonant-tunneling quantum dots,” *Phys. Rev. B* **87**, 075312 (2013).
 - ¹⁰ J.-H. Jiang and S. John, “Photonic crystal architecture for room-temperature equilibrium bose-einstein condensation of exciton polaritons,” *Phys. Rev. X* **4**, 031025 (2014).
 - ¹¹ R. Sánchez, B. Sothmann, and A. N. Jordan, “Chiral thermoelectrics with quantum hall edge states,” *Phys. Rev. Lett.* **114**, 146801 (2015).
 - ¹² B. K. Agarwalla, J.-H. Jiang, and D. Segal, “Full counting statistics of vibrationally assisted electronic conduction: Transport and fluctuations of thermoelectric efficiency,” *Phys. Rev. B* **92**, 245418 (2015).
 - ¹³ H. Thierschmann, R. Sánchez, B. Sothmann, F. Arnold, C. Heyn, W. Hansen, H. Buhmann, and L. W. Molenkamp, “Three-terminal energy harvester with coupled quantum dots,” *Nat. Nanotech.* **10**, 854 (2015).
 - ¹⁴ B. K. Agarwalla, J.-H. Jiang, and D. Segal, “Quantum efficiency bound for continuous heat engines coupled to noncanonical reservoirs,” *Phys. Rev. B* **96**, 104304 (2017).
 - ¹⁵ A. Mu, B. K. Agarwalla, G. Schaller, and D. Segal, “Qubit absorption refrigerator at strong coupling,” *New J. Phys.* **19**, 123034 (2017).
 - ¹⁶ J. Lu, F. Zhuo, Z. Z. Sun, and J. H. Jiang, “Cooperative spin caloritronic devices,” *ES Energy. Environ.* **7**, 17–28 (2019).
 - ¹⁷ G. Jaliel, R. K. Puddy, R. Sánchez, A. N. Jordan, B. Sothmann, I. Farrer, J. P. Griffiths, D. A. Ritchie, and C. G. Smith, “Experimental realization of a quantum dot energy harvester,” *Phys. Rev. Lett.* **123**, 117701 (2019).
 - ¹⁸ Y. Liu, R. Wang J. Lu, C. Wang, and J.-H. Jiang, “Energy cooperation in quantum thermoelectric systems with multiple electric currents,” *Chin. Phys. B* **29**, 40504 (2020).
 - ¹⁹ L. D. Hicks and M. S. Dresselhaus, “Effect of quantum-well structures on the thermoelectric figure of merit,” *Phys. Rev. B* **47**, 12727–12731 (1993).
 - ²⁰ L. D. Hicks and M. S. Dresselhaus, “Thermoelectric figure of merit of a one-dimensional conductor,” *Phys. Rev. B* **47**, 16631–16634 (1993).
 - ²¹ R. Venkatasubramanian, “Lattice thermal conductivity reduction and phonon localizationlike behavior in superlattice structures,” *Phys. Rev. B* **61**, 3091–3097 (2000).
 - ²² K. Biswas, J. He, I. D. Blum, C. I. Wu, T. P. Hogan, D. N. Seidman, V. P. Dravid, and M. G. Kanatzidis, “High-performance bulk thermoelectrics with all-scale hierarchical architectures,” *Nature* **489**, 414–418 (2012).
 - ²³ O. Entin-Wohlman, Y. Imry, and A. Aharony, “Three-terminal thermoelectric transport through a molecular junction,” *Phys. Rev. B* **82**, 115314 (2010).
 - ²⁴ D. Sánchez and L. Serra, “Thermoelectric transport of mesoscopic conductors coupled to voltage and thermal probes,” *Phys. Rev. B* **84**, 201307 (2011).
 - ²⁵ L. Simine and D. Segal, “Vibrational cooling, heating, and instability in molecular conducting junctions: full counting statistics analysis,” *Phys. Chem. Chem. Phys.* **14**, 13820–13834 (2012).
 - ²⁶ B. Sothmann, R. Sánchez, A. N. Jordan, and M. Büttiker, “Rectification of thermal fluctuations in a chaotic cavity heat engine,” *Phys. Rev. B* **85**, 205301 (2012).
 - ²⁷ L. Li and J.-H. Jiang, “Staircase quantum dots configuration in nanowires for optimized thermoelectric power,” *Sci. Rep.* **6**, 31974 (2016).
 - ²⁸ R. Wang, J. Lu, C. Wang, and J.-H. Jiang, “Nonlinear effects for three-terminal heat engine and refrigerator,” *Sci. Rep.* **8**, 2607 (2018).
 - ²⁹ J.-H. Jiang and Y. Imry, “Near-field three-terminal thermoelectric heat engine,” *Phys. Rev. B* **97**, 125422 (2018).
 - ³⁰ A. Mari and J. Eisert, “Cooling by heating: Very hot thermal light can significantly cool quantum systems,” *Phys. Rev. Lett.* **108**, 120602 (2012).
 - ³¹ B. Cleuren, B. Rutten, and C. Van den Broeck, “Cooling by heating: Refrigeration powered by photons,” *Phys. Rev. Lett.* **108**, 120603 (2012).
 - ³² R. Härtle, C. Schinabeck, M. Kulkarni, D. Gelbwaser-Klimovsky, M. Thoss, and U. Peskin, “Cooling by heating in nonequilibrium nanosystems,” *Phys. Rev. B* **98**, 081404 (2018).
 - ³³ J.-H. Jiang, M. Kulkarni, D. Segal, and Y. Imry, “Phonon thermoelectric transistors and rectifiers,” *Phys. Rev. B* **92**, 045309 (2015).
 - ³⁴ J. Lu, R. Wang, J. Ren, M. Kulkarni, and J.-H. Jiang, “Quantum-dot circuit-qed thermoelectric diodes and transistors,” *Phys. Rev. B* **99**, 035129 (2019).
 - ³⁵ J.-H. Jiang, O. Entin-Wohlman, and Y. Imry, “Three-terminal semiconductor junction thermoelectric devices: improving performance,” *New J. Phys.* **15**, 075021 (2013).
 - ³⁶ J.-H. Jiang, “Enhancing efficiency and power of quantum-dots resonant tunneling thermoelectrics in three-terminal geometry by cooperative effects,” *J. Appl. Phys.* **116**, 194303 (2014).
 - ³⁷ G. D. Mahan and J. O. Sofo, “The best thermoelectric,” *Proc. Natl. Acad. Sci. USA* **93**, 7436–7439 (1996).
 - ³⁸ J. Zhou, R. Yang, G. Chen, and M. S. Dresselhaus, “Optimal bandwidth for high efficiency thermoelectrics,” *Phys. Rev. Lett.* **107**, 226601 (2011).
 - ³⁹ J.-H. Jiang, O. Entin-Wohlman, and Y. Imry, “Hopping thermoelectric transport in finite systems: Boundary effects,” *Phys. Rev. B* **87**, 205420 (2013).
 - ⁴⁰ O. Entin-Wohlman, J.-H. Jiang, and Y. Imry, “Efficiency and dissipation in a two-terminal thermoelectric junction, emphasizing small dissipation,” *Phys. Rev. E* **89**, 012123 (2014).

- (2014).
- ⁴¹ R. S. Whitney, R. Sánchez, F. Haupt, and J. Splettstoesser, “Thermoelectricity without absorbing energy from the heat sources,” *Physica E* **75**, 257 – 265 (2016).
 - ⁴² R. Sánchez and M. Büttiker, “Optimal energy quanta to current conversion,” *Phys. Rev. B* **83**, 085428 (2011).
 - ⁴³ T. Ruokola and T. Ojanen, “Theory of single-electron heat engines coupled to electromagnetic environments,” *Phys. Rev. B* **86**, 035454 (2012).
 - ⁴⁴ B. Sothmann and M. Buttiker, “Magnon-driven quantum-dot heat engine,” *Europhys. Lett.* **99**, 27001 (2012).
 - ⁴⁵ G. Tang, X. Chen, J. Ren, and J. Wang, “Rectifying full-counting statistics in a spin seebeck engine,” *Phys. Rev. B* **97**, 081407 (2018).
 - ⁴⁶ J.-H. Jiang, O. Entin-Wohlman, and Y. Imry, “Thermoelectric three-terminal hopping transport through one-dimensional nanosystems,” *Phys. Rev. B* **85**, 075412 (2012).
 - ⁴⁷ J.-H. Jiang, B. K. Agarwalla, and D. Segal, “Efficiency statistics and bounds for systems with broken time-reversal symmetry,” *Phys. Rev. Lett.* **115**, 040601 (2015).
 - ⁴⁸ J. Lu, R. Wang, Y. Liu, and J.-H. Jiang, “Thermoelectric cooperative effect in three-terminal elastic transport through a quantum dot,” *J. Appl. Phys.* **122**, 044301 (2017).
 - ⁴⁹ J. Lu, Y. Liu, R. Wang, C. Wang, and J.-H. Jiang, “Optimal efficiency and power, and their trade-off in three-terminal quantum thermoelectric engines with two output electric currents,” *Phys. Rev. B* **100**, 115438 (2019).
 - ⁵⁰ O. Kedem and S. R. Caplan, “Degree of coupling and its relation to efficiency of energy conversion,” *Trans. Faraday Soc.* **61**, 1897–1911 (1965).
 - ⁵¹ J.-H. Jiang and Y. Imry, “Enhancing thermoelectric performance using nonlinear transport effects,” *Phys. Rev. Applied* **7**, 064001 (2017).
 - ⁵² J.-H. Jiang, “Thermodynamic bounds and general properties of optimal efficiency and power in linear responses,” *Phys. Rev. E* **90**, 042126 (2014).
 - ⁵³ K. Proesmans, B. Cleuren, and C. Van den Broeck, “Power-efficiency-dissipation relations in linear thermodynamics,” *Phys. Rev. Lett.* **116**, 220601 (2016).
 - ⁵⁴ O. Raz, Y. Suba, and R. Pugatch, “Geometric heat engines featuring power that grows with efficiency,” *Phys. Rev. Lett.* **116**, 160601 (2016).
 - ⁵⁵ K. Maruyama, F. Nori, and V. Vedral, “Colloquium: The physics of maxwell’s demon and information,” *Rev. Mod. Phys.* **81**, 1–23 (2009).
 - ⁵⁶ R. Landauer, “Irreversibility and heat generation in the computing process,” *IBM J. Res. Dev.* **5**, 183191 (1961).
 - ⁵⁷ M. D. Vidrighin, O. Dahlsten, M. Barbieri, M. S. Kim, V. Vedral, and I. A. Walmsley, “Photonic maxwell’s demon,” *Phys. Rev. Lett.* **116**, 050401 (2016).
 - ⁵⁸ J. V. Koski, V. F. Maisi, T. Sagawa, and J. P. Pekola, “Experimental observation of the role of mutual information in the nonequilibrium dynamics of a maxwell demon,” *Phys. Rev. Lett.* **113**, 030601 (2014).
 - ⁵⁹ J. V. Koski, V. F. Maisi, J. P. Pekola, and D. V. Averin, “Experimental realization of a szilard engine with a single electron,” *Proc. Natl. Acad. Sci. U.S.A.* **111**, 13786–13789 (2014).
 - ⁶⁰ J. V. Koski, A. Kutvonen, I. M. Khaymovich, T. Ala-Nissila, and J. P. Pekola, “On-chip maxwell’s demon as an information-powered refrigerator,” *Phys. Rev. Lett.* **115**, 260602 (2015).
 - ⁶¹ R. Sánchez, P. Samuelsson, and P. P. Potts, “Autonomous conversion of information to work in quantum dots,” *Phys. Rev. Research* **1**, 033066 (2019).
 - ⁶² R. Sánchez, J. Splettstoesser, and R. S. Whitney, “Nonequilibrium system as a demon,” *Phys. Rev. Lett.* **123**, 216801 (2019).