

Charmed and ϕ meson decay constants from 2+1-flavor lattice QCD

Ying Chen^{1,2*}, Wei-Feng Chiu¹, Ming Gong^{1,2}, Zhaofeng Liu^{1,2†}, Yunheng Ma^{1,2}
(χ QCD Collaboration)

¹Institute of High Energy Physics, Chinese Academy of Sciences, Beijing 100049, China

²School of Physics, University of Chinese Academy of Sciences, Beijing 100049, China

Abstract

On a lattice with 2+1-flavor dynamical domain-wall fermions at the physical pion mass, we calculate the decay constants of $D_s^{(*)}$, $D^{(*)}$ and ϕ . The lattice size is $48^3 \times 96$, which corresponds to a spatial extension of ~ 5.5 fm with the lattice spacing $a \approx 0.114$ fm. For the valence light, strange and charm quarks, we use overlap fermions at several mass points close to their physical values. Our results at the physical point are $f_D = 213(5)$ MeV, $f_{D_s} = 249(7)$ MeV, $f_{D^*} = 234(6)$ MeV, $f_{D_s^*} = 274(7)$ MeV, and $f_\phi = 241(9)$ MeV. The couplings of D^* and D_s^* to the tensor current (f_V^T) can be derived, respectively, from the ratios $f_{D^*}^T/f_{D^*} = 0.91(4)$ and $f_{D_s^*}^T/f_{D_s^*} = 0.92(4)$, which are the first lattice QCD results. We also obtain the ratios $f_{D^*}/f_D = 1.10(3)$ and $f_{D_s^*}/f_{D_s} = 1.10(4)$, which reflect the size of heavy quark symmetry breaking in charmed mesons. The ratios $f_{D_s}/f_D = 1.16(3)$ and $f_{D_s^*}/f_{D^*} = 1.17(3)$ can be taken as a measure of SU(3) flavor symmetry breaking.

1 Introduction

Meson decay constants are important nonperturbative quantities for the study of meson leptonic decays, and their results from lattice Quantum Chromodynamics (QCD) have received much attention. The pseudoscalar meson decay constants (f_P) can be neatly used to determine the Cabibbo-Kobayashi-Maskawa (CKM) matrix elements, if combined with experiment measurements of the corresponding leptonic decays. The newest lattice QCD average of f_P can be found in the review by Flavor Lattice Averaging Group (FLAG) [1]

In principle vector meson decay constants f_V can also be used to determine CKM matrix elements although experimental measurements of leptonic decays of vector mesons are much harder than those of pseudoscalar mesons due to small branching ratios. Nevertheless, the leptonic decay of D_s^* may be expected to be measured by BES-III or Belle

*cheny@ihep.ac.cn

†liuzf@ihep.ac.cn

II in the near future for the first time for a vector meson [2]. Then the comparison of $f_{D_s^*}$ from experiment and theoretical calculation can be used to study the low energy properties of QCD.

Furthermore, decay constants of heavy-light vector mesons can be used to test the accuracy of heavy quark effective theory (HQET). Neglecting terms of $\mathcal{O}(1/m_Q)$, where m_Q is the heavy quark mass, one has $f_V/f_P = 1 - 2\alpha_s(m_Q)/(3\pi)$ [3] from the leading order QCD calculation, which implies that the ratio f_V/f_P approaches one since the strong coupling constant $\alpha_s(m_Q)$ vanishes in the infinite heavy quark mass limit. We can obtain the corrections from the higher order terms in charmed mesons through the ratio f_V/f_P from lattice QCD calculations. Also, the ratios f_V/f_P for charmed mesons are input parameters for QCD factorization studies of charmed nonleptonic B meson decays [4, 5]. Another important quantity f_V^T is the coupling of a vector meson to the tensor current. The nonperturbative determination of the ratio f_V^T/f_V is important in light cone QCD sum rule (LCSR) calculations of form factors in B to vector meson semileptonic decays.

In this paper, we present a lattice calculation of $D_s^{(*)}$, $D^{(*)}$ and ϕ meson decay constants in a lattice setup with chiral fermions, which are usually expected to be important when light flavors are involved since chiral symmetry is a fundamental property of QCD. We use overlap fermions for valence quarks and carry out the calculation on 2+1-flavor domain wall fermion gauge configurations generated by the RBC-UKQCD Collaborations. The lattice size is big enough (~ 5.5 fm) to avoid large finite volume effects. The light sea quark mass is almost at the physical point. There have been four lattice QCD calculations of $f_{D_s^*}$ in literatures so far. Two of them were performed on 2-flavor gauge ensembles [6, 7]. The other two were performed on 2+1-flavor ensembles [2] and 2+1+1-flavor ensembles [8], respectively. An unexpected large quenching effect of the strange quark was observed in $f_{D_s^*}$ and $f_{D_s^*}/f_{D_s}$ from the 2-flavor result [6] (confirmed in [9] but with a reduced effect). While the 2-flavor result from [7] shows a much less pronounced effect. We can also check this quenching effect from the strange quark in our study.

The rest of this paper is organized as follows. In Sec. 2 we give our framework of the calculation, including the definitions of the decay constants and the lattice setup. Sec. 3 presents the details of the analyses, the numerical results and discussions. Finally we summarize in Sec. 4.

2 Definitions and lattice setup

2.1 Decay constants of pseudoscalar and vector mesons

The decay constant f_P of a pseudoscalar meson P is defined through

$$\langle 0 | \bar{\psi}_1(x) \gamma_\mu \gamma_5 \psi_2(x) | P(p) \rangle = i p_\mu f_P e^{-i p x}, \quad (1)$$

with p_μ being the momentum of the meson. By using the partially conserved axial vector current (PCAC) relation, f_P can be obtained from the matrix element of the

pseudoscalar density

$$(m_1 + m_2)\langle 0|\bar{\psi}_1(0)\gamma_5\psi_2(0)|P(p)\rangle = m_P^2 f_P, \quad (2)$$

where $m_{1,2}$ are quark masses and m_P is the pseudoscalar meson mass. For overlap fermions, the quark mass and pseudoscalar density $\bar{\psi}_1\gamma_5\psi_2$ renormalization constants cancel each other ($Z_P = Z_m^{-1}$) due to chiral symmetry. This makes f_P obtained from Eq.(2) free of renormalization.

The vector meson decay constant f_V is given by the matrix element of the vector current between the vacuum and vector meson V as

$$\langle 0|\bar{\psi}_1(0)\gamma_\mu\psi_2(0)|V(p, \lambda)\rangle = m_V f_V \epsilon_\mu(p, \lambda), \quad (3)$$

where $\epsilon_\mu(p, \lambda)$ is the polarization vector of meson $V(p, \lambda)$ with helicity λ . We use the local vector current on the lattice to compute the above matrix element for convenience. The price to pay is the need of a calculation of the finite renormalization constant for the local current, which was obtained nonperturbatively in Ref. [10] for our lattice setup.

Besides f_V , vector mesons have another decay constant f_V^T which is defined through the following matrix element of the tensor current

$$\langle 0|\bar{\psi}_1(0)\sigma_{\mu\nu}\psi_2(0)|V(p, \lambda)\rangle = i f_V^T (\epsilon_\mu(p, \lambda)p_\nu - \epsilon_\nu(p, \lambda)p_\mu). \quad (4)$$

Here in the tensor current $\sigma_{\mu\nu} = (i/2)[\gamma_\mu, \gamma_\nu]$. Since the tensor current has a nonzero anomalous dimension, we will give values of f_V^T in the commonly used $\overline{\text{MS}}$ scheme and at a scale $\mu = 2$ GeV. The matching factor from the lattice to the continuum $\overline{\text{MS}}$ scheme for the tensor current was presented in Ref. [10].

2.2 Lattice setup

Our calculation is carried out on the gauge configurations of $N_f = 2 + 1$ domain wall fermions generated by the RBC-UKQCD Collaborations [11]. We use the gauge ensemble named as 48I with lattice size $L^3 \times T = 48^3 \times 96$ and pion mass $m_\pi^{(\text{sea})} = 139.2(4)$ MeV from the sea quarks. The lattice spacing was determined to be $a^{-1} = 1.730(4)$ GeV [11], thus the spatial extension of the lattice is about $La \sim 5.5$ fm. The parameters of the configurations are given in Table 1.

We use overlap fermions for valence quarks to perform a mixed action study. The mismatch of the mixed valence and sea pion masses between the domain-wall fermion and the overlap fermion, measured by Δ_{mix} , is $0.030(6)(5)$ GeV⁴ [13], which is very small reflecting a small partial quenching effect. The multi-mass algorithm of overlap fermions [14] permits calculations of multiple quark propagators with a reasonable cost. We calculate propagators with a range of masses from the light to charm quark on 45 configurations. The valence quark masses $am_q^{(\text{val})}$ ($q = l, s, c$) in lattice units are given in Table 1. The deflation algorithm is adopted to accelerate the inversion by projecting out the 1000 low eigenvectors (including zero modes) of the overlap Dirac operator, which are calculated explicitly beforehand.

Table 1: Parameters of gauge configurations used in this work. $am_q^{(\text{val})}$ ($q = l, s, c$) are the valence quark mass parameters in lattice units and the corresponding pion masses (in MeV) are from Ref. [12]. The physical charm quark mass am_c^{phy} is estimated to be around 0.73 (see below).

$L^3 \times T$	$48^3 \times 96$
$a^{-1}(\text{GeV})$	1.730(4)
N_{conf}	45
$am_l^{(\text{val})}$	0.0017, 0.0024, 0.0030, 0.0060
m_π/MeV	114(2), 135(2), 149(2), 208(2)
$am_s^{(\text{val})}$	0.0580, 0.0650
$am_c^{(\text{val})}$	0.6800, 0.7000, 0.7200, 0.7400

We use four mass parameters $am_l^{(\text{val})}$ (as listed in Table 1) for the light valence quarks for chiral interpolation. The corresponding pion masses range from 114 MeV to 208 MeV [12]. Two strange quark mass parameters are used to extrapolate to the physical strange quark mass point. The bare charm quark masses that we use are around 0.72 in lattice units, which are not small. Although for chiral lattice fermions the discretization error due to the heavy quark mass starts at $\mathcal{O}((am_c)^2)$, it could still be large. Thus we shall try to estimate the finite lattice spacing effects in our results for D -mesons.

2.3 Two-point correlators

The matrix elements in Eq. (1), (3) and (4), from which the decay constants are defined, can be derived directly from the related two-point functions with the currents being the sink operators. Since the mesons involved in this study are all the ground state hadrons, in order for the matrix elements to be determined precisely, it is desired that the two-point functions are dominated by the contribution from the ground states. In this work, we adopt the Coulomb wall-source technique. That is to say, we perform the Coulomb gauge fixing to the gauge configurations firstly, and then calculate the two-point functions using the following wall-source operators which are obviously gauge dependent,

$$O_\Gamma^{(W)}(t) = \sum_{\vec{y}, \vec{z}} \bar{\psi}^{f_1}(\vec{y}, t) \Gamma \psi^{f_2}(\vec{z}, t), \quad (5)$$

where $\psi^f = u, d, s, \dots$ and $\Gamma = \gamma_5$ for pseudoscalar mesons and $\Gamma = \gamma_i$ ($i = 1, 2, 3$) for vector mesons. From our experience [12] besides the suppression of excited states, the choice of wall source can also suppress the P -wave scattering states in the vector channels.

For the sink operators, we use spatially extended operators $O_\Gamma(\vec{x}, t; \vec{r})$ by splitting the quark and anti-quark field with spacial displacement \vec{r} , namely, $O_\Gamma(\vec{x}, t; \vec{r}) \equiv \bar{\psi}^{f_1}(\vec{x} + \vec{r}, t) \Gamma \psi^{f_2}(\vec{x}, t)$. The operators with the same spatial separation $r \equiv |\vec{r}|$ are averaged

to guarantee the correct quantum number, and also to increase the statistics as a by-product. Thus the two-point functions we calculate are

$$C_P(r, t) = \frac{1}{N_r} \sum_{\vec{x}, |\vec{r}|=r} \langle 0 | O_{\gamma_5}(\vec{x}, t; \vec{r}) O_{\gamma_5}^{(W)\dagger}(0) | 0 \rangle, \quad (6)$$

$$C_V(r, t) = \frac{1}{3N_r} \sum_{\vec{x}, i, |\vec{r}|=r} \langle 0 | O_{\gamma_i}(\vec{x}, t; \vec{r}) O_{\gamma_i}^{(W)\dagger}(0) | 0 \rangle, \quad (7)$$

and

$$C_T(r=0, t) = \frac{1}{3} \sum_{\vec{x}, i} \langle 0 | O_{\sigma_{0i}}(\vec{x}, t) O_{\gamma_i}^{(W)\dagger}(0) | 0 \rangle, \quad (8)$$

where N_r is the number of $O_\Gamma(\vec{x}, t; \vec{r})$'s with the same $|\vec{r}| = r$. The two-point functions $C(r, t)$ with different r can be calculated simultaneously without expensive extra inversions. After the insertion of the intermediate states, the spectral expression of a two-point function reads

$$C(r, t) = \sum_{n, |\vec{r}|=r} \frac{1}{2m_n N_r} \langle 0 | O_\Gamma(\vec{0}, 0; \vec{r}) | n \rangle \langle n | O^{(W)\dagger} | 0 \rangle e^{-m_n t} \equiv \sum_n \Phi_n(r) e^{-m_n t}, \quad (9)$$

where $\Phi_n(r)$ is proportional to the Bethe-Salpeter amplitude $\frac{1}{N_r} \sum_{|\vec{r}|=r} \langle 0 | O_\Gamma(\vec{0}, 0; \vec{r}) | n \rangle$ for

the n -th state. Since the r dependences of $\Phi_n(r)$ are different for different states in each channel, a proper linear combination of several $C(r, t)$'s with different r may give an optimal two-point function $C(\omega, t) \equiv \sum_{\omega_i} \omega_i C(r_i, t)$ which is dominated by the ground state.

Obviously, the parameterization of Eq. (9) shows that the spectral weight $\Phi_n(r=0)$ is proportional to the matrix element that defines the decay constant of a specific meson state. However, in order to get the decay constant, we need to remove the factor $\langle n | O_\Gamma^{(W)\dagger} | 0 \rangle$, which is the matrix element of the wall-source operator $O^{(W)\dagger}$ between the vacuum and the meson state and can be derived from the wall-to-wall correlation function

$$C^W(t) = \langle 0 | O^{(W)}(t) O^{(W)\dagger}(0) | 0 \rangle. \quad (10)$$

3 Numerical analyses

3.1 Meson masses

To extract the meson masses, we apply two fitting strategies. One strategy is applying correlated simultaneous fittings to the correlation functions with different r 's using one (for vector mesons) or two (for pseudoscalar mesons) mass terms. The function form used in the simultaneous fits is

$$C(r, t) = \sum_{n=0} \Phi_n(r) \left[e^{-m_n t} + e^{-m_n(T-t)} \right], \quad (11)$$

where $T = 96$ and the second term in the brackets on the right hand side comes from the propagation of the correlator in the negative time direction. $\Phi_n(r)$ and m_n are fitted with the minimum χ^2 method. We vary the number of mass terms to two or three and check the stability of the fitting results. Within statistical uncertainties the fitted ground state mass m_0 does not depend on the number of mass terms. The upper limit of the fitting range $[t_{\min}, t_{\max}]$ is chosen by the following criteria. For the pseudoscalar channel t_{\max} is fixed to the maximum value where the relative errors of correlators satisfy $\delta C/C \leq 5\%$. For the vector channel t_{\max} is chosen by requiring $\delta C/C \leq 10\%$. The lower limit of the fitting range is varied in a wide range when doing the fittings and we check the stability of the results. Among all the fittings which have $\chi^2/\text{dof} \leq 1.0$ and give a consistent ground state mass we then choose the earliest t_{\min} to give our final results.

In the left panel of Figure 1 we show the fitted ground state mass M_D in lattice units as a function of t_{\min} . Here we finally choose the fitting range $[11, 18]$ for the D meson. In

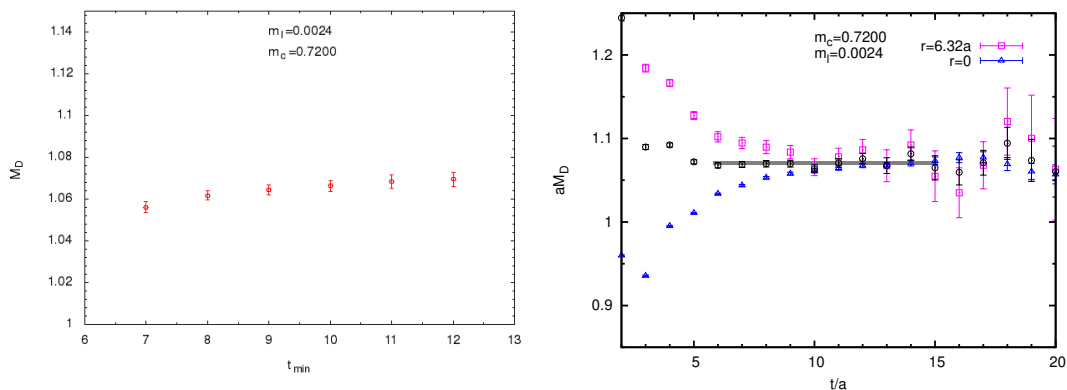


Figure 1: M_D in lattice units as a function of t_{\min} (left panel). M_D (the band in the right graph) from fitting range $[11, 18]$ is compared with the corresponding effective masses from various correlators (right panel).

In the right panel of Figure 1 the obtained ground state mass M_D (the band in the graph) is compared with the corresponding effective masses $M_{\text{eff}} = \log(C(r, t)/C(r, t+1))$ from various correlators with different r . The data points in magenta squares are from the correlator with $r = 6.32a$ ($\vec{r} = (2, 6, 0)$ and permutations averaged). The ones in blue triangles are from the local sink correlator with $r = 0$. The ones in black circles are the effective masses from a combination of two correlators

$$C(\omega, t) = C(r = 1, t) + \omega C(r, t), \quad (12)$$

where we can tune the parameter ω and use various $C(r, t)$ to make the effective mass plateau from $C(\omega, t)$ appear as early as possible. This leads to our second fitting strategy. Different states with the same quantum number contribute differently to the correlators $C_{\Gamma}(r, t)$. And these contributions vary as r varies. Thus it is possible to find a large r such that the contribution of the lowest excited state to $\omega C(r, t)$ cancels that to $C(r = 1, t)$ and $C(\omega, t)$ is dominated by the ground state.

Table 2: The masses of D -mesons with $am_c = 0.72$ extracted from two fitting strategies. The first errors are statistical from jackknife analyses. The second errors are systematic errors from variations in the center values as we vary t_{\min} . The two strategies give consistent results.

am_q	0.0017	0.0024	0.0030	0.0060	
am_D	1.070(4)(1)	1.070(3)(1)	1.070(3)(1)	1.071(3)(1)	strategy I
	1.071(2)(1)	1.071(2)(1)	1.071(2)(1)	1.073(1)(1)	strategy II
am_{D^*}	1.156(8)(1)	1.157(8)(1)	1.158(7)(2)	1.160(6)(2)	strategy I
	1.160(2)(1)	1.160(2)(1)	1.160(2)(1)	1.162(2)(1)	strategy II

In the right panel of Figure 1, the black circles show a mass plateau which starts much earlier than that from the correlator $C(r = 6.32a, t)$ or $C(r = 0, t)$. Therefore we can fit the combined correlator $C(\omega, t)$ easily with a single exponential term. We check that this fitting gives stable and consistent ground state mass as we vary the parameter ω . We also confirm that the results from the above two fitting strategies are in consistency.

The fitting results of am_D and am_{D^*} from the two strategies with $am_c = 0.72$ are summarized in Table 2 for comparison. The second strategy gives smaller statistical uncertainties since the mass plateau from the combined correlator appears earlier and thus data points with less errors are used in fittings. Similar advantages of the second strategy are observed in the analyses of other meson masses, therefore we adopt strategy II to obtain meson masses in the following.

The results of the pion and kaon masses are shown in Table 3. The pion mass and the combination $m_{ss}^2 \equiv 2m_K^2 - m_\pi^2$ are used to fix the physical up (degenerate with the down quark) and strange quark mass respectively. From Table 3 we can see that $2m_K^2 - m_\pi^2$ is independent of the pion mass (or equivalently the up/down quark mass) within the statistical uncertainties. This is exactly what we expect from the lowest-order analysis of chiral perturbation theory and it is the reason why we use this combination. The results of the meson masses and decay constants will be interpolated/extrapolated to the physical point where $(a^2 m_\pi^2)^{\text{phys}} = 0.00651(3)$ and $a^2 m_{ss}^2(\text{phys}) \equiv a^2(2m_K^2 - m_\pi^2)^{\text{phys}} = 0.1565(6)$ by using $m_\pi^{\text{phys}} = 139.6$ MeV and $m_K^{\text{phys}} = 493.7$ MeV [15]. Here the uncertainties come from the error of the lattice spacing. Since these uncertainties are much smaller than our statistical error or the discretization error as we will see later, we ignore them in our estimate of the systematic uncertainty.

In Table 4 we collect the masses of ϕ and K^* at our valence quark masses. From the data we see that the mass of K^* barely depends on the light quark mass with our current statistical uncertainties. To obtain m_{K^*} at the physical point, we use the following interpolation/extrapolation form

$$m_{K^*}(m_\pi, m_{ss}) = m_{K^*}^{\text{phys}} + b_1 \Delta m_\pi^2 + b_2 \Delta m_{ss}^2, \quad (13)$$

where $\Delta m_\pi^2 = m_\pi^2 - m_\pi^2(\text{phys})$ and $\Delta m_{ss}^2 = m_{ss}^2 - m_{ss}^2(\text{phys})$. This is the Taylor expansion

Table 3: Masses of pion and kaon with statistical uncertainties from Jackknife analyses.

am_s	am_q	am_K	am_π	$a^2(2m_K^2 - m_\pi^2)$
0.0580	0.0017	0.2608(24)	0.0659(12)	0.1317(25)
	0.0024	0.2621(20)	0.0780(12)	0.1313(21)
	0.0030	0.2631(19)	0.0861(12)	0.1310(20)
	0.0060	0.2689(20)	0.1202(12)	0.1302(22)
0.0650	0.0017	0.2755(22)	0.0659(12)	0.1475(24)
	0.0024	0.2769(22)	0.0780(12)	0.1473(24)
	0.0030	0.2780(21)	0.0861(12)	0.1472(23)
	0.0060	0.2833(18)	0.1202(12)	0.1461(21)

Table 4: Masses and decay constants of ϕ and K^* with the statistical uncertainties. The fitting range of correlators for ϕ is $t \in [11, 19]$. The range for K^* is $t \in [8, 15]$.

am_s	am_ϕ	af_ϕ^{bare}	am_q	am_{K^*}
0.0580	0.563(5)	0.126(7)	0.0017	0.505(8)
			0.0024	0.504(7)
			0.0030	0.503(7)
			0.0060	0.504(6)
0.0650	0.579(5)	0.127(7)	0.0017	0.514(7)
			0.0024	0.512(7)
			0.0030	0.511(7)
			0.0060	0.512(7)

Table 5: Masses and decay constants of D_s and D_s^* with statistical uncertainties. The fitting range of correlators for D_s is $t \in [17, 28]$. The range for D_s^* is $t \in [12, 25]$. The ratio $f_{D_s^*}^{\text{bare}}/f_{D_s}$ is collected in the last column.

am_c	am_s	am_{D_s}	af_{D_s}	$am_{D_s^*}$	$af_{D_s^*}^{\text{bare}}$	$f_{D_s^*}^{\text{bare}}/f_{D_s}$
0.68	0.058	1.075(1)	0.139(3)	1.165(3)	0.141(3)	1.011(27)
	0.065	1.081(1)	0.141(3)	1.170(3)	0.143(3)	1.008(25)
0.70	0.058	1.095(1)	0.140(3)	1.184(3)	0.141(3)	1.009(27)
	0.065	1.102(1)	0.142(3)	1.190(2)	0.143(3)	1.005(26)
0.72	0.058	1.116(1)	0.140(3)	1.204(2)	0.141(3)	1.007(27)
	0.065	1.123(1)	0.142(3)	1.209(2)	0.143(3)	1.002(26)
0.74	0.058	1.137(1)	0.141(3)	1.223(2)	0.141(3)	1.004(28)
	0.065	1.143(1)	0.143(3)	1.229(2)	0.143(3)	1.000(27)

around the physical u/d and strange quark masses and we keep only the lowest order, i.e., the linear terms since our quark masses are close to their physical values. Then we obtain

$$m_{K^*}^{\text{phys}} = 895(10) \text{ MeV}, \quad (14)$$

where the error includes the statistical/fit uncertainty and the uncertainty of the lattice spacing. The parameter b_1 from the fitting is consistent with zero within uncertainty as expected from the raw data.

For the mass of ϕ we do a linear extrapolation to the physical point $a^2m_{ss}^2(\text{phys}) = 0.1565$ since we only have two data points as given in Table 4. For the corresponding $a^2m_{ss}^2$ at each of the two strange quark masses we use the average of the four values in the last column of Table 3. This extrapolation gives

$$m_\phi^{\text{phys}} = 1.018(17) \text{ GeV} \quad (15)$$

with lattice spacing error included. Both $m_{K^*}^{\text{phys}}$ and m_ϕ^{phys} are in good agreement with their experiment values. This means that the finite lattice spacing effects in the study of light hadrons are smaller than our current statistical uncertainties.

Vector mesons can decay to two pseudoscalar mesons through P -wave. On our lattice the minimal nonzero momentum is 226 MeV, which is not small. The thresholds of P -wave decays for ϕ , D^* and D_s^* mesons are not open on our lattice. But K^* can decay to $K\pi$ on our lattice. We observed mass plateaus for the K^* meson but not for the scattering states of $K\pi$, which we believe are suppressed by the usage of Coulomb gauge wall source when calculating the 2-point functions [12]. The agreement of $m_{K^*}^{\text{phys}}$ and m_ϕ^{phys} (from our interpolation/extrapolation) with their experimental values tells us that it is safe to ignore the threshold effects at our current precision.

The masses of D_s and D_s^* mesons are listed in Table. 5. We use the experimental value of D_s (together with $m_{ss}^2(\text{phys})$ in the above) to set the physical charm (and strange) quark mass. With our lattice spacing we have $(am_{D_s})^{\text{phys}} = 1.1378(26)$ by

using $m_{D_s} = 1968.34(7)$ MeV from Particle Data Group (PDG2018) [15]. We use the following function similar to Eq.(13) to interpolate/extrapolate $m_{D_s^*}$ to the physical strange and charm quark mass point:

$$m_{D_s^*}(m_{ss}, m_{D_s}) = m_{D_s^*}^{\text{phys}} + b_2 \Delta m_{ss}^2 + b_3 \Delta m_{D_s}, \quad (16)$$

where $\Delta m_{D_s} = m_{D_s} - (m_{D_s})^{\text{phys}}$ and b_3 is another free parameter. From this we obtain

$$m_{D_s^*}^{\text{phys}} = 2.116(6) \text{ GeV}, \quad (17)$$

which agrees with the experiment value $2.1122(4)$ GeV [15]. The interpolation/extrapolation is shown in Figure 2. The function Eq.(16) can describe the data very well.

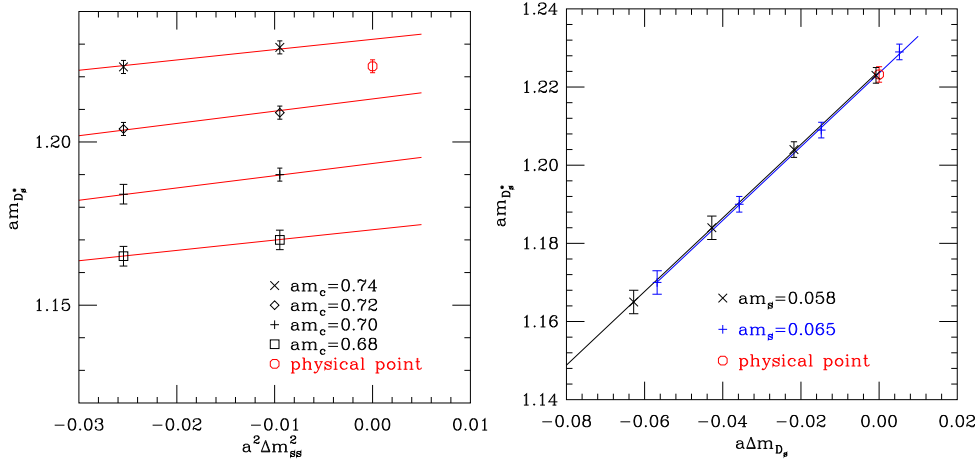


Figure 2: The interpolation/extrapolation of $m_{D_s^*}$ to the physical point by using Eq.(16). $a m_{D_s^*}$ is plotted as a function of $a^2 \Delta m_{ss}^2$ (left panel) or $a \Delta m_{D_s}$ (right panel). The octagon is the result at the physical strange and charm quark mass point.

The masses of D and D^* mesons are listed in Table. 6. The following ansatz is used to interpolate/extrapolate our numerical results to the physical quark mass point:

$$m_{D^{(*)}}(m_\pi, m_{D_s}) = m_{D^{(*)}}^{\text{phys}} + b_1 \Delta m_\pi^2 + b_2 \Delta m_{ss}^2 + b_3 \Delta m_{D_s}. \quad (18)$$

Here the term $b_2 \Delta m_{ss}^2$ appears because our lattice results m_{D_s} are not calculated at the physical strange quark mass and $m_{D_s}^{\text{phys}}$ is used to set the physical charm quark mass. We get

$$m_D^{\text{phys}} = 1.873(5) \text{ GeV} \quad \text{and} \quad m_{D^*}^{\text{phys}} = 2.026(5) \text{ GeV} \quad (19)$$

for the two mesons respectively after the interpolations/extrapolations. Our D meson mass agrees with the PDG2018 value $m_{D^\pm} = 1.86965(5)$ GeV within 1σ . However our D^* meson mass is heavier than the PDG2018 value $m_{D^{*\pm}} = 2.01026(5)$ GeV by about 1%. Thus we estimate the discretization error associated with the large charm quark mass to be about 1% in our results for the charmed meson masses.

Table 6: Masses and decay constants of D and D^* with statistical uncertainties. The fitting range of correlators for D is $t \in [11, 18]$. The range for D^* is $t \in [10, 16]$. The ratio $f_{D^*}^{\text{bare}}/f_D$ is collected in the last column.

am_c	am_l	am_D	af_D	am_{D^*}	$af_{D^*}^{\text{bare}}$	$f_{D^*}^{\text{bare}}/f_D$
0.68	0.0017	1.028(2)	0.122(2)	1.120(3)	0.123(5)	1.01(4)
	0.0024	1.029(2)	0.122(2)	1.121(2)	0.123(4)	1.01(4)
	0.0030	1.029(2)	0.122(2)	1.121(2)	0.123(4)	1.01(4)
	0.0060	1.030(2)	0.123(2)	1.123(2)	0.124(3)	1.01(3)
0.70	0.0017	1.049(2)	0.123(2)	1.140(3)	0.123(5)	1.00(4)
	0.0024	1.050(2)	0.123(2)	1.141(2)	0.123(4)	1.00(4)
	0.0030	1.050(2)	0.123(2)	1.141(2)	0.123(4)	1.00(4)
	0.0060	1.052(1)	0.123(2)	1.142(2)	0.124(3)	1.01(3)
0.72	0.0017	1.071(2)	0.123(2)	1.160(2)	0.123(5)	1.00(4)
	0.0024	1.071(2)	0.123(2)	1.160(2)	0.123(4)	1.00(4)
	0.0030	1.071(2)	0.123(2)	1.161(2)	0.123(4)	1.00(4)
	0.0060	1.073(1)	0.123(2)	1.162(2)	0.123(3)	1.00(3)
0.74	0.0017	1.092(2)	0.123(2)	1.180(2)	0.123(5)	1.00(4)
	0.0024	1.092(2)	0.123(2)	1.180(2)	0.123(4)	1.00(4)
	0.0030	1.092(2)	0.123(2)	1.180(2)	0.123(4)	1.00(4)
	0.0060	1.094(1)	0.124(2)	1.182(2)	0.123(3)	0.99(3)

Table 7: Matching factors to the $\overline{\text{MS}}$ scheme for the local axial vector current and for the tensor current [10].

$Z_A(=Z_V)$	$Z_T/Z_A(2 \text{ GeV})$	$Z_T(2 \text{ GeV})$
1.1025(16)	1.055(31)	1.163(34)

3.2 Decay constants

3.2.1 Renormalization constants

Before we go into the data analyses for the meson decay constants, we present first the renormalization constants (RCs) for the local vector current and the tensor current. The RCs of quark bilinear operators for our lattice setup (overlap fermions on domain-wall fermion configurations) were calculated nonperturbatively in Refs. [10, 16]. For the 48I ensemble used in this work we employed both the RI/MOM and the RI/SMOM schemes to calculate those constants nonperturbatively [10]. The matching factors to the $\overline{\text{MS}}$ scheme for the local axial vector current Z_A and for the tensor current (at scale 2 GeV) are listed in Table. 7. Because we use chiral fermions, we have $Z_V = Z_A$ which was also confirmed numerically in Ref. [10].

3.2.2 f_P and f_V

To obtain decay constants f_P and f_V we perform simultaneous fits to the wall-to-point ($C_{P/V}(r=0, t)$) and wall-to-wall ($C^W(t)$) correlators for a given meson M . These fittings are with two exponentials and the ground state mass is constrained within 10σ to its fitted result from the above strategy II as we determined the meson masses. After removing the matrix element of the source operator $\langle 0|O_\Gamma^{(W)}|M\rangle$ from the spectral weight of $C_{P/V}(r=0, t)$, we obtain $\langle 0|O_\Gamma|M\rangle$ and then the decay constants $f_{P/V}$ by using Eqs.(2,3) and using the fitted meson mass. This fitting and calculation process is repeated for each Jackknife sample to get the statistical uncertainty of $f_{P/V}$. For f_V obtained from the local vector current we need to multiply it with $Z_V(=Z_A)$ as discussed in Section 3.2.1. In the following we use a superscript “bare” to indicate decay constants obtained directly from the local vector current.

The bare decay constants f_V in lattice units for the ϕ meson at our two strange quark masses are given in the third column of Table 4. The two center values are almost the same and our statistical uncertainty is big ($\sim 6\%$). Thus it is hard to tell the strange quark mass dependence of af_ϕ^{bare} . If we do a constant fit to the two numbers, then we obtain $(af_\phi^{\text{bare}})^{\text{phys}} = 0.1265(49)$ or $f_\phi^{\text{phys}} = 241(9)$ MeV after multiplying it with $1/a$ and Z_V . If we do a linear extrapolation to the physical strange quark mass point $a^2m_{ss}^2(\text{phys}) = 0.1565$, then we find a center value $f_\phi^{\text{phys}} = 243$ MeV. Therefore we give

$$f_\phi^{\text{phys}} = 241(9)(2) \text{ MeV} \quad (20)$$

as our final result, where the second error comes from the difference between the constant fit and the linear extrapolation and is treated as a systematic error.

We use f_{D_s} to estimate our discretization error due to the large charm quark mass since we cannot extrapolate to the continuum limit with only one lattice spacing. The decay constant in lattice units af_{D_s} for all charm and strange quark masses are given in Table 5. One can use the function form given in Eq. (16) (replacing $m_{D_s^*}$ with f_{D_s}) to extrapolate/interpolate our lattice results in Table 5 to the physical charm and strange quark mass point. What we find is

$$af_{D_s}^{\text{phys}} = 0.144(3) \quad \text{or} \quad f_{D_s}^{\text{phys}} = 249(5) \text{ MeV}. \quad (21)$$

The difference in the center values of $f_{D_s}^{\text{phys}}$ calculated in this work and in our previous work (254(2)(4) MeV) [17] is 5 MeV or 2%. Since our previous result was obtained in the continuum limit, we treat this 2% difference as an estimate of the discretization error and assign it to all our decay constants for the charmed mesons in this work.

The vector meson decay constant $af_{D_s^*}^{\text{bare}}$ from our lattice data is given in the sixth column of Table 5. Again we use the function form Eq. (16) (replacing $m_{D_s^*}$ with $f_{D_s^*}$) to extrapolate/interpolate our lattice results to the physical charm and strange quark mass point. The fitting is shown on the left panel of Fig. 3. Compared with the case of $am_{D_s^*}$ the quark mass dependence of $af_{D_s^*}^{\text{bare}}$ is hard to see with the relatively big statistical errors.

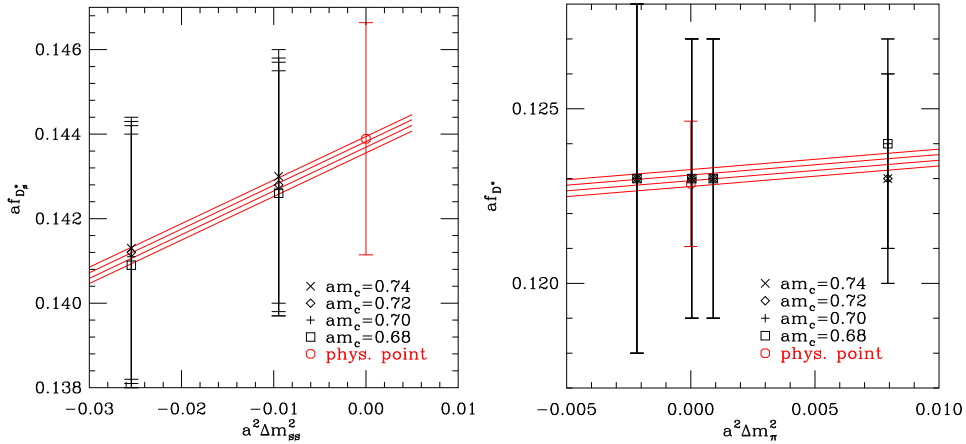


Figure 3: The interpolation/extrapolation of $f_{D_s^*}$ to the physical point by using function form Eq.(16) (left panel). The right panel shows the interpolation/extrapolation of f_{D^*} by using function form Eq.(18). The quark mass dependence is hard to see with the relatively big statistical errors. The octagons show the results at the physical strange and charm quark mass point.

From the extrapolation/interpolation we get $(af_{D_s^*}^{\text{bare}})^{\text{phys}} = 0.144(3)$. Multiplying this number with $1/a = 1.730(4)$ GeV and $Z_V = 1.1025(16)$, we find $f_{D_s^*}^{\text{phys}} = 274(5)$ MeV. Here the uncertainty includes the errors from the statistics, extrapolation/interpolation,

lattice spacing and Z_V . If we assign a 2% discretization error, then we finally get

$$f_{D_s^*}^{\text{phys}} = 274(5)(5) \text{ MeV}. \quad (22)$$

At each quark mass combination we find the ratio $f_{D_s^*}^{\text{bare}}/f_{D_s}$ as given in the last column of Table 5. The statistical error is from Jackknife by using the Jackknife estimates of $f_{D_s^*}$ and f_{D_s} . Then the ratio is extrapolated/interpolated to the physical quark mass point by using the function form in Eq.(16) (replacing $m_{D_s^*}$ with the ratio). What we find is $(f_{D_s^*}^{\text{bare}}/f_{D_s})^{\text{phys}} = 0.999(24)$. Multiplying it with Z_V and assigning a 2% discretization error, we obtain

$$(f_{D_s^*}/f_{D_s})^{\text{phys}} = 1.101(27)(22). \quad (23)$$

The decay constants f_D and f_{D^*} and the ratio f_{D^*}/f_D from our lattice data are shown in Table 6. Similarly to the above analyses for f_{D_s} and $f_{D_s^*}$, we get

$$f_D^{\text{phys}} = 213(2)(4) \text{ MeV}, \quad f_{D^*}^{\text{phys}} = 234(3)(5) \text{ MeV}, \quad (24)$$

$$(f_{D^*}/f_D)^{\text{phys}} = 1.10(2)(2). \quad (25)$$

Here the first error comes from statistics and the interpolation/extrapolation to the physical quark mass point by using Eq.(18) with the replacement of $m_{D^{(*)}}$ by the decay constants or their ratio (The example of f_{D^*} is shown in the right panel of Fig. 3). For f_{D^*} the error of Z_V is also included in the first error. The second error is the 2% systematic uncertainty due to the finite lattice spacing.

Now we turn to the ratios f_{D_s}/f_D and $f_{D_s^*}/f_{D^*}$ which reflect the size of SU(3) flavor symmetry breaking. These ratios can be calculated in two ways. One is using our final results for $f_{D_{(s)}^{(*)}}$ at the physical quark mass point. By doing this we get 1.17(4) for both ratios. The other way is first calculating these ratios at our nonphysical quark masses and then interpolating/extrapolating them to the physical point by using the function form in Eq.(18). The second way gives $f_{D_s}/f_D = 1.163(14)$ and $f_{D_s^*}/f_{D^*} = 1.17(2)$ without including the 2% discretization error. Including this error leads to

$$f_{D_s}/f_D = 1.163(14)(23) \quad \text{and} \quad f_{D_s^*}/f_{D^*} = 1.17(2)(2), \quad (26)$$

which we take as our final results for the two ratios. They tell us that SU(3) flavor symmetry breaking effects are of size $\sim 17\%$. Our value for f_{D_s}/f_D agrees with the result from the RBC-UKQCD Collaborations in Ref. [18], which uses unitary lattice setups with eight gauge ensembles including the 48I used in this work.

3.2.3 f_V^T/f_V

Because of the bad signal-to-noise ratio in $C_T(r=0, t)$ we do not directly determine the decay constant f_V^T but calculate the ratio f_V^T/f_V from the ratio of two-point functions

$$\frac{f_V^T}{f_V} = \lim_{t \rightarrow \infty} \frac{C_T(r=0, t)}{C_V(r=0, t)} \equiv \lim_{t \rightarrow \infty} R(t). \quad (27)$$

Table 8: Bare values of $f_{D_s^*}^T/f_{D_s^*}$ at various valence quark masses.

	am_c			
	0.6800	0.7000	0.7200	0.7400
am_s	$(f_{D_s^*}^T/f_{D_s^*})^{\text{bare}}$			
0.0580	0.862(2)	0.865(2)	0.867(2)	0.869(2)
0.0650	0.863(2)	0.865(2)	0.867(2)	0.869(2)

Figure. 4 shows the ratio $R(t)$ for D^* and D_s^* in the left and right panel respectively. The uncertainties $\delta R(t)$ of the ratio shown in the figure are from Jackknife analyses. As

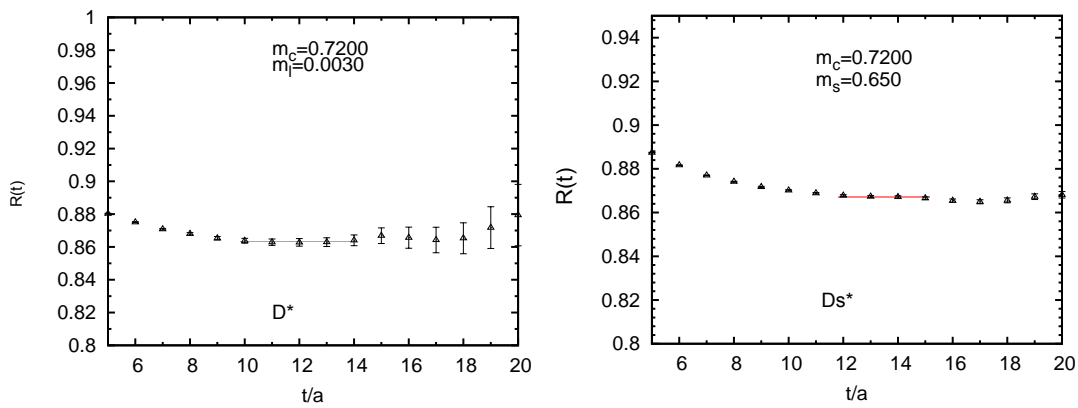


Figure 4: Ratio of two-point functions $R(t)$ for D^* (left panel) and D_s^* (right panel).

we can see, this ratio approaches a plateau at large t . We do constant fits to $R(t)$ in the range $[t_{\min}, t_{\max}]$ to get f_V^T/f_V , where t_{\max} is fixed to the maximum value of t with $\delta R/R \leq 10\%$. t_{\min} is varied to check the stability of the fitting results. The variation ranges of t_{\min} are indicated by the red lines in Figure. 4. We make sure all the fittings give consistent results. In this way we get the bare value of f_V^T/f_V at each quark mass point. As an example, the numerical results of this ratio for D_s^* are presented in Table 8.

Then we use Eq.(16) and Eq.(18) to interpolate/extrapolate our raw data to the physical quark mass point for $f_{D_s^*}^T/f_{D_s^*}$ and $f_{D^*}^T/f_{D^*}$ respectively. After multiplying the results with the renormalization factor $Z_T/Z_A(2 \text{ GeV}) = 1.055(31)$ in the $\overline{\text{MS}}$ scheme and assigning a 2% discretization uncertainty, we find

$$(f_{D_s^*}^T/f_{D_s^*})^{\text{phys}} = 0.92(3)(2) \quad \text{and} \quad (f_{D^*}^T/f_{D^*})^{\text{phys}} = 0.91(3)(2) \quad (28)$$

at the scale 2 GeV. Here the first uncertainty includes the errors from statistics and interpolation/extrapolation and the error of $Z_T/Z_A(2 \text{ GeV})$, and is dominated by the error of the renormalization factor. The second uncertainty is from the finite lattice spacing effect.

Table 9: Decay constants of $D_{(s)}^{(*)}$ and ϕ in units of MeV. f_V^T/f_V is given in the $\overline{\text{MS}}$ scheme at the scale 2 GeV.

	D_s	D_s^*	D	D^*	ϕ
$f_{P/V}/\text{MeV}$	249(7)	274(7)	213(5)	234(6)	241(9)
f_V^T/f_V	-	0.92(4)	-	0.91(4)	-

Table 10: Ratios of decay constants for $D_{(s)}^{(*)}$.

f_{D^*}/f_D	$f_{D_s^*}/f_{D_s}$	f_{D_s}/f_D	$f_{D_s^*}/f_{D^*}$
1.10(3)	1.10(4)	1.16(3)	1.17(3)

4 Summary

We calculated the decay constants f_P , f_V and f_V^T/f_V of the charmed and light mesons including $D_{(s)}^{(*)}$ and ϕ by using 2+1-flavor domain wall fermion gauge configurations at one lattice spacing. The valence overlap fermion has 4, 2 and 4 mass values respectively for the light, strange and charm quarks. We use the experiment values of m_π , $m_{ss}^2 \equiv 2m_K^2 - m_\pi^2$ and m_{D_s} to set the physical light, strange and charm quark masses. The masses of D , $D_{(s)}^*$, ϕ and K^* at the physical point are found by interpolation/extrapolation using the lowest order of Taylor expansion (i.e., a linear interpolation/extrapolation) since our valence quark masses are close to their physical values.

The masses m_D , $m_{D_s^*}$, m_ϕ and m_{K^*} obtained from our lattice calculation are in good agreement with their experiment measurements. The D^* mass we found is 1% higher than its experiment value. The center value of f_{D_s} from this calculation is 2% away from our previous lattice QCD calculation extrapolated to the continuum limit [17]. Thus we estimate the discretization uncertainty in this work to be around 2%.

The final results of this work for the decay constants are given in Eqs.(20,22-26,28). Quadratically adding together the statistical/fitting uncertainty and the systematic uncertainty, we get the decay constants in Table 9 and some of their ratios in Table 10. For the light vector meson ϕ the statistical error dominates the uncertainties. While for the heavy mesons the discretization error and the error from Z_T/Z_A (when needed) are the main sources of uncertainty. We believe our results for $f_{D_s^*}^T/f_{D_s^*}$ and $f_{D^*}^T/f_{D^*}$ are the first lattice QCD calculations, which can be used as input parameters for LCSR calculations of form factors in B to vector meson semileptonic decays.

Our number $f_\phi = 241(9)$ MeV is lower than the $N_f = 2$ lattice simulation result in Ref. [19], which gives $f_\phi = 308(29)$ MeV. This may be due to the dynamical strange quark effects. Note our f_ϕ is in good agreement with that in [20], which is also a 2+1-flavor lattice calculation. The experimental value of f_ϕ can be extracted from

$\Gamma(\phi \rightarrow e^+e^-) = 1.251(21)$ keV [15] by using the relation

$$\Gamma(\phi \rightarrow e^+e^-) = \frac{4\pi\alpha_{\text{em}}^2}{27m_\phi} f_\phi^2. \quad (29)$$

Inputting $\alpha_{\text{em}} = 1/137.036$ and $m_\phi = 1019.461(16)$ MeV [15], one finds $f_\phi^{\text{exp}} = 227(2)$ MeV. Our result agrees with the experiment value at 1.5σ .

Our value for f_D is $213(5)$ MeV, which agrees with other lattice QCD calculations with 2-flavor [21], 2+1-flavor [22, 23, 24] and 2+1+1-flavor [25, 26] simulations. Combining the latest experimental average $f_{D^+}|V_{cd}| = 45.91(1.05)$ MeV from PDG2018 [15] and our $f_D = 213(5)$ MeV, one gets

$$|V_{cd}| = 0.2155(51)(49). \quad (30)$$

Here the two errors are from the lattice calculation and experiment, respectively.

In Figure 5 we compare $f_{D_{(s)}^*}$ and the ratio $f_{D_{(s)}^*}/f_{D_s}$ from this work and other lattice QCD calculations [2, 6, 7, 8, 9]. The values from 2+1-flavor and 2+1+1-flavor simulations

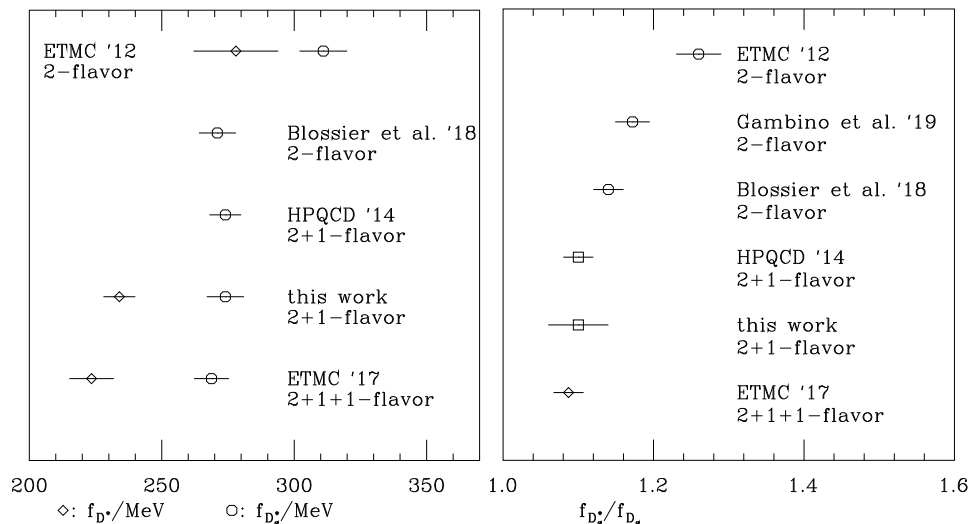


Figure 5: Comparisons of $f_{D_{(s)}^*}$ (left panel) and $f_{D_{(s)}^*}/f_{D_s}$ (right panel) from lattice QCD calculations.

are in consistency. There might be a tension between 2-flavor calculations and the other calculations including dynamical strange quark. More lattice QCD calculations are certainly welcome to clarify this situation.

The ratios of decay constants of charmed mesons in Table 10 show that the size of heavy quark symmetry breaking is about 10%. While the size of SU(3) flavor symmetry breaking is around 17%.

To better control the systematic uncertainty from discretization effects in our work, we need to perform our calculation at more lattice spacings in the future. Also we

need to include the quark-line disconnected diagram for the ϕ meson two-point function. To accurately estimate the threshold effects of strong decays of vector mesons, further studies on larger volumes are necessary.

Acknowledgements

This work was supported by the National Key Research and Development Program of China (No. 2017YFB0203200). We thank RBC-UKQCD collaborations for sharing the domain wall fermion configurations. This work was partially supported by the National Science Foundation of China (NSFC) under Grant 11935017. This research used resources of the Oak Ridge Leadership Computing Facility at the Oak Ridge National Laboratory, which is supported by the Office of Science of the U.S. Department of Energy under Contract No. DE-AC05-00OR22725. This work used Stampede time under the Extreme Science and Engineering Discovery Environment (XSEDE), which is supported by National Science Foundation Grant No. ACI-1053575. We also thank the National Energy Research Scientific Computing Center (NERSC) for providing HPC resources that have contributed to the research results reported within this paper.

References

- [1] S. Aoki *et al.* [Flavour Lattice Averaging Group], Eur. Phys. J. C **80**, no.2, 113 (2020) doi:10.1140/epjc/s10052-019-7354-7 [arXiv:1902.08191 [hep-lat]].
- [2] G. C. Donald, C. T. H. Davies, J. Koponen and G. P. Lepage, Phys. Rev. Lett. **112**, 212002 (2014) doi:10.1103/PhysRevLett.112.212002 [arXiv:1312.5264 [hep-lat]].
- [3] M. Neubert, Phys. Rept. **245**, 259-396 (1994) doi:10.1016/0370-1573(94)90091-4 [arXiv:hep-ph/9306320 [hep-ph]].
- [4] Y. Y. Keum, T. Kurimoto, H. N. Li, C. D. Lu and A. Sanda, Phys. Rev. D **69**, 094018 (2004) doi:10.1103/PhysRevD.69.094018 [arXiv:hep-ph/0305335 [hep-ph]].
- [5] H. Zou, R. H. Li, X. X. Wang and C. D. Lu, J. Phys. G **37**, 015002 (2010) doi:10.1088/0954-3899/37/1/015002 [arXiv:0908.1856 [hep-ph]].
- [6] D. Becirevic, V. Lubicz, F. Sanfilippo, S. Simula and C. Tarantino, JHEP **1202**, 042 (2012) doi:10.1007/JHEP02(2012)042 [arXiv:1201.4039 [hep-lat]].
- [7] B. Blossier, J. Heitger and M. Post, Phys. Rev. D **98**, no. 5, 054506 (2018) doi:10.1103/PhysRevD.98.054506 [arXiv:1803.03065 [hep-lat]].
- [8] V. Lubicz *et al.* [ETM Collaboration], Phys. Rev. D **96**, no. 3, 034524 (2017) doi:10.1103/PhysRevD.96.034524 [arXiv:1707.04529 [hep-lat]].
- [9] P. Gambino, V. Lubicz, A. Melis and S. Simula, J. Phys. Conf. Ser. **1137**, no. 1, 012005 (2019). doi:10.1088/1742-6596/1137/1/012005

- [10] Y. Bi, H. Cai, Y. Chen, M. Gong, K. F. Liu, Z. Liu and Y. B. Yang, Phys. Rev. D **97**, no. 9, 094501 (2018) doi:10.1103/PhysRevD.97.094501 [arXiv:1710.08678 [hep-lat]].
- [11] T. Blum *et al.* [RBC and UKQCD Collaborations], Phys. Rev. D **93**, no. 7, 074505 (2016) doi:10.1103/PhysRevD.93.074505 [arXiv:1411.7017 [hep-lat]].
- [12] W. Sun *et al.* [χ QCD Collaboration], “Anatomy of the ρ resonance from lattice QCD at the physical point,” Chin. Phys. C **42**, no. 6, 063102 (2018) doi:10.1088/1674-1137/42/6/063102 [arXiv:1507.02541 [hep-ph]].
- [13] M. Lujan *et al.*, Phys. Rev. D **86**, 014501 (2012) doi:10.1103/PhysRevD.86.014501 [arXiv:1204.6256 [hep-lat]].
- [14] A. Alexandru, M. Lujan, C. Pelissier, B. Gamari and F. X. Lee, “Efficient implementation of the overlap operator on multi-GPUs,” doi:10.1109/SAAHPC.2011.13 arXiv:1106.4964 [hep-lat].
- [15] M. Tanabashi *et al.* [Particle Data Group], Phys. Rev. D **98**, no. 3, 030001 (2018). doi:10.1103/PhysRevD.98.030001
- [16] Z. Liu *et al.* [chiQCD Collaboration], Phys. Rev. D **90**, no. 3, 034505 (2014) doi:10.1103/PhysRevD.90.034505 [arXiv:1312.7628 [hep-lat]].
- [17] Y. Yang, Y. Chen, A. Alexandru, S. Dong, T. Draper, M. Gong, F. X. Lee, A. Li, K. Liu, Z. Liu and M. Lujan, Phys. Rev. D **92**, no.3, 034517 (2015) doi:10.1103/PhysRevD.92.034517 [arXiv:1410.3343 [hep-lat]].
- [18] P. A. Boyle *et al.* [RBC/UKQCD], [arXiv:1812.08791 [hep-lat]].
- [19] K. Jansen *et al.* [ETM], “Meson masses and decay constants from unquenched lattice QCD,” Phys. Rev. D **80**, 054510 (2009) doi:10.1103/PhysRevD.80.054510 [arXiv:0906.4720 [hep-lat]].
- [20] G. Donald *et al.* [HPQCD], “ V_{cs} from $D_s \rightarrow \phi \ell \nu$ semileptonic decay and full lattice QCD,” Phys. Rev. D **90**, no.7, 074506 (2014) doi:10.1103/PhysRevD.90.074506 [arXiv:1311.6669 [hep-lat]].
- [21] N. Carrasco *et al.* [ETM], JHEP **03**, 016 (2014) doi:10.1007/JHEP03(2014)016 [arXiv:1308.1851 [hep-lat]].
- [22] A. Bazavov *et al.* [Fermilab Lattice and MILC], Phys. Rev. D **85**, 114506 (2012) doi:10.1103/PhysRevD.85.114506 [arXiv:1112.3051 [hep-lat]].
- [23] H. Na, C. T. Davies, E. Follana, G. Lepage and J. Shigemitsu, Phys. Rev. D **86**, 054510 (2012) doi:10.1103/PhysRevD.86.054510 [arXiv:1206.4936 [hep-lat]].
- [24] P. A. Boyle, L. Del Debbio, A. Jüttner, A. Khamseh, F. Sanfilippo and J. T. Tsang, JHEP **12**, 008 (2017) doi:10.1007/JHEP12(2017)008 [arXiv:1701.02644 [hep-lat]].

- [25] A. Bazavov, C. Bernard, N. Brown, C. Detar, A. El-Khadra, E. Gámiz, S. Gottlieb, U. Heller, J. Komijani, A. Kronfeld, J. Laiho, P. Mackenzie, E. Neil, J. Simone, R. Sugar, D. Toussaint and R. Van De Water, *Phys. Rev. D* **98**, no.7, 074512 (2018) doi:10.1103/PhysRevD.98.074512 [arXiv:1712.09262 [hep-lat]].
- [26] N. Carrasco, P. Dimopoulos, R. Frezzotti, P. Lami, V. Lubicz, F. Nazzaro, E. Picca, L. Riggio, G. Rossi, F. Sanfilippo, S. Simula and C. Tarantino, *Phys. Rev. D* **91**, no.5, 054507 (2015) doi:10.1103/PhysRevD.91.054507 [arXiv:1411.7908 [hep-lat]].