

Heavy quarkonium production in ultraperipheral nuclear collisions

B. Z. Kopeliovich^{1,*} M. Krelina^{2,†} J. Nemchik^{2,3,‡} and I. K. Potashnikova^{1§}

¹*Departamento de Física, Universidad Técnica Federico Santa María,
Avenida España 1680, Valparaíso, Chile*

²*Czech Technical University in Prague, FNSPE,
Břehová 7, 11519 Prague, Czech Republic and*

³*Institute of Experimental Physics SAS,
Watsonova 47, 04001 Košice, Slovakia*

(Dated: December 18, 2020)

Abstract

Heavy quarkonium production in ultraperipheral nuclear collisions is described within the QCD dipole formalism. Realistic quarkonium wave functions in the rest frame are calculated solving the Schrödinger equation with a subsequent Lorentz boost to high energy. We rely on several selected $Q\bar{Q}$ potentials, which provide the best description of quarkonium spectra and decay widths, as well as data on diffractive electroproduction of quarkonia on protons. Nuclear effects are calculated with the phenomenological dipole cross sections fitted to DIS data. Higher twist effect related to the lowest $Q\bar{Q}$ Fock component of the photon, as well as the leading twist effects, related to higher components containing gluons, are included. The results for coherent and incoherent photoproduction of charmonia and bottomonia on nuclei are in a good accord with available data from the recent UPC measurements at the LHC. They can also be verified in future experiments at the planned electron-ion colliders.

PACS numbers: 14.40.Pq,13.60.Le,13.60.-r

*Electronic address: boris.kopeliovich@usm.cl

†Electronic address: michal.krelina@cvut.cz

‡Electronic address: nemcik@saske.sk

§Electronic address: irina.potashnikova@usm.cl

I. INTRODUCTION

In comparison to hadro-production of heavy quarkonium states [$V = J/\psi(1S), \psi'(2S), \Upsilon(1S), \Upsilon'(2S), \Upsilon''(3S), \dots$], where the production mechanism is not well interpreted up to now, the main motivation for their investigation in heavy-ion ultraperipheral collisions (UPC) at Relativistic Heavy Ion Collider (RHIC) and the Large Hadron Collider (LHC) arises mainly from the following reasons:

- i) Here the mechanism of almost real photoproduction of heavy quarkonia is well phenomenologically described [1–5] and corresponding theoretical uncertainties are rather well understood [6–8] (a comprehensive review on quarkonium phenomenology can be found in e.g. Refs. [9–11]);
- ii) Relatively small size of heavy quarkonia should lead to minimization of uncertainties inherent from the nonperturbative region, what allows to probe and verify mainly a (semi)perturbative QCD (pQCD) origin of calculated nuclear production amplitudes;
- iii) Besides the first data on charmonium production in UPC at RHIC reported by the PHENIX collaboration [12], during last few years a lot of new data have been obtained at the LHC by the CMS [13], ALICE [14–16] collaborations at c.m. collision energy $\sqrt{s_N} = 2.76$ TeV, as well as by the LHCb [17] and ALICE [18] collaborations at even higher energy $\sqrt{s_N} = 5.02$ TeV. This can provide us with an additional information about the dynamics of the corresponding photoproduction processes and gives a further possibility to verify our ideas about the onset of various nuclear effects occurring in interactions with nuclei in a wider energy range.

The UPC are associated with sufficiently large relative impact parameter of colliding nuclei exceeding the sum of their radii. Then the electromagnetic field generated by large nuclear charges induces an interaction of quasi-real photons (where the photon virtuality $Q^2 \rightarrow 0$) with nuclei followed by a subsequent production of vector mesons (quarkonia). Such a quasi-real diffractive electroproduction process is accompanied by two main phenomena affecting the production rate.

The first phenomenon, representing the final state absorption of produced quarkonia, is related to the effect known as the *color transparency* (CT). Within the popular light-front (LF) color dipole approach [1, 2, 4, 19–26], frequently used in the literature, such a diffractive process can be described as a production of the $Q\bar{Q}$ pair by the real or virtual photon. Treating the UPC, the transverse separation of a $Q\bar{Q}$ fluctuation is proportional to $1/m_Q$, where m_Q is the quark mass. In the photoproduction of heavy quarkonia off nuclei the large quark mass related to the small sized $Q\bar{Q}$ pair should leads to a small absorption during its propagation through the nucleus. This represents the basic idea of CT. Here the large-sized photon configurations with larger absorption cross sections are filtered out by the medium, what is known as the *color filtering* phenomenon. The estimation of the corresponding length scale controlling the evolution of the $Q\bar{Q}$ wave packet can be obtained in the rest frame of the nucleus from the condition that the relative phase shift between the two lowest levels, V and V' becomes of the order of unity [1, 21]

$$l_f = \frac{2k}{M_{V'}^2 - M_V^2}, \quad (1.1)$$

where k is the photon energy and M_V and $M_{V'}$ are the quarkonium masses in $1S$ and $2S$ states, respectively. The scale l_f in Eq. (1.1) is usually called the *formation length*. In the present paper we assume a very slow expansion of the $Q\bar{Q}$ transverse size relying on

large photon energies k , in particular in the LHC kinematic region. A more sophisticated description of the $Q\bar{Q}$ evolution based on the rigorous LF Green function formalism will be presented elsewhere.

Another important source of nuclear suppression is shadowing, which is caused by a phase shift between amplitudes of photoproduction of V on different bound nucleons. When this phase shift reaches unity the interference becomes destructive, i.e. the amplitudes tend to cancel each other. The corresponding distance is called the *coherence length* (CL), [1, 21],

$$l_c = \frac{2k}{M_V^2} = \frac{s - M^2}{M M_V^2}, \quad (1.2)$$

where M is the nucleon mass. It can be also interpreted as a lifetime of the $Q\bar{Q}$ Fock component of the photon.

In our calculations of nuclear cross sections we have adopted for simplicity an approximation of long-lived $Q\bar{Q}$ photon fluctuations widely used in the literature. However, in order to include CL effects properly, we have incorporated additionally corrections for the finite l_c as is described in Sect. II D. The corresponding correction factors have been calculated up to now within a simplified Glauber approximation [27–29] whose applicability to quarkonium production, especially for radially excited $2S$ states, is a questionable. For this reason, in the present paper, the values of the finite- l_c correction factors have been obtained for the first time within the rigorous Green function formalism with no restrictions for l_c .

Another initial state interaction phenomenon known to cause the nuclear suppression in production of quarkonia is the *gluon shadowing* (GS). In the present paper, similarly as for quarks discussed above, the GS is treated in terms of the LF QCD dipole approach (see also Sect. II E). It is related to higher Fock components, $|Q\bar{Q}nG\rangle$, of the photon containing gluons [30]. In comparison with the lowest $|Q\bar{Q}\rangle$ Fock state the corresponding lifetime of multi-gluon states is shorter [31] due to their larger effective masses. This requires a higher photon energy to reach a sufficient onset of the corresponding shadowing corrections. The higher is the Fock state the higher must be the photon energy to manifest its relevance for a shadowing.

Following analyses in Refs. [6–8], in the present paper we treat a simple non-photon-like $V \rightarrow Q\bar{Q}$ structure in order to avoid D -wave admixture excluding so the additional non-specified contribution to the S -wave quarkonium electroproduction cross sections. We have found in our present work [32] that the undesirable relative contribution of D -wave effects to nuclear cross sections of $J/\psi(1S)$ production in UPC does not exceed $\sim 10\%–12\%$. However, for the $\psi'(2S)$ state, it plays an important negative role and causes $\sim 35\%$ enhancement of corresponding production cross sections.

The advantage of the S -wave heavy quarkonia, studied in the present paper, is based on a simple factorization of radial and spin-dependent components of their wave functions. Here the former component is well defined in the $Q\bar{Q}$ rest frame and can be obtained by solving the Schrödinger equation for various realistic interaction potentials between Q and \bar{Q} proposed in the literature. In our calculations we choose two of them, the power-like (POW) [33, 34] and Buchmüller-Tye (BT) [35] potentials, which provide the best description of available data on charmonium electroproduction off protons as was analyzed in Ref. [7]. The same reason is related to our choice of phenomenological models for the dipole cross section, which represents the important ingredient inherent from the LF color dipole formalism. Here we adopt two popular parametrizations - Kopeliovich-Schafer-Tarasov (KST) from Ref. [36] and Golec-Biernat–Wusthoff (GBW) from Refs. [37, 38].

Performing the boosting of the radial component of quarkonium wave functions to the LF frame we rely on the widely used procedure [39] for a generation of the corresponding LF wave functions. In the spin-dependent component, two-dimensional spinors describing the heavy Q and \bar{Q} in the LF frame are related to those in the $Q\bar{Q}$ rest frame by the transformation known as the *Melosh spin rotation* [6–8, 24, 40]. The onset of spin rotation effects for different LF wave functions, corresponding to various realistic potential models for the Q - \bar{Q} interaction, have been analyzed in electroproduction of heavy quarkonia off protons in Refs. [6, 7]. However, in this work the study of UPC requires the further extended investigation of spin effects in quarkonium production off nuclei.

In this paper we extend our previous studies [27–29] performing a comprehensive analysis of nuclear effects occurring in heavy quarkonium production in UPC. Here we present for the first time how the onset of GS and CL effects with no restrictions for l_c is manifested at different rapidities and c.m. collision energies corresponding to RHIC and the LHC experiments. Besides, treating a simple non-photon-like structure of the quarkonium vertex without D -wave admixture, we derive new expressions for the nucleon electroproduction cross sections including the Melosh spin transformation and containing an explicit dependence only on the dipole cross section. This allows a simple straightforward generalization of spin effects to nuclear targets, as well as to perform predictions for the cross sections of coherent and incoherent photoproduction of various heavy quarkonium states generated by different $Q - \bar{Q}$ interaction potentials in the $Q\bar{Q}$ rest frame.

The paper is organized as follows. In the next Section we present expressions for calculations of differential cross sections $d\sigma/dy$ corresponding to coherent (elastic) and incoherent (quasi-elastic) heavy quarkonium production in UPC as is described in Sections II A and II B, respectively. Incorporation of a small real part of the production amplitude, as well as spin rotation effects is depicted in Sec. II C. Consequently, in Sections II D and II E we discuss two main effects modifying the nuclear suppression in UPC, the corrections for a finite coherence length and the gluon shadowing. The former is calculated for the first time within the LF dipole approach based on the Green function formalism giving results that are substantially different from values based on the standard vector dominance model (VDM). The next Sec. III is devoted to comparison of model predictions with available data and to analysis of particular nuclear effects in coherent and incoherent quarkonium production in UPC. Finally, the last Sec. IV contains a summary with the main concluding remarks about manifestations and the onset rate of various nuclear effects occurring in UPC.

II. QUARKONIUM PRODUCTION CROSS SECTION IN ULTRAPERIPHERAL COLLISIONS

The large charge Z of heavy nuclei gives rise to strong electromagnetic fields: in a heavy-ion UPC the photon field of one nucleus can produce a photo-nuclear reaction in the other. Then the cross section for the photoproduction of a vector meson V by the Weizsäcker-Williams photons can be written in the rest frame of the target nucleus A as follows:

$$k \frac{d\sigma}{dk} = \int d^2\tau \int d^2b n(k, \vec{b} - \vec{\tau}, y) \frac{d^2\sigma_A(s, b, y)}{d^2b} + \left\{ y \rightarrow -y \right\}, \quad (2.1)$$

where the rapidity variable $y = \ln \left[\frac{s}{M_V \sqrt{s_N}} \right] \approx \ln \left[\frac{2kM + M^2}{M_V \sqrt{s_N}} \right]$ with the c.m. collision energy $\sqrt{s_N}$.

The formula (2.1) is derived in the one-photon-exchange approximation. Here the variable $\vec{\tau}$ is the relative impact parameter of a nuclear collision and \vec{b} is the impact parameter of the photon-nucleon collision relative to the center of one of the nuclei. Treating the collision of identical nuclei with nuclear radius R_A in UPC, the nuclei interact with each other through their electromagnetic fields, what leads to a condition that the impact parameter τ should be larger than the sum of the corresponding nuclear radii, i.e. $\tau > 2R_A$.

The variable $n(k, \vec{b})$ in Eq. (2.1) represents the photon flux induced by the projectile nucleus with Lorenz factor γ and has the following form,

$$n(k, \vec{b}) = \frac{\alpha_{em} Z^2 k^2}{\pi^2 \gamma^2} \left[K_1^2 \left(\frac{bk}{\gamma} \right) + \frac{1}{\gamma^2} K_0^2 \left(\frac{bk}{\gamma} \right) \right], \quad (2.2)$$

where Z is the ion charge, $\alpha_{em} = 1/137.036$ is the fine-structure constant, $K_{0,1}$ are the modified Bessel functions and the Lorenz factor $\gamma = 2\gamma_{col}^2$ with $\gamma_{col} = \sqrt{s_N}/2M$. The first and the second term in Eq. (2.2) corresponds to the flux of photons transversely and longitudinally polarized to the ion direction, respectively. The former photon flux dominates in ultra-relativistic collisions with $\gamma \gg 1$. Consequently, in heavy-ion UPC at RHIC and the LHC one can safely neglect the second term in Eq. (2.2) treating the photons as almost real due to a very small virtuality, $-q^2 = Q^2 < 1/R_A^2$.

A. Coherent production of quarkonia

To calculate the cross sections for coherent (*coh*) quarkonium production, $\gamma A \rightarrow VA$, we use the light-front dipole approach [1], which has been applied to describe J/ψ photoproduction off nucleons [6, 7, 24] and nuclei [5, 27]. In this approach, assuming sufficiently large photon energies, corresponding to most of kinematic regions studied in the present paper when the CL (1.2) $l_c \gg R_A$, the nuclear cross section takes a simple asymptotic form,

$$\begin{aligned} \left. \frac{d^2 \sigma_A^{coh}(s, b)}{d^2 b} \right|_{l_c \gg R_A} &= \left| \int d^2 r \int_0^1 d\alpha \Psi_V^*(\vec{r}, \alpha) \left(1 - \exp \left[-\frac{1}{2} \sigma_{Q\bar{Q}}(r, s) T_A(b) \right] \right) \Psi_\gamma(\vec{r}, \alpha) \right|^2 \\ &\equiv \left| \int d^2 r \int_0^1 d\alpha \Sigma_A^{coh}(r, \alpha, s, b) \right|^2. \end{aligned} \quad (2.3)$$

We rely on the optical approximation, which is rather accurate for heavy nuclei. Here $T_A(b) = \int_{-\infty}^{\infty} dz \rho_A(b, z)$ is the nuclear thickness function normalized as $\int d^2 b T_A(b) = A$, where $\rho_A(b, z)$ is the nuclear density function of realistic Wood-Saxon form with parameters taken from [41]; $\Psi_V(r, \alpha)$ is the LF wave function for heavy quarkonium; $\Psi_\gamma(r, \alpha)$ is the LF distribution or the wave function of the $Q\bar{Q}$ Fock component of the quasi-real (transversely polarized) photon, where the $Q\bar{Q}$ fluctuation (dipole) has the transverse size \vec{r} and the variable $\alpha = p_Q^+/p_\gamma^+$ is the boost-invariant fraction of the photon momentum carried by a heavy quark (or antiquark).

The universal dipole-nucleon total cross section $\sigma_{Q\bar{Q}}(r, s)$ depends on transverse dipole separation r and c.m. energy squared $s = M_V \sqrt{s_N} \exp[y]$. Energy dependence of the dipole cross section can be alternatively included also via variable $x = M_V^2/W^2 = M_V \exp[-y]/\sqrt{s_N}$.

Notice that the coherent cross section, Eq. (2.3), is different from the usual Glauber expression [42] due to presence of the dipole cross section [43]. It effectively includes the Gribov inelastic shadowing corrections [44, 45] in all orders for the $Q\bar{Q}$ Fock component of the photon.

B. Incoherent production of quarkonia

Besides "elastic" coherent photoproduction $\gamma A \rightarrow VA$, where the nucleus remains intact, the vector meson can be produced in a quasi-elastic process $\gamma A \rightarrow VA^*$, where the nucleus is excited and decays to fragments. Important is that additional meson production is excluded. In this case one can sum over different products of nuclear excitation and employ the conditions of completeness. Of course one channel of elastic photoproduction must be subtracted. It is instructive to see the result within the Glauber approximation [46],

$$\begin{aligned} \frac{d^2\sigma_A^{inc}(s, b)}{d^2b} \Big|_{l_c \gg R_A}^{Gl} &\propto \exp[-\sigma_{in}^{VN} T_A(b)] - \exp[-\sigma_{tot}^{VN} T_A(b)] \\ &= \exp[-\sigma_{tot}^{VN} T_A(b)] \left\{ \exp[-\sigma_{el}^{VN} T_A(b)] - 1 \right\}. \end{aligned} \quad (2.4)$$

Here the inelastic V - N cross section $\sigma_{in}^{VN} = \sigma_{tot}^{VN} - \sigma_{el}^{VN}$, where the elastic cross section

$$\sigma_{el}^{VN} \approx \frac{(\sigma_{tot}^{VN})^2}{16\pi B^{VN}} \quad (2.5)$$

and B^{VN} is the slope of the differential elastic $V - N$ cross section.

The cross section of incoherent photoproduction has the form, analogous to (2.4), but with additional integrations over the dipole size (see derivation in Sect. VII of Ref. [47]),

$$\begin{aligned} \frac{d^2\sigma_A^{inc}(s, b)}{d^2b} \Big|_{l_c \gg R_A} &= \int d^2r_1 \int_0^1 d\alpha_1 \Psi_V^*(\vec{r}_1, \alpha_1) \Psi_\gamma(\vec{r}_1, \alpha_1) \exp\left[-\frac{1}{2}\sigma_{Q\bar{Q}}(r_1, s)T_A(b)\right] \\ &\times \int d^2r_2 \int_0^1 d\alpha_2 \Psi_V^*(\vec{r}_2, \alpha_2) \Psi_\gamma(\vec{r}_2, \alpha_2) \exp\left[-\frac{1}{2}\sigma_{Q\bar{Q}}(r_2, s)T_A(b)\right] \\ &\times \left\{ \exp\left[\frac{\sigma_{Q\bar{Q}}(r_1, s)\sigma_{Q\bar{Q}}(r_2, s)}{16\pi B(s)}T_A(b)\right] - 1 \right\}. \end{aligned} \quad (2.6)$$

The elastic cross section of a heavy quarkonium on a nucleon is rather small and the exponential in the last row of Eq. (2.6) can be expanded. Then we arrive at a simple result [27],

$$\begin{aligned} \frac{d^2\sigma_A^{inc}(s, b)}{d^2b} \Big|_{l_c \gg R_A} &\approx \frac{T_A(b)}{16\pi B(s)} \left| \int d^2r \int_0^1 d\alpha \Psi_V^*(\vec{r}, \alpha) \Psi_\gamma(\vec{r}, \alpha) \sigma_{Q\bar{Q}}(r, s) \right. \\ &\times \left. \exp\left[-\frac{1}{2}\sigma_{Q\bar{Q}}(r, s)T_A(b)\right] \right|^2 \\ &\equiv \frac{T_A(b)}{16\pi B(s)} \left| \int d^2r \int_0^1 d\alpha \Sigma_A^{inc}(r, \alpha, s, b) \right|^2. \end{aligned} \quad (2.7)$$

C. Real part of the production amplitude and spin rotation effects

The both Eqs. (2.3) and (2.7) contain a small correction due to the real part of the $\gamma N \rightarrow VN$ amplitude applying the following replacement [4, 48, 49],

$$\sigma_{Q\bar{Q}}(r, s) \Rightarrow \sigma_{Q\bar{Q}}(r, s) \left(1 - i \frac{\pi}{2} \frac{\partial \ln \sigma_{Q\bar{Q}}(r, s)}{\partial \ln s} \right). \quad (2.8)$$

Treating the non-photon-like structure of the $V \rightarrow Q\bar{Q}$ vertex [6, 7, 27–29] the Melosh spin transformation is incorporated performing following substitutions in Eqs. (2.3) and (2.7),

$$\begin{aligned} \Sigma_A^{coh}(r, \alpha, s, b) &\Rightarrow \Sigma_A^{coh}(r, \alpha, s, b) \cdot \left[\Sigma^{(1)}(r, \alpha) + \Sigma^{(2)}(r, \alpha) \right] \\ \Sigma_A^{inc}(r, \alpha, s, b) &\Rightarrow \Sigma_A^{inc}(r, \alpha, s, b) \cdot \left[\Sigma^{(1)}(r, \alpha) + \Sigma^{(2)}(r, \alpha) \right], \end{aligned} \quad (2.9)$$

where

$$\Sigma^{(1)}(r, \alpha) = N K_0(m_Q r) \int_0^\infty dp_T p_T J_0(p_T r) \Psi_V(\alpha, p_T) \left[\frac{2 m_Q^2 (m_L + m_T) + m_L p_T^2}{m_T (m_L + m_T)} \right] \quad (2.10)$$

and

$$\Sigma^{(2)}(r, \alpha) = N K_1(m_Q r) \int_0^\infty dp_T p_T^2 J_1(p_T r) \Psi_V(\alpha, p_T) \left[\frac{m_Q^2 (m_L + 2m_T) - m_T m_L^2}{m_Q m_T (m_L + m_T)} \right]. \quad (2.11)$$

Here $N = Z_Q \sqrt{2N_c \alpha_{em}} / 4\pi$, where the factor $N_c = 3$ represents the number of colors in QCD, $Z_Q = \frac{2}{3}$ and $\frac{1}{3}$ are the charge-isospin factors for production of charmonia and bottomonia, respectively, $J_{0,1}$ and $K_{0,1}$ are the Bessel functions of the first kind and the modified Bessel functions of the second kind, respectively. The variables $m_{T,L}$ in above formulas have the following form,

$$m_T = \sqrt{m_Q^2 + p_T^2}, \quad m_L = 2 m_Q \sqrt{\alpha(1 - \alpha)}. \quad (2.12)$$

In comparison with results from Ref. [27], the new form of Eqs. (2.9)-(2.11) does not require to perform the so called “*resummation procedure*” proposed in [27] in order to include properly the spin rotation effects in nuclear photoproduction cross sections (2.3) and (2.7). However, it is unclear whether these effects have been incorporated properly in Ref. [50] since the nucleon amplitude presented there depends also on a derivative of $\sigma_{Q\bar{Q}}(r, s)$ and the corresponding explanation of applicability of spin effects to nuclear targets is missing.

In our numerical calculations, following the results from Refs. [6, 7, 27–29], we have taken the charm and the bottom quark masses corresponding to values from realistic phenomenological models for the $Q\bar{Q}$ interaction potential, such as POW and BT, used in our analysis. Similarly, the LF quarkonium wave functions $\Psi_V(\alpha, r)$, after Lorentz boosting procedure from Ref. [39], are the counterparts of their nonrelativistic form generated by these potentials in the $Q\bar{Q}$ rest frame.

D. Corrections for a finite coherence length

As was already mentioned above, the Green function approach allows to include directly the effects of quantum coherence without any restrictions for the coherence length, Eq. (1.2). However, as an alternative and a more simple way instead of such a complicated method, one can use expressions (2.3) and (2.7) for nuclear cross sections in the limit of long CL, $l_c \gg R_A$, and then provide additional corrections for a finite CL when $l_c \lesssim R_A$. Such an incorporation of finite- l_c effects via the effective correction factors (form factors) $F(s, l_c)$ has been suggested in Ref. [51] and employed in Ref. [27] for calculations of charmonium photoproduction off nuclei. The corresponding factors $F(s, l_c)$ for the coherent and incoherent scattering have the following form:

$$F^{coh}(s, l_c) = \int d^2b \left| \int_{-\infty}^{\infty} dz \rho_A(b, z) F_1(s, b, z) e^{iz/l_c} \right|^2 / (\dots) \Big|_{l_c \rightarrow \infty}, \quad (2.13)$$

$$F^{inc}(s, l_c) = \int d^2b \int_{-\infty}^{\infty} dz \rho_A(b, z) \left| F_1(s, b, z) - F_2(s, b, z, l_c) \right|^2 / (\dots) \Big|_{l_c \rightarrow \infty}, \quad (2.14)$$

$$F_1(s, b, z) = \exp\left(-\frac{1}{2} \sigma_{VN}(s) \int_z^{\infty} dz' \rho_A(b, z')\right), \quad (2.15)$$

$$F_2(s, b, z, l_c) = \frac{1}{2} \sigma_{VN}(s) \int_{-\infty}^z dz' \rho_A(b, z') F_1(s, b, z') e^{-i(z-z')/l_c}, \quad (2.16)$$

where the variable $\sigma_{VN}(s) \equiv \sigma_{tot}^{VN}(s)$ represents the quarkonium-nucleon total cross section introduced in the previous Sect. II B. Then the correction to the finite coherence length is usually incorporated multiplying the nuclear cross sections in the limit of infinite coherence length, Eqs. (2.3) and (2.7), by corresponding l_c -correction factors F^{coh} and F^{inc} [27],

$$\frac{d^2 \sigma_A^{coh}(s, b)}{d^2 b} = \frac{d^2 \sigma_A^{coh}(s, b)}{d^2 b} \Big|_{l_c \gg R_A} \cdot F^{coh}(s, l_c(s)), \quad (2.17)$$

$$\frac{d^2 \sigma_A^{inc}(s, b)}{d^2 b} = \frac{d^2 \sigma_A^{inc}(s, b)}{d^2 b} \Big|_{l_c \gg R_A} \cdot F^{inc}(s, l_c(s)). \quad (2.18)$$

The quarkonium-nucleon cross sections $\sigma_{VN}(s)$ in Eqs. (2.15) and (2.16) have been calculated in Ref. [24] for the $1S$ and $2S$ charmonium states J/ψ and ψ' including also the Melosh spin effects. However, here we present the alternative and new expressions for $\sigma_{VN}(s)$ based on Eqs. (2.10) and (2.11),

$$\sigma_{VN}(s) = \frac{\int_0^1 d\alpha \int d^2r \sigma_{Q\bar{Q}}(r, s) \left[\Xi^{(1)}(r, \alpha) + \Xi^{(2)}(r, \alpha) \right]^2}{\int_0^1 d\alpha \int d^2r \left[\Xi^{(1)}(r, \alpha) + \Xi^{(2)}(r, \alpha) \right]^2}, \quad (2.19)$$

where

$$\Xi^{(1)}(r, \alpha) = \int_0^\infty dp_T p_T J_0(p_T r) \Psi_V(\alpha, p_T) \left[\frac{2 m_Q^2 (m_L + m_T) + m_L p_T^2}{m_Q m_T (m_L + m_T)} \right], \quad (2.20)$$

$$\Xi^{(2)}(r, \alpha) = \int_0^\infty dp_T p_T J_1(p_T r) \Psi_V(\alpha, p_T) \left[p_T \frac{m_Q^2 (m_L + 2m_T) - m_T m_L^2}{m_Q^2 m_T (m_L + m_T)} \right]. \quad (2.21)$$

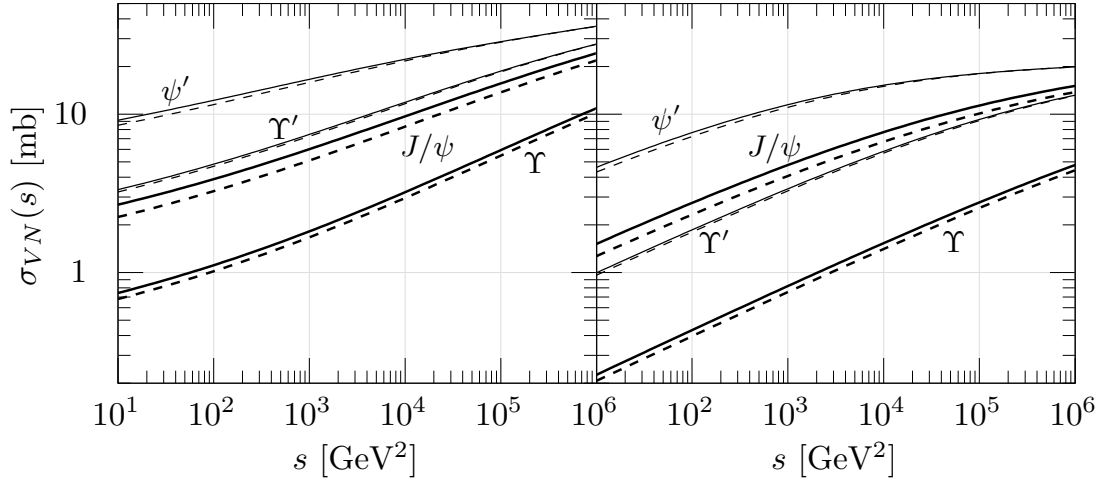


FIG. 1: (left panel) - Comparison of predictions for the quarkonium-nucleon total cross sections from the exact expression (2.19) (solid lines) with results where spin rotation effects are neglected (dashed lines). Calculations are performed using quarkonium wave functions determined by the BT potential, as well as the KST model for the dipole cross section. (right panel) - the same as the left panel but with the GBW model for the dipole cross section.

As an example, using quarkonium wave functions generated by the BT potential and adopting KST and GBW models for the dipole cross section, we plot in Fig. 1 by the solid lines the quarkonium-nucleon total cross sections for various quarkonium states. Our calculations are based on Eq. (2.19), which includes the spin rotation effects. Here the onset of such effects is tested by comparing with results without any spin rotation depicted by the dashed lines. One can see that the Melosh spin transformation manifests itself only for the J/ψ and Υ production, enhancing the corresponding quarkonium-nucleon cross section by about 10% – 20% and 8% – 10%, respectively. For other quarkonium states the onset of spin effects is very weak and can be neglected.

The quarkonium-nucleon total cross sections $\sigma_{VN}(s)$ calculated from Eq. (2.19) can be also parametrized as suggested in Ref. [24]. In Tab. I we present the values of parameters σ_0 and Δ inherent from the following parametrization of $\sigma_{VN}(s)$,

$$\sigma_{VN}(s) = \sigma_0 \cdot \left(\frac{s}{s_0} \right)^\Delta, \quad s_0 = 1000 \text{ GeV}^2, \quad (2.22)$$

where the parameters are averaged over the energy interval $10^2 \text{ GeV}^2 < s < 10^5 \text{ GeV}^2$ and $10^3 \text{ GeV}^2 < s < 10^6 \text{ GeV}^2$ for charmonium and bottomonium states, respectively.

	σ_0 (mb): KST	Δ : KST	σ_0 (mb): GBW	Δ : GBW
$J/\psi(1S)$	6.04	0.206	4.78	0.195
$\psi'(2S)$	16.60	0.122	11.28	0.114
$\Upsilon(1S)$	1.76	0.265	0.87	0.250
$\Upsilon'(2S)$	7.75	0.188	3.79	0.187

TABLE I: Values of parameters σ_0 and Δ for the parametrization Eq. (2.22). The quarkonium-nucleon cross sections for various quarkonium states are calculated according to Eqs. (2.19)-(2.21) using wave functions determined from the BT potential, as well as the KST and GBW parametrizations for the dipole cross section.

Differences between values of these parameters related to KST and GBW dipole models can be treated as a measure of the theoretical uncertainty in determination of their magnitudes.

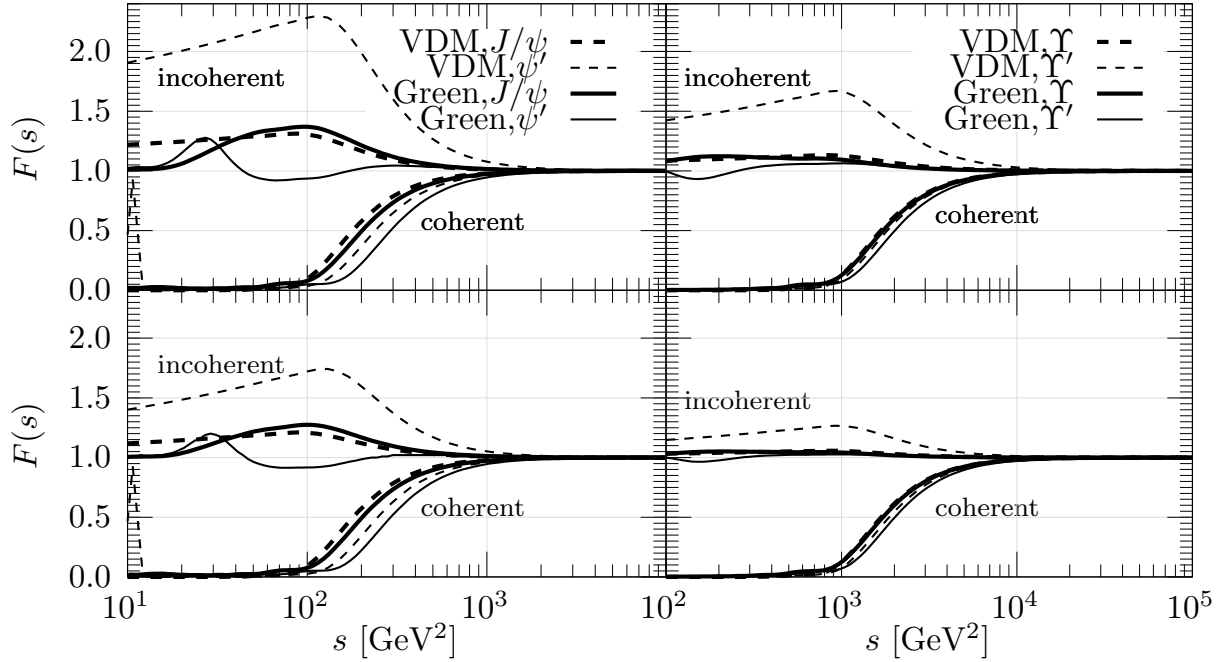


FIG. 2: (left panels) - comparison of l_c -correction factors based on VDM and obtained from Eqs. (2.13)-(2.16) (dashed lines) with more proper calculations within the color dipole approach based on the Green function technique, Eqs. (2.23) and (2.24) (solid lines). The quarkonium wave functions are generated by the BT potential. These factors correspond to coherent respectively incoherent production of J/ψ (thick lines) and ψ' (thin lines) in $Au - Au$ UPC. (right panels) - the same as left panels but for production of Υ and Υ' . Top and bottom panels correspond to calculations using KST and GBW models for the dipole cross section, respectively.

From known values of $\sigma_{VN}(s)$ one can calculate the l_c -correction factors $F(s)$ using Eqs. (2.13)-(2.16). The corresponding values of $F(s)$ for coherent and incoherent J/ψ (thick lines) and ψ' (thin lines) photoproduction on the gold target are depicted by dashed lines on left panels of Fig. 2 as function of the square of c.m. energy s . Here the top and bottom panel corresponds to calculations using KST and GBW parametrization for the dipole cross

section, respectively. The analogous results for $F(s)$ but for photoproduction of Υ and Υ' are depicted on right panels of the same Fig. 2.

Here we would like to emphasize that the above simple estimation of corrections for a finite coherence length within VDM can be applied with a reasonable accuracy only for photoproduction of ρ mesons off nuclei (for the review of photo- and electroproduction of vector mesons and VDM see Ref. [42], for example). However, for the heavy quarkonium production (especially for production of radially excited $2S$ states) it cannot provide reliable results (see estimations in Ref. [52]). For this reason, it is worth switching to a more rigorous quantum-mechanical description of factors F^{coh} and F^{inc} within the sophisticated Green function formalism. Then the corresponding functions F_1 and F_2 in Eqs. (2.13) and (2.14) have the following form,

$$F_1(s, b, z) = \int_0^1 d\alpha \int d^2r_1 d^2r_2 \Psi_V^*(\vec{r}_2, \alpha) G_{q\bar{q}}(z', \vec{r}_2; z, \vec{r}_1) \sigma_{Q\bar{Q}}(r_1, s) \Psi_\gamma(\vec{r}_1, \alpha) \Big|_{z' \rightarrow \infty} \quad (2.23)$$

$$F_2(s, b, z) = \frac{1}{2} \int_{-\infty}^z dz_1 \rho_A(b, z_1) \int_0^1 d\alpha \int d^2r_1 d^2r_2 d^2r \Psi_V^*(\vec{r}_2, \alpha) \times G_{q\bar{q}}(z' \rightarrow \infty, \vec{r}_2; z, \vec{r}) \sigma_{Q\bar{Q}}(\vec{r}, s) G_{q\bar{q}}(z, \vec{r}; z_1, \vec{r}_1) \sigma_{Q\bar{Q}}(\vec{r}_1, s) \Psi_\gamma(\vec{r}_1, \alpha), \quad (2.24)$$

where $\Psi_\gamma(\vec{r}_1, \alpha) = K_0(m_Q r)$ and the Green function $G_{q\bar{q}}(z', \vec{r}_2; z, \vec{r}_1)$ describes the propagation of an interacting $Q\bar{Q}$ pair in a nuclear medium between points with longitudinal coordinates z and z' and with initial and final separations \vec{r}_1 and \vec{r}_2 . Here, for simplicity, we took the quadratic form for the dipole cross section $\sigma_{Q\bar{Q}}(r, s) = C(s) r^2$ and for the LF $Q\bar{Q}$ interaction potential in the evolution equation for the Green function (see Ref. [21], for example). Another simplification is related to a constant nuclear density $\rho_A(b, z) = \rho_0 \Theta(R_A^2 - b^2 - z^2)$, which can be safely adopted for heavy nuclei used in our analysis. For the LF quarkonium wave functions we used the following Gaussian shape [21] for the $1S$ and $2S$ states,

$$\Psi_V(r, \alpha) = C_V a^2(\alpha) f(\alpha) \exp\left[-\frac{1}{2} a^2(\alpha) r^2\right] \quad (2.25)$$

$$\Psi_{V'}(r, \alpha) = C_{V'} a^2(\alpha) f(\alpha) \exp\left[-\frac{1}{2} a^2(\alpha) r^2\right] \left\{1 + 4h(\alpha) - \beta 2a^2(\alpha) r^2\right\}, \quad (2.26)$$

where

$$f(\alpha) = \exp[-h(\alpha)] = \exp\left[-\frac{m_Q^2}{2a^2(\alpha)} + \frac{4\alpha(1-\alpha)m_Q^2}{2a^2(\alpha)}\right], \quad (2.27)$$

and the parameter β , controlling the position of the node, has been determined from the orthogonality condition $\int d^2r d\alpha \Psi_V(r, \alpha) \Psi_{V'}(r, \alpha) = \delta_{VV'}$. We have found $\beta = 0.908$ and 0.963 for production of ψ' and Υ' , respectively. The function $a^2(\alpha) = 2\alpha(1-\alpha) m_Q \omega$, where the oscillatory frequency $\omega = (M_{V'} - M_V)/2 \approx 0.3$ GeV. This allowed to obtain an explicit analytical harmonic oscillatory form for the Green function [53], what substantially simplified the calculations of the l_c -correction factors F^{coh} and F^{inc} .

The Fig. 2 clearly shows that more accurate calculations of factors F^{coh} and F^{inc} within a rigorous Green function formalism (solid lines) are different from the simplified standard estimations based on the VDM (dashed line). For the $1S$ -quarkonium states the variation between both results is not very large. Not so for radially excited quarkonia where the latter approximation cannot be applied anymore for calculations of the l_c -correction factors.

The more detailed comparison of both approaches in heavy quarkonium production will be presented elsewhere [54].

One can see from Fig. 2 that effects of a finite CL are effective for energy regions $s \lesssim 10^3 \text{ GeV}^2$ and $s \lesssim 10^4 \text{ GeV}^2$ in production of charmonia and bottomonia, respectively. This is a direct consequence of the CL dependence on a quarkonium mass as given by Eq. (1.2). Figure 2 also demonstrates that a contraction of the CL toward smaller values of s leads to a significant reduction of coherent cross sections for the $1S$ quarkonium states. However, the corresponding incoherent cross sections are enhanced only slightly, by $\sim 20\% - 30\%$ and $\sim 7\% - 12\%$ for production of $J/\psi(1S)$ and $\Upsilon(1S)$, respectively.

For radially excited $2S$ quarkonia the onset of the finite- l_c effects generated by the Green function formalism is significantly different from VDM. This is most visible in the incoherent case as a direct consequence of the nodal structure of quarkonium wave functions. Such a node effect is stronger for the $\psi'(2S)$ compared to $\Upsilon'(2S)$ state leading thus to much complicated non-monotonic behaviour of the factor $F^{inc}(s)$ towards small values of s . On the other hand, a stronger energy dependence from the region of small $Q\bar{Q}$ transverse separations below the node position compared to large $Q\bar{Q}$ dipole sizes above the node position causes a weakening of the node effect with the energy resulting thus in a gradual convergence of factors $F_{V'}^{inc}(s)$ and $F_V^{inc}(s)$ towards large s .

Note that authors in the recent paper [50] used the Glauber approximation (2.13)-(2.16) for calculations of F^{coh} and F^{inc} repeating only our previous studies [27–29, 51]. As we have already mentioned above, such an approximation cannot be applied properly for the photo- and electroproduction of heavy quarkonia off nuclei. Moreover, considering the same paper, the photon energy given by Eq. (3.1) in [50] cannot provide the l_c -values in the target rest frame according to subsequent Eq. (3.4) in [50]. This fact generates the question about a precise inclusion of the finite- l_c effects in calculations and, consequently, about a correctness of predictions for nuclear production cross sections in regions of large positive resp. negative rapidities. Besides, the corresponding analysis itself of the onset of coherence effects as function of rapidity and collision energy is missing. Especially, their strong onset is expected in the RHIC kinematic region, which is also excluded in Ref. [50] from a theoretical study of quarkonium production in UPC. Here, apart from the question about a validity of the Glauber approximation for estimation of factors F^{coh} and F^{inc} , the corresponding analysis of finite- l_c effects is based on the lack of calculational details for the total quarkonium-nucleon cross section, which is an important ingredient of l_c -correction form factors (see Eqs. (2.15) and (2.16)).

E. Gluon shadowing

Leading twist gluon shadowing (GS) was introduced within the dipole representation in [21] and applied to photoproduction of vector mesons on nuclei in Refs. [5, 22, 27]. Such effects are generated by higher Fock components of the photon containing besides the $Q\bar{Q}$ pair also gluons, i.e. $|Q\bar{Q}G\rangle$, $|Q\bar{Q}2G\rangle \dots |Q\bar{Q}nG\rangle$. Since at small dipole sizes \vec{r} the dipole cross section $\sigma_{Q\bar{Q}}(r, s)$ depends on the gluon distribution in the target, nuclear shadowing of the gluon distribution is expected to reduce $\sigma_{Q\bar{Q}}(r, s)$ in nuclear reactions with respect to processes on the nucleon,

$$\sigma_{Q\bar{Q}}(r, s) \Rightarrow \sigma_{Q\bar{Q}}(r, s) \cdot R_G(s, \mu^2, b). \quad (2.28)$$

Here the gluon shadowing factor R_G , defined as the nucleus-to-nucleon ratio of gluon densities, $R_G(s, \mu^2, b) = G_A(s, \mu^2, b)/(A G_N(s, \mu^2))$, is probed at the factorisation scale $\mu^2 \sim \tau M_V^2 = B/r_S^2$, where $\tau = B/Y^2$. The large scale factor $B \approx 9 - 10$ has been estimated in Ref. [55] and the factor Y is related to the scanning radius r_S [2, 4, 6, 19–22] as $Y = r_s M_V$. The factors Y have been obtained in Ref. [6] with corresponding values as presented in Tab. II for various quarkonium states using wave functions generated by the BT and POW potentials.

	$J/\psi(1S)$	$\psi'(2S)$	$\Upsilon(1S)$	$\Upsilon'(2S)$
$Y : BT$	5.3	4.7	5.7	5.3
$Y : POW$	5.8	5.0	6.0	5.7

TABLE II: Values of the factor Y [6] for various quarkonium states with wave functions generated by the BT and POW potentials.

Within the LF dipole formalism based on the path integral technique we calculate the gluon shadowing correction corresponding to the lowest Fock component $|q\bar{q}G\rangle$ containing only one gluon [5, 21, 27, 36, 56, 57]. Consequently, eikonalization of the R_G factor [58] by Eq. (2.28) includes effectively the effect of higher multi-gluon Fock states of the photon simulating thus the interference effects in a nucleus (for an alternative estimation of gluon shadowing effects in charmonium production in UPC see [59, 60], for example).

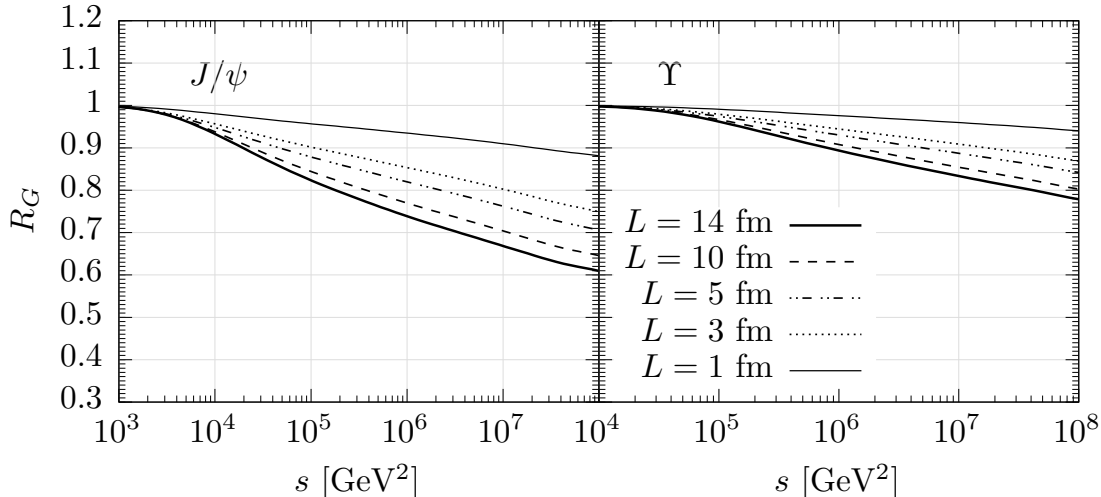


FIG. 3: Gluon shadowing correction for photoproduction of J/ψ (left panel) and Υ (right panel) off lead target as function of the square of c.m. energy s for the photon-lead system taking several fixed values of the nuclear path length $L = 1, 3, 5, 10$ and 14 fm.

As an example, using the KST dipole model for $\sigma_{Q\bar{Q}}$, we plot in Fig. 3 the magnitude of the gluon shadowing factor R_G for J/ψ and Υ photoproduction off lead target. Here we show that the GS rises with c.m energy s at several fixed values of the nuclear path length $L = T_{Pb}(b)/\rho_0$, where ρ_0 is determined from the normalization condition $\int d^2b dz \rho_{Pb}(b, z) = A$. One can see that such a correction becomes effective only at relatively high energies starting from $s \approx 10^3$ GeV² and $s \approx 10^4$ GeV² for production of charmonia and bottomonia, respectively. In comparison to J/ψ photoproduction, the onset of GS effects is much weaker for Υ due to much larger factorization scale related to the bottomonium mass.

III. MODEL PREDICTIONS VS AVAILABLE DATA

In order to calculate the nuclear cross sections (2.7) for the incoherent (quasi-elastic) process one should know the slope parameter for the elastic process $\gamma N \rightarrow VN$. Here we rely on the standard Regge form,

$$B_{J/\psi}(s) = B_0 + 2\alpha'(0) \ln\left(\frac{s}{s_0}\right), \quad (3.1)$$

where the parameters $\alpha' = 0.171 \text{ GeV}^{-2}$, the slope of the Pomeron trajectory, and $B_0 = 1.54 \text{ GeV}^{-2}$ were fitted in [7] to data on J/ψ photoproduction with $s_0 = 1 \text{ GeV}^2$. The slope for $1S$ bottomonium photoproduction was fitted to data in [7] and found to have a smaller value than for J/ψ , $B_{\Upsilon}(s) \approx B_{J/\psi}(s) - 1 \text{ GeV}^{-2}$. For production of radially excited $2S$ state of bottomonia, the node effect is negligibly small and one can safely use the same magnitudes of the slope parameter for both $1S$ and $2S$ states, i.e. $B_{\Upsilon'}(s) \sim B_{\Upsilon}(s)$. Not so for production of radially excited charmonia where the difference of diffraction slopes $\Delta_B(s) = B_{J/\psi}(s) - B_{\psi'}(s)$ cannot be neglected. Here we adopt a parametrization of the factor $\Delta_B(s)$ from Ref. [7] (see also Ref. [61]).

We have calculated the coherent and incoherent heavy quarkonium photoproduction according to Eq. (2.1). The corresponding nuclear cross sections are calculated in the limit of large photon energy, when the CL (1.2) exceeds substantially the nuclear radius R_A , using Eqs.(2.3) and (2.7).

For the dipole cross section inherent in nuclear cross sections we adopt KST and GBW phenomenological parametrizations of a saturated form. Here, analogously as in Ref. [62], at small c.m. energies squared s corresponding to large values of $x = M_V^2/s$ we included a modification of the dipole model through an additional factor $(1-x)^7$, which follows from the sea quark counting rules.

The quarkonium wave functions in the $Q\bar{Q}$ rest frame are obtained as a solution of the Schrödinger equation for two distinct realistic $Q - \bar{Q}$ interaction potentials, POW and BT. This requires to perform subsequently the Lorentz boost of their radial parts to the LF frame. Here we used the standard prescription from Ref. [39]. The spin-dependent part is a subject to the Melosh spin transformation as presented in Refs. [6, 7, 24], which contain also details about the photon and quarkonium wave functions. Such spin transformation has been incorporated in calculations of nuclear cross section via Eqs. (2.9)-(2.11).

We include in our predictions two main phenomena affecting the nuclear cross sections: the gluon shadowing and the finite- l_c corrections. Whereas the former is described in Sect. II E and dominates at large photon energies, the latter prefers smaller energies (when the CL of the short-lived $Q\bar{Q}$ fluctuations is comparable with the nuclear radius) and is included via l_c -correction factors calculated within a rigorous Green function formalism as described in Sect. II D. Our predictions for differential cross sections $d\sigma/dy$ of quarkonium production in UPC as function of the rapidity y have been performed for one RHIC $\sqrt{s_N} = 200 \text{ GeV}$ and two different LHC c.m. collision energies $\sqrt{s_N} = 2.76$ and 5.02 TeV .

In Fig. 4 we present our results for the rapidity distributions of coherent (left panels) and incoherent (right panels) charmonium photoproduction in UPC obtained for $\sqrt{s_N} = 200 \text{ GeV}$ (top panels), $\sqrt{s_N} = 2.76 \text{ TeV}$ (middle panels) and $\sqrt{s_N} = 5.02 \text{ TeV}$ (bottom panels). Calculations have been performed for charmonium wave functions generated by two distinct $Q\bar{Q}$ potentials, POW (dashed lines) and BT (solid lines). For the dipole cross sections $\sigma_{Q\bar{Q}}$ we adopted two different parameterizations, KST (thick lines) and GBW (thin

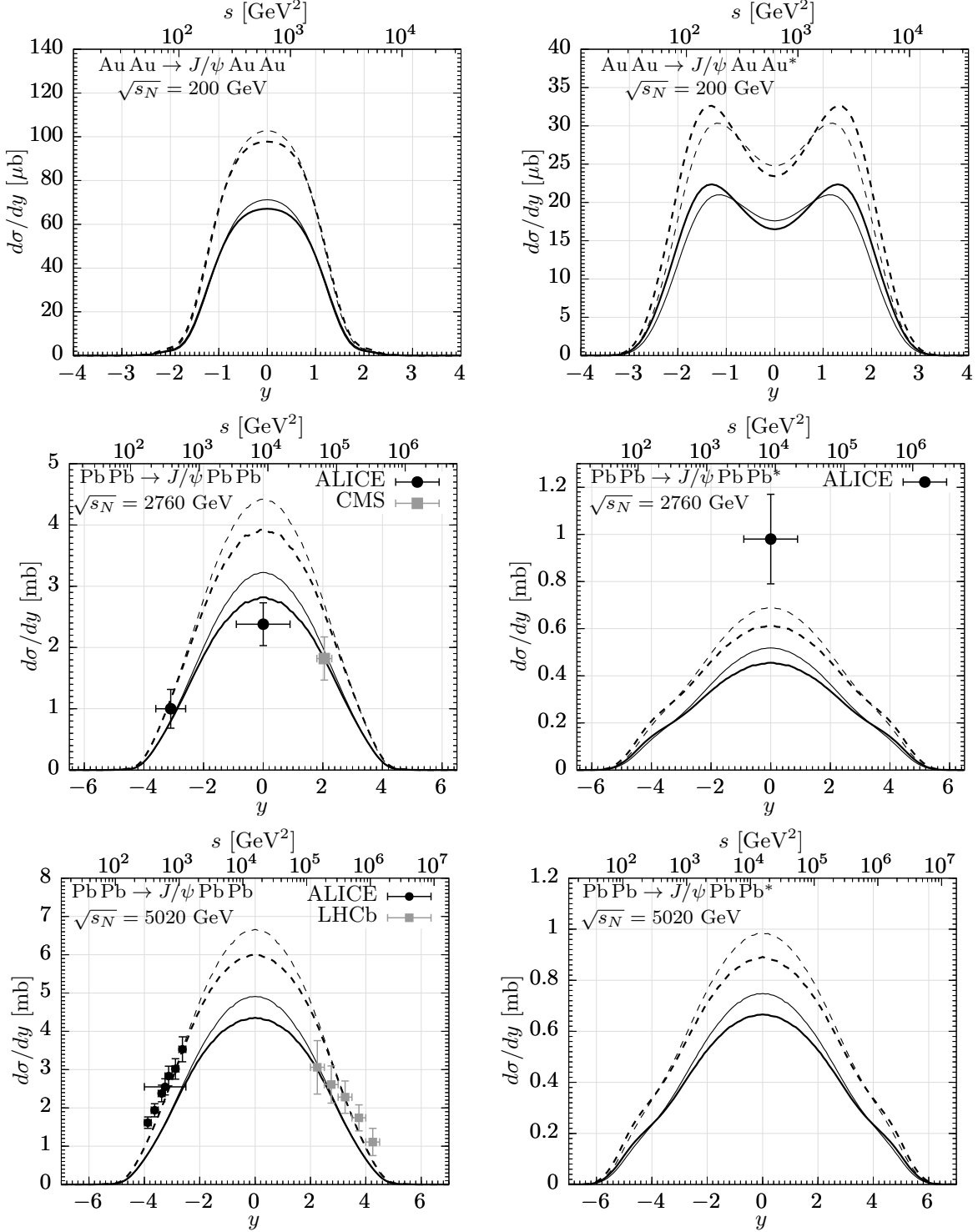


FIG. 4: Rapidity distributions of coherent (left panels) and incoherent (right panels) charmonium photoproduction in UPC at RHIC collision energy $\sqrt{s_N} = 200$ GeV (top panels) and at LHC energies $\sqrt{s_N} = 2.76$ TeV (middle panels) and $\sqrt{s_N} = 5.02$ TeV (bottom panels). The nuclear cross sections are calculated with charmonium wave functions generated by the POW (dashed lines) and BT (solid lines) potentials and with KST (thick lines) and GBW (thin lines) models for the dipole cross section. The data are taken from CMS [13], ALICE [14–16, 18] and LHCb [17] collaborations.

lines). Here the model predictions are tested by the LHC data from the CMS [13] and ALICE [14–16] collaborations at c.m. collision energy $\sqrt{s_N} = 2.76$ TeV, as well as by the LHCb [17] and ALICE [18] data at $\sqrt{s_N} = 5.02$ TeV.

One can see from Fig. 4 that values of $d\sigma/dy$ are strongly correlated with the shape of quarkonium wave functions determined from various models for $Q-\bar{Q}$ interaction potentials. Whereas in charmonium production in UPC the POW (dashed lines) and BT (solid lines) models lead to rather different predictions for $d\sigma/dy$, in the bottomonium case the both models give very similar results (see Fig. 6), what is in correspondence with our previous studies [7] of quarkonium electroproduction off protons. However, it is in contrast with results from Ref. [50], where a rather weak or strong sensitivity of $d\sigma/dy$ to the shape of charmonium or bottomonium wave functions has been predicted, respectively. Such results have been achieved only at the cost of universal heavy quark masses $m_c = 1.4$ GeV and $m_b = 4.75$ GeV used in a given analysis for all $Q-\bar{Q}$ interaction potentials without any justification. Because of a strong sensitivity of quarkonium cross sections $\sigma(\gamma^*N \rightarrow VN)$ to values of the quark mass as analysed in Ref. [7]), the above mentioned artificial and universal values for m_c and m_b , that are different from those extracted from various distinct potential models, cannot provides us with proper and consistent predictions for nuclear phenomena occurring in quarkonium production in UPC.

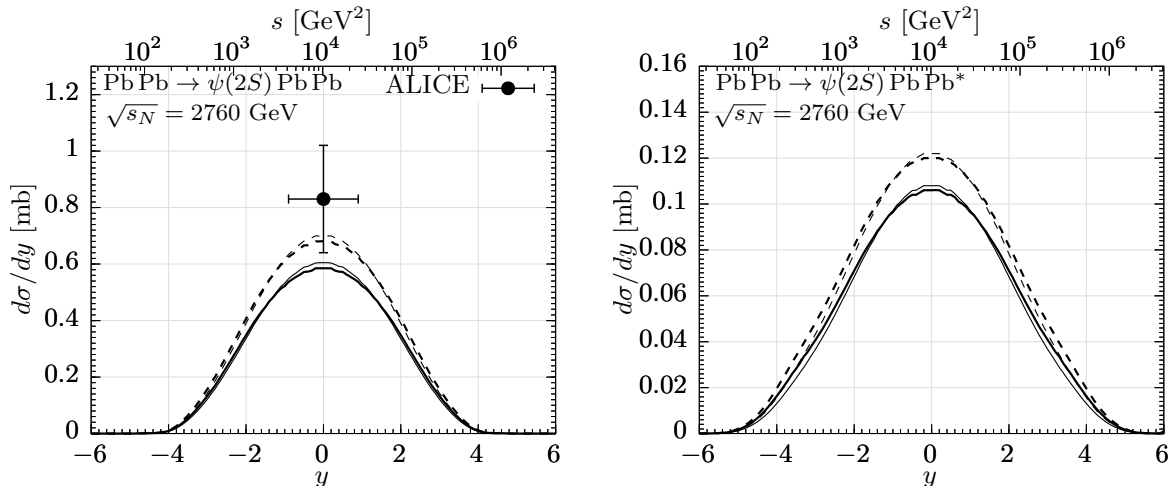


FIG. 5: The same as Fig. 4 but for the $\psi'(2S)$ production in UPC. The experimental value is taken from the ALICE [16] collaboration.

The experimental data on production of radially excited heavy quarkonia in UPC are very scanty. The ALICE collaboration [16] has been measured $d\sigma/dy$ for coherent production of $\psi'(2S)$ at $y = 0$ as is depicted in the left panel of Fig. 5 together with our predictions. One can see a reasonable agreement for both $Q-\bar{Q}$ interaction potentials, as well as for both models of the dipole cross section. For completeness, the right panel of Fig. 5 shows predicted values of $d\sigma/dy$ for the incoherent production of $\psi'(2S)$ in UPC that can be verified by future measurements.

The next Fig. 6 represents analogous predictions as Fig. 4 but for production of bottomonia in UPC. Here the KST and GBW parametrizations give rather different results in a correspondence with our analysis of the process $\gamma N \rightarrow \Upsilon N$ in Ref. [7]. Differences in predictions using the KST and GBW models for $\sigma_{Q\bar{Q}}(r)$ can be treated as a measure of the underlined theoretical uncertainty.

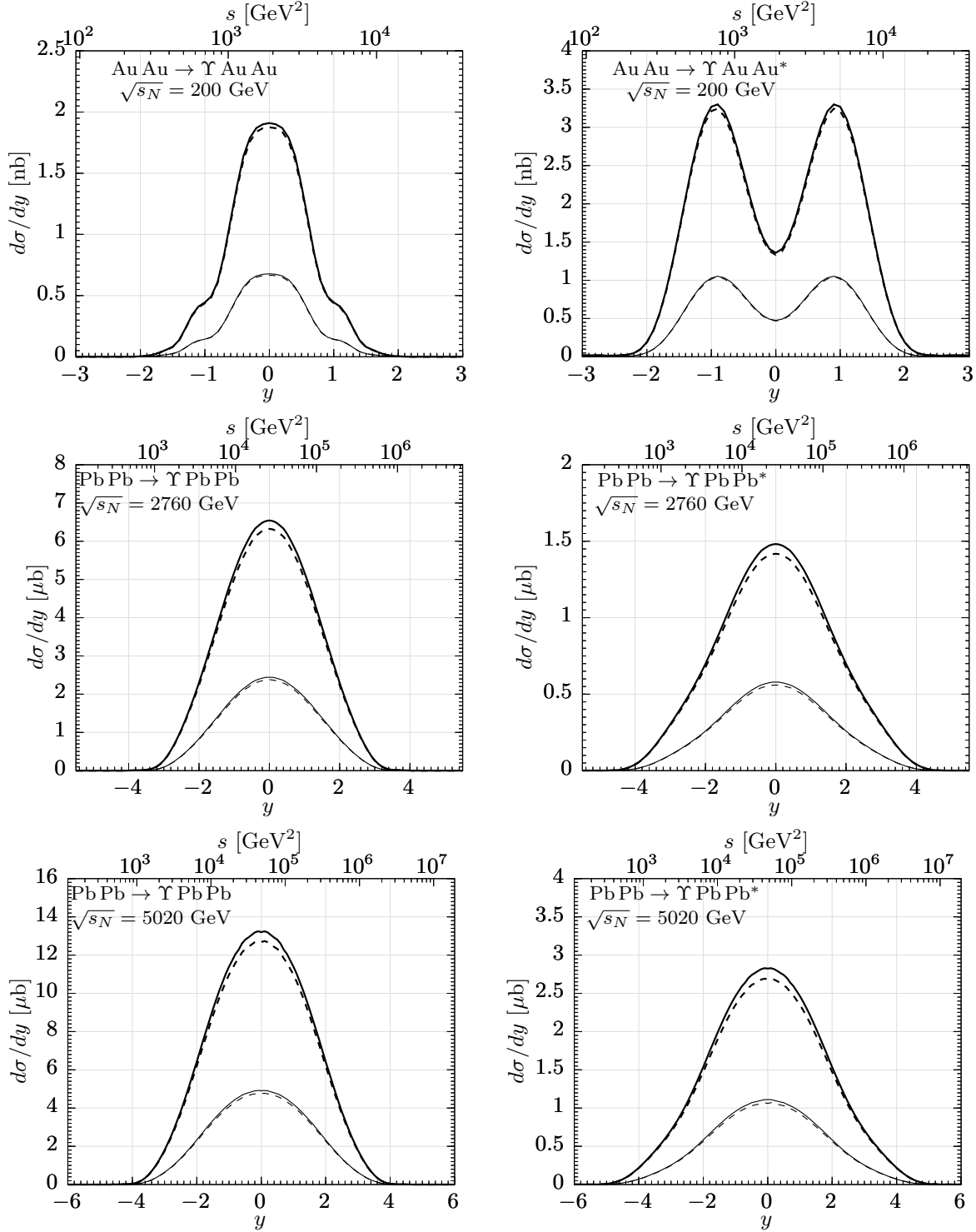


FIG. 6: The same as Fig. 4 but for the bottomonium production in UPC.

Figure 7 demonstrates how the onset of particular nuclear effects is manifested in distributions $d\sigma/dy$ at RHIC (top panels) and the LHC (bottom panels) energies in coherent production of charmonia (left panels) and bottomonia (right panels) in UPC. Here the dotted lines represent our calculations in the standard high energy limit, including only the maximal shadowing generated by the lowest long-lived $Q\bar{Q}$ Fock components of the pho-

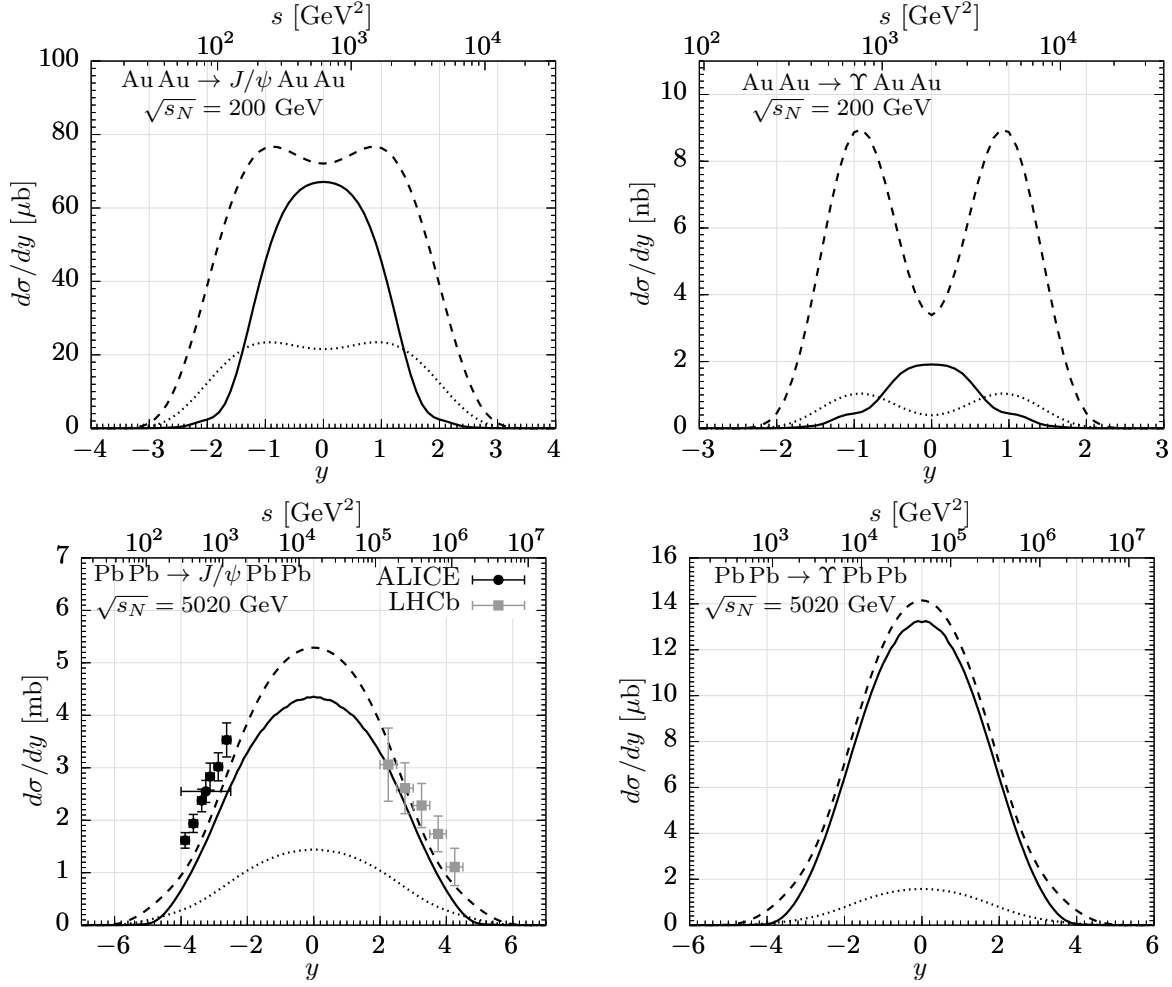


FIG. 7: Manifestation of particular nuclear effects in coherent charmonium (left panels) and bottomonium (right panels) photoproduction in UPC at RHIC collision energy $\sqrt{s_N} = 200$ GeV (top panels) and at the LHC energy $\sqrt{s_N} = 5.02$ TeV (bottom panels). The nuclear cross sections are calculated with charmonium wave functions generated by the BT potential adopting the KST model for the dipole cross section. The dotted lines represent predictions in the high energy limit, Eqs. (2.3) and (2.7), containing only the maximal shadowing from the long-lived lowest $Q\bar{Q}$ Fock states of the photon. The dashed and solid lines additionally include the spin rotation effects and corrections to a finite CL with the gluon shadowing, respectively. The data are taken from the PHENIX [12], CMS [13], ALICE [14–16, 18] and LHCb [17] collaborations.

ton, without any other corrections and effects occurring in interactions with nuclei. The dashed and solid lines incorporate additionally and subsequently the spin rotation effects and corrections to a finite CL with the gluon shadowing, respectively. Here our predictions correspond to the KST model for the dipole cross section.

Since in the RHIC kinematic region the gluon shadowing effects can be neglected, the differences between solid and dashed lines in top panels of Fig. 7 represent the onset of the finite- l_c corrections which is more pronounced in coherent production of bottomonia compared to J/ψ . Whereas at the LHC collision energy $\sqrt{s_N} = 5.02$ TeV such differences exhibit a dominance of former effects mainly in the midrapidity ($y = 0$) region, the latter effects manifest themselves in regions of large negative and positive rapidities. The both

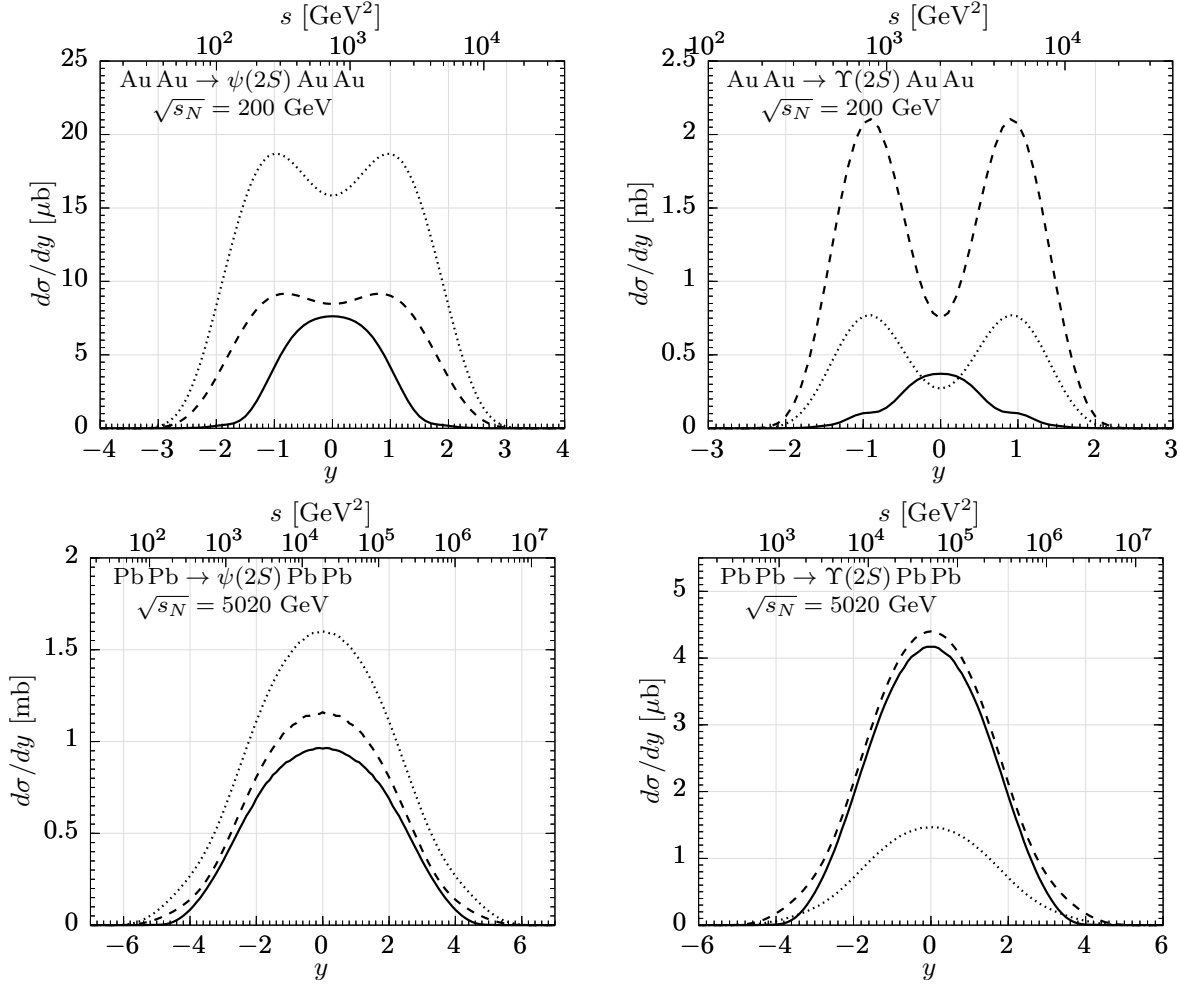


FIG. 8: The same as Fig. 7 but for coherent production of radially excited $2S$ quarkonia in UPC.

effects substantially reduce the nuclear cross sections $d\sigma/dy$. In comparison to charmonium production at the LHC, a much weaker onset of gluon shadowing effects in production of bottomonia is caused by a larger corresponding scale $\propto M_{\Upsilon}^2 \gg M_{J/\psi}^2$ (see also Fig. 3).

Analogously, the Fig. 8 shows contributions of above nuclear effects to a magnitude of rapidity distributions $d\sigma/dy$ for coherent production of radially excited $2S$ quarkonia. Here in contrast to our predictions for coherent J/ψ production in Fig. 7, where the spin rotation effects considerably enhance nuclear cross sections, the nodal structure of $\psi'(2S)$ wave function leads to a counter-intuitive reduction of $d\sigma/dy$. This can be seen in the left panels of Fig. 8 as a difference between dashed and dotted lines. In comparison to the RHIC energy range, such a reduction is smaller at the larger LHC energy due to a weakening of the node effect with energy. In coherent production of $\Upsilon'(2S)$ at $\sqrt{s_N} = 5.02$ TeV a very weak node effect leads to a standard enhancement of $d\sigma/dy$ as is expected for $1S$ quarkonia (see the bottom-right panel of Fig. 8).

The last Fig. 9 illustrates a manifestation of particular nuclear effects at the LHC collision energy $\sqrt{s_N} = 5.02$ TeV in incoherent production of the ground state $1S$ (top panels) and radially excited $2S$ (bottom panels) quarkonia. Since we expect very small corrections for a finite CL and weak gluon shadowing effects at small energies (see Figs. 2 and 3), here we do not present our predictions for the RHIC kinematic region. Differences between the solid

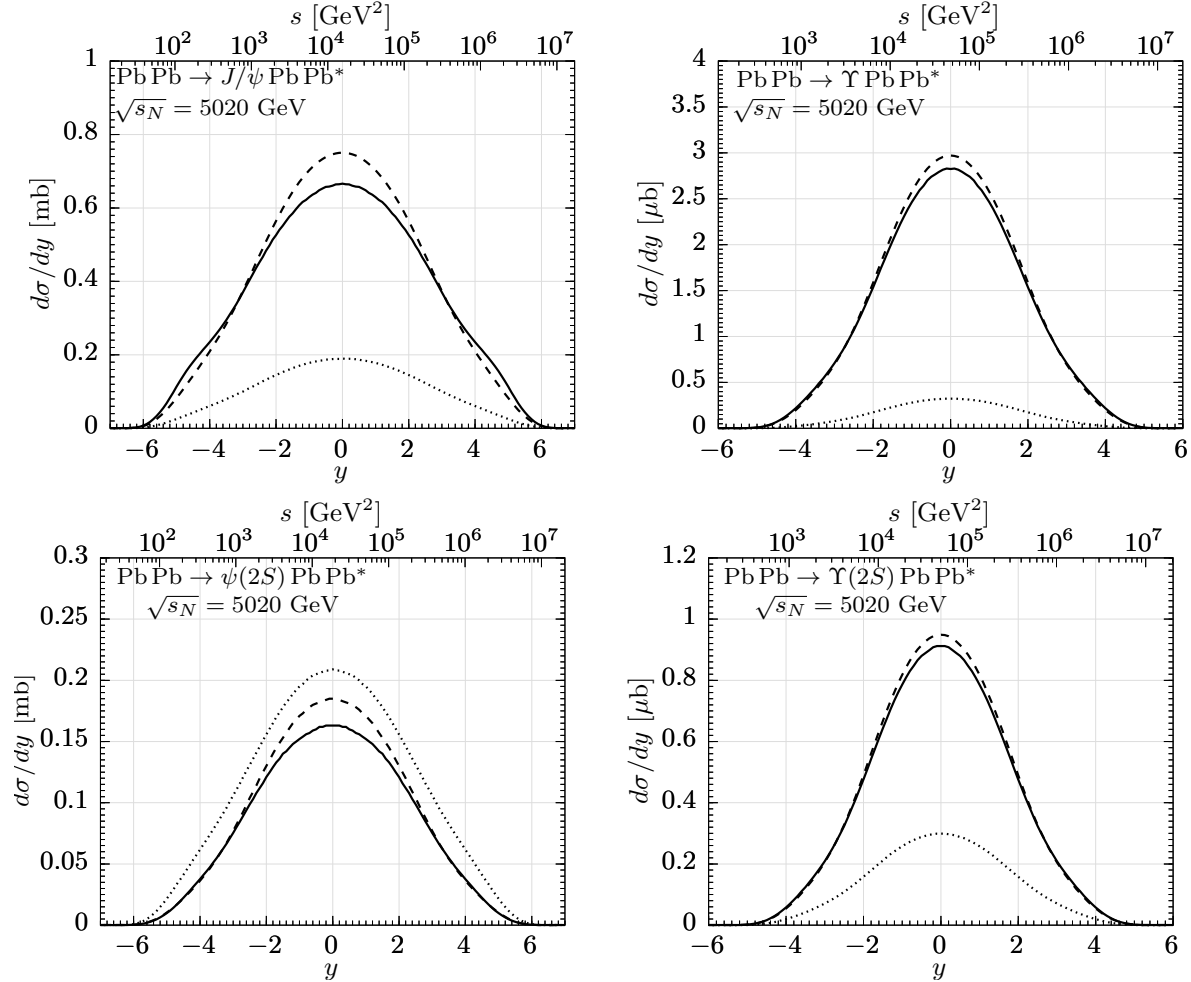


FIG. 9: The same as Fig. 7 but for incoherent production of the ground state $1S$ (top panels) and radially excited $2S$ (bottom panels) quarkonia in UPC at $\sqrt{s_N} = 5.02$ TeV.

and dashed lines represent the onset of net gluon shadowing effects at the LHC which is maximal at $y = 0$.

Finally, for completeness, we present in Tab. III the values of cross sections $\sigma_{coh}(V)$ integrated over rapidity y for coherent $AA \rightarrow VAA$ production of various quarkonium states [$V = J/\psi, \psi', \Upsilon, \Upsilon'$] in UPC using wave functions generated by the BT and POW potentials and adopting KST and GBW models for the dipole cross section. The corresponding values of σ_{coh} clearly demonstrates that the onset of the node effect in coherent production of $\psi'(2S)$ and $\Upsilon'(2S)$ is weaker at larger collision energies, what is manifested as a rise of ratios $\sigma_{coh}(\psi')/\sigma_{coh}(J/\psi)$ and $\sigma_{coh}(\Upsilon')/\sigma_{coh}(\Upsilon)$ with $\sqrt{s_N}$.

IV. CONCLUSIONS

In this paper we treat the heavy quarkonium [$J/\psi(1S), \psi'(2S), \Upsilon(1S), \Upsilon'(2S), \dots$] production in heavy-ion UPC in the energy range accessible by experiments at RHIC and the LHC. Here the main observations are the following:

- Calculations of the corresponding photoproduction cross sections for the coherent, as

	AuAu ($\sqrt{s_N} = 200$ GeV)	PbPb ($\sqrt{s_N} = 2.76$ GeV)	PbPb ($\sqrt{s_N} = 5.5$ TeV)
J/ψ : GBW, POW	237.0 μb	20.9 mb	36.0 mb
J/ψ : GBW, BT	162.8 μb	15.4 mb	26.3 mb
ψ' : GBW, BT	10.12 μb	2.61 mb	4.91 mb
J/ψ : KST, POW	235.1 μb	19.7 mb	33.8 mb
J/ψ : KST, BT	159.9 μb	13.7 mb	24.4 mb
ψ' : KST, BT	15.9 μb	2.62 mb	5.01 mb
Υ : GBW, POW	0.97 nb	8.18 μb	18.3 μb
Υ : GBW, BT	0.99 nb	8.39 μb	19.3 μb
Υ' : GBW, BT	0.17 nb	2.24 μb	5.44 μb
Υ : KST, POW	2.83 nb	21.4 μb	50.6 μb
Υ : KST, BT	2.88 nb	22.1 μb	52.5 μb
Υ' : KST, BT	0.53 nb	6.74 μb	16.1 μb

TABLE III: Total (integrated over rapidity y) cross sections $\sigma_{coh}(V)$ for coherent $AA \rightarrow VAA$ vector meson ($V = J/\psi, \psi', \Upsilon, \Upsilon'$) production in UPC using quarkonium wave functions obtained from the POW and BT potentials and adopting GBW and KST models for the dipole cross section.

well as incoherent process have been performed within the LF color dipole approach. Here we used the standard formulas for nuclear cross sections in the high energy limit where the CL is much longer than the nuclear radius, $l_c \gg R_A$. However, we included also corrections for a finite coherence length via form factors, which have been treated for the first time within a rigorous Green function formalism. The standard Glauber approximation based on the VDM is rather vague for the $1S$ quarkonium states. However, it cannot be applied anymore for production of radially excited $2S$ quarkonia (see differences between VDM and Green function results in Fig. 2). Such the finite- l_c corrections for a more proper inclusion of the quark shadowing effects are absent in the most of recent papers.

- We have found that the finite- l_c corrections are important especially in the RHIC energy range modifying significantly rapidity distributions $d\sigma/dy$ at small photon energies when $l_c \lesssim R_A$, i.e. in regions of large negative and positive rapidities. In the LHC kinematic region such a modification of $d\sigma/dy$ is rather small. Whereas in coherent production of quarkonia these corrections reduce substantially nuclear cross sections, in the incoherent process they lead to a weak enhancement of $d\sigma/dy$ (see Fig. 2). In comparison to $1S$ quarkonium states we predict much weaker onset of CL effects in incoherent production of radially excited $2S$ quarkonia due to nodal structure of their wave functions. For incoherent production of $\Upsilon'(2S)$ these effects are practically invisible and can be neglected (see right panels of Fig. 2).
- At larger photon energies we included also the gluon shadowing corrections related to higher multi-gluon Fock components of the photon. Here we did not adopt any phenomenological parametrization of the gluon shadowing factor R_G from the literature but calculated this factor directly within the LF color dipole formalism based on the Green function technique. This allows to obtain the magnitude of GS as function of the nuclear impact parameter, as well as to include naturally the correct energy-dependent

lifetime of such higher Fock states of the photon. Note that using high-energy expressions, Eqs. (2.3) and (2.7), an alternative calculations of GS effects based on a very popular Balitsky-Kovchegov equation [63, 64], which sums up the all but only long-lived multi-gluon photon fluctuations, cannot provide us with reliable results and can be applied only at asymptotically high energies when transverse sizes of all Fock states are “frozen” during propagation through the nucleus.

- In the LHC kinematic region we have found a significant onset of GS effects causing $\sim 10\% - 20\%$ reduction of nuclear cross sections for the coherent and incoherent charmonium photoproduction. They gradually diminish toward smaller energies and can be neglected in kinematic regions accessible by RHIC experiments (see Fig. 3).
- The quarkonium wave functions are well defined in the $Q\bar{Q}$ rest frame. They have been included in our calculations and obtained by solving the Schrödinger equation for two distinct realistic $Q - \bar{Q}$ interaction potentials, POW and BT, which give the best agreement with available data on charmonium real and virtual photoproduction off protons. Consequently, the corresponding LF wave functions have been generated performing the boosting to the LF frame using the so called Terent’ev prescription from Ref. [39], whose validity has been verified in Ref. [65] for symmetric $c\bar{c}$ photon fluctuations.
- The spin-dependent part of the wave function for S -wave quarkonia can be safely factorized from the radial component. In order to avoid an undesirable D -wave admixture in the $Q\bar{Q}$ rest frame, here we treat a simple non-photon-like structure of the $V \rightarrow Q\bar{Q}$ transition. Consequently, we perform explicitly the transformation of 2-dim. heavy (anti)quark spinors from the rest to the LF frame known as the Melosh spin rotation. We derived new formulas for coherent and incoherent nuclear cross sections incorporating such a transformation. We have found that spin effects have a significant impact on the magnitude of nuclear cross sections. Standardly, they cause a substantial enhancement of nuclear production rates. Such a scenario of enlargement corresponds to results on quarkonium photoproduction off protons [6, 7, 24]. However, in production of radially excited $2S$ charmonia, the Melosh spin transformation leads to a counter-intuitive reduction of nuclear rapidity distributions $d\sigma/dy$ as a consequence of the nodal structure of corresponding radial wave functions. In production of the $\Upsilon'(2S)$ state, the node effect becomes much weaker and leads again to the standard scenario of $d\sigma/dy$ -enhancement.
- Besides the quarkonium wave functions generated by POW and BT potentials, we have studied also differences in our predictions employing KST and GBW phenomenological parametrizations for the dipole cross section in order to estimate a corresponding measure of the theoretical uncertainty in our current analysis. We have found that whereas in charmonium production in UPC the main source of theoretical uncertainties is related mainly to our choice of quarkonium wave functions, in the bottomonium case the main role of variability in predictions is played by various models for $\sigma_{Q\bar{Q}}(r, s)$.
- Our calculations are in a rather good agreement with available data on coherent production of $J/\psi(1S)$ and $\psi'(2S)$ in UPC at the LHC (see Figs. 4 and 5). They can be tested not only by the future measurements of UPC at RHIC and the LHC but also by future experiments at planned electron-ion colliders.

Acknowledgment:

This work was supported in part by grants ANID - Chile FONDECYT 1170319, by ANID PIA/APOYO AFB180002, by USM internal project PILLI_19_13, and by the project of the European Regional Development Fund No. CZ.02.1.01/0.0/0.0/16_019/0000778. The work of J.N. was partially supported by Grant No. LTT18002 of the Ministry of Education, Youth and Sports of the Czech Republic and by the Slovak Funding Agency, Grant No. 2/0007/18.

-
- [1] B.Z. Kopeliovich and B.G. Zakharov; Phys. Rev. D **44**, 3466 (1991).
 - [2] B.Z. Kopeliovich, J. Nemchik, N.N. Nikolaev and B.G. Zakharov; Phys. Lett. B **324**, 469 (1994).
 - [3] J. Nemchik, N. N. Nikolaev, E. Predazzi and B. Zakharov, Phys. Lett. B **374**, 199-204 (1996).
 - [4] J. Nemchik, N. N. Nikolaev, E. Predazzi and B. Zakharov, Z. Phys. C **75**, 71-87 (1997).
 - [5] J. Nemchik, Phys. Rev. C **66**, 045204 (2002).
 - [6] M. Krelina, J. Nemchik, R. Pasechnik and J. Cepila, Eur. Phys. J. C **79**, no.2, 154 (2019).
 - [7] J. Cepila, J. Nemchik, M. Krelina and R. Pasechnik, Eur. Phys. J. C **79**, no.6, 495 (2019).
 - [8] M. Krelina, J. Nemchik and R. Pasechnik, Eur. Phys. J. C **80**, no.2, 92 (2020).
 - [9] I.P. Ivanov, N.N. Nikolaev and A.A. Savin; Phys. Part. Nucl. **37**, 1 (2006).
 - [10] N. Brambilla *et al.* [Quarkonium Working Group], arXiv:[hep-ph/0412158](https://arxiv.org/abs/hep-ph/0412158).
 - [11] N. Brambilla *et al.*; Eur. Phys. J. C **71**, 1534 (2011).
 - [12] S. Afanasiev *et al.* [PHENIX], Phys. Lett. B **679**, 321-329 (2009).
 - [13] V. Khachatryan *et al.* [CMS], Phys. Lett. B **772**, 489-511 (2017).
 - [14] B. Abelev *et al.* [ALICE], Phys. Lett. B **718**, 1273-1283 (2013).
 - [15] E. Abbas *et al.* [ALICE], Eur. Phys. J. C **73**, no.11, 2617 (2013).
 - [16] J. Adam *et al.* [ALICE], Phys. Lett. B **751**, 358-370 (2015).
 - [17] A. Bursche [LHCb], Nucl. Phys. A **982**, 247-250 (2019).
 - [18] S. Acharya *et al.* [ALICE], Phys. Lett. B **798**, 134926 (2019).
 - [19] B. Kopeliovich, J. Nemchik, N. N. Nikolaev and B. Zakharov, Phys. Lett. B **309**, 179 (1993).
 - [20] J. Nemchik, N. N. Nikolaev and B. Zakharov, Phys. Lett. B **341**, 228 (1994).
 - [21] B. Kopeliovich, J. Nemchik, A. Schafer and A. Tarasov, Phys. Rev. C **65**, 035201 (2002).
 - [22] B. Kopeliovich, J. Nemchik and I. Schmidt, Phys. Rev. C **76**, 025210 (2007).
 - [23] J. Nemchik, N. N. Nikolaev and B. Zakharov, Phys. Lett. B **339**, 194-200 (1994).
 - [24] J. Hufner, Y.P. Ivanov, B.Z. Kopeliovich and A.V. Tarasov; Phys. Rev. D **62**, 094022 (2000).
 - [25] J. Nemchik; Phys. Rev. D **63**, 074007 (2001).
 - [26] J. Nemchik; Eur. Phys. J. C **18**, 711 (2001).
 - [27] Y. Ivanov, B. Kopeliovich, A. Tarasov and J. Hufner, Phys. Rev. C **66**, 024903 (2002).
 - [28] Y. P. Ivanov, B. Kopeliovich, A. Tarasov and J. Hufner, AIP Conf. Proc. **660**, 283 (2003).
 - [29] Y. Ivanov, B. Kopeliovich and I. Schmidt, arXiv:[0706.1532](https://arxiv.org/abs/0706.1532) [[hep-ph](https://arxiv.org/abs/hep-ph)].
 - [30] A. H. Mueller, Nucl. Phys. B **335**, 115 (1990).
 - [31] B.Z. Kopeliovich, J. Raufeisen and A.V. Tarasov, Phys. Rev. C **62**, 035204 (2000).
 - [32] M. Krelina and J. Nemchik, arXiv:[2010.00329](https://arxiv.org/abs/2010.00329) [[hep-ph](https://arxiv.org/abs/hep-ph)].
 - [33] A. Martin; Phys. Lett. B **93**, 338 (1980).

- [34] N. Barik and S.N. Jena; Phys. Lett. B **97**, 265 (1980).
- [35] W. Buchmuller and S.H.H. Tye; Phys. Rev. D **24**, 132 (1981).
- [36] B.Z. Kopeliovich, A. Schafer and A.V. Tarasov; Phys. Rev. D **62**, 054022 (2000).
- [37] K.J. Golec-Biernat and M. Wusthoff; Phys. Rev. D **59**, 014017 (1998).
- [38] K.J. Golec-Biernat and M. Wusthoff; Phys. Rev. D **60**, 114023 (1999).
- [39] M.V. Terentev; Sov. J. Nucl. Phys. **24**, 106 (1976) [Yad. Fiz. **24**, 207 (1976)].
- [40] H.J. Melosh; Phys. Rev. D **9**, 1095 (1974).
- [41] H.De Vries, C.W.De Jager and C.De Vries, Atom. Data Nucl. Data Tabl. **36**, 495 (1987).
- [42] T. Bauer, R. Spital, D. Yennie and F. Pipkin, Rev. Mod. Phys. **50**, 261 (1978).
- [43] B. Z. Kopeliovich, L. I. Lapidus and A. B. Zamolodchikov, JETP Lett. **33**, 595 (1981).
- [44] V. N. Gribov, Sov. Phys. JETP **29**, 483 (1969) [Zh. Eksp. Teor. Fiz. **56**, 892 (1969)].
- [45] B. Z. Kopeliovich, Int. J. Mod. Phys. A **31**, no.28n29, 1645021 (2016).
- [46] J. Hufner, B. Kopeliovich and J. Nemchik, Phys. Lett. B **383**, 362-366 (1996).
- [47] B. Z. Kopeliovich, I. K. Potashnikova and I. Schmidt, Phys. Rev. C **73**, 034901 (2006).
- [48] J.B. Bronzan, G.L. Kane and U.P. Sukhatme; Phys. Lett. B **49**, 272 (1974).
- [49] J.R. Forshaw, R. Sandapen and G. Shaw; Phys. Rev. D **69**, 094013 (2004).
- [50] C. Henkels, E. G. de Oliveira, R. Pasechnik and H. Trebien, Phys. Rev. D **102**, 014024 (2020).
- [51] J. Hufner, B. Kopeliovich and A. B. Zamolodchikov, Z. Phys. A **357**, 113 (1997).
- [52] J. Hufner and B. Z. Kopeliovich, Phys. Lett. B **426**, 154-160 (1998).
- [53] R.P. Feynman and A.R. Gibbs, *Quantum Mechanics and Path Integrals*, McGraw-Hill Book Company, NY 1965.
- [54] M. Krelina, B. Z. Kopeliovich and J. Nemchik, paper in preparation.
- [55] N. N. Nikolaev and B. Zakharov, Phys. Lett. B **332**, 184-190 (1994).
- [56] B. Kopeliovich, J. Nemchik, I. Potashnikova and I. Schmidt, J. Phys. G **35**, 115010 (2008).
- [57] M. Krelina and J. Nemchik, Eur. Phys. J. Plus **135**, 444 (2020).
- [58] B. Kopeliovich, A. Tarasov and J. Hufner; Nucl. Phys. A **696**, 669 (2001).
- [59] V. Guzey and M. Zhalov, JHEP **10**, 207 (2013).
- [60] V. Guzey, E. Kryshen, M. Strikman and M. Zhalov, Phys. Lett. B **726**, 290-295 (2013).
- [61] J. Nemchik, N.N. Nikolaev, E. Predazzi, B.G. Zakharov and V.R. Zoller; J. Exp. Theor. Phys. **86**, 1054 (1998).
- [62] K. Kutak and J. Kwiecinski, Eur. Phys. J. C **29**, 521 (2003).
- [63] I. Balitsky, Nucl. Phys. B **463**, 99 (1996).
- [64] Y. V. Kovchegov, Phys. Rev. D **60**, 034008 (1999).
- [65] B.Z. Kopeliovich, E. Levin, I. Schmidt and M. Siddikov; Phys. Rev. D **92**, 034023 (2015).