

Threshold pion electro- and photoproduction off nucleons in covariant chiral perturbation theory

Gustavo H. Guerrero Navarro* and M. J. Vicente Vacas†

Departamento de Física Teórica and Instituto de Física Corpuscular (IFIC),

Centro Mixto UVEG-CSIC, Valencia E-46071, Spain

(Dated: August 11, 2020)

Abstract

Pion electro- and photoproduction off the nucleon close to threshold is studied in covariant baryon chiral perturbation theory at $O(p^3)$ in the extended-on-mass-shell scheme, with the explicit inclusion of the $\Delta(1232)$ resonance. The relevant low energy constants are fixed by fitting the available experimental data with the theoretical model. The inclusion of the Δ resonance as an explicit degree of freedom substantially improves the agreement with data and the convergence of the model.

arXiv:2008.04244v1 [hep-ph] 10 Aug 2020

*Electronic address: gusguena@ific.uv.es

†Electronic address: vicente@ific.uv.es

I. INTRODUCTION

Since the first experiments in the early fifties [1], little after pion discovery, electromagnetic pion production on nucleons has been a very important source of information about the nucleon-pion interaction, being also crucial in our knowledge of several baryonic resonances. Here, we focus on this process near the threshold region, where there is a well founded theoretical framework to analyse it, namely, chiral perturbation theory (ChPT), the low energy effective field theory based on the approximate chiral symmetry of quantum chromodynamics. Early theoretical efforts described electromagnetic pion production by means of some low-energy-theorems (LET) [2] that were later extended using the partial conservation of the axial current (PCAC) and current algebra techniques [3, 4]. While the LET results agreed well with the early charged pion photoproduction data [5–7], they couldn't explain the neutral pion photoproduction on protons close to threshold. In particular, there was a clear disagreement for the s -wave electric dipole amplitude E_{0+} [8–10]. These discrepancies were first solved in the framework of ChPT [11]. At the lowest order, ChPT simply reproduces the LET results. However, higher order contributions from chiral pion loops were found to lead to sizeable corrections and to an improvement of the agreement with the available data.

Nevertheless, ChPT with baryons, such as it was used in Ref. [11], was known to lack a systematic power-counting [12]. This consistency problem was resolved by the heavy-baryon ChPT (HBChPT) approach introduced in Refs. [13, 14] although at the expense of losing Lorentz covariance. Later, a proper power-counting was also obtained in relativistic formulations of ChPT with the development of novel schemes, like the infrared regularization (IR) [15] and the extended on-mass-shell (EOMS) formulation [16].

Subsequently, there has been extensive work using the HBChPT framework. All the charge channels for pion electro- and photoproduction have been studied [17–27] obtaining an overall good agreement with data and supporting the findings of Ref. [11]. However, the continuous improvement of the quality and quantity of the experimental data unveiled some new problems. For instance, data for electroproduction at low Q^2 [28–30] were difficult to reproduce in HBChPT [30–32]. An $O(q^4)$ EOMS calculation [33] reached a good global agreement and fared better describing these low Q^2 data.

Other serious difficulties arose from the π^0 photoproduction cross-section and polarized photon beam-asymmetry measurements of the MAMI A2/CB-TAPS experiment [34]. For this channel,

both the covariant EOMS [35] as well as the HBChPT [36] approaches failed to reproduce the strong energy dependence of data even at $O(q^4)$. They obtained a reasonable agreement with experiment only up to a mere 20 MeV above threshold. However, the chiral convergence and the concordance with data of covariant ChPT improved significantly with the incorporation, as an explicit degree of freedom, of the lowest lying resonance $\Delta(1232)$ [37, 38]¹. Indeed, it was well known phenomenologically that $\Delta(1232)$ mechanisms were dominant in the π^0 photoproduction cross section, (see, e.g., Ref. [41]). Actually, the explicit inclusion of $\Delta(1232)$ leads to a better agreement, and for a wider range of energies, at $O(q^3)$ than other calculations, even at $O(q^4)$, with only nucleon and pion degrees of freedom².

Later, the same approach of Refs. [37, 38], EOMS at $O(q^3)$ and with explicit Δ , was applied to investigate charged pion photoproduction in Ref [42]. It achieved results consistent with data up to $E_\gamma = 215$ MeV, about 70 MeV above threshold, for all observables. Furthermore, many other processes have been investigated in this same framework. For instance, this approach obtained a good overall reproduction of data and a fast convergence of the chiral series for Compton [43–45] and πN scattering [46, 47], weak pion production [48, 49], axial charges and form factors [50, 51], electromagnetic form factors [52, 53] or baryon masses [54].

Our aim in this work is to make a comprehensive analysis within the aforementioned framework of the electromagnetic pion production off nucleons. This study represents an extension of Ref. [42] that considered only the photoproduction case. The inclusion of electroproduction allows for the exploration of the interaction of nucleons with virtual photons, and therefore to investigate some additional pieces of the chiral Lagrangian. This examination of the vector couplings of the nucleons might reduce the large uncertainties that currently hinder our efforts to provide a theoretically well founded prediction of the neutrino induced pion production [48, 49], a very important process in many of the neutrino experiments.

Furthermore, we will incorporate some recent data for photoproduction of neutral [55] and charged pions [56], and will consider explicit isospin breaking in the loop calculations. This latter point considerably improves the agreement with data at low energies.

¹ The possible importance of the $\Delta(1232)$ mechanisms was before suggested by Hemmert et al. [39] and later in Refs. [34, 36]. The Δ role in π^0 photoproduction has been also investigated in HBChPT showing a rather important contribution [40].

² The inclusion of Δ requires a modification of the power-counting scheme, due to the emergence of a new small parameter, $\delta = m_\Delta - m_N \approx 300$ MeV, in the Δ propagator for the scattering amplitudes.

II. FORMALISM AND THEORETICAL MODEL

We present here the basic formalism, our conventions and the studied observables for the pion electroproduction process depicted in Fig. 1. Other definitions useful for the analysis of the photoproduction channel can be found in Ref. [42].

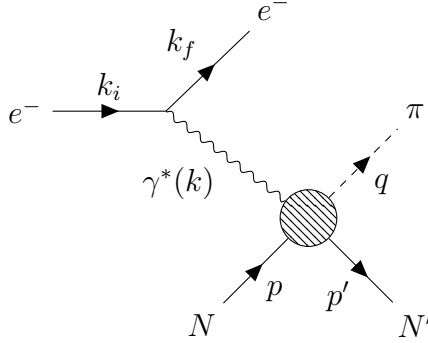


FIG. 1: Pion electroproduction on nucleons.

A. Kinematics

The scattering amplitude \mathcal{T} for the electroproduction of pions on nucleons, $e^-(k_i) + N(p) \rightarrow e^-(k_f) + N'(p') + \pi(q)$, can be written in the one-photon exchange approximation as

$$\mathcal{T} = \frac{e}{k^2} \bar{u}(s_f, k_f) \gamma^\mu u(k_i, s_i) \mathcal{M}_\mu, \quad (1)$$

where

$$\mathcal{M}_\mu = -ie \langle N', \pi | J_\mu | N \rangle \quad (2)$$

is the electromagnetic matrix element between the hadronic states, which includes all the strong interaction dependence. Here, $k_{i,f} = (\mathcal{E}_{i,f}, \vec{k}_{i,f})$ are the incoming and outgoing electron momenta, s_i and s_f are their spins, $k = k_i - k_f$ and p are the incoming virtual-photon and nucleon momenta, while q and p' are the outgoing pion and nucleon momenta, respectively.

We also use the Mandelstam variables, defined as the invariants $s = (p + k)^2 = (p' + q)^2$, $u = (p - q)^2 = (p' - k)^2$, and $t = (p - p')^2 = (q - k)^2$. They satisfy the equation $s + t + u = 2m_N^2 + M_\pi^2 - Q^2$, where m_N and M_π are the nucleon and pion physical masses respectively and $Q^2 = -k^2$. Moreover, we use the angle between the outgoing pion and the incoming virtual-photon, $\theta_\pi = \cos^{-1}(\hat{q} \cdot \hat{k})$, and

ϕ_π defined as the angle between the scattering and the reaction planes given by $\hat{k}_i \times \hat{k}_f$ and $\hat{k} \times \hat{q}$ respectively.

For practical purposes, it is convenient to work in the final $\pi - N$ center of mass frame. There, we have $\vec{p}^* = -\vec{k}^*$ for the initial nucleon and the virtual photon and $\vec{p}'^* = -\vec{q}^*$ for final nucleon and pion. Also,

$$\begin{aligned}
E_\gamma^* &= \frac{1}{2\sqrt{s}} (s - m_N^2 - Q^2), \\
E_\pi^* &= \frac{1}{2\sqrt{s}} (s + M_\pi^2 - m_N^2), \\
E_p^* &= \frac{1}{2\sqrt{s}} (s + m_N^2 + Q^2), \\
E_{p'}^* &= \frac{1}{2\sqrt{s}} (s + m_N^2 - M_\pi^2), \\
|\vec{k}^*| &= \sqrt{E_\gamma^{*2} + Q^2}, \\
|\vec{q}^*| &= \sqrt{E_\pi^{*2} - M_\pi^2}, \\
|\vec{p}^*| &= \sqrt{E_p^{*2} - m_N^2}, \\
|\vec{p}'^*| &= \sqrt{E_{p'}^{*2} - m_N^2}.
\end{aligned} \tag{3}$$

From here on, except when explicitly otherwise indicated, all the four-vector components appearing in the formulas will correspond to the $\pi - N$ center of mass frame, though omitting the asterisk symbol.

The scattering amplitude, \mathcal{T} , can be written in terms of the Chew-Goldberger-Low-Nambu (CGLN) basis, \mathcal{F}_i [57, 58],

$$\mathcal{T} = \epsilon^\mu \mathcal{M}_\mu = 4\pi \frac{W}{m_N} \chi_f^\dagger \mathcal{F} \chi_i, \tag{4}$$

where $\epsilon^\mu = e/k^2 \bar{u}(p_f, s_f) \gamma^\mu u(p_i, s_i)$ is the virtual photon polarization vector, χ_i and χ_f denote the initial and final Pauli spinors, $W = \sqrt{s}$ is the invariant energy and the matrix \mathcal{F} is written as

$$\begin{aligned}
\mathcal{F} &= i\vec{\tau} \cdot \vec{a}_\perp \mathcal{F}_1 + \frac{\vec{\tau} \cdot \vec{q} \vec{\tau} \cdot \vec{k} \times \vec{a}_\perp}{|\vec{q}||\vec{k}|} \mathcal{F}_2 + \frac{i\vec{\tau} \cdot \vec{k} \vec{q} \cdot \vec{a}_\perp}{|\vec{q}||\vec{k}|} \mathcal{F}_3 \\
&+ \frac{i\vec{\tau} \cdot \vec{q} \vec{q} \cdot \vec{a}_\perp}{|\vec{q}|^2} \mathcal{F}_4 + \frac{i\vec{\tau} \cdot \vec{k} \vec{k} \cdot \vec{a}_\parallel}{|\vec{k}|^2} \mathcal{F}_5 + \frac{i\vec{\tau} \cdot \vec{q} \vec{k} \cdot \vec{a}_\parallel}{|\vec{q}||\vec{k}|} \mathcal{F}_6.
\end{aligned} \tag{5}$$

Here, $\vec{\tau} = (\tau^1, \tau^2, \tau^3)$ are the Pauli matrices. The different contributions, transverse or parallel to the transferred momentum \vec{k} , are split with the help of the \vec{a}_\perp and \vec{a}_\parallel vector components. The

four-vector a^μ is defined such that its time component is zero, by [59]

$$a^\mu = \epsilon^\mu - k^\mu \frac{\epsilon_0}{E_\gamma} = \epsilon^\mu - k^\mu \frac{\vec{k} \cdot \vec{\epsilon}}{E_\gamma^2}, \quad (6)$$

where the Lorentz condition, $k_\mu \epsilon^\mu = 0$, has been used and

$$\vec{a} = \vec{a}_\parallel + \vec{a}_\perp, \quad (7)$$

$$\vec{a}_\parallel = \vec{a} \cdot \hat{k} \hat{k} = \frac{k^2}{E_\gamma^2} \vec{\epsilon} \cdot \hat{k} \hat{k}, \quad (8)$$

$$\vec{a}_\perp = \vec{a} - \vec{a}_\parallel = \vec{\epsilon} - \vec{\epsilon} \cdot \hat{k} \hat{k} = \vec{\epsilon}_\perp. \quad (9)$$

B. Observables

For an electroproduction experiment, the differential cross section can be written as [10]

$$\frac{d\sigma}{d\Omega_f d\mathcal{E}_f d\Omega_\pi} = \Gamma \frac{d\sigma_v}{d\Omega_\pi}, \quad (10)$$

where the flux of the virtual photon field is

$$\Gamma = \frac{\alpha}{2\pi^2} \frac{\mathcal{E}_f}{\mathcal{E}_i} \frac{k_\gamma^{lab}}{Q^2} \frac{1}{1 - \epsilon}, \quad (11)$$

$k_\gamma^{lab} = (W^2 - m_N^2)/2m_N$ is the equivalent photon energy in the laboratory frame, $\alpha = e^2/4\pi \sim 1/137$,

$$\epsilon = \left(1 + \frac{2|\vec{k}|^2}{Q^2} \tan^2 \frac{\Theta_e}{2} \right)^{-1} \quad (12)$$

is the transverse polarization of the virtual photon [60, 61] with Θ_e the electron scattering angle. The parameter ϵ is an invariant under collinear transformations, *i.e.*, \vec{k} and Θ_e may be both expressed in the lab. or in the c.m. frame. The virtual photon differential cross section, $d\sigma_v/d\Omega_\pi$, for an unpolarized target and without recoil polarization can be cast in the form [10, 33]³

$$\begin{aligned} \frac{d\sigma_v}{d\Omega_\pi} &= \frac{d\sigma_T}{d\Omega_\pi} + \epsilon \frac{d\sigma_L}{d\Omega_\pi} + \sqrt{2\epsilon(1 + \epsilon)} \frac{d\sigma_{LT}}{d\Omega_\pi} \cos \phi_\pi + \epsilon \frac{d\sigma_{TT}}{d\Omega_\pi} \cos 2\phi_\pi \\ &+ h \sqrt{2\epsilon(1 - \epsilon)} \frac{d\sigma_{LT'}}{d\Omega_\pi} \sin \phi_\pi, \end{aligned} \quad (13)$$

where h indicates the electron helicity, the subscripts refer to the transverse, T , and longitudinal, L , components. The two first terms are independent of the azimuthal angle ϕ_π . The ϕ_π dependence

³ A slightly different notation in terms of the longitudinal polarization, $\epsilon_L = (Q^2/E_\gamma^2)\epsilon$, is used in Ref. [10].

is explicit and is decomposed in the LT and LT' pieces, related to the transverse-longitudinal interference, and the transverse-transverse term, TT , which is proportional to $\sin 2\phi_\pi$. The different components of Eq. (13), can be given in terms of the diverse longitudinal and transverse response functions [33],

$$\begin{aligned}
\frac{d\sigma_T}{d\Omega_\pi} &= \rho_0 R_T, \\
\frac{d\sigma_L}{d\Omega_\pi} &= \rho_0 \frac{Q^2}{E_\gamma^2} R_L, \\
\frac{d\sigma_{LT}}{d\Omega_\pi} &= \rho_0 \frac{Q}{|E_\gamma|} R_{LT}, \\
\frac{d\sigma_{TT}}{d\Omega_\pi} &= \rho_0 R_{TT}, \\
\frac{d\sigma_{LT'}}{d\Omega_\pi} &= \rho_0 \frac{Q}{|E_\gamma|} R_{LT'}.
\end{aligned} \tag{14}$$

Here, the phase space factor $\rho_0 = |\vec{q}|/k_y^{cm}$ with $k_y^{cm} = k_y^{lab} m_N/W$. Finally, the response functions, in terms of the CGLN basis, are given by [61]

$$\begin{aligned}
R_T &= |\mathcal{F}_1|^2 + |\mathcal{F}_2|^2 + \frac{\sin^2 \theta_\pi}{2} (|\mathcal{F}_3|^2 + |\mathcal{F}_4|^2) \\
&\quad + \Re \left\{ \sin^2 \theta_\pi (\mathcal{F}_2^* \mathcal{F}_3 + \mathcal{F}_1^* \mathcal{F}_4 + \cos \theta_\pi \mathcal{F}_3^* \mathcal{F}_4) \right. \\
&\quad \left. - 2 \cos \theta_\pi \mathcal{F}_1^* \mathcal{F}_2 \right\}, \\
R_L &= \Re \left\{ |\mathcal{F}_5|^2 + |\mathcal{F}_6|^2 + 2 \cos \theta_\pi \mathcal{F}_5^* \mathcal{F}_6 \right\}, \\
R_{LT} &= \sin \theta_\pi \Re \left\{ -\mathcal{F}_2^* \mathcal{F}_5 - \mathcal{F}_3^* \mathcal{F}_5 - \mathcal{F}_1^* \mathcal{F}_6 - \mathcal{F}_4^* \mathcal{F}_6 \right. \\
&\quad \left. - \cos \theta_\pi (\mathcal{F}_4^* \mathcal{F}_5 + \mathcal{F}_3^* \mathcal{F}_6) \right\}, \\
R_{TT} &= \frac{1}{2} \sin^2 \theta_\pi \left\{ |\mathcal{F}_3|^2 + |\mathcal{F}_4|^2 \right\} \\
&\quad + \sin^2 \theta_\pi \Re \left\{ \mathcal{F}_2^* \mathcal{F}_3 + \mathcal{F}_1^* \mathcal{F}_4 + \cos \theta_\pi \mathcal{F}_3^* \mathcal{F}_4 \right\}, \\
R_{LT'} &= -\sin \theta_\pi \Im \left\{ \mathcal{F}_2^* \mathcal{F}_5 + \mathcal{F}_3^* \mathcal{F}_5 + \mathcal{F}_1^* \mathcal{F}_6 + \mathcal{F}_4^* \mathcal{F}_6 \right. \\
&\quad \left. + \cos \theta_\pi (\mathcal{F}_4^* \mathcal{F}_5 + \mathcal{F}_3^* \mathcal{F}_6) \right\}.
\end{aligned} \tag{15}$$

Most of the experimental data correspond to some of the terms appearing in Eq. (13). Additionally, an observable proportional to $d\sigma_{LT'}/d\Omega_\pi$ has been measured [32],

$$A_{LT'} = \frac{\sigma^+ - \sigma^-}{\sigma^+ + \sigma^-} = \frac{\sqrt{2\varepsilon(1-\varepsilon)} d\sigma_{LT'}}{d\sigma_T + \varepsilon d\sigma_L - \varepsilon d\sigma_{TT}}, \tag{16}$$

where σ^+ and σ^- are the differential cross sections for $\phi_\pi = 90^\circ$ with beam polarization parallel and antiparallel to the beam direction, respectively.

C. Theoretical model for electroproduction

We analyse the electromagnetic pion production process close to threshold using ChPT up through order $\mathcal{O}(p^3)$. Here, p is a small parameter controlling the chiral expansion such as the pion mass, M , or $q(k)$ the pion(photon) momentum. In particular, we consider the low order chiral Lagrangian terms for nucleon, $\Delta(1232)$, pions and photons. For our calculation the following set of Lagrangian pieces is required

$$\mathcal{L}_{\text{eff}} = \sum_{i=1}^2 \mathcal{L}_{\pi\pi}^{(2i)} + \sum_{j=1}^3 \mathcal{L}_N^{(j)} + \mathcal{L}_{\Delta N\pi}^{(1)} + \mathcal{L}_{\Delta N\gamma}^{(2)}. \quad (17)$$

The superscripts indicate the chiral order. In the evaluation of the hadron electromagnetic current for the process $\gamma^* N \rightarrow \pi N'$, \mathcal{M}^μ , the chiral order for a Feynman diagram with L loops, $V^{(k)}$ vertices of order k , n_π internal pions, n_N nucleon and n_Δ $\Delta(1232)$ propagators, is given by

$$D = 4L \sum_{k=1}^{\infty} k V^k - 2n_\pi - n_N - \frac{1}{2}n_\Delta. \quad (18)$$

Here, keeping consistency with our previous work on photoproduction [42], we use the δ power counting rule [62] for which a Δ -propagator contributes at $\mathcal{O}(p^{1/2})$ in the chiral expansions⁴.

1. Nucleon and pion degrees of freedom

The relevant Lagrangian terms in the mesonic sector are [12]

$$\mathcal{L}_{\pi\pi}^{(2)} = \frac{F^2}{4} \text{Tr} \left[\nabla^\mu U (\nabla_\mu U)^\dagger + \chi U^\dagger + U \chi^\dagger \right], \quad (19)$$

$$\begin{aligned} \mathcal{L}_{\pi\pi}^{GS(4)} &= \frac{l_3 + l_4}{16} \text{Tr} \left[\chi U^\dagger + U \chi^\dagger \right]^2 + \frac{l_4}{8} \text{Tr} \left[\nabla_\mu U (\nabla^\mu U)^\dagger \right] \text{Tr} \left[\chi U^\dagger + U \chi^\dagger \right] \\ &+ i \frac{l_6}{2} \text{Tr} \left[F_{R\mu\nu} \nabla^\mu U (\nabla^\nu U)^\dagger + F_{L\mu\nu} (\nabla^\mu U)^\dagger \nabla^\nu U \right] + \dots, \end{aligned} \quad (20)$$

where the ellipsis indicates terms that are not needed in the calculation. Pions are represented by the matrix function

$$U = \exp \left[i \frac{\vec{\tau} \cdot \vec{\pi}}{F} \right], \quad \vec{\tau} \cdot \vec{\pi} = \begin{pmatrix} \pi^0 & \sqrt{2}\pi^+ \\ \sqrt{2}\pi^- & -\pi^0 \end{pmatrix}, \quad (21)$$

⁴ The δ counting is appropriate at low energies. There, we have the energy $\omega \sim m_\pi \ll \delta \ll 4\pi F_\pi$, and to keep this hierarchy one takes $\delta^2 \sim m_\pi$.

with π_i the cartesian pion fields, F is the chiral limit of the pion decay constant F_π , $\text{Tr}[\dots]$ indicates the trace of the resulting matrix in the isospin space, $\nabla_\mu U = \partial_\mu U - ir_\mu U + iUl_\mu$ is the covariant derivative for the pion, l_μ and r_μ are left- and right-handed external fields. For the electromagnetic case $r_\mu = l_\mu = eQA_\mu$ with e the electron charge, $Q = \frac{1}{2}(\tau_3 + \mathbf{1}_{2 \times 2})$ the charge matrix and A_μ the photon field. Moreover, the matrix $\chi = M^2 \mathbf{1}_{2 \times 2}$ accounts for the explicit chiral symmetry breaking that leads to the pion mass. Finally,

$$F_{\mu\nu}^\pm = u^\dagger F_{R\mu\nu} u \pm u F_{L\mu\nu} u^\dagger, \quad (22)$$

$$F_{\mu\nu} = eQ(\partial_\mu A_\nu - \partial_\nu A_\mu), \quad (23)$$

$$F_{R\mu\nu} = F_{L\mu\nu} = F_{\mu\nu}. \quad (24)$$

For the nucleonic sector, the contributing Lagrangian terms are given by [63]

$$\mathcal{L}_N^{(1)} = \bar{N} \left(i\not{D} - m + \frac{g}{2} \not{U} \gamma_5 \right) N, \quad (25)$$

$$\mathcal{L}_N^{(2)} = \bar{N} \left(c_1 \text{Tr}[\chi_+] + \frac{c_6}{8m_N} F_{\mu\nu}^+ \sigma^{\mu\nu} + \frac{c_7}{8m_N} \text{Tr}[F_{\mu\nu}^+] \sigma^{\mu\nu} \right) N + \dots, \quad (26)$$

$$\begin{aligned} \mathcal{L}_N^{(3)} = & d_6 \bar{N} \left(\frac{1}{2m_N} i[D^\mu, \tilde{F}_{\mu\nu}^+] D^\nu + \text{H.c.} \right) N + d_7 \bar{N} \left(\frac{1}{2m_N} i[D^\mu, \text{Tr}[F_{\mu\nu}^+]] D^\nu + \text{H.c.} \right) N \\ & + d_8 \bar{N} \left(\frac{1}{2m_N} i\epsilon^{\mu\nu\alpha\beta} \text{Tr}[\tilde{F}_{\mu\nu}^+ u_\alpha] D_\beta + \text{H.c.} \right) N + d_9 \bar{N} \left(\frac{1}{2m_N} i\epsilon^{\mu\nu\alpha\beta} \text{Tr}[F_{\mu\nu}^+] u_\alpha D_\beta + \text{H.c.} \right) N \\ & + d_{16} \bar{N} \left(\frac{1}{2} \gamma^\mu \gamma_5 \text{Tr}[\chi_+] u_\mu \right) N + d_{18} \bar{N} \left(\frac{1}{2} i\gamma^\mu \gamma_5 [D_\mu, \chi_-] \right) N \\ & + d_{20} \bar{N} \left(-\frac{1}{8m_N^2} i\gamma^\mu \gamma_5 [\tilde{F}_{\mu\nu}^+, u_\lambda] D^{\lambda\nu} + \text{H.c.} \right) N \\ & + d_{21} \bar{N} \left(\frac{1}{2} i\gamma^\mu \gamma_5 [\tilde{F}_{\mu\nu}^+, u^\nu] \right) N + d_{22} \bar{N} \left(\frac{1}{2} \gamma^\mu \gamma_5 [D^\nu, F_{\mu\nu}^-] \right) N + \dots, \end{aligned} \quad (27)$$

where $N = (p, n)^T$ is the nucleon isospin doublet with mass m and axial charge g , both in the chiral limit. The covariant derivative operator for the nucleon field is given by $D_\mu = \partial_\mu + \Gamma_\mu$ with $\Gamma_\mu = \frac{1}{2}[u^\dagger, \partial_\mu u] - \frac{i}{2}u^\dagger r_\mu u - \frac{i}{2}ul_\mu u^\dagger$. Moreover,

$$u_\mu = iu^\dagger \nabla_\mu U u^\dagger, \quad (28)$$

$$u = U^{1/2}, \quad (29)$$

$$\chi_\pm = M^2 (U^\dagger \pm U), \quad (30)$$

$$\sigma^{\mu\nu} = \frac{i}{2} [\gamma^\mu, \gamma^\nu], \quad (31)$$

$$\tilde{F}_{\mu\nu}^+ = F_{\mu\nu}^+ - \frac{1}{2} \text{Tr}[F_{\mu\nu}^+], \quad (32)$$

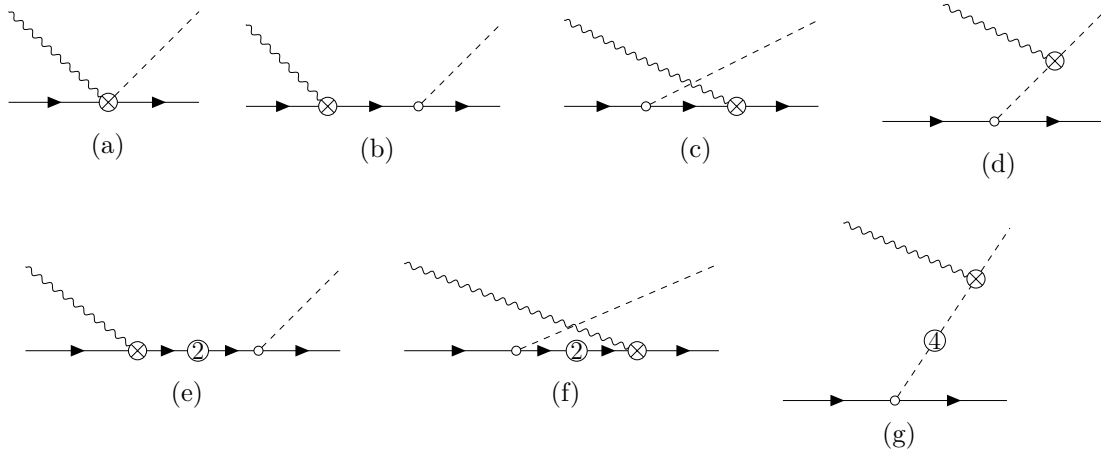


FIG. 2: Tree level diagrams for the pion electroproduction process: (a) contact term, (b)-(d) including propagators in the chiral limit and (e)-(g) including a mass correction in the propagator. Numbers inside the circles indicate the chiral order of the vertex and crossed circles stand for vertices with an incoming photon.

$$D_{\mu\nu} = \{D_\mu, D_\nu\}. \quad (33)$$

Considering the hitherto presented terms, with only nucleon, pion and photon degrees of freedom, we generate the tree level contributions for the $\gamma^*N \rightarrow \pi N'$ reaction represented by the Feynman diagrams in Fig. 2. The explicit expressions for the associated amplitudes are given in the Appendix, Sec. V B.

There are many one-loop diagrams contributing at $\mathcal{O}(p^3)$. The generating topologies are depicted in Fig. 3. The amplitudes have been computed with the help of Mathematica and the FeynCalc package [64, 65]. The explicit expressions can be obtained from the authors upon request. The UV divergences from the one-loop amplitudes, are subtracted in the modified minimal subtraction scheme ($\overline{\text{MS}}-1$ or $\widetilde{\text{MS}}$)⁵. We take the renormalization scale $\mu = m_N$, the nucleon mass.

As mentioned before, loop diagrams with internal nucleon propagators can give rise to analytical terms of orders below the nominal one, Eq. (18). We follow the EOMS procedure to restore the power counting. Namely, the power counting breaking terms (PCBT) are proportional to lower order tree-level amplitudes and in consequence can be subtracted by finite shifts of the appropriate LECs, in our case those at $\mathcal{O}(p^1)$ and $\mathcal{O}(p^2)$. Thus, after the UV renormalization, we apply the

⁵ In this scheme, multiples of $\gamma_E - 1/\epsilon_{UV} - \log(4\pi) - 1$ are subtracted, where $\epsilon_{UV} = (4 - d)/2$, with d the space-time dimension, and γ_E the Euler-Mascheroni constant.

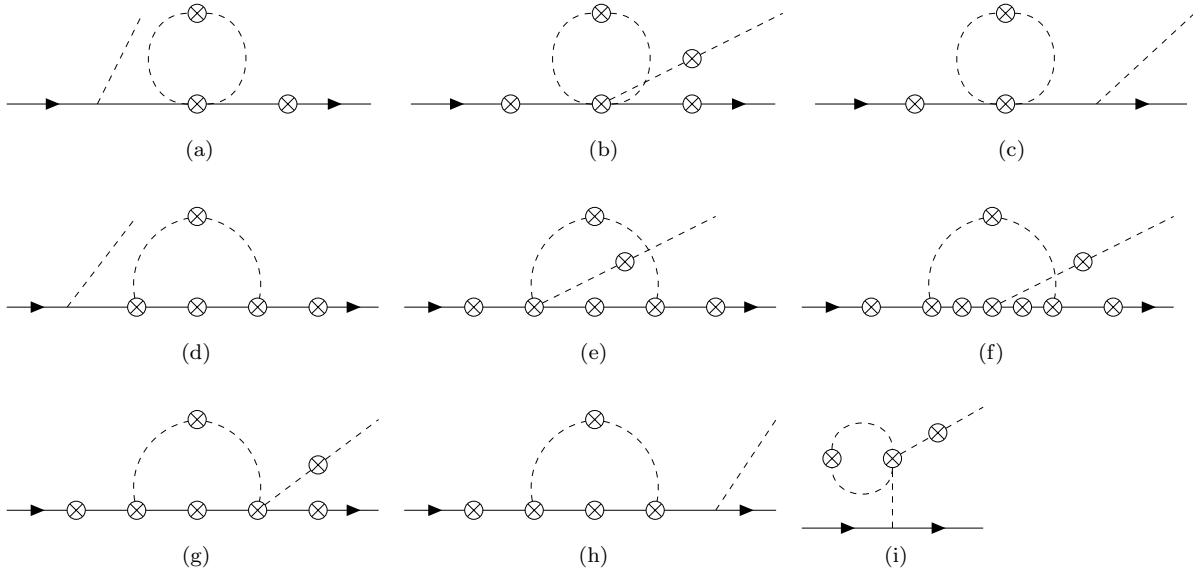


FIG. 3: One loop topologies for pion electroproduction from which Feynman diagrams are generated. Solid lines are nucleons, dashed lines are pions. Crossed circles indicate where a virtual photon can be inserted. The topologies that lead to loop corrections in the external pion and nucleon legs are not shown because they are taken into account by the wave function renormalization.

following substitution

$$X = \tilde{X} + \frac{m\tilde{\beta}_X}{16\pi^2 F^2}, \quad (34)$$

where $X \in \{m, g, c_1, c_6, c_7\}$ are the shifted LECs, \tilde{X} the corresponding EOMS parameters, and $\tilde{\beta}_X$ are the proportionality constants needed to generate the terms that cancel the PCBT. Their values are shown in the Appendix, Sec. V C.

Additionally, there are diagrams with loop insertions in the external legs that are not shown in Fig. 3. Their contribution is considered systematically via the Lehmann-Symanzik-Zimmermann reduction formula [66],

$$\mathcal{M}^\mu = \sqrt{\mathcal{Z}_\pi \mathcal{Z}_N} \hat{\mathcal{M}}^\mu, \quad (35)$$

where $\hat{\mathcal{M}}^\mu$ is the so-called amputated amplitude as obtained from Figs. 2-3, and the missing pieces are encoded in the wave function renormalization for the nucleons \mathcal{Z}_N and pion \mathcal{Z}_π . Their explicit expressions are given in the Appendix, Sec. V D.

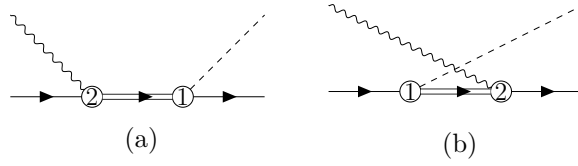


FIG. 4: Feynman diagrams including the contribution of the Δ resonance to pion electroproduction. Numbers indicate the chiral order of the vertex.

2. Contribution of the $\Delta(1232)$ resonance

The only mechanisms involving the Δ resonance and contributing to $\gamma^*N \rightarrow \pi N'$ up to $\mathcal{O}(p^3)$ are shown in Fig. 4. Loop diagrams with a Δ propagator start at $\mathcal{O}(p^{7/2})$, beyond our current scope. The relevant Lagrangian terms are [38, 67]

$$\mathcal{L}_{\Delta N \pi}^{(1)} = \frac{ih_A}{2Fm_\Delta} \bar{N} T^a \gamma^{\mu\nu\lambda} (\partial_\mu \Delta_\nu) \partial_\lambda \pi^a + \text{h.c.}, \quad (36)$$

$$\mathcal{L}_{\Delta N \gamma}^{(2)} = \frac{3ieg_M}{2m(m+m_\Delta)} \bar{N} T^3 (\partial_\mu \Delta_\nu) \tilde{f}^{\mu\nu} + \text{h.c.}, \quad (37)$$

with h_A that can be fixed from the strong $\Delta \rightarrow \pi N$ decay, and g_M from the electromagnetic one, $\Delta \rightarrow \gamma N$. Also, $\gamma^{\mu\nu\lambda} = \frac{1}{4} \{[\gamma^\mu, \gamma^\nu], \gamma^\lambda\}$ and $\tilde{f}^{\mu\nu} = \frac{1}{2} \epsilon^{\mu\nu\alpha\beta} (\partial_\alpha A_\beta - \partial_\beta A_\alpha)$. The $\Delta(1232)$ isospin multiplet is given by $\Delta_\nu = (\Delta_\nu^{++}, \Delta_\nu^+, \Delta_\nu^0, \Delta_\nu^-)^T$ and the isospin transition matrices T^a can be found in Ref. [68].

3. Isospin symmetry treatment

As it is obvious from our choice of the Lagrangian, the vertices are calculated in the isospin symmetric limit ($m_u = m_d$). However, the physical masses of pions and nucleons are used in the evaluation of the loops. Formally, in our $\mathcal{O}(p^3)$ calculation, this amounts to a higher order correction. Nonetheless, it allows to properly reproduce the cusp, due to the different thresholds for the two charge channels, clearly visible in the E_{0+} multipole for the $\gamma p \rightarrow \pi^0 p$ reaction [20]. In general, it should lead to some visible changes very close to threshold, where the isospin mass splittings could be relevant, while producing only small numerical changes at higher energies.

TABLE I: Values of the LECs determined from other processes.

LEC	Value	Source
$\mathcal{L}_N^{(2)}$	\tilde{c}_6	5.07 ± 0.15 μ_p and μ_n [48, 69, 70]
	\tilde{c}_7	-2.68 ± 0.08 μ_p and μ_n [49, 69, 70]
$\mathcal{L}_N^{(3)}$	d_6	-0.70 GeV^{-2} N EM Form factor [71]
	d_7	-0.49 GeV^{-2} N EM Form factor[71]
	d_{18}	$-0.02 \pm 0.08 \text{ GeV}^{-2}$ πN scattering [46]
$\mathcal{L}_{\pi\pi}^{(4)}$	l_6	$(-1.34 \pm 0.12) \times 10^{-2}$ $\langle r^2 \rangle_\pi$ [48]
$\mathcal{L}_{\Delta N\pi}^{(1)}$	h_A	2.87 ± 0.03 $\Gamma_\Delta^{\text{strong}}$ [72]
$\mathcal{L}_{\Delta N\gamma}^{(2)}$	g_M	3.16 ± 0.16 $\Gamma_\Delta^{\text{EM}}$ [44]

D. Low-energy-constants and fitting procedure

Many of the LECs appearing in the Lagrangian have been obtained from the study of other processes or physical quantities⁶. In the lowest order Lagrangian, $\mathcal{L}_N^{(1)}$, the chiral quantities \tilde{g} , F , \tilde{m} and M are expressed in terms of their corresponding physical values, see Appendix, Sec. V E. For the leading order Lagrangian and the rest of physical quantities we take $F_\pi = 92.42 \text{ MeV}$, $g_A = 1.27$, $m_\Delta = 1232 \text{ MeV}$ and $e^2 = 4\pi/137$.

In this work, we compare our model with the experimental database and minimize the χ^2 , taking as fitting parameters the remaining free LECs. In particular, the combination $\{d_8 + d_9\}$ that appears exclusively in the $\pi^0 p$ channel, and the set $\{d_9, d_{20}, d_{21}, d_{22}\}$ contributing to the charged pion channels, as shown in Appendix, Sec. V B. In Ref. [42], d_{22} , related to the nucleon axial radius, was fixed from a fit to lattice data at unphysical pion masses [51]. However, the quoted error bars might be underestimated⁷ and we prefer to fix it independently. Furthermore, in the previous studies of pion photoproduction, its value could not be well assessed because, at $Q^2 = 0$, its contribution is fully correlated to that of d_{21} . Thus, the inclusion of electroproduction in the current analysis could lead to a more reliable determination of this parameter.

⁶ Note that the LECs in Table I were obtained within the same framework used here, in a full $O(p^3)$ calculation in the EOMS scheme and, when appropriate, with explicit Δ using the δ -counting.

⁷ See Fig. 4 of Ref. [51], to fully appreciate the uncertainties of that fit.

E. Estimation of the observable uncertainties

We consider two error sources in our calculation of the observables. One comes from the statistical error in the LECs due to the error bars in the experimental data. We propagate the error bars in the fitting LECs to an associated error, $\delta\mathcal{O}_{\text{LECs}}$, for any observable \mathcal{O} through the relation,

$$\delta\mathcal{O}_{\text{LECs}} = \left(\sum_{i,j} [\text{Corr}(x_i, x_j)] \frac{\partial\mathcal{O}(\bar{x}_i)}{\partial x_i} \delta x_i \frac{\partial\mathcal{O}(\bar{x}_j)}{\partial x_j} \delta x_j \right)^{1/2}, \quad (38)$$

where $\text{Corr}(x_i, x_j)$ indicates the (i, j) -th element of the correlation matrix, giving the estimated correlation among the x_i and x_j LECs. Moreover \bar{x}_i , δx_i refers to the mean and the error values obtained from the fit for any LEC x_i .

In addition, another source of error is the systematical error of the theory due to the truncation of the chiral series expansion at a given $\mathcal{O}(p^n)$. We use the method of Refs. [73, 74], namely, for an order n calculation, $\mathcal{O}_{\text{Th}}^{(n)}$, we estimate this systematical error as

$$\delta\mathcal{O}_{\text{Th}}^{(n)} = \max \left(|\mathcal{O}^{(n_{LO})}| B^{n-n_{LO}+1}, \{ |\mathcal{O}^{(k)} - \mathcal{O}^{(l)}| B^{n-l} \} \right), \quad n_{LO} \leq l \leq k \leq n. \quad (39)$$

We take $B = m_\pi/\Lambda_b$ and Λ_b the breakdown scale of the chiral expansion, $\Lambda_b = 4\pi F_\pi \sim 1$ GeV as in Ref. [51]. In the present work we have $n_{LO} = 1$ as the lowest order and the upper order is $n = 3$.

F. Experimental database

We compare our model to the available experimental data with some kinematical limits to ensure small external momenta while staying well below the $\Delta(1232)$ resonance peak. Thus, we have taken the invariant energy of the πN system ranging from threshold up to 1130 MeV. Furthermore, from the study of the nucleon electromagnetic form factors [69, 75] it is known that a good description beyond $Q^2 \sim 0.2$ GeV² requires the inclusion of vector mesons in the model. Therefore, we have selected data with transfer momentum, $Q^2 < 0.15$ GeV². In particular, the case for $Q^2 = 0$ corresponds to pion photoproduction. We expect the $\mathcal{O}(p^3)$ ChPT calculation with explicit Δ 's to be well suited for the description of the phenomenology in this kinematical region.

1. Electroproduction

The largest amount of data corresponds to the $\gamma^* p \rightarrow \pi^0 p$ channel. Specifically, from the late nineties, we include data for the virtual angular cross section $d\sigma_v/d\Omega_\pi$ at $Q^2 = 0.1$ GeV²,

obtained by the Amsterdam Pulse Stretcher facility [76], and data from MAMI [28] for the observables $d\sigma_{TT}/d\Omega_\pi$, $d\sigma_{TL}/d\Omega_\pi$ and the combination $(d\sigma_T/d\Omega_\pi + \varepsilon d\sigma_L/d\Omega_\pi)$. Later, very precise energy dependence data has been obtained at $Q^2 = 0.05 \text{ GeV}^2$ in Mainz [32] for the observables $d\sigma_{TT}/d\Omega_\pi$, $d\sigma_{TL}/d\Omega_\pi$, $(d\sigma_T/d\Omega_\pi + \varepsilon d\sigma_L/d\Omega_\pi)$ and the asymmetry A_{TLP} . More recently, data for $d\sigma_{TL}/d\Omega_\pi$ and $(d\sigma_T/d\Omega_\pi + \varepsilon d\sigma_L/d\Omega_\pi)$ were published for additional Q^2 values [30].

There are far less data for the pion charged channel $\gamma^* p \rightarrow \pi^+ n$. Nonetheless, they are crucial to determine LECs like d_{20} and d_{21} . We consider data on $d\sigma_T/d\Omega_\pi$, $\sigma_L/d\Omega_\pi$, $d\sigma_{TL}/d\Omega_\pi$ and the total $d\sigma_v/d\Omega_\pi$ at a fixed $Q^2 = 0.117 \text{ GeV}^2$ measured at Mainz [77]. Later, the experiment was extended to other Q^2 values for $d\sigma_T/d\Omega_\pi$, $\sigma_L/d\Omega_\pi$ and $d\sigma_v/d\Omega_\pi$ [78, 79], and more recently to lower energies [80].

2. Photoproduction

We extend the database used in Ref. [42] with the inclusion of some recent data. For the $\gamma p \rightarrow \pi^0 p$ channel, we have added the measurements on transverse polarized protons from Ref. [55]. They correspond to the observable $T d\sigma/d\Omega_\pi$ [55], where T is the target asymmetry and $d\sigma/d\Omega_\pi$ the differential cross section [42]. We have also included the total cross section results for the threshold photoproduction on the neutron from Ref. [56].

III. RESULTS AND DISCUSSION

A. Low-Energy-Constants

The theoretical model has been compared with the full photoproduction and electroproduction database previously introduced, minimizing the χ -squared function by varying the values of the free LECs. In the calculation, we have fixed the LECs from Table I to their central values, except for g_M . We have let the $\gamma\Delta N$ coupling, g_M , which proved of paramount significance in the description of π^0 photoproduction [37], to fluctuate around the central value obtained from the electromagnetic Δ width.

We have chosen to fit the combinations $\{d_8 + d_9\}$ and $\{d_8 - d_9\}$, instead of the individual constants, because of the important correlation among d_8 and d_9 . Actually, they appear in the amplitudes for π^0 production just in the combination $\{d_8 + d_9\}$, while the charged π^\pm channels depend only on d_9 . Given that the π^0 processes represent, so far, the most precise and largest amount of data, the

TABLE II: Fit results for the LECs. The coupling g_M is dimensionless and d_i in units of GeV^{-2} .

	$d_8 + d_9$	$d_8 - d_9$	d_{20}	d_{21}	d_{22}	g_M	χ^2	χ_γ^2	χ_e^2
Full model	1.12 ± 0.01	0.63 ± 0.15	-0.29 ± 0.09	1.64 ± 0.06	0.95 ± 0.13	2.90 ± 0.01	2.7	1.7	5.1
Δ -less	3.44 ± 0.01	4.75 ± 0.18	-3.01 ± 0.09	4.50 ± 0.06	0.45 ± 0.12	-	13.2	16.8	4.4

$\{d_8 + d_9\}$ combination can be determined with a higher accuracy. Evidently, better data for the π^\pm channels, would be essential to obtain more precise results for d_9 or, similarly, for $\{d_8 - d_9\}$.

The parameters $\{d_{20}, d_{21}, d_{22}\}$ are only relevant for the charged channels $\gamma^{(*)}p \rightarrow \pi^+n$ and $\gamma^{(*)}n \rightarrow \pi^-p$. The relatively low precision of the data and their scarcity limits the precision of their determination. Furthermore, these channels are already rather well described by the lower order predictions and in consequence the $O(p^3)$ LECs play a small role. It is worth mentioning that in photoproduction, d_{21} and d_{22} appear only in the combination $\{2d_{21} - d_{22}\}$ while for electroproduction that is not anymore the case (see App. Sec. V B). Therefore, the full correlation is broken once electroproduction is considered in the fit.

Clearly, pion electroproduction reactions probe the Q^2 dependence of the scattering amplitude. Thus, it allows for the exploration of LECs like $\{d_6, d_7, l_6\}$, which are relevant for the description of the nucleon EM form factors and the pion charge radius and which appear in the electroproduction case.

The LECs values obtained by the fit are presented in Table II, together with the full χ^2 per degree of freedom and the partial contributions of photo- (χ_γ^2) and electroproduction (χ_e^2). All the fitted d_i 's are of natural size and, thus, the contribution of the associated mechanisms is relatively small at low energies. While the global result is acceptable, as it will be better shown in the detailed comparison with various observables, it is clear that the model reproduces to a greater degree the photoproduction data.

The results for g_M and $\{d_8 + d_9\}$ agree well with those obtained in the analysis of Ref. [42], which studied photoproduction within the same framework but imposed full isospin symmetry on the loop calculation. Our change, using physical masses in the loops, has led to a substantially lower χ_γ^2 value and to some small changes in $\{d_8 - d_9\}$ and d_{20} . A larger variation can be observed in d_{21} and d_{22} but this could be deceptive. The photoproduction amplitude only depends on the combination $\{2d_{21} - d_{22}\}$, which it has changed little. The separation of the two constants made in Ref. [42] was based on the use of $d_{22} = 5.20 \text{ GeV}^{-2}$, taken from Ref. [51]. This value, obtained

from lattice and already discussed, is clearly disfavoured by the electroproduction data. However, our result is close to an alternative fit of Ref. [51] that restricted lattice data to low Q^2 values.

All the fitted d_i 's appear in the evaluation of neutrino induced pion production off nucleons and could be used to improve the corresponding predictions. This is specially important in the current precision era of neutrino physics, where an adequate modelling of cross sections and backgrounds is necessary for the investigation of neutrino masses, mixing angles and other properties [81]. Our results give support to the first ChPT calculations of these weak production processes [48, 49], which assumed a natural size for these parameters to estimate the uncertainties of the theoretical predictions.

B. Electroproduction observables

1. $\gamma^* p \rightarrow \pi^0 p$ channel

In this section, we show our results for the π electroproduction process compared to the experimental data. We start with the $\gamma^* p \rightarrow \pi^0 p$ channel, that represents the largest amount of data, in Figs. 5-8. We should remark that, among the third order fitted LECs, this channel's amplitude depends only on the $\{d_8 + d_9\}$ combination, that is much constrained by neutral pion photoproduction. Actually, the current fit results for that LEC are fully consistent with the previous determination based just on photoproduction [42]. Overall, the agreement with data is good for all the observables considered here.

In Fig. 5, we show the virtual photon cross section, $d\sigma_v/d\Omega_\pi$, at several energy bins close to threshold, $Q^2 = 0.10 \text{ GeV}^2$ and for $\varepsilon = 0.67$, compared to the NIKHEF data from Ref. [76]. The angular dependence, on both θ_π and ϕ_π , and the energy dependence are well reproduced.

The various pieces, related to the longitudinal and transverse responses and their interference, which contribute to the total cross section of Eq. (13), are explored next. In Fig. 6, we compare the model with the angular dependence of σ_{TT} and σ_{TL} measured by MAMI [28] at several energies very close to threshold. The two observables are very small. Both the size and the energy dependence are well accounted for by our calculation. Much larger is the observable $d\sigma_T/d\Omega_\pi + \varepsilon d\sigma_L/d\Omega_\pi$ from a much more recent MAMI experiment [30] and depicted in Fig. 7. These latter results show the Q^2 dependence, that at the low energies involved and for the relatively small Q^2 values is well described by the model.

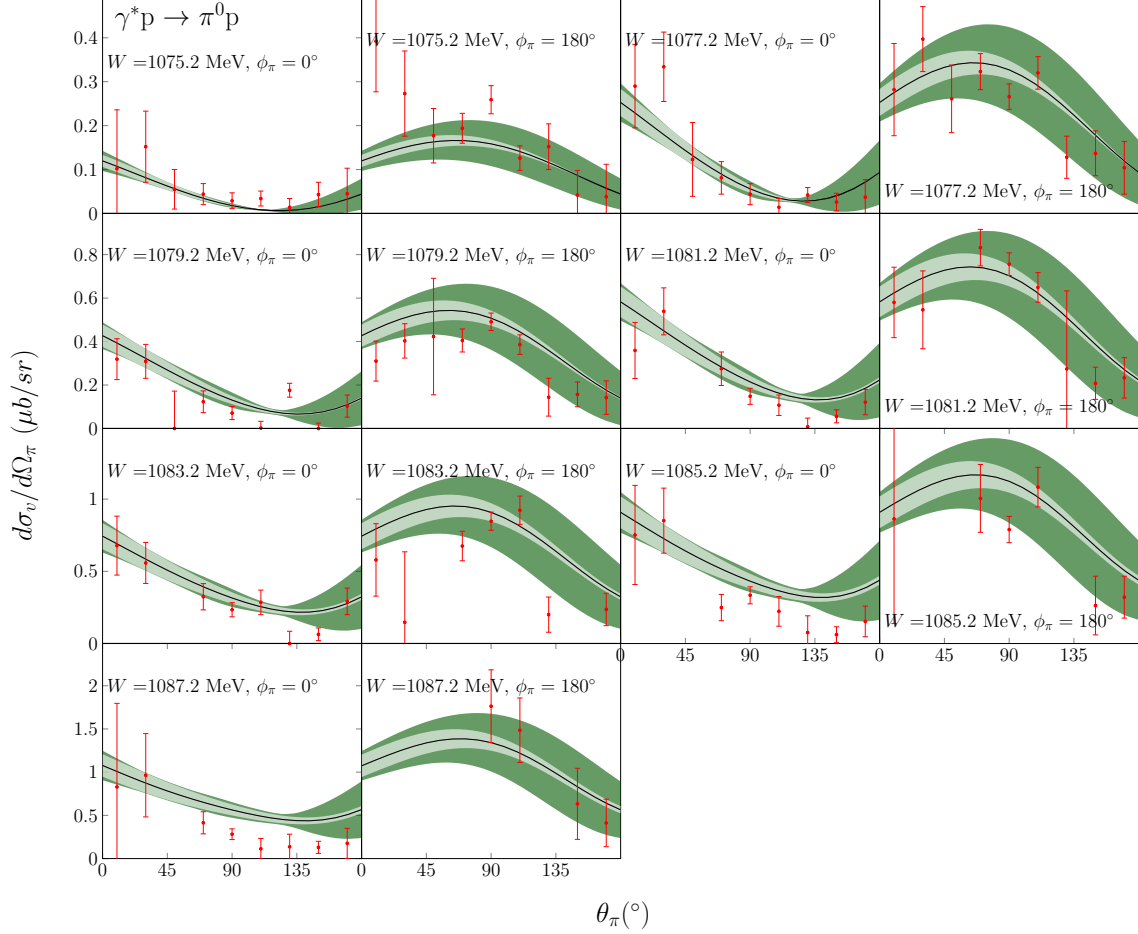


FIG. 5: Angular distribution of the virtual cross section $d\sigma_v/d\Omega_\pi$ at different angles and energies, transfer momentum $Q^2 = 0.10 \text{ GeV}^2$ and virtual-photon polarization $\varepsilon = 0.670$. Solid line shows the theoretical results, the inner band depicts the statistical error from the LECs variation within $1\text{-}\sigma$ as in Table II. The outer band represents the total error including the systematical error from chiral truncation, Eq. (39), added to the statistical one in quadrature. Data from Ref. [76].

The Q^2 dependence is also explored for $d\sigma_{TL}$ in Fig. 8, which also shows a good agreement for the angular distribution at several Q^2 values. We should remark that for neutral pions, apart from the fixed LECs, this dependence is only sensitive to $\{d_8 + d_9\}$ and g_M , which are strongly constrained by the photoproduction ($Q^2 = 0$) data.

Finally, in Fig. 9, we compare our calculation with the very copious and precise data of Ref. [32], where the energy dependence of $d\sigma_T$, $d\sigma_{TT}$, $d\sigma_{TL}$ and $A_{LT'}$ has been investigated at $Q^2 = 0.05 \text{ GeV}^2$ and photon transverse polarization $\varepsilon = 0.933$. For $d\sigma_T/d\Omega_\pi + \varepsilon d\sigma_L/d\Omega_\pi$ and $d\sigma_{TT}/d\Omega_\pi$, the calculation agrees well up to a few MeV above threshold, what is consistent with

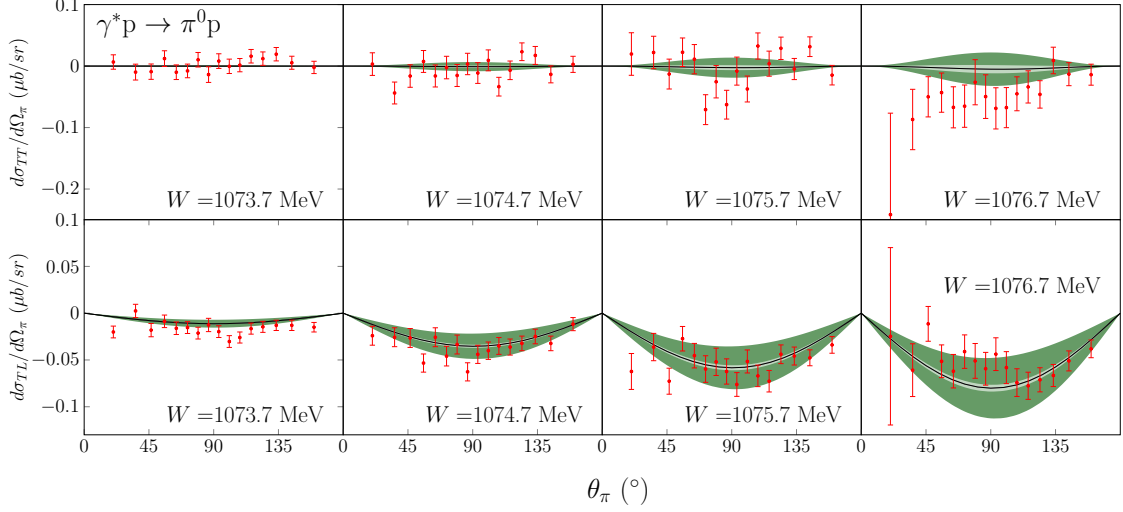


FIG. 6: $d\sigma_{TT}/d\Omega_\pi$ and $d\sigma_{TL}/d\Omega_\pi$ as function of the c.m. pion angle θ_π for the channel $\gamma^*p \rightarrow \pi^0 p$ at $Q^2 = 0.1 \text{ GeV}^2$ and with polarization $\varepsilon = 0.713$. Data from Ref. [28]. Description as in Fig. 5.

the results shown in Fig. 7. However, we overestimate the absolute value of the observable at higher energies. In fact, our fit curve behaves as the HBChPT result of Ref. [25] discussed in [32]. The agreement with σ_{TT} is good and with σ_{TL} excellent, in both cases improving the HBChPT prediction. In these three cases, the quality of the agreement of our $O(p^3)$ model is very similar to that of the $O(p^4)$ Δ -less covariant ChPT calculation of Ref. [33].

Also well reproduced is the beam helicity asymmetry, $A_{LT'}$, a quite small effect, which shows the cusp related to the $n\pi^+$ threshold. The use of the physical masses in the loops, and the corresponding isospin symmetry breaking is essential for a proper reproduction of this shape.

Summarizing, the theoretical results for the π^0 channel are in accordance with data, describing properly the angular dependence and the Q^2 evolution. In regard to the energy, we obtain the best results very close to threshold. Nonetheless, the model starts to overestimate data for the observable $d\sigma_T + \varepsilon d\sigma_L$ at higher energies, see Fig. 9. Actually, this observable contributes strongly to the total χ^2 . On the other hand, it is very sensitive to $c_6 + c_7$, $2d_7 + d_6$ and g_M , which were restricted to the values allowed by the study of other processes. In our calculation, the only totally free parameter relevant for this channel has been the combination $\{d_8 + d_9\}$, strongly constrained by the abundant photoproduction data.

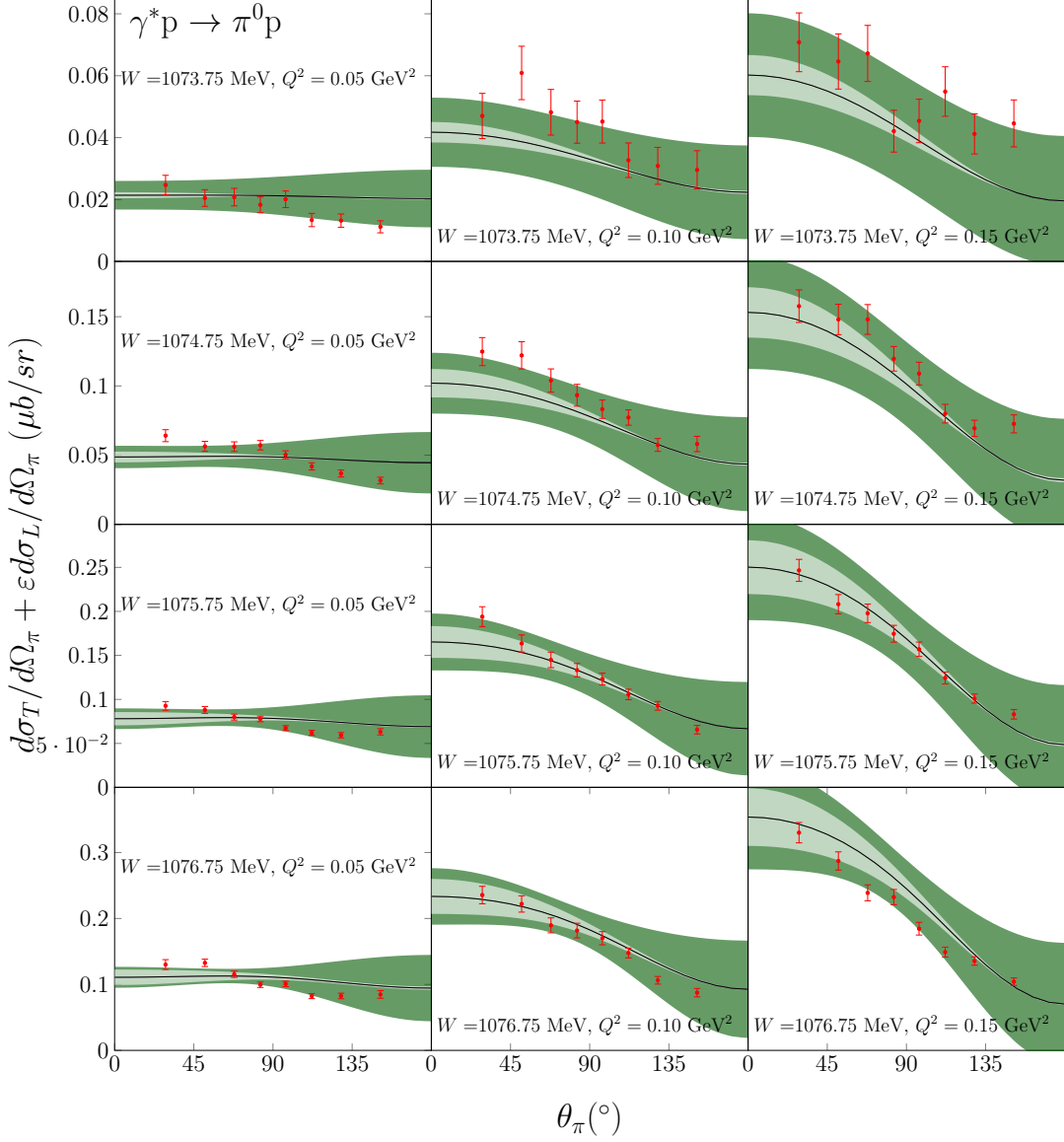


FIG. 7: Angular distribution for $d\sigma_T + \varepsilon d\sigma_L$ at different c.m. energy values, W . The transfer momenta at $Q^2 = 0.05 \text{ GeV}^2$ corresponds to polarization values of $\varepsilon = 0.932$, $Q^2 = 0.10 \text{ GeV}^2$ to $\varepsilon = 0.882$ and $Q^2 = 0.15 \text{ GeV}^2$ to $\varepsilon = 0.829$. Data from [30] and description as in Fig.5.

2. $\gamma^*p \rightarrow \pi^+n$ channel

The channel $\gamma^*p \rightarrow \pi^+n$ depends on the $\mathcal{O}(p^3)$ LECs d_9 , d_{20} , d_{21} and d_{22} , as well as the $\mathcal{O}(p^4)$ one l_6 .⁸ Thus, there are more fitting LECs than for the neutral pion channel. Furthermore, the

⁸ Other $\mathcal{O}(p^4)$ LECs appearing in the tree-level amplitudes for the $\gamma^*p \rightarrow \pi^+n$ channel are l_3 and l_4 . However, they are cancelled in the amplitude expansion up to $\mathcal{O}(p^3)$ when, at the same time, we introduce the pion wave function

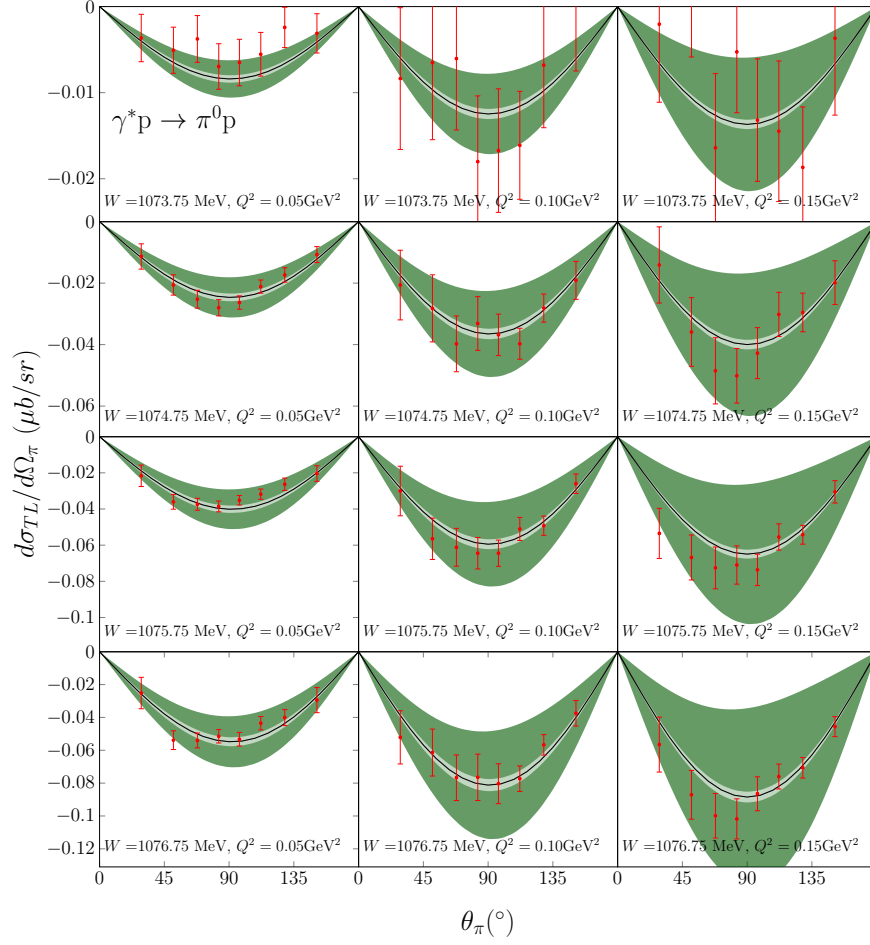


FIG. 8: Angular distribution for $d\sigma_{TL}/d\Omega_\pi$ for different c.m. energy values, W . The transfer momenta at $Q^2 = 0.05 \text{ GeV}^2$ corresponds to polarization values of $\varepsilon = 0.932$, $Q^2 = 0.10 \text{ GeV}^2$ to $\varepsilon = 0.882$ and $Q^2 = 0.15 \text{ GeV}^2$ to $\varepsilon = 0.829$. Data from [30] and description as in Fig. 5.

data are scarce. For these reasons, there are less constrains on the relevant LECs and the statistical error is considerably wider.

We find that the few and scattered virtual photon cross section data [77, 78] agree well, within errors, with the theoretical model, and that the π^+ channel is more sensitive to the lower orders than to the $\mathcal{O}(p^3)$ contributions. In Fig. 10, we present $d\sigma_T$, $d\sigma_L$ and $d\sigma_{TL}$ as a function of Q^2 at various pion angles and from several experiments that are also well reproduced.

renormalization, \mathcal{Z}_π , and the pion chiral mass, M , as a function of the pion physical mass, M_π . See App. Sec. V D and Sec. V E.

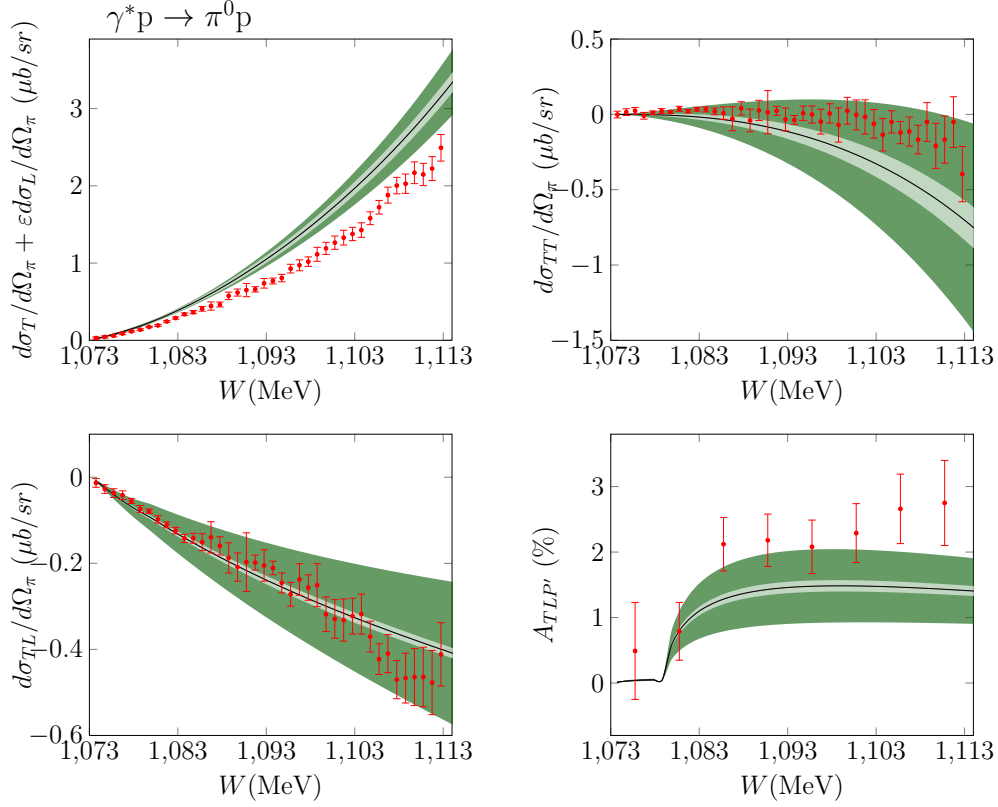


FIG. 9: Energy dependence for $d\sigma_T + \varepsilon d\sigma_L$, $d\sigma_{TT}$, $d\sigma_{TL}$ and A_{TL}' at $Q^2 = 0.05 \text{ GeV}^2$, $\varepsilon = 0.933$, $\theta_\pi = 90^\circ$. Data from [32].

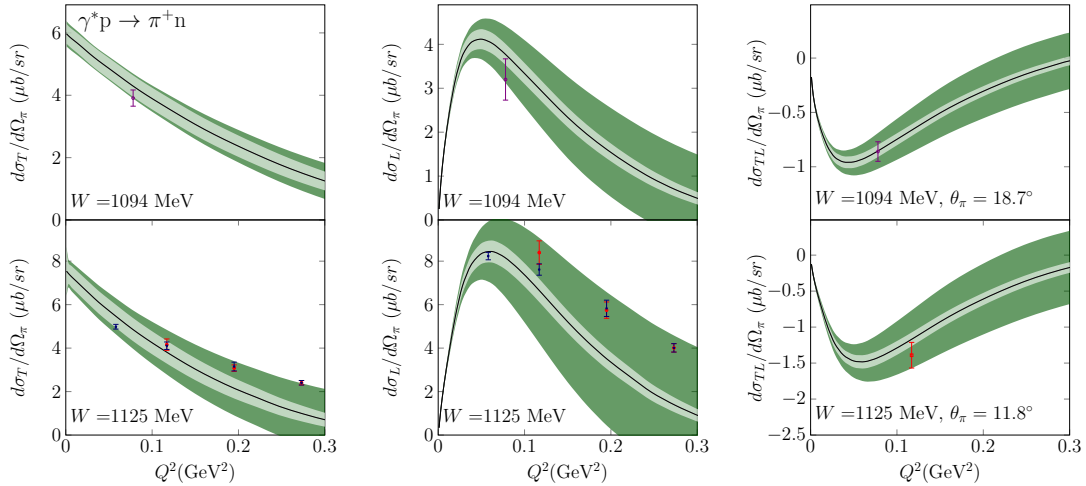


FIG. 10: $d\sigma_T$, $d\sigma_L$ and $d\sigma_{TL}$ as functions of Q^2 for the $\gamma^* p \rightarrow \pi^+ n$ process. For $d\sigma_T$ and $d\sigma_L$, the pion angle is $\theta_\pi = 0^\circ$. Magenta circles: data from [80]. Red squares: data from [77, 78]. Blue dots: data from [79].

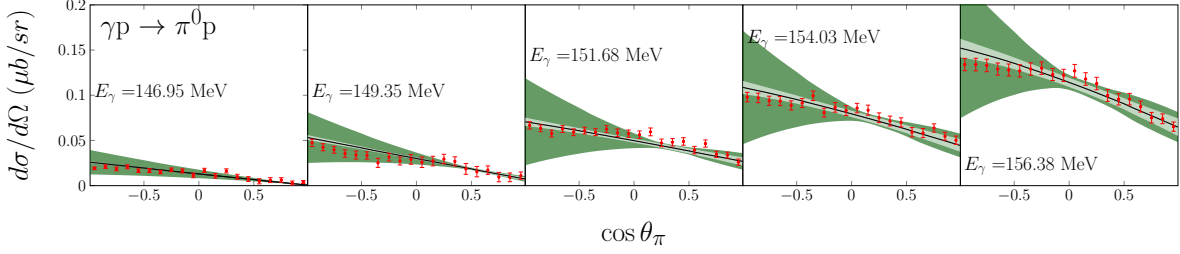


FIG. 11: Angular cross section for the channel $\gamma p \rightarrow \pi^0 p$. Data from Ref. [34].

C. Photoproduction

The use of physical masses in the loop propagators and, therefore, the breaking of the isospin symmetry is the main difference of this calculation with Refs. [38, 42]. It leads to a better description of the low energy region, where the effects of the different masses and thresholds are more relevant. Furthermore, in Refs. [38, 42], there was a systematic overestimation of the cross section at backward angles for the $\pi^0 p$ channel at all energies. The breaking of the isospin symmetry in the loops has now much improved the agreement with that cross section. As a consequence, the partial χ^2 , considering only photoproduction, has been reduced from 3.2 to 1.5. Also, without isospin breaking, the fit prefers values of d_{18} large and positive, which are inconsistent with πN scattering. Now, the tension is much reduced and the χ^2 depends less strongly on that parameter. In the following, we present our results putting emphasis on the comparison with the new data, added to the database after Ref. [42], and in the low energy region, that had not been included in the previous fit.

The $\gamma p \rightarrow \pi^0 p$ channel is the most richly represented in the database, both in the amount and the precision of data. Thus, the relevant LECs, in particular the $d_8 + d_9$ combination, are strongly constrained and get a relatively small uncertainty in the fit. In Fig. 11, we show the near threshold region for the angular distribution and in Fig. 12 the integrated total cross section σ as function of the energy. Both are well reproduced. Our calculation still preserves the excellent results for the energy dependence of the total cross section and for the beam asymmetry as in the previous work [42]. In addition, for the $\pi^0 p$ channel, we have analyzed the data from Ref. [55] studying the process occurring on transversely polarized protons. The observable $T d\sigma/d\Omega_\pi$ is sensitive to the cusp effects due to the $n\pi^+$ threshold. The results are shown in Fig. 13, with T and present a good agreement for the full range of energies.

The quality of the agreement with the channels with charged pions has also improved upon

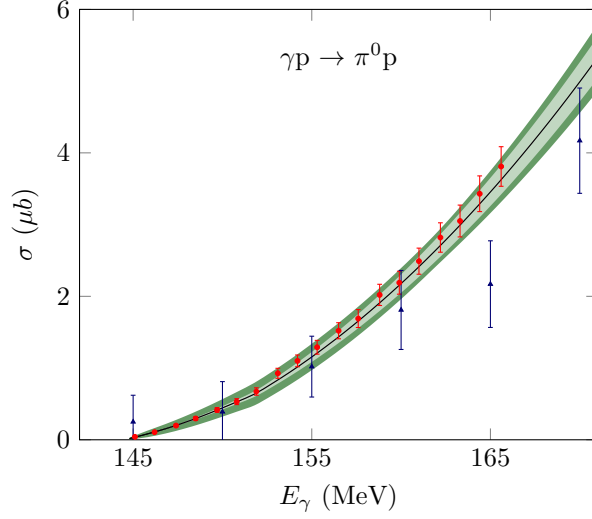


FIG. 12: Cross section close to threshold for $\gamma p \rightarrow \pi^0 p$. Red circles: data from Ref. [82], blue triangles: data from Ref. [83], not included in the fit.

Ref. [42], as can be seen comparing the partial χ^2 's. We would like to emphasize the recent results, shown in Fig. 14, for the $\gamma n \rightarrow \pi^- p$ process [56] very close to threshold. They have considerably enriched the database for this channel and therefore lead to a better determination of the LECs relevant for this channel, d_9 , d_{20} and the combination $2d_{21} - d_{22}$.

D. Δ contribution

To explore the importance of the inclusion of the explicit $\Delta(1232)$ in the model, we repeated the fit without the corresponding mechanisms. The results for the LECs and χ^2 are shown in the second row of Table II. It is remarkable that the Δ contribution, which depends only on well constrained parameters, (h_A and g_M), improves substantially the global agreement with data. It is also noteworthy that most of the fitted d_i LECs are much larger in the Δ -less case, indicating the need of a more important third order and a slower chiral convergence. Comparing with the full model, we see that, with the current data set, the χ^2 for photoproduction is considerably worsened, whereas for electroproduction χ^2 is little modified, even showing a little improvement. In particular, we have found that Δ inclusion worsens the overestimation for $d\sigma_T/d\Omega_\pi$ in Fig. 9. However, it improves the agreement with the other observables of the same figure. This point is relevant, because that observable has the largest, may be excessive, weight in the χ^2 calculation among the full electroproduction data set, followed by $d\sigma_{TT}/d\Omega_\pi$ from the same experiment [32].

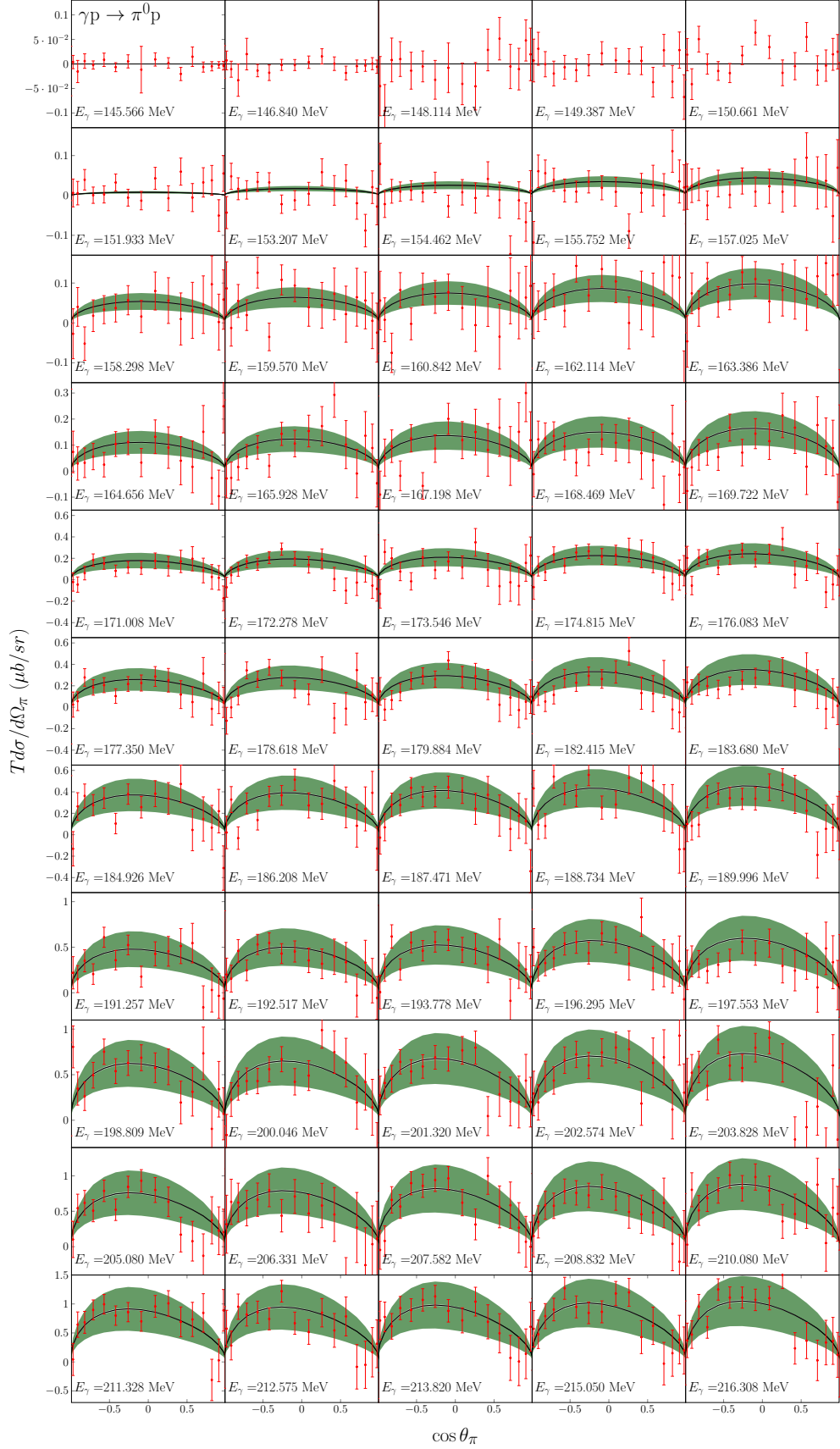


FIG. 13: Angular distribution of $T d\sigma/d\Omega_\pi$ for the $\gamma p \rightarrow \pi^0 p$ channel. Data from [55].

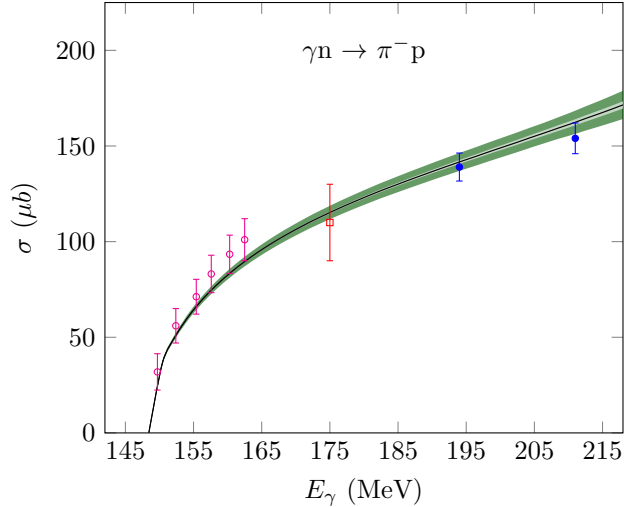


FIG. 14: Cross section for the $\gamma n \rightarrow \pi^- p$ process. Data from [56] in magenta circles; red squares, data from [84] and blue dots, data from [85] (not included in the fit).

This is due to the large number of points and their precision.

In contrast, the Δ role in photoproduction is of the uttermost importance to reproduce the energy dependence of data. The Δ -less model is unable to describe the energy evolution of the cross sections, mostly in the π^0 channel, even with the inclusion of the $\mathcal{O}(p^3)$ one-loop amplitudes. This failure can be appreciated in Fig. 15. There, we show the χ^2 per degree of freedom as a function of the maximum invariant energy, W considered in the fitting procedure. The quality of the agreement remains stable for the full model whereas without explicit Δ the χ^2 function grows fast as a function of the energy and it is impossible to describe data at this chiral order.

IV. SUMMARY

In this work, we have studied pion production off the nucleon induced by virtual and real photons at low energies. We have made a full $\mathcal{O}(p^3)$ calculation, in the δ counting, in covariant ChPT including explicitly the $\Delta(1232)$ resonance and employing the EOMS renormalization scheme. The free LECs of the theoretical model have been fixed by fitting it to the available pion electro- and photoproduction data. We have considered a restricted kinematical region with $\sqrt{s} < 1.13$ GeV and $Q^2 < 0.15$ GeV², where we expect our model to be reliable and still well below the $\Delta(1232)$ peak.

We have confirmed the importance of the loop terms. The imaginary parts of the scattering

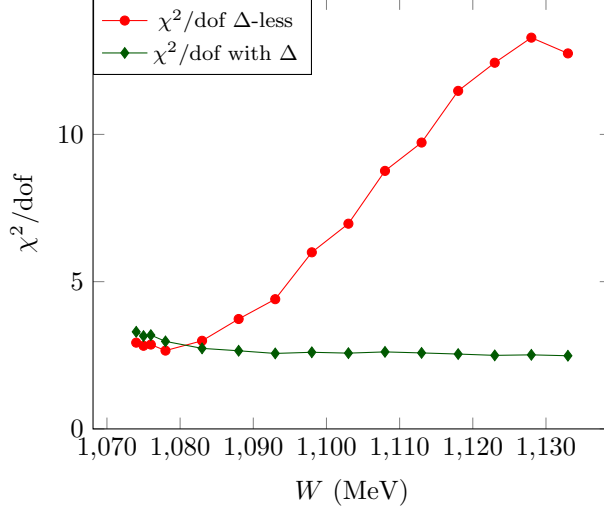


FIG. 15: χ^2/dof as function of the maximum W considered in the fitting procedure. Full model at $O(p^3)$ with Δ (green diamonds) and without Δ (red circles).

amplitude and the cusp effects, coming from the opening of the various charge channels, are crucial in the description of some low energy observables. To properly account for these effects we have used the physical masses of mesons and baryons in the evaluation of the loops, therefore breaking isospin symmetry.

The model describes well all data for total cross section, angular distributions and numerous polarization observables. In particular, the agreement is excellent for photoproduction data. In fact, it is better than for other higher order chiral calculations [33, 36] that do not include the Δ resonance. Without Δ , our model is only able to reproduce data a few MeV above threshold. Neutral pion photoproduction is the most sensitive channel to this resonance due to the smallness of the lower order contributions.

The comprehensive investigation of all electro- and photoproduction channels, including all the available observables, has allowed to disentangle all the relevant third order LECs involved, $\{d_8, d_9, d_{20}, d_{21}, d_{22}\}$. The values obtained for the fitted LECs are all of natural size, what is satisfactory from the point of view of chiral convergence. Furthermore, this gives support to the uncertainty estimations of recent chiral calculations of neutrino induced pion production. Our results will allow for more precise predictions of the low energy neutrino nucleon cross sections of relevance to achieve the precision goals of modern neutrino experiments.

Acknowledgments

We thank M. Ostrick for providing us the data from Ref. [55]. We also thank A. N. Hiller Blin and De-Liang Yao for useful comments. G.H.G.N. wishes to thank the Generalitat Valenciana for support in the program GRISOLIAP-2017-098. This research is supported by MINECO (Spain) and the ERDF (European Commission) Grant No. FIS2017-84038-C2-2-P and by the EU Horizon2020 research and innovation programme, STRONG-2020 project, under grant agreement No. 824093.

V. APPENDIX

A. Amplitude parametrizations

The electromagnetic matrix element between the hadronic states, \mathcal{M}^μ , can be written in terms of the Ball amplitudes [86],

$$\mathcal{M}^\mu = \bar{u}(p', s') \left(\sum_{i=1}^8 b_i V_i^\mu \right) u(p, s) \quad (40)$$

with the Ball vector basis, see e.g. [33],

$$\begin{aligned} V_1^\mu &= \gamma^\mu \gamma^5, & V_2^\mu &= P^\mu \gamma^5, \\ V_3^\mu &= q^\mu \gamma^5, & V_4^\mu &= k^\mu \gamma^5, \\ V_5^\mu &= \gamma^\mu \not{k} \gamma^5, & V_6^\mu &= P^\mu \not{k} \gamma^5, \\ V_7^\mu &= q^\mu \not{k} \gamma^5, & V_8^\mu &= k^\mu \not{k} \gamma^5, \end{aligned} \quad (41)$$

where $P^\mu = (p + p')^\mu / 2$. As the current J^μ , from Eq. 2, obeys the continuity equation, we also have $k_\mu \mathcal{M}^\mu = 0$, leading us to the following relations,

$$\begin{aligned} b_1 &= -b_6(k \cdot P) - b_7(k \cdot q) + b_8 Q^2, \\ b_2 &= \frac{1}{k \cdot P} \left(Q^2(b_4 + b_5) - b_3(k \cdot q) \right). \end{aligned} \quad (42)$$

These relations are sufficient to impose the gauge invariance in the scattering amplitude. They also reduce from eight to six the independent elements of the basis $\{V_i\}$. Another common parametrization, in terms of the covariant basis elements M_j^μ , is [10]

$$\sum_{i=1}^8 b_i V_i^\mu = \sum_{j=1}^6 A_j M_j^\mu, \quad (43)$$

where

$$\begin{aligned}
M_1^\mu &= -\frac{i}{2}\gamma^5 (\gamma^\mu \not{k} - \not{k}\gamma^\mu), \\
M_2^\mu &= 2i\gamma^5 \left(P^\mu k \cdot \left(q - \frac{1}{2}k \right) - \left(q - \frac{1}{2}k \right)^\mu k \cdot P \right), \\
M_3^\mu &= -i\gamma^5 (\gamma^\mu (k \cdot q) - q^\mu \not{k}), \\
M_4^\mu &= im_N \gamma^5 (\gamma^\mu \not{k} - \not{k}\gamma^\mu) - 2i\gamma^5 (\gamma^\mu k \cdot P - P^\mu \not{k}), \\
M_5^\mu &= i\gamma^5 (k^\mu (k \cdot q) + Q^2 q^\mu), \\
M_6^\mu &= -i\gamma^5 (k^\mu \not{k} + Q^2 \gamma^\mu).
\end{aligned} \tag{44}$$

In the case of photoproduction, $Q^2 = 0$, and then $\epsilon_\mu M_j^\mu = 0$ for $j = 5, 6$.

The relations among the above mentioned parametrizations are given by

$$\begin{aligned}
A_1 &= i(b_5 + b_6 m_N), \\
A_2 &= -\frac{i(-b_3(k \cdot q) + (b_4 + b_5)Q^2)}{(k \cdot P)(2k \cdot q + Q^2)}, \\
A_3 &= ib_7, \\
A_4 &= \frac{ib_6}{2}, \\
A_5 &= -\frac{i(b_3 + 2(b_4 + b_5))}{2k \cdot q + Q^2}, \\
A_6 &= -ib_8.
\end{aligned} \tag{45}$$

Using the CGLN basis, as in [57, 58], we can write

$$\epsilon_\mu \mathcal{M}^\mu = \epsilon_\mu \bar{u}(p_f) \left(\sum_{i=1}^6 A_i M_i^\mu \right) u(p_i) = 4\pi \frac{W}{m_N} \chi_f^\dagger \mathcal{F} \chi_i. \tag{46}$$

Then, we find, expressed in the CM frame, the relations between the coefficients of both parametrizations as⁹

$$\mathcal{F}_1 = \frac{W - m_N}{8\pi W} \sqrt{E_p + m_N} \sqrt{E_{p'} + m_N} \left(A_1 + (W - m_N)A_4 - \frac{2m_N v_B}{W - m_N} (A_3 - A_4) + \frac{Q^2}{W - m_N} A_6 \right) \tag{47}$$

$$\mathcal{F}_2 = \frac{W + m_N}{8\pi W} |\vec{q}| \sqrt{\frac{E_p - m_N}{E_{p'} + m_N}} \left(-A_1 + (W + m_N)A_4 - \frac{2m_N v_B}{W + m_N} (A_3 - A_4) + \frac{Q^2}{W + m_N} A_6 \right), \tag{48}$$

$$\mathcal{F}_3 = \frac{W + m_N}{8\pi W} |\vec{q}| \sqrt{E_p - m_N} \sqrt{E_{p'} + m_N} \left(\frac{2W^2 - 2m_N^2 + Q^2}{2(W + m_N)} A_2 + A_3 - A_4 - \frac{Q^2}{W + m_N} A_5 \right), \tag{49}$$

⁹ See Ref. [87] for some help in the derivation of these equations.

$$\mathcal{F}_4 = \frac{W - m_N}{8\pi W} |\vec{q}|^2 \sqrt{\frac{E_p + m_N}{E_{p'} + m_N}} \left(-\frac{2W^2 - 2m_N^2 + Q^2}{2(W - m_N)} A_2 + A_3 - A_4 + \frac{Q^2}{W - m_N} A_5 \right), \quad (50)$$

$$\begin{aligned} \mathcal{F}_5 = & \frac{E_\gamma}{8\pi W} \sqrt{\frac{E_{p'} + m_N}{E_p + m_N}} \left\{ [E_p + m_N] A_1 \right. \\ & + \left[4m_N v_B \left(W - \frac{3}{4} E_\gamma \right) - |\vec{p}_\gamma|^2 W + E_\pi \left(W^2 - m_N^2 + \frac{1}{2} Q^2 \right) \right] A_2 \\ & + [E_\pi (W + m_N) + 2m_N v_B] A_3 \\ & + [(E_p + m_N)(W - m_N) - E_\pi (W + m_N) - 2m_N v_B] A_4 \\ & \left. + [2m_N v_B E_\gamma - E_\pi Q^2] A_5 - [(E_p + m_N)(W - m_N)] A_6 \right\}, \quad (51) \end{aligned}$$

$$\begin{aligned} \mathcal{F}_6 = & \frac{E_\gamma}{8\pi W} \frac{|\vec{q}|}{\sqrt{(E_{p'} + m_N)(E_p - m_N)}} \left\{ -[E_p - m_N] A_1 \right. \\ & + \left[|\vec{p}_\gamma|^2 W - 4m_N v_B \left(W - \frac{3}{4} E_\gamma \right) - E_\pi \left(W^2 - m_N^2 + \frac{1}{2} Q^2 \right) \right] A_2 \\ & + [E_\pi (W - m_N) + 2m_N v_B] A_3 \\ & + [(E_p - m_N)(W + m_N) - E_\pi (W - m_N) - 2m_N v_B] A_4 \\ & \left. + [E_\pi Q^2 - 2m_N v_B E_\gamma] A_5 - [(E_p - m_N)(W + m_N)] A_6 \right\}, \quad (52) \end{aligned}$$

where $v_B = -\frac{k \cdot q}{2m_N} = -\frac{s + u - 2m_N^2}{4m_N}$. Some care is needed here because different conventions for these functions can be found in the literature¹⁰.

B. Amplitude pieces

1. $O(q^1)$ order

$$\mathcal{M}_{(a)}^{\mu(1)} = C_I^{(1)} \frac{eg}{F} V_1^\mu, \quad (53)$$

$$\mathcal{M}_{(b)}^{\mu(1)} = C_{II}^{(1)} \frac{eg}{F} \left(\frac{(m_N^2 - s) V_1^\mu}{s - m_2^2} - \frac{(m_N + m_2) (2V_2^\mu + V_3^\mu + V_4^\mu - V_5^\mu)}{m_2^2 - s} \right), \quad (54)$$

$$\mathcal{M}_{(c)}^{\mu(1)} = C_{III}^{(1)} \frac{eg}{F} \left(\frac{(u - m_N^2) V_1^\mu}{u - m_2^2} - \frac{(m_N + m_2) (2V_2^\mu - V_3^\mu + V_4^\mu - V_5^\mu)}{m_2^2 - u} \right), \quad (55)$$

¹⁰ For instance, in Ref. [58], the expressions for \mathcal{F}_5 and \mathcal{F}_6 are quite different from ours, *i.e.*, $\mathcal{F}_5 = \mathcal{F}_5^{[58]} + \mathcal{F}_1 + \cos \theta_\pi \mathcal{F}_3$ and $\mathcal{F}_6 = \mathcal{F}_6^{[58]} + \cos \theta_\pi \mathcal{F}_4$. For the rest of the amplitudes, $\mathcal{F}_1, \dots, \mathcal{F}_4$ there are only global factors in the comparison.

$$\mathcal{M}_{(d)}^{\mu(1)} = C_{IV}^{(1)} \frac{\sqrt{2}em_N g (2V_3^\mu - V_4^\mu)}{F(-2m_N^2 + Q^2 + s + u)}. \quad (56)$$

The constants $C_I^{(1)}, \dots, C_{IV}^{(1)}$ are given in Table III for each reaction channel. The amplitudes $\mathcal{M}_{(b)}^{\mu(1)}$ and $\mathcal{M}_{(c)}^{\mu(1)}$ are actually a combination of $\mathcal{O}(q^1)$ and $\mathcal{O}(q^2)$ orders due to the insertion of the nucleon mass at $\mathcal{O}(q^2)$, m_2 , in the N -propagator. This automatically generates the above diagrams at $\mathcal{O}(q^1)$ with the chiral nucleon mass, m , in the propagator and the diagrams at $\mathcal{O}(q^2)$ with the insertion of a vertex proportional to c_1 in the N -propagator, plus higher order small terms. As always, for the external legs we use physical masses.

Channel	$C_I^{(1)}$	$C_{II}^{(1)}$	$C_{III}^{(1)}$	$C_{IV}^{(1)}$
$\gamma^* p \rightarrow p\pi^0$	0	$\frac{1}{2}$	$\frac{1}{2}$	0
$\gamma^* p \rightarrow n\pi^+$	$\frac{1}{\sqrt{2}}$	$\frac{1}{\sqrt{2}}$	0	-1
$\gamma^* n \rightarrow p\pi^-$	$-\frac{1}{\sqrt{2}}$	0	$\frac{1}{\sqrt{2}}$	1
$\gamma^* n \rightarrow n\pi^0$	0	0	0	0

TABLE III: Tree level amplitude constants for each channel at $\mathcal{O}(q^1)$.

2. $\mathcal{O}(q^2)$ order

$$\mathcal{M}_{(b)}^{\mu(2)} = C_{II}^{(2)} \frac{eg_A}{F_\pi} \left(-\frac{2V_6^\mu + V_7^\mu}{m_N^2 - s} - \frac{(3m_N^2 + s)(V_4^\mu - V_5^\mu)}{2m_N(m_N^2 - s)} - V_1^\mu \right), \quad (57)$$

$$\mathcal{M}_{(c)}^{\mu(2)} = C_{III}^{(2)} \frac{eg_A}{F_\pi} \left(\frac{V_7^\mu - 2V_6^\mu}{m_N^2 - u} - \frac{(3m_N^2 + u)(V_4^\mu - V_5^\mu)}{2m_N(m_N^2 - u)} + V_1^\mu \right). \quad (58)$$

The constants $C_{II}^{(2)}$ and $C_{III}^{(2)}$ are given in Table IV.

Channel	$C_I^{(2)}$	$C_{II}^{(2)}$	$C_{III}^{(2)}$	$C_{IV}^{(2)}$
$\gamma p \rightarrow p\pi^0$	0	$\frac{1}{2}(c_6 + c_7)$	$\frac{1}{2}(c_6 + c_7)$	0
$\gamma p \rightarrow n\pi^+$	0	$\frac{1}{\sqrt{2}}(c_6 + c_7)$	$\frac{1}{\sqrt{2}}c_7$	0
$\gamma n \rightarrow p\pi^-$	0	$\frac{1}{\sqrt{2}}c_7$	$\frac{1}{\sqrt{2}}(c_6 + c_7)$	0
$\gamma n \rightarrow n\pi^0$	0	$-\frac{1}{2}c_7$	$-\frac{1}{2}c_7$	0

TABLE IV: Tree level amplitude constants for each channel at $\mathcal{O}(q^2)$.

3. $O(q^{5/2})$ order

$$\begin{aligned}
\mathcal{M}_{(b)}^{\mu(5/2)} = D_{II} \frac{eh_A g_M}{24F_\pi m_N m_\Delta (m_\Delta + m_N) (m_\Delta^2 - s - i\Gamma_\Delta m_\Delta)} \Big[& \\
& \left\{ m_N (m_N^4 + m_N^2 (-M_\pi^2 + Q^2 + 2s) + M_\pi^2 (s - Q^2) + s (-Q^2 + 3s - 6u)) \right. \\
& \left. - m_\Delta (3m_N^4 + m_N^2 (M_\pi^2 - Q^2 - 10s) + M_\pi^2 (5Q^2 - s) + s (Q^2 + s + 6u)) \right\} V_1^\mu \\
& + \left\{ 2Q^2 (m_N^2 - 4m_N m_\Delta - M_\pi^2 - 5s) + 6(m_N m_\Delta + s) (2m_N^2 - s - u) \right\} V_2^\mu \\
& + \left\{ Q^2 (m_N^2 - 10m_N m_\Delta - M_\pi^2 + s) + 3(s - u) (m_N m_\Delta + s) \right\} V_3^\mu \\
& + \left\{ Q^2 (m_N^2 - 4m_N m_\Delta - M_\pi^2 - 5s) + m_N m_\Delta (2m_N^2 + 4M_\pi^2 - 3(5s + u)) \right. \\
& \left. - s (6m_N^2 - 4M_\pi^2 + 7s + 3u) \right\} V_4^\mu \\
& + \left\{ -m_N^4 + m_\Delta (8m_N^3 - 4m_N M_\pi^2 + 8m_N s) + Q^2 (-m_N^2 + 4m_N m_\Delta + M_\pi^2 + 5s) \right. \\
& \left. + m_N^2 (M_\pi^2 + 6s) + s (-5M_\pi^2 + 5s + 6u) \right\} V_5^\mu \\
& + \left\{ 2m_N (m_N^2 - M_\pi^2 - 9s) - 2m_\Delta (9m_N^2 + M_\pi^2 + 2s - 3u) \right\} V_6^\mu \\
& + \left\{ -m_\Delta (3m_N^2 + M_\pi^2 - 4s - 3u) + m_N (m_N^2 - M_\pi^2 + 3s) + 6Q^2 m_\Delta \right\} V_7^\mu \\
& + \left\{ m_\Delta (-5m_N^2 - 5M_\pi^2 + 2s + 3u) + m_N (m_N^2 - M_\pi^2 - s) \right\} V_8^\mu \Big], \tag{59}
\end{aligned}$$

$$\begin{aligned}
\mathcal{M}_{(c)}^{\mu(5/2)} = D_{III} \frac{eh_A g_M}{24F_\pi m_N m_\Delta (m_\Delta + m_N) (m_\Delta^2 - u)} \left[\right. \\
& \left. \left\{ m_N \left(u \left(2m_N^2 + M_\pi^2 - Q^2 - 6s \right) + (m_N - M_\pi)(m_N + M_\pi) \left(m_N^2 + Q^2 \right) + 3u^2 \right) \right. \right. \\
& \left. \left. - m_\Delta \left(3m_N^4 + m_N^2 \left(M_\pi^2 - Q^2 - 10u \right) + M_\pi^2 \left(5Q^2 - u \right) + u \left(Q^2 + 6s + u \right) \right) \right\} V_1^\mu \right. \\
& + \left\{ 2Q^2 \left(-m_N^2 + 4m_N m_\Delta + M_\pi^2 + 5u \right) - 6 \left(2m_N^2 - s - u \right) \left(m_N m_\Delta + u \right) \right\} V_2^\mu \\
& + \left\{ Q^2 \left(m_N^2 - 10m_N m_\Delta - M_\pi^2 + u \right) - 3(s - u) \left(m_N m_\Delta + u \right) \right\} V_3^\mu \\
& + \left\{ -2m_N^4 + Q^2 \left(-m_N^2 + 4m_N m_\Delta + M_\pi^2 + 5u \right) \right. \\
& \left. + m_N m_\Delta \left(18m_N^2 - 4M_\pi^2 - 3s + u \right) + 2m_N^2 \left(M_\pi^2 + 3u \right) + 3u \left(-2M_\pi^2 + 3s + u \right) \right\} V_4^\mu \\
& + \left\{ m_N^4 + Q^2 \left(m_N^2 - 4m_N m_\Delta - M_\pi^2 - 5u \right) + 4m_N m_\Delta \left(-2m_N^2 + M_\pi^2 - 2u \right) \right. \\
& \left. - m_N^2 \left(M_\pi^2 + 6u \right) + u \left(5M_\pi^2 - 6s - 5u \right) \right\} V_5^\mu \\
& + \left\{ 2m_\Delta \left(9m_N^2 + M_\pi^2 - 3s + 2u \right) + 2m_N \left(-m_N^2 + M_\pi^2 + 9u \right) \right\} V_6^\mu \\
& + \left\{ -m_\Delta \left(3m_N^2 + M_\pi^2 - 3s - 4u \right) + m_N \left(m_N^2 - M_\pi^2 + 3u \right) + 6Q^2 m_\Delta \right\} V_7^\mu \\
& \left. + \left\{ m_\Delta \left(-5m_N^2 - 5M_\pi^2 + 3s + 2u \right) + m_N \left(m_N^2 - M_\pi^2 - u \right) \right\} V_8^\mu \right], \tag{60}
\end{aligned}$$

where $\Gamma_\Delta(s)$ is the energy-dependent width given by [88]

$$\Gamma_\Delta(s) = \frac{(h_A/2)^2 \Lambda^{3/2}(s, M_\pi^2, m_N^2)}{192\pi F_\pi s^3} \left((s - M_\pi^2 + m_N^2) m_\Delta + 2sm_N \right) \theta \left(s - (m_N + M_\pi)^2 \right), \tag{61}$$

with $\Lambda(x, y, z) = (x - y - z)^2 - 4yz$ the Källén function and $\theta(x)$ the unit step function. The constants D_{II} and D_{III} are presented in Table V.

Channel	D_{II}	D_{III}
$\gamma^* p \rightarrow p\pi^0$	1	-1
$\gamma^* p \rightarrow n\pi^+$	$-\frac{1}{\sqrt{2}}$	$-\frac{1}{\sqrt{2}}$
$\gamma^* n \rightarrow p\pi^-$	$\frac{1}{\sqrt{2}}$	$\frac{1}{\sqrt{2}}$
$\gamma^* n \rightarrow n\pi^0$	1	-1

TABLE V: Tree level amplitude constants for each channel at $O(q^{5/2})$.

4. $O(q^3)$ order

$$\begin{aligned}
\mathcal{M}_{(a)}^{\mu(3)} = & C_{Ia}^{(3)} \frac{e}{F_\pi m_N} \left(V_4^\mu (-4m_N^2 + 2M_\pi^2 - 2Q^2 - 3s - u) + 2V_5^\mu (2m_N^2 - M_\pi^2 + Q^2 + s + u) \right. \\
& + V_2^\mu (4m_N^2 - 2(2Q^2 + s + u)) + 2m_N(s - u)V_1^\mu - 8m_N V_6^\mu + (s - u)V_3^\mu \Big) \\
& + C_{Ib}^{(3)} \left[\frac{\sqrt{2}(d_{18} - 2d_{16})eM_\pi^2}{F_\pi} V_1^\mu \right. \\
& + \frac{d_{20}e}{\sqrt{2}F_\pi m_N^2} \left(\frac{1}{4}(V_7^\mu - V_8^\mu)(2m_N^2 + 2M_\pi^2 - s - u) + \frac{1}{2}(s - u)V_6^\mu \right. \\
& + \left. \frac{1}{4}V_1^\mu (2m_N^4 + Q^2(-2m_N^2 - 2M_\pi^2 + s + u) + 2m_N^2(M_\pi^2 - s - u) - M_\pi^2(s + u) + 2su) \right) \\
& + \left. \frac{d_{21}e}{F_\pi} \left(\frac{(2m_N^2 - s - u)}{\sqrt{2}} V_1^\mu + \sqrt{2}V_7^\mu \right) + \frac{d_{22}e}{F_\pi} \left(\frac{V_1^\mu (-2m_N^2 + 2Q^2 + s + u)}{2\sqrt{2}} + \frac{V_8^\mu - V_7^\mu}{\sqrt{2}} \right) \right],
\end{aligned} \tag{62}$$

$$\mathcal{M}_{(b,\gamma 1\pi 3)}^{\mu(3)} = C_{IIa}^{(3)} \frac{(d_{18} - 2d_{16})eM_\pi^2}{F_\pi} \left(V_1^\mu + \frac{2m_N(2V_2^\mu + V_3^\mu + V_4^\mu - V_5^\mu)}{m_N^2 - s} \right), \tag{63}$$

$$\mathcal{M}_{(b,\gamma 3\pi 1)}^{\mu(3)} = C_{IIb}^{(3)} \frac{e g_A}{4F_\pi} \left(Q^2 \left(\frac{2(2V_6^\mu + V_7^\mu)}{m_N^2 - s} - \frac{(3m_N^2 + s)(2V_2^\mu + V_3^\mu)}{m_N(m_N^2 - s)} \right) + \left(\frac{s}{m_N} + 3m_N \right) V_4^\mu - 2V_8^\mu \right), \tag{64}$$

$$\mathcal{M}_{(c,\gamma 1\pi 3)}^{\mu(3)} = C_{IIIa}^{(3)} \frac{(d_{18} - 2d_{16})eM_\pi^2}{F_\pi} \left(-V_1^\mu + \frac{2m_N(2V_2^\mu - V_3^\mu + V_4^\mu - V_5^\mu)}{m_N^2 - u} \right), \tag{65}$$

$$\mathcal{M}_{(c:\gamma 3\pi 1)}^{\mu(3)} = C_{IIIb}^{(3)} \frac{e g_A}{4 F_\pi} \left(Q^2 \left(\frac{2(2V_6^\mu - V_7^\mu)}{m_N^2 - u} - \frac{(3m_N^2 + u)(2V_2^\mu - V_3^\mu)}{m_N(m_N^2 - u)} \right) - \left(\frac{u}{m_N} + 3m_N \right) V_4^\mu + 2V_8^\mu \right), \quad (66)$$

$$\mathcal{M}_{(d:N 3\pi 2)}^{\mu(3)} = C_{IV}^{(3)} \frac{2\sqrt{2}(d_{18} - 2d_{16})em_N M_\pi^2 (2V_3^\mu - V_4^\mu)}{F_\pi(-2m_N^2 + Q^2 + s + u)}, \quad (67)$$

$$\mathcal{M}_{(d:N 1\pi 4)}^{\mu(3)} = C_{IV}^{(3)} \frac{e g_A}{F_\pi^3} \left(-\frac{2\sqrt{2}l_4 m_N M_\pi^2 (2V_3^\mu - V_4^\mu)}{-2m_N^2 + Q^2 + s + u} - \frac{\sqrt{2}l_6 m_N (V_4^\mu (-2m_N^2 + s + u) + 2Q^2 V_3^\mu)}{-2m_N^2 + Q^2 + s + u} \right), \quad (68)$$

$$\mathcal{M}_{(g)}^{\mu(3)} = C_{IV}^{(1)} \frac{\sqrt{2}em_N g_A (2V_3^\mu - V_4^\mu)}{F_\pi(-2m_N^2 + Q^2 + s + u)} \xi, \quad (69)$$

where

$$\xi = \frac{2M_\pi^2}{F_\pi} \left(\frac{M_\pi^2}{2m_N^2 - Q^2 - s - u} l_3 - l_4 \right), \quad (70)$$

and the corresponding constants $C_{Ia}^{(3)}, \dots, C_{IV}^{(3)}$ are defined in Table VI.

Channel	$C_{Ia}^{(3)}$	$C_{Ib}^{(3)}$	$C_{IIa}^{(3)}$	$C_{IIb}^{(3)}$	$C_{IIIa}^{(3)}$	$C_{IIIb}^{(3)}$	$C_{IV}^{(3)}$
$\gamma^* p \rightarrow p\pi^0$	$d_8 + d_9$	0	1	$2d_7 + d_6$	1	$2d_7 + d_6$	0
$\gamma^* p \rightarrow n\pi^+$	$\sqrt{2}d_9$	-1	$\sqrt{2}$	$\sqrt{2}(2d_7 + d_6)$	0	$\sqrt{2}(2d_7 - d_6)$	1
$\gamma^* n \rightarrow p\pi^-$	$\sqrt{2}d_9$	1	0	$\sqrt{2}(2d_7 - d_6)$	$\sqrt{2}$	$\sqrt{2}(2d_7 + d_6)$	-1
$\gamma^* n \rightarrow n\pi^0$	$d_8 - d_9$	0	0	$-(2d_7 - d_6)$	0	$-(2d_7 - d_6)$	0

TABLE VI: Tree level amplitude constants for each channel at $\mathcal{O}(q^3)$.

C. EOMS β functions

For the parameters m and g , from $\mathcal{L}_{\pi N}^{(1)}$, we get

$$\tilde{\beta}_m = -\frac{3}{2}g^2 \bar{A}_0 [m^2], \quad \tilde{\beta}_g = g^3 m + \frac{(2 - g^2)g}{m} \bar{A}_0 [m^2], \quad (71)$$

where

$$\bar{A}_0 [m^2] = -m^2 \log \frac{m^2}{\mu^2}, \quad (72)$$

is the $\overline{\text{MS}}$ -renormalized scalar 1-point Passarino-Veltman function with μ the renormalization scale introduced in the dimensional regularization. For the second order LECs in $\mathcal{L}_N^{(2)}$ we have [71]

$$\widetilde{\beta}_{c_1} = \frac{3}{8}g^2 + \frac{3g^2}{8m^2}\overline{A}_0[m^2], \quad \widetilde{\beta}_{c_6} = -5g^2m, \quad \widetilde{\beta}_{c_7} = 4g^2m. \quad (73)$$

In this case, as we are using in practice the $\mathcal{O}(p^2)$ nucleon mass, $m_2 = m - 4c_1M_\pi^2$, it's easy to see that the corresponding EOMS shift results in

$$m_2 = \widetilde{m}_2 + \frac{m(\widetilde{\beta}_m - 4M_\pi^2\widetilde{\beta}_{c_1})}{16\pi^2F^2}. \quad (74)$$

D. Wave function renormalization

The wave function renormalization of the external legs, in the EOMS scheme, is written as

$$\mathcal{Z}_N = 1 + \delta_{\mathcal{Z}_N}^{(2)} + \mathcal{O}(p^3), \quad \mathcal{Z}_\pi^{(2)} = 1 + \delta_{\mathcal{Z}_\pi}^{(2)} + \mathcal{O}(p^3), \quad (75)$$

where

$$\delta_{\mathcal{Z}_N}^{(2)} = -\frac{3g_A^2}{64\pi^2F_\pi^2(M_\pi^2 - 4m_N^2)} \left\{ 4M_\pi^2 \left(A_0[m_N^2] + (M_\pi^2 - 3m_N^2) B_0[m_N^2, M_\pi^2, m_N^2] - m_N^2 \right) + (12m_N^2 - 5M_\pi^2) A_0[M_\pi^2] \right\}, \quad (76)$$

$$\delta_{\mathcal{Z}_\pi}^{(2)} = -\frac{2}{3F_\pi^2} \left\{ 3l_4M_\pi^2 + \frac{A_0[M_\pi^2]}{16\pi^2} \right\}. \quad (77)$$

E. Chiral expansions for physical quantities in the EOMS scheme

For the nucleon mass, m_N , we have

$$m_N = \widetilde{m} - 4\widetilde{c}_1M_\pi^2 + \widetilde{\delta}_m^{(3)} + \mathcal{O}(p^4), \quad (78)$$

$$\widetilde{m}_2 = \widetilde{m} - 4\widetilde{c}_1M_\pi^2 = m_N - \widetilde{\delta}_m^{(3)} + \mathcal{O}(p^4), \quad (79)$$

with

$$\widetilde{\delta}_m^{(3)} = \frac{3g_A^2m_NM_\pi^2}{32\pi^2F_\pi^2} \left\{ \overline{B}_0[m_N^2, M_\pi^2, m_N^2] - \left(1 + \frac{\overline{A}_0[m_N^2]}{m_N^2} \right) \right\}. \quad (80)$$

For the pion mass we have

$$M_\pi^2 = M^2 \left(1 + \delta_{M_\pi}^{(2)}\right) + O(p^6), \quad (81)$$

where

$$\delta_{M_\pi}^{(2)} = \frac{2l_3^r M_\pi^2}{F_\pi^2} - \frac{\bar{A}_0[M_\pi^2]}{32\pi^2 F_\pi^2}. \quad (82)$$

For the axial coupling constant, we have

$$g_A = \bar{g} \left(1 + \frac{4d_{16}^r M_\pi^2}{\bar{g}} + \bar{\delta}_{g_A}^{(2)} + O(p^3)\right) \quad (83)$$

where

$$\begin{aligned} \bar{\delta}_{g_A}^{(2)} = & \frac{1}{16\pi^2 F_\pi^2 (4m_N^2 - M_\pi^2)} \left\{ 4g_A^2 M_\pi^2 \bar{A}_0[m_N^2] + \left((8g_A^2 + 4)m_N^2 - (4g_A^2 + 1)M_\pi^2 \right) \bar{A}_0[M_\pi^2] \right. \\ & \left. + M_\pi^2 \left((3g_A^2 + 2)M_\pi^2 - 8(g_A^2 + 1)m_N^2 \right) \bar{B}_0[m_N^2, M_\pi^2, m_N^2] - 4g_A^2 m_N^2 \right\}, \end{aligned} \quad (84)$$

For the pion decay constant

$$F_\pi = F \left(1 + \delta_{F_\pi}^{(2)} + O(p^3)\right), \quad (85)$$

where

$$\delta_{F_\pi}^{(2)} = \frac{l_4^r M_\pi^2}{F_\pi^2} + \frac{\bar{A}_0[M_\pi^2]}{16\pi^2 F_\pi^2}. \quad (86)$$

Note here that l_4^r and d_{16}^r are $\overline{\text{MS}}$ -renormalized LECs.

-
- [1] J. Steinberger, W. Panofsky, and J. Steller, Phys. Rev. **78**, 802 (1950).
[2] N. M. Kroll and M. A. Ruderman, Phys. Rev. **93**, 233 (1954), URL <https://link.aps.org/doi/10.1103/PhysRev.93.233>.
[3] P. De Baenst, Nucl. Phys. **B24**, 633 (1970).
[4] A. I. Vainshtein and V. I. Zakharov, Nucl. Phys. **B36**, 589 (1972).
[5] R. J. Walker, T. R. Palfrey, R. O. Haxby, and B. M. K. Nefkens, Phys. Rev. **132**, 2656 (1963).
[6] V. Rossi et al., Nuovo Cim. **A13**, 59 (1973).

- [7] M. Salomon, D. F. Measday, J. M. Poutissou, and B. C. Robertson, Nucl. Phys. **A414**, 493 (1984).
- [8] E. Mazzucato et al., Phys. Rev. Lett. **57**, 3144 (1986).
- [9] R. Beck, F. Kalleicher, B. Schoch, J. Vogt, G. Koch, H. Stroher, V. Metag, J. C. McGeorge, J. D. Kellie, and S. J. Hall, Phys. Rev. Lett. **65**, 1841 (1990).
- [10] D. Drechsel and L. Tiator, J. Phys. **G18**, 449 (1992).
- [11] V. Bernard, N. Kaiser, J. Gasser, and U.-G. Meissner, Phys. Lett. **B268**, 291 (1991).
- [12] J. Gasser, M. E. Sainio, and A. Svarc, Nucl. Phys. **B307**, 779 (1988).
- [13] E. E. Jenkins and A. V. Manohar, Phys. Lett. **B255**, 558 (1991).
- [14] E. E. Jenkins and A. V. Manohar, Phys. Lett. **B259**, 353 (1991).
- [15] T. Becher and H. Leutwyler, Eur. Phys. J. **C9**, 643 (1999), hep-ph/9901384.
- [16] T. Fuchs, J. Gegelia, G. Japaridze, and S. Scherer, Phys. Rev. **D68**, 056005 (2003), hep-ph/0302117.
- [17] V. Bernard, N. Kaiser, J. Kambor, and U.-G. Meißner, Nucl. Phys. **B388**, 315 (1992).
- [18] V. Bernard, N. Kaiser, and U.-G. Meissner, Nucl. Phys. **B383**, 442 (1992).
- [19] V. Bernard, N. Kaiser, and U.-G. Meissner, Phys. Rev. Lett. **69**, 1877 (1992).
- [20] V. Bernard, N. Kaiser, T. Lee, and U.-G. Meissner, Phys. Rept. **246**, 315 (1994), hep-ph/9310329.
- [21] V. Bernard, N. Kaiser, and U.-G. Meissner, Phys. Rev. Lett. **74**, 3752 (1995), hep-ph/9412282.
- [22] V. Bernard, N. Kaiser, and U.-G. Meissner, Z. Phys. C **70**, 483 (1996), hep-ph/9411287.
- [23] V. Bernard, N. Kaiser, and U.-G. Meissner, Phys. Lett. B **378**, 337 (1996), hep-ph/9512234.
- [24] V. Bernard, N. Kaiser, and U.-G. Meissner, Phys. Lett. B **383**, 116 (1996), hep-ph/9603278.
- [25] V. Bernard, N. Kaiser, and U.-G. Meissner, Nucl. Phys. A **607**, 379 (1996), [Erratum: Nucl.Phys.A 633, 695–697 (1998)], hep-ph/9601267.
- [26] H. W. Fearing, T. R. Hemmert, R. Lewis, and C. Unkmeir, Phys. Rev. C **62**, 054006 (2000), hep-ph/0005213.
- [27] V. Bernard, N. Kaiser, and U.-G. Meissner, Eur. Phys. J. **A11**, 209 (2001), hep-ph/0102066.
- [28] M. O. Distler et al., Phys. Rev. Lett. **80**, 2294 (1998).
- [29] H. Merkel et al., Phys. Rev. Lett. **88**, 012301 (2002), nucl-ex/0108020.
- [30] H. Merkel et al. (2011), 1109.5075.
- [31] V. Bernard, Prog. Part. Nucl. Phys. **60**, 82 (2008), 0706.0312.
- [32] M. Weis et al. (A1), Eur. Phys. J. **A38**, 27 (2008), 0705.3816.
- [33] M. Hilt, B. C. Lehnhart, S. Scherer, and L. Tiator, Phys. Rev. **C88**, 055207 (2013), 1309.3385.
- [34] D. Hornidge et al. (A2, CB-TAPS), Phys. Rev. Lett. **111**, 062004 (2013), 1211.5495.

- [35] M. Hilt, S. Scherer, and L. Tiator, Phys. Rev. **C87**, 045204 (2013), 1301.5576.
- [36] C. Fernandez-Ramirez and A. M. Bernstein, Phys. Lett. **B724**, 253 (2013), 1212.3237.
- [37] A. N. Hiller Blin, T. Ledwig, and M. J. Vicente Vacas, Phys. Lett. **B747**, 217 (2015), 1412.4083.
- [38] A. N. Hiller Blin, T. Ledwig, and M. J. Vicente Vacas, Phys. Rev. **D93**, 094018 (2016), 1602.08967.
- [39] T. R. Hemmert, B. R. Holstein, and J. Kambor, Phys. Lett. **B395**, 89 (1997), hep-ph/9606456.
- [40] L. W. Cawthorne and J. A. McGovern, PoS **CD15**, 072 (2016), 1510.09136.
- [41] T. E. O. Ericson and W. Weise, Pions and Nuclei, vol. 74 (Clarendon Press, Oxford, UK, 1988), ISBN 0198520085, URL <http://www-spires.fnal.gov/spires/find/books/www?cl=QC793.5.M42E75::1988>.
- [42] G. H. Guerrero Navarro, M. Vicente Vacas, A. N. H. Blin, and D.-L. Yao, Phys. Rev. D **100**, 094021 (2019), 1908.00890.
- [43] V. Lensky and V. Pascalutsa, Eur. Phys. J. **C65**, 195 (2010), 0907.0451.
- [44] A. Hiller Blin, T. Gutsche, T. Ledwig, and V. E. Lyubovitskij, Phys. Rev. **D92**, 096004 (2015), 1509.00955.
- [45] M. Thürmann, E. Epelbaum, A. M. Gasparyan, and H. Krebs (2020), 2007.08438.
- [46] J. M. Alarcon, J. Martin Camalich, and J. A. Oller, Annals Phys. **336**, 413 (2013), 1210.4450.
- [47] D.-L. Yao, D. Siemens, V. Bernard, E. Epelbaum, A. M. Gasparyan, J. Gegelia, H. Krebs, and U.-G. Meißner, JHEP **05**, 038 (2016), 1603.03638.
- [48] D.-L. Yao, L. Alvarez-Ruso, A. N. Hiller Blin, and M. J. Vicente Vacas, Phys. Rev. **D98**, 076004 (2018), 1806.09364.
- [49] D.-L. Yao, L. Alvarez-Ruso, and M. J. Vicente Vacas, Phys. Lett. **B794**, 109 (2019), 1901.00773.
- [50] T. Ledwig, J. Martin Camalich, L. S. Geng, and M. J. Vicente Vacas, Phys. Rev. **D90**, 054502 (2014), 1405.5456.
- [51] D.-L. Yao, L. Alvarez-Ruso, and M. J. Vicente-Vacas, Phys. Rev. **D96**, 116022 (2017), 1708.08776.
- [52] L. S. Geng, J. Martin Camalich, and M. J. Vicente Vacas, Phys. Lett. **B676**, 63 (2009), 0903.0779.
- [53] A. N. Hiller Blin, Phys. Rev. **D96**, 093008 (2017), 1707.02255.
- [54] X.-L. Ren, L. Geng, J. Meng, and H. Toki, Phys. Rev. **D87**, 074001 (2013), 1302.1953.
- [55] S. Schumann et al. (MAINZ-A2), Phys. Lett. B **750**, 252 (2015).
- [56] W. Briscoe, A. Kudryavtsev, I. Strakovsky, V. Tarasov, and R. Workman (2020), 2004.01742.
- [57] G. F. Chew, M. L. Goldberger, F. E. Low, and Y. Nambu, Phys. Rev. **106**, 1345 (1957).
- [58] P. Dennery, Phys. Rev. **124**, 2000 (1961).

- [59] E. Amaldi, S. Fubini, and G. Furlan, Springer Tracts Mod. Phys. **83**, 1 (1979).
- [60] M. Hilt, Ph.D. thesis, Mainz U. (2011), URL https://publications.UB.Uni-Mainz.DE/theses/frontdoor.php?source_opus=2991&la=de.
- [61] G. Knochlein, D. Drechsel, and L. Tiator, Z. Phys. **A352**, 327 (1995), nucl-th/9506029.
- [62] V. Pascalutsa and D. R. Phillips, Phys. Rev. **C67**, 055202 (2003), nucl-th/0212024.
- [63] N. Fettes, U.-G. Meißner, M. Mojzis, and S. Steininger, Annals Phys. **283**, 273 (2000), [Erratum: Annals Phys.288,249(2001)], hep-ph/0001308.
- [64] R. Mertig, M. Bohm, and A. Denner, Comput. Phys. Commun. **64**, 345 (1991).
- [65] V. Shtabovenko, R. Mertig, and F. Orellana, Comput. Phys. Commun. **207**, 432 (2016), 1601.01167.
- [66] H. Lehmann, K. Symanzik, and W. Zimmermann, Nuovo Cim. **1**, 205 (1955).
- [67] V. Pascalutsa, Prog. Part. Nucl. Phys. **61**, 27 (2008), 0712.3919.
- [68] V. Pascalutsa, M. Vanderhaeghen, and S. N. Yang, Phys. Rept. **437**, 125 (2007), hep-ph/0609004.
- [69] T. Bauer, J. C. Bernauer, and S. Scherer, Phys. Rev. **C86**, 065206 (2012), 1209.3872.
- [70] M. Tanabashi et al. (Particle Data Group), Phys. Rev. D **98**, 030001 (2018).
- [71] T. Fuchs, J. Gegelia, and S. Scherer, J. Phys. **G30**, 1407 (2004), nucl-th/0305070.
- [72] V. Bernard, E. Epelbaum, H. Krebs, and U.-G. Meißner, Phys. Rev. **D87**, 054032 (2013), 1209.2523.
- [73] E. Epelbaum, H. Krebs, and U.-G. Meißner, Eur. Phys. J. **A51**, 53 (2015), 1412.0142.
- [74] D. Siemens, V. Bernard, E. Epelbaum, A. Gasparyan, H. Krebs, and U.-G. Meißner, Phys. Rev. **C94**, 014620 (2016), 1602.02640.
- [75] B. Kubis and U.-G. Meissner, Nucl. Phys. A **679**, 698 (2001), hep-ph/0007056.
- [76] H. B. van den Brink et al., Nucl. Phys. **A612**, 391 (1997).
- [77] K. I. Blomqvist et al., Z. Phys. **A353**, 415 (1996).
- [78] A. Liesenfeld et al. (A1), Phys. Lett. **B468**, 20 (1999), nucl-ex/9911003.
- [79] D. Baumann, Ph.D. thesis, Johannes Gutenberg-Universität, Mainz (2005), URL <http://www1.kph.uni-mainz.de/A1/publications/doctor/baumannnd.pdf>.
- [80] I. Friščić et al. (A1), Phys. Lett. **B766**, 301 (2017), 1606.00970.
- [81] L. Alvarez-Ruso, Y. Hayato, and J. Nieves, New J. Phys. **16**, 075015 (2014), 1403.2673.
- [82] A. Schmidt et al., Phys. Rev. Lett. **87**, 232501 (2001), [Erratum: Phys. Rev. Lett.110,039903(2013)], nucl-ex/0105010.
- [83] S. Schumann et al., Eur. Phys. J. **A43**, 269 (2010), 1001.3626.
- [84] D. H. White, R. M. Schectman, and B. M. Chasan, Phys. Rev. **120**, 614 (1960).

- [85] M. Wang, Ph. D. thesis, University of Kentucky (1992).
- [86] J. S. Ball, Phys. Rev. **124**, 2014 (1961).
- [87] B. Pasquini, D. Drechsel, and L. Tiator, Eur. Phys. J. **A34**, 387 (2007), 0712.2327.
- [88] J. Gegelia, U.-G. Meißner, D. Siemens, and D.-L. Yao, Phys. Lett. **B763**, 1 (2016), 1608.00517.