
Learning abstract structure for drawing by efficient motor program induction

Lucas Y. Tian

Brain and Cognitive Sciences, MIT
lyt@mit.edu

Kevin Ellis

Brain and Cognitive Sciences, MIT
ellisk@mit.edu

Marta Kryven

Brain and Cognitive Sciences, MIT
mkryven@mit.edu

Joshua B. Tenenbaum

Brain and Cognitive Sciences, MIT
jbt@mit.edu

Abstract

Humans flexibly solve new problems that differ qualitatively from those they were trained on. This ability to generalize is supported by learned concepts that capture structure common across different problems. Here we develop a naturalistic drawing task to study how humans rapidly acquire structured prior knowledge. The task requires drawing visual objects that share underlying structure, based on a set of composable geometric rules. We show that people spontaneously learn abstract drawing procedures that support generalization, and propose a model of how learners can discover these reusable drawing programs. Trained in the same setting as humans, and constrained to produce efficient motor actions, this model discovers new drawing routines that transfer to test objects and resemble learned features of human sequences. These results suggest that two principles guiding motor program induction in the model - abstraction (general programs that ignore object-specific details) and compositionality (recombining previously learned programs) - are key for explaining how humans learn structured internal representations that guide flexible reasoning and learning.

1 Introduction

A long-term goal of Artificial Intelligence (AI) is to build machines that can quickly learn to solve qualitatively new problems. Inspiration may be gained from humans, who readily solve many kinds of tasks without extensive supervision or experience, such as understanding the meaning of new words, or rapidly learning new video games [1]. These abilities are partly supported by learned internal models, or inductive biases, the structure of which captures regularities useful for reasoning about new situations (e.g., real-world object categories and their relations, or causal rules in video games) [2, 3, 4, 5, 6, 7]. In this work we adopt a scientific goal, rather than an engineering goal: to probe diagnostic elements of how humans *acquire* structured prior knowledge, and to understand it in computational terms.

To study such learning in a controlled setting, we introduce a drawing task to probe rapid, few-shot updating of structured internal models after brief experience. On its surface, the task is simple: to copy, by drawing, a series of novel visual objects. However, *how* people draw provides rich insight into their internal representations and prior knowledge. This is intuitive when one considers the inherent ambiguity in how even simple line-drawings should be copied. How do different line segments group into coherent objects? How are those objects related? Drawing is therefore a window into how reasoning and problem-solving is guided by structured prior knowledge, including concepts as diverse as geometry, real-world objects, and geological formations [8, 9, 10, 4, 11, 12, 13]. For

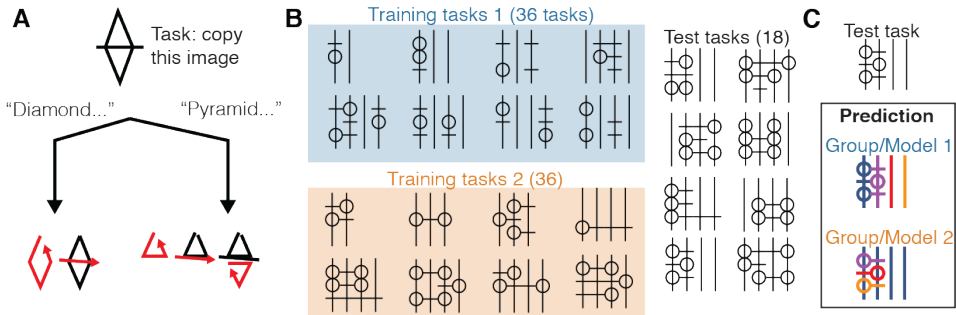


Figure 1: Background and overview. **(A)** Prior knowledge influences how people draw. Consider how one might draw the object on top. Drawing tends to differ depending on what structural description is associated with the object - "Diamond with a cross-line" vs. "Pyramid and its reflection" [8]. **(B)** Representative tasks in Training sets 1 and 2, and in the common Test set. **(C)** Hypothesized behavior on test tasks that would be diagnostic of learned abstract structure.

example, consider copying the object in Figure 1A. The order of strokes people use to copy this object depends whether it is described as a "diamond with a cross-line" or an "Egyptian pyramid and its reflection on water" (Figure 1A) [8].

How prior knowledge guiding drawing is learned has been the subject of descriptive studies of drawing behavior across children and adults (e.g., [13, 8, 9, 14]). Other studies have described single-session learning of specific objects, such as cubes or prisms (e.g., [15, 16]). Our goal is to extend prior studies by combining a focus on learning that is rapid and generalizable with a formal computational account of this rapid learning.

Motivated by prior empirical and theoretical studies (and supported *post hoc* by behavior in this study), we model learning by incorporating two key principles: *abstraction* and *compositionality*. Abstract refers to higher-order structure that is independent of object-specific features. In principle, this supports reasoning that is flexible even in novel situations that differ in lower-level features; e.g., the concept of *repeat* can apply to any simple drawn object [7, 17, 3, 18, 19]. Compositional refers to complex concepts learned by combining simpler conceptual building blocks. E.g., *repeat* and *hexagon* can be combined to draw an object along the perimeter of an imaginary hexagon. Compositionality gives complexity and variation that extrapolates beyond direct training experience [5, 20, 7, 21, 17]. Our model realizes abstraction and compositionality through *program induction*. Concretely, it learns to synthesize abstract, compositional graphics programs from the same visual stimuli given to human subjects, drawing on recent neuro-symbolic program induction algorithms [22, 23].

Our behavioral data provides evidence that humans indeed perform few-shot updating of their inductive biases by learning program-like drawing procedures that guide generalization. We describe a program-induction algorithm that discovers new abstract, compositional, drawing routines given the same limited training data given to humans. Moreover, the model's learned drawing behavior captures certain diagnostic features of how humans generalize. These results suggest that abstraction and compositionality are key principles for explaining how humans rapidly learn program-like structure that guides reasoning and planning in drawing.

2 A neuro-symbolic model for learning compositional drawing programs

Our model is inspired by prior approaches modeling handwriting and drawing [24, 25, 10], AI models that learn structured inductive biases in other cognitive domains [26, 27, 17, 28], and models of perception as inference of symbolic descriptions [29, 19, 30, 19, 31, 32]. We model drawing behavior based on programs, or symbolic procedures representing a description of a drawing's parts—here, simple primitives such as lines and circles—and higher-order relations - e.g., repetition and hierarchy. For a given image, the model infers how to draw it by performing probabilistic inference over a space of drawing programs. Learning works by estimating a prior over programs in a hierarchical Bayesian fashion. Estimating this prior involves inducing new drawing subroutines that are useful for multiple drawing tasks, effectively caching and reusing motor program schemas. These learned subroutines are *abstract* and *compositional*. Finally, for comparison with human behavior, we convert these

programs into low-level motor actions. This conversion rests on a third principle relevant for action planning—*motor efficiency*—which is formalized by modeling a proxy for motor costs.

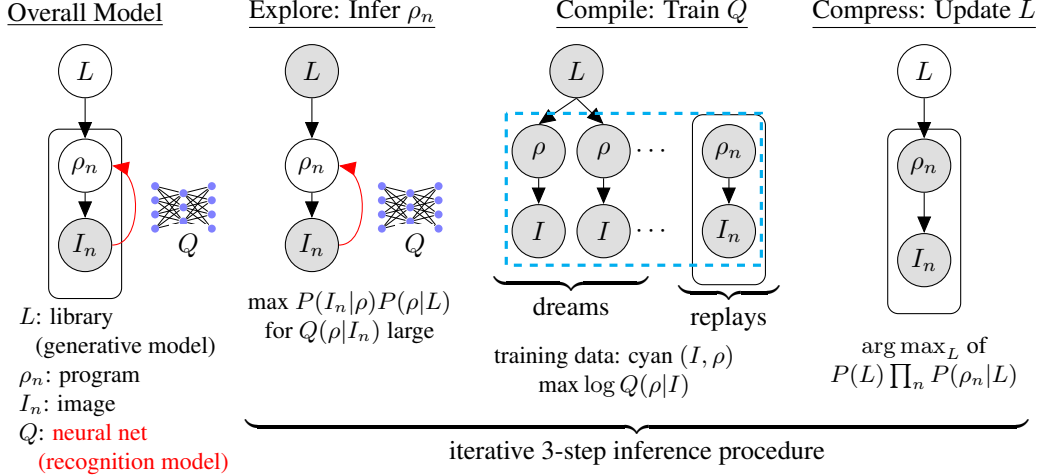


Figure 2: The Bayesian neurosymbolic program induction algorithm that underlies our computational model, based on [23, 33]. Left (“overall model”): Each observed image I_n is explained using a latent program ρ_n . The prior or inductive bias is modeled by an inventory or “library” of learned primitives, L . A neural network recognition model (red arrows) learns to map from images to a distribution over source code of programs likely to explain that image. Conditional distribution output by the network is notated $Q(\cdot|\cdot)$. Inference iterates through **Explore**, which searches programs ordered under Q and rescores them under true posterior $P(\cdot|L, I_n)$; **Compile**, which trains the neural network Q to search for image-explaining programs, training both on replays of programs from Explore and “dreams,” or samples from the learned prior; and **Compress**, which updates the prior by compressing out new compositional code abstractions which are incorporated into the library L .

Program-Induction Model We treat drawing as Bayesian inference over the most likely program ρ that generated each image. Programs are sampled from a generative model defined by a library of primitives L (models are initialized with the library in Table 1). The model recovers ρ maximizing:

$$P(\rho|I, L) \propto \underbrace{P(I|\rho)}_{\text{likelihood: } 1[\rho \text{ draws } I]} \times \underbrace{P(\rho|L)}_{\text{description-length prior}} \quad (1)$$

For test images we relax the likelihood function to pixel-wise L2 distance; see Suppl. Sect. 1.2.

The model learns from experience drawing. Given training images $\{I_n\}_{n=1}^N$ the model updates its library L by searching to maximize:

$$P(L|\{I_n\}_{n=1}^N) \propto \underbrace{P(L)}_{\text{description-length prior}} \times \prod_{n=1}^N \sum_{\rho} P(I_n|\rho)P(\rho|L) \quad (2)$$

Equations 1 and 2 are intractable, because they require computing the infinite set of all possible programs. We approximate inference using an iterative approach based on the DreamCoder program synthesis algorithm (Figure 2, Suppl. Sect 1; see [23, 33]). This alternates between inferring a program for each image (**Explore**), updating the library L with discovered subroutines used across program solutions (**Compress**), and training a neural network, $Q(\rho|I)$, to predict a probability distribution over programs ρ likely to explain image I (**Compile**). Learned subroutines can be abstract (e.g., taking as input arbitrary parameters or subprograms).

Converting programs to motor trajectories Programs ρ are structural descriptions that do not represent ordering of strokes. For example, a program that translates a vertical line four times could correspond to either a left-to-right or a right-to-left drawing sequence. Thus, we “ground” these

programs into possible motor trajectories t , defined for model and humans as an ordered list of segmented “strokes”, each stroke summarized by a feature vector (see “Analysis of behavior”). Each program ρ generates a set of *admissible* t , which includes all trajectories whose stroke-sequence can be aligned with the program’s syntax tree.

The probability of t given program ρ in the program induction (PI) model is therefore given by:

$$P(t|\rho) = \frac{\mathbb{1}[t \text{ admissible for } \rho]}{\sum_{t'} \mathbb{1}[t' \text{ admissible for } \rho]} \quad (3)$$

Table 1: Starting primitives in library L . Model learns an inductive bias over programs by inducing new subroutines that are built out of these primitives.

Primitive	Arg. types ¹	Returns	Description
line	none	D	Line with endpoints at (0,0) and (1,0)
circle	none	D	Unit circle centered at (0,0)
repeat	(D, n, T)	D	Drawing transformed by T n times
transform	(D, T)	D	Applies affine transformation T
reflect	(D, θ)	D	Reflects across axis defined by θ
connect	(D, D)	D	Union of two drawings
affine	(d, d, θ, s, o)	T	Translation (d, d) , rotation (θ) , scaling (s) in order o

Reweighting motor trajectories by motor cost Drawing is influenced by a variety of motor constraints [13, 10, 8, 24]. To bias the model toward efficient trajectories, we assign to each trajectory a score summarizing motor efficiency based on the statistics of human movement trajectories.

All possible motor trajectory permutations t for a given program p are assigned a motor cost. We define a *feature extractor* $\phi(\cdot)$ that maps a trajectory t to a trajectory-level real-valued feature vector $\phi(t)$ with four elements based *a priori* on known drawing biases [24, 8]: *start* (position of first stroke relative to top-left corner), *distance* (total movement distance), *direction* (direction of movements relative to the diagonal), and *verticality* (bias for vertical transitions) (see details in Suppl. Sect 2.2). Given an input image I , the model predicts a drawing trajectory t with probability

$$P(t|I) = \mathbb{1}[t \text{ draws } I] \frac{\exp(-\theta \cdot \phi(t))}{\sum_{t'} \mathbb{1}[t' \text{ draws } I] \exp(-\theta \cdot \phi(t'))} \quad (4)$$

for weight-vector θ , where $\theta \cdot \phi(t)$ is the cost of trajectory t . Given a set of N training images $\{I_n\}_{n=1}^N$ and paired motor trajectories $\{t_n^s\}_{n=1}^N$ for subject s , the model estimates for each subject θ^s via regularized maximum likelihood,

$$\theta^s = \arg \min_{\theta^s} \sum_{n=1}^N \underbrace{-\log P(t_n^s | I_n^s)}_{\text{depends on } \theta^s; \text{ Eq. 4}} + \lambda \|\theta^s\|_2^2 \quad (5)$$

with a suitable coefficient of regularization λ .

Finally, in the full model (i.e., “Hybrid”; see below) trajectories t for program p from the Program Induction model were reweighted using the Motor Cost model:

$$P(t|\rho, \theta^{gen}) = \frac{\mathbb{1}[t \text{ admissible for } \rho] \exp(-\theta^{gen} \cdot \phi(t))}{\sum_{t'} \mathbb{1}[t' \text{ admissible for } \rho] \exp(-\theta^{gen} \cdot \phi(t'))} \quad (6)$$

Where $\theta^{gen} = \frac{1}{S} \sum_{s=1}^S \theta^s$ is a set of *general* parameters averaged across all subjects.

Lesioned models The full model (HM) was compared to “lesioned” models in Table 2.

¹Types: D is a drawing (set of ink coordinates); N, θ, d, s, o are discretized parameters drawn from a multinomial distribution

Table 2: Models used in this study

Model	Training set	Abbrev.	Description
Null	none	Null	All trajectories, equal probability
Motor Cost	1, 2 (motor data)	MC1, MC2	All traj., w/group-specific cost
Program Induction	1, 2 (images)	PI1, PI2	Admissible traj., all equal probability
Hybrid	1, 2 (mot. & im.)	HM1, HM2	Admissible traj., w/across-group cost

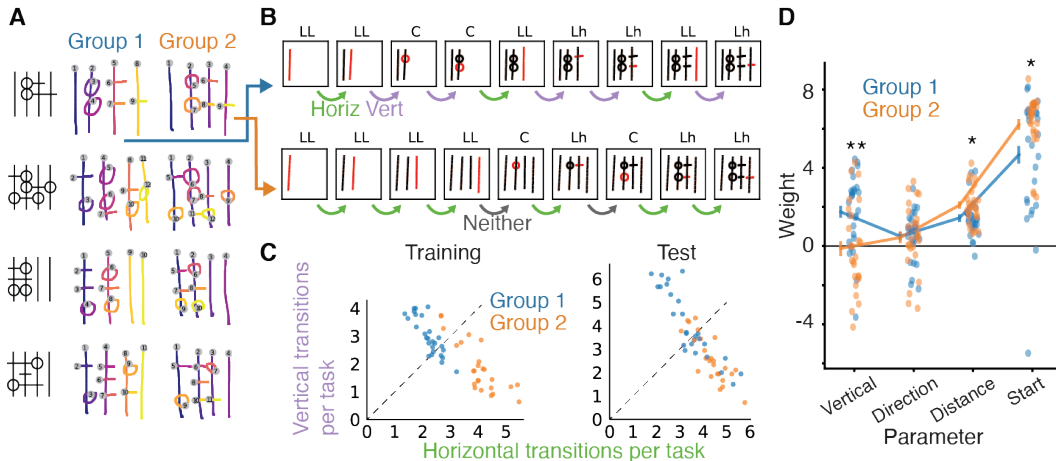


Figure 3: Single-session learning of structure in drawings. **(A)** Example drawing trajectories for two subjects (columns) on four test tasks (rows). Stroke order is indicated by both color (purple to yellow) and the number in grey dot. Grey dots also indicate start positions. **(B)** Example segmentations. Letter codes indicate stroke categories. **(C)** Stroke transitions were directionally biased. **(D)** MC feature weights for behavior on Test stimuli. Positive corresponds to a bias for transitions that are vertical, towards bottom-right, low distance, and for first stroke at top-left. *, **, $p < .05$, $.005$, t-test.

3 Experiments

3.1 Methods

The drawing task Humans and models copy visually-presented objects defined by simple objects and composed geometric rules (Figure 1). Humans were randomly split into two groups whose training sets differed in higher-order structure. Generalization was tested on a single common set of tasks. Therefore, differences in behavior on test stimuli are attributable to learning on the training sets.

Subjects Subjects [N = 104 (58 M, 44 F, 2 excluded due to incorrect copying of the objects or errors in saving data), Age = 35.0 +/- 9.3 (mean/SD)] were recruited on Amazon Mechanical Turk and paid \$3.00 for 15-20 minutes. Subjects gave informed consent. The study was approved by our institution’s Institutional Review Board.

Stimuli See examples in Figure 1C. Two sets of stimuli were generated using different probabilistic algorithms. Both had repeated vertical lines (2, 3, or 4), but differed in the other components. Set 1 had vertically grouped strokes (lines and circles) superimposed on the vertical lines, while Set 2 had horizontally-oriented groups of strokes, sampled from a library of objects (e.g. dumbbells (o-o), lollipops (-o) and poles (—)). We randomly generated 250 stimuli for each training set, from which we manually selected 36 representative samples. The common Test set included 18 manually designed ambiguous images.

Procedure The experiment was presented in a web browser using PsiTurk [34] on a touchscreen device (phone, tablet, or laptops). The instructions read: *You will learn to write letters from an alphabet of an alien civilization recently discovered by astronauts. Scientists would like to study how people learn to write new alphabets. Your task is to copy the letters. Try to be quick, but it is also*

important to be accurate! Letters are taken from the same alphabet. But letters get harder over time, so try to learn from the earlier trials! On each trial a single stimulus was presented top-center of the screen. The subjects copied it on “sketchpad” directly below the stimulus without explicit time constraints or evaluative feedback. Subjects first saw seven simple stimuli (e.g the first three stimuli in Figure 1C), followed by 13 training stimuli of varying difficulty. Next, subjects copied the 18 testing intermixed with the remaining 16 training stimuli, in orders randomized for each subject.

Analysis of behavior Motor trajectories were segmented into discrete *strokes*, and each stroke was summarized by a feature vector $\phi_{stroke} = (category, startLocation, center, row, column)$ (details in Suppl. Sect 2.1). Each trajectory was defined by an ordered list of strokes: $(\phi_{stroke}^1, \phi_{stroke}^2, \dots)$.

Scoring model-human distance For each combination of test image I , human h , and model m , we measured the distance between human behavior and model predictions by:

$$d(h, m, I) = \sum_{t'} \text{Damerau-Levenshtein}(t', t^h) P(t' | \rho^m, \theta^m) \quad (7)$$

where the Damerau–Levenshtein edit distance is applied to pairs of trajectories, p is the highest-scoring program based on the program induction model, and θ are motor cost parameters.

3.2 Human results

Rapid learning of structure in drawings We expected that a behavioral readout of learning would be for subjects trained on Task 2 (horizontally structured objects) to produce a relatively higher frequency of horizontal transitions, compared to subjects trained on Task 1 (vertically structured objects) (Figure 1C). Indeed, we found this to be the case (Figure 3A-C). We confirmed that this difference in vertical vs. horizontal biases remained even after accounting for other changes to behavior. We jointly fit parameters describing four different motor features: *Start*, *Distance*, *Direction*, and *Verticality*, fit separately for each subject using the Motor Cost model. While we found weak, but significant, differences in *Start* and *Distance* between the two groups, we found a relatively strong difference in *Verticality* weights, consistent with the previous analysis of transition frequencies (Figure 3D). This result further supports that training led to strong apparent biases for vertical vs. horizontal transitions.

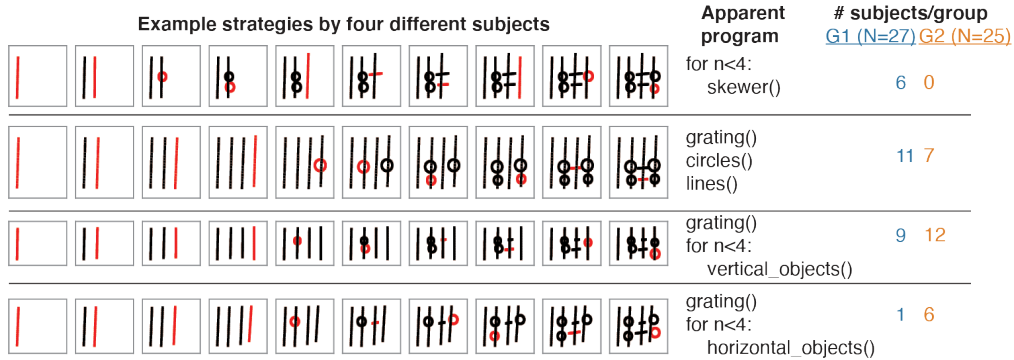


Figure 4: Program-like structure in behavior. Four example subjects depicting each strategy (left), apparent program-like structure (middle), and frequencies of these strategies for the two training groups.

Program-like structure in behavior Did differences in vertical and horizontal biases reflect changes in lower-level motor preferences, or more abstract biases? Consistent with abstraction, subjects’ qualitative behavior appeared to be well-described by abstract programs (Figure 4). In particular, four program-like strategies were prominent across subjects. The “skewers” strategy involved drawing a vertical line, immediately followed by the objects “skewered onto it” (Figure 4, top row). “Skewers” was used only by Group 1 subjects. Other strategies involved first drawing the vertical gratings followed by different ways of drawing the smaller objects (Figure 4, rows 2-4). We

quantitatively assigned one strategy to each subject based on the distribution of Motor Cost model parameters, extended with two additional parameters capturing biases for (1) perseverating on a given category of objects (e.g., circle-circle-circle...), and (2) finishing a “skewer” before moving to the next one (see Suppl. Sect 2.3). Group 1 and Group 2 subjects tended to use different program-like strategies (Figure 4, right).

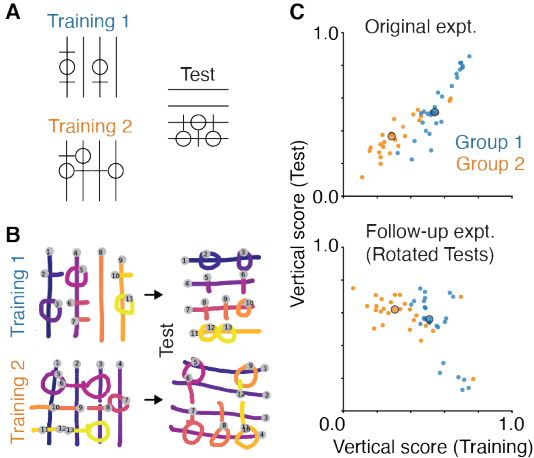


Figure 5: Evidence for abstract generalization in a followup study with rotated test stimuli. **(A)** Test stimuli are rotated relative to the original experiment in Figure 3. **(B)** Example drawings for two subjects showing that they retained program-like biases evident for rotated Test tasks. **(C)** Summary analysis. “Vertical score” is computed as $V/(V + H)$, where V and H are average vertical and horizontal transitions per task. Large dots indicate medians.

Evidence for abstract generalization On a new set of subjects, we performed a modified experiment to further test whether subjects indeed learned abstract programs. We reasoned that abstract programs should persist if the Test stimuli were rotated (Figure 5A). However, if subjects learn only the horizontal vs. vertical motor biases, we would expect this bias to remain unchanged. We found that directional biases changed orientation when the test stimuli were rotated (Figure 5B,C). In the original experiment subjects in Group 1 exhibited a stronger vertical bias than those in Group 2 during Training, and this effect carried over to Testing (replotted in Figure 5C). However, in the modified experiment, while Group 1 subjects still exhibited a stronger vertical bias during training, they preferred horizontal transitions when tested on rotated stimuli (Figure 5C). This flexible adaptation of directional biases in a manner that mimics the orientation of the stimuli is consistent with the learning of abstract programs.

3.3 Modeling results

Program induction We trained a pair of models on either Training sets 1 (HM1) or 2 (HM2), initialized with the primitives in Table 2 (some drawn in Figure 6A). The models successfully learned new program subroutines (examples in Figure 6B). This was reflected in unconditioned samples from learned priors (i.e., “dreams”), which exhibited different, task-related structure, such as vertical “skewers” for Model 1 and horizontal “barbells” for Model 2. Some dreams also extrapolated from the training stimuli (Figure 6D). Untrained models did not exhibit task-related dreams (Figure 6D, “Baseline”). Trained models performed well on the test tasks [mean/SD of 1.9/1.7 (HM1) and 0.35/0.76 (HM2) mistakes (missed or extra strokes) per task (out of 11.6)]; in contrast, the untrained model was unable to solve the test tasks. Moreover, the two trained models often produced different solutions to the same task, coarsely resembling solutions produced by trained humans (Figure 6C).

Comparison with humans We quantified the similarity between humans and models, finding that Human group 1 was better fit by HM1 than by HM2, and Human group 2 was better fit by HM2 than by HM1, indicating that learning altered the structure of behavior for both humans and models in overlapping ways (Figure 6E). We also compared HM1 and HM2 to alternative “lesioned” models (see Methods and Table 2). HM modeled humans better than did Program Induction alone (PI), consistent with significant contribution of motor biases. Moreover, HM performed better than a model with learned motor biases but without program induction (MC), indicating an important role of abstract program-like structure in learning. As an upper bound, we assessed the similarity of humans to other humans in the same Training group (Figure 6E). Not surprisingly, compared to this upper bound, the HM model did not capture all complexities of human behavior. This is partly due to human drawing being influenced by a variety of biases which we did not attempt to model (see

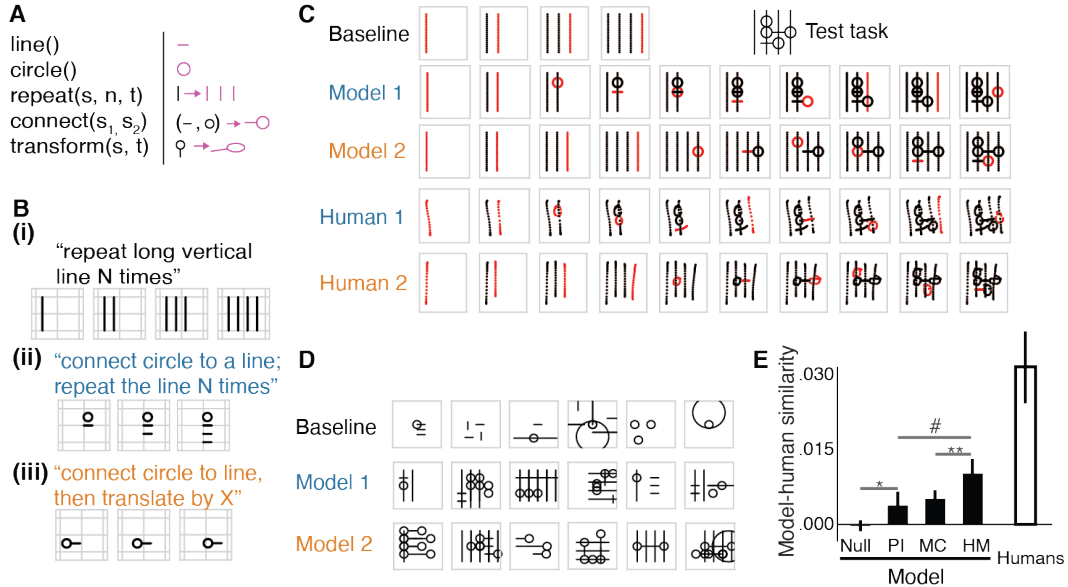


Figure 6: Modeling results. **(A)** Example starting primitives (left) and drawings (right). s , n and t are variables representing drawings, natural number, and transformation (see Methods). **(B)** Example subroutines learned by both PI1 and PI2 (Bi), PI1 only (Bii), and PI2 only (Biii). **(C)** On an example test task, solutions by models (top) and example humans (bottom). **(D)** Example “dreams,” or prior samples at Baseline, and after training on Tasks 1 (Model 1) or 2 (Model 2). **(E)** Comparing human and model behavior on test tasks. $Similarity = mean(D(H1, M2), D(H2, M1)) - mean(D(H1, M1), D(H2, M2))$, where $D(H', M') = \frac{1}{N_h} \frac{1}{N_s} \sum_{h \in H'} \sum_s dist(h, M', I_s)$ is distance to model averaged over humans (h) and test stimuli (s). *, **, $p < .05$, .005; #, $p = .06$, paired t-test. Null model $p < .05$ vs. other models.

Discussion). This result argues that a model like ours, trained on a small dataset and without access to human data, captures diagnostic features of human generalization.

4 Discussion

We show that humans learn new abstract program-like structure from brief training on drawing tasks, and with no explicit instruction. To understand this learning computationally, we built a generative model combined with a learning algorithm formalizing the principles of abstraction, compositionality, and motor efficiency. Trained on the same data as humans, this model learned a new set of abstract drawing subroutines by recombining a small set of simple drawing primitives. These learned subroutines support generalization behavior that resembles important aspects of human drawings in this task. Our results suggest that principles of abstraction and compositionality are central to explaining how humans learn generalizable program-like structure in drawing.

We formalize learning as acquisition of parsimonious internal models that explain shared structure underlying multiple learning experiences. The idea of knowledge as efficient abstraction has parallels in philosophy (e.g. *Occam’s razor*), psychology [35]), and cognitive modeling (e.g. hierarchical Bayesian accounts of *learning-to-learn* [36, 24, 7]). Our computational approach to learning builds on this work, by representing concepts as generative programs, and inductive biases as priors over programs [37, 38, 26, 27, 24].

One limitation of our study is that stimuli were relatively simple and “clean.” This was by design, as we focus less on real-world writing or drawing skill (e.g., [24]) but on abstraction in rapid learning. Second, we did not attempt to capture the full complexity of drawing, which likely contributes to the diversity of behavior across people. Future work may attempt to model this diversity as differences in starting priors (e.g., related to perception, motor skill, art and writing experience, and others).

Recent deep-learning-based models have had success modeling drawing and handwriting on more complex concepts than considered here. However, in contrast to our model, they need significantly larger training data-sets, in some cases supervision with human motor behavior [39, 40], and are usually not systematically compared to how humans learn new inductive biases [39, 41, 42, 40, 43]. The speed of human learning in our task, paralleled by the model, highlights the importance of learning rich and flexible structured representations for generalization, either explicitly [24, 44] or implicitly, as in differentiable neural computers [45] and others [46]. Similar to children acquiring sophisticated knowledge in a manner bootstrapped by “core” systems of knowledge [47, 48, 49], our study supports the view that the rapid learning of structured representations can result from appropriate starting primitives coupled to learning algorithms guided by abstraction and compositionality.

5 Broader Impact

We envision a number of scientific, societal and engineering benefits that may emerge from this study. First, this work may benefit the treatment, diagnostics, and prevention of cognitive disorders, such as disorders involving planning, reasoning, and learning. The methodology of our task is particularly relevant for understand disorders that cause striking impairment in drawing behavior (for example, dementia, traumatic brain injury, and stroke). A computational understanding of cognitive impairment may lead to more accurate, quantitative diagnostic tools (by categorizing disorders based on cognitive computations) and to more efficient targeted treatment (by targeting of specific impairments).

Second, computational understanding of how humans think is scientifically worthwhile, because it advances our understanding of nature and the human condition. In addition to the current study of human adults, we are studying this task in human children, and in non-human primates in a neurophysiological setting, with the goal of also studying this task at a neural level. As the long-term goal of this multi-species investigation we hope to develop an evolutionary, developmental and longitudinal understanding of learning of complex structure, as emerging from simple components and basic computational principles.

Third, from an engineering standpoint, this work may lead to AI that is more easily integrated into, and more beneficial to society. The ability to learn new human-like inductive biases from a small number of examples may facilitate human-computer interaction, particularly within programming-by-examples technologies [50]. Engineering outcomes of this research may also contribute to tools that benefit education. The link to learning drawing and art is obvious, but there may also exist links to topics that involve structured symbolic reasoning, such as math, science, or music. For instance, modeling a given student’s learning trajectory may reveal what she knows and what strategies she uses to learn, which may suggest ways to either tailor her future learning, or to remedy current difficulties. Indeed, we also plan to study variants of this task in children.

In principle, work along this line may potentially be used to create “fake” artifacts meant to pass as human. The most obvious kinds of fake artifacts are those related to drawing, but this extends to other kinds of art and media, such as internet bots that impersonate humans by generating tweets from examples. One potential implication is that fakes will be used to confuse and manipulate society. Ways to address this should fall under strategies and considerations already being developed to understand the impact of deep-fakes on society. A second implication is that mass-produced AI artifacts could lower the quality of creative content in the world, and compete with high-quality human-made creative products. We think of this possibility as an ethical uncertainty, and note that it is an extension of the apparent already-occurring trend towards larger amounts of mass-produced media in society.

References

- [1] Jeanne Ellis Ormrod. *Human learning*. Pearson Higher Ed, 2016.
- [2] Michelene TH Chi, Robert Glaser, and Marshall J Farr. *The nature of expertise*. Psychology Press, 2014.
- [3] Harry F Harlow. The formation of learning sets. *Psychological review*, 56(1):51, 1949.
- [4] Frederic Bartlett. C.(1932). remembering: A study in experimental and social psychology. *New York/London*, 1932.
- [5] Brenden M Lake, Tomer D Ullman, Joshua B Tenenbaum, and Samuel J Gershman. Building machines that learn and think like people. *Behavioral and brain sciences*, 40, 2017.

- [6] Brenden M Lake and Steven T Piantadosi. People infer recursive visual concepts from just a few examples. *Computational Brain & Behavior*, pages 1–12, 2019.
- [7] Joshua B Tenenbaum, Charles Kemp, Thomas L Griffiths, and Noah D Goodman. How to grow a mind: Statistics, structure, and abstraction. *science*, 331(6022):1279–1285, 2011.
- [8] Peter Van Sommers. *Drawing and cognition: Descriptive and experimental studies of graphic production processes*. Cambridge University Press, 1984.
- [9] Annette Karmiloff-Smith. Constraints on representational change: Evidence from children’s drawing. *Cognition*, 34(1):57–83, 1990.
- [10] Kenneth Forbus, Jeffrey Usher, Andrew Lovett, Kate Lockwood, and Jon Wetzel. Cogsketch: Sketch understanding for cognitive science research and for education. *Topics in Cognitive Science*, 3(4):648–666, 2011.
- [11] PCH Cheng, J McFadzean, and L Copeland. Drawing on the temporal signature of induced perceptual chunks. In *Proceedings of the Twenty-third Annual Meeting of the Cognitive Science Society, Edinburgh, UK*, page 200, 2001.
- [12] Judith E Fan, Daniel LK Yamins, and Nicholas B Turk-Browne. Common object representations for visual production and recognition. *Cognitive science*, 42(8):2670–2698, 2018.
- [13] Jacqueline J Goodnow. *Children drawing*. Harvard University Press, 1977.
- [14] Bria Long, Judith Fan, and Michael Frank. Drawings as a window into the development of object category representations. *Journal of Vision*, 18(10):398–398, 2018.
- [15] WA Phillips, M Inall, and E Lauder. On the discovery, storage and use of graphic descriptions. *Visual order: The nature and development of pictorial representation*, pages 122–134, 1985.
- [16] Elizabeth Pemberton. The drawing rules of children: Sequence and direction. *Bulletin of the Psychonomic Society*, 25(5):383–386, 1987.
- [17] Miguel Lázaro-Gredilla, Dianhuan Lin, J Swaroop Guntupalli, and Dileep George. Beyond imitation: Zero-shot task transfer on robots by learning concepts as cognitive programs. *Science Robotics*, 4(26), 2019.
- [18] Charles Kemp and Joshua B Tenenbaum. The discovery of structural form. *Proceedings of the National Academy of Sciences*, 105(31):10687–10692, 2008.
- [19] Frank Jaekel, Virginia Savova, and Joshua Tenenbaum. Grammar-based object representations in a scene parsing task. In *CogSci*, 2009.
- [20] Jerry A Fodor, Zenon W Pylyshyn, et al. Connectionism and cognitive architecture: A critical analysis. 1988.
- [21] Brenden M Lake. Compositional generalization through meta sequence-to-sequence learning. In *Advances in Neural Information Processing Systems*, pages 9788–9798, 2019.
- [22] Kevin Ellis, Lucas Morales, Mathias Sablé-Meyer, Armando Solar-Lezama, and Josh Tenenbaum. Learning libraries of subroutines for neurally-guided bayesian program induction. In *Advances in Neural Information Processing Systems*, pages 7805–7815, 2018.
- [23] Kevin Ellis, Catherine Wong, Maxwell Nye, Mathias Sablé-Meyer, Luc Cary, Lucas Morales, Luke Hewitt, Armando Solar-Lezama, and Joshua Tenenbaum. Dreamcoder: Growing generalizable, interpretable knowledge with wake-sleep bayesian program learning. *ArXiv preprint*, 2020.
- [24] Brenden M Lake, Ruslan Salakhutdinov, and Joshua B Tenenbaum. Human-level concept learning through probabilistic program induction. *Science*, 350(6266):1332–1338, 2015.
- [25] Kevin Ellis, Daniel Ritchie, Armando Solar-Lezama, and Josh Tenenbaum. Learning to infer graphics programs from hand-drawn images. In *Advances in neural information processing systems*, pages 6059–6068, 2018.
- [26] Samuel Cheyette and Steve Piantadosi. Knowledge transfer in a probabilistic language of thought. In *CogSci*, 2017.
- [27] Joshua Rule, Eric Schulz, Steven T Piantadosi, and Joshua B Tenenbaum. Learning list concepts through program induction. *BioRxiv*, page 321505, 2018.
- [28] David Wingate, Carlos Diuk, Timothy O’Donnell, Joshua Tenenbaum, and Samuel Gershman. Compositional policy priors. 2013.
- [29] Goker Erdogan, Ilker Yildirim, and Robert A Jacobs. From sensory signals to modality-independent conceptual representations: A probabilistic language of thought approach. *PLoS computational biology*, 11(11):e1004610, 2015.
- [30] Irvin Rock. *The logic of perception*. 1983.

- [31] Ilker Yildirim, Mario Belledonne, Winrich Freiwald, and Joshua Tenenbaum. Efficient inverse graphics in biological face processing. *bioRxiv*, page 282798, 2019.
- [32] Sergio Romano, Alejo Salles, Marie Amalric, Stanislas Dehaene, Mariano Sigman, and Santiago Figueria. Bayesian selection of grammar productions for the language of thought. *bioRxiv*, page 141358, 2017.
- [33] Kevin Ellis, Lucas Morales, Mathias Sablé-Meyer, Armando Solar-Lezama, and Josh Tenenbaum. Library learning for neurally-guided bayesian program induction. In *NeurIPS*, 2018.
- [34] Todd M Gureckis, Jay Martin, John McDonnell, Alexander S Rich, Doug Markant, Anna Coenen, David Halpern, Jessica B Hamrick, and Patricia Chan. psiturk: An open-source framework for conducting replicable behavioral experiments online. *Behavior research methods*, 48(3):829–842, 2016.
- [35] Jacob Feldman. The simplicity principle in perception and cognition. *Wiley Interdisciplinary Reviews: Cognitive Science*, 7(5):330–340, 2016.
- [36] Charles Kemp, Amy Perfors, and Joshua B Tenenbaum. Learning overhypotheses with hierarchical bayesian models. *Developmental science*, 10(3):307–321, 2007.
- [37] Jerry A Fodor. *The language of thought*, volume 5. Harvard university press, 1975.
- [38] Noah D Goodman, Joshua B Tenenbaum, Jacob Feldman, and Thomas L Griffiths. A rational analysis of rule-based concept learning. *Cognitive science*, 32(1):108–154, 2008.
- [39] David Ha and Douglas Eck. A neural representation of sketch drawings. *arXiv preprint arXiv:1704.03477*, 2017.
- [40] Xu-Yao Zhang, Fei Yin, Yan-Ming Zhang, Cheng-Lin Liu, and Yoshua Bengio. Drawing and recognizing chinese characters with recurrent neural network. *IEEE transactions on pattern analysis and machine intelligence*, 40(4):849–862, 2017.
- [41] John FJ Mellor, Eunbyung Park, Yaroslav Ganin, Igor Babuschkin, Tejas Kulkarni, Dan Rosenbaum, Andy Ballard, Theophane Weber, Oriol Vinyals, and SM Eslami. Unsupervised doodling and painting with improved spiral. *arXiv preprint arXiv:1910.01007*, 2019.
- [42] Karol Gregor, Ivo Danihelka, Alex Graves, Danilo Jimenez Rezende, and Daan Wierstra. Draw: A recurrent neural network for image generation. *arXiv preprint arXiv:1502.04623*, 2015.
- [43] Tao Zhou, Chen Fang, Zhaowen Wang, Jimei Yang, Byungmoon Kim, Zhili Chen, Jonathan Brandt, and Demetri Terzopoulos. Learning to doodle with stroke demonstrations and deep q-networks. In *BMVC*, page 13, 2018.
- [44] Jiayuan Mao, Chuang Gan, Pushmeet Kohli, Joshua B Tenenbaum, and Jiajun Wu. The neuro-symbolic concept learner: Interpreting scenes, words, and sentences from natural supervision. *arXiv preprint arXiv:1904.12584*, 2019.
- [45] Alex Graves, Greg Wayne, Malcolm Reynolds, Tim Harley, Ivo Danihelka, Agnieszka Grabska-Barwińska, Sergio Gómez Colmenarejo, Edward Grefenstette, Tiago Ramalho, John Agapiou, et al. Hybrid computing using a neural network with dynamic external memory. *Nature*, 538(7626):471–476, 2016.
- [46] Scott Reed and Nando De Freitas. Neural programmer-interpreters. *arXiv preprint arXiv:1511.06279*, 2015.
- [47] Elizabeth S Spelke. Core knowledge, language, and number. *Language Learning and Development*, 13(2):147–170, 2017.
- [48] Susan Carey. *The origin of concepts*. Oxford university press, 2009.
- [49] Yi Huang and Elizabeth S Spelke. Core knowledge and the emergence of symbols: The case of maps. *Journal of Cognition and Development*, 16(1):81–96, 2015.
- [50] Sumit Gulwani. Automating string processing in spreadsheets using input-output examples. *ACM Sigplan Notices*, 46(1):317–330, 2011.