

# Confining potential under the gauge field condensation

Hirohumi Sawayanagi<sup>†</sup>

.....  
 SU(2) gauge theory in the nonlinear gauge of the Curci-Ferrari type has a gluon condensation  $\langle A_\mu^+ A_\mu^- \rangle$  in low-energy region. Instead of the magnetic monopole condensation, this condensation makes classical gluons massive, and can yield a linear potential. We show this potential consists of the Coulomb plus linear part and an additional part. Comparing with the Cornell potential, we study this confining potential in detail, and find that the potential has two implicit scales  $r_c$  and  $\tilde{R}_0$ . The meanings of these scales are clarified. We also show that the Cornell potential that fits well to this confining potential is obtained by taking these scales into account.  
 .....

Subject Index      B0,B3,B6

arXiv:2008.03431v2 [hep-ph] 13 Aug 2020

---

<sup>†</sup> National Institute of Technology, Kushiro College, Kushiro, 084-0916, Japan  
*E-mail:sawa@kushiro-ct.ac.jp*

# 1 Introduction

In the study of quarkonia, QCD potential is often used. Although there are some phenomenological potentials (see, e.g., [1]), the Cornell potential  $V_{CL}(r)$  [2, 3] is simple but workable. This potential has the Coulomb plus linear form as

$$V_{CL}(r) = -\frac{K}{r} + \sigma r, \quad (1.1)$$

where  $K$  and  $\sigma$ , that is called the string tension, are constants. The Coulomb part is expected from the perturbative one-gluon exchange, and the linear part represents the confinement.

Is it possible to derive  $V_{CL}(r)$  from QCD? Using the dual Ginzburg-Landau model (see, e.g., [4]), the following Yukawa plus linear potential was obtained [5–8]:

$$V_{YL}(r) = -\frac{Q^2}{4\pi} \frac{e^{-mr}}{r} + \left( \frac{Q^2 m^2}{8\pi} \ln \frac{m^2 + m_\chi^2}{m^2} \right) r, \quad (1.2)$$

where  $Q$  is the static quark charge and  $m_\chi$  is the momentum cut-off. In this model, the mass  $m$  is related to the vacuum expectation value (VEV) of the monopole field. In Ref. [9], based on the SU(2) gauge theory in the non-linear gauge of the Curci-Ferrari type, we also derived the potential  $V_{YL}(r)$ . In this case, the mass  $m$  comes from the gauge field condensation  $\langle A_\mu^+ A_\mu^- \rangle$ .

In this paper, in the framework of Refs. [9, 10], we restudy the confining potential. In the next section, we briefly review Refs. [9, 10], and present the potential between the static charges  $Q$  and  $\bar{Q}$ . In Sect. 3, the equation to determine the ultraviolet cut-off  $\Lambda_c$  is derived. In Sect. 4, using this cut-off, we show that the  $Q\bar{Q}$  potential becomes the confining potential  $V_c(r) = V_{CL}(r) + V_3(r)$ , where  $V_3(r)$  is the additional potential. The potential  $V_c(r)$  has several parameters. Comparing  $V_c(r)$  with  $V_{CL}(r)$ , and choosing the appropriate values of  $K$  and  $\sigma$ , the parameters in  $V_c(r)$  are determined in Sect. 5. In this process, we find a scale  $r_c \approx 0.2$  fm. In the intermediate region, the scale  $R_0 \approx 0.5$  fm has been proposed [11]. The meanings of the scales  $r_c$  and  $R_0$  for  $V_c(r)$  are clarified in Sect. 6. We also propose a scale  $\tilde{R}_0$  that is related to  $R_0$ . Based on this analysis, we obtain  $V_{CL}(r)$  that fits well to  $V_c(r)$ . Section 7 is devoted to a summary and comments. In Appendix A, the propagator for the off-diagonal gluons is presented. The equations in Sect. 5, that determine the values of the parameters in  $V_c(r)$ , are solved in Appendix B.

## 2 Condensate $\langle A_\mu^+ A_\mu^- \rangle$ and $Q\bar{Q}$ potential

First, we review Refs. [9, 10] briefly. We consider the SU(2) gauge theory in Euclidean space. The Lagrangian in the nonlinear gauge of the Curci-Ferrari type [12] is

$$\begin{aligned}\mathcal{L} &= \mathcal{L}_{inv} + \mathcal{L}_{NL}, \quad \mathcal{L}_{inv} = \frac{1}{4}F_{\mu\nu}^2, \\ \mathcal{L}_{NL} &= B \cdot \partial_\mu A_\mu + i\bar{c} \cdot \partial_\mu D_\mu c - \frac{\alpha_1}{2}B^2 - \frac{\alpha_2}{2}\bar{B}^2 - B \cdot w,\end{aligned}\tag{2.1}$$

where  $\bar{B} = -B + ig\bar{c} \times c$ ,  $\alpha_1$  and  $\alpha_2$  are gauge parameters, and  $w$  is a constant. Introducing the auxiliary field  $\varphi$ , which represents  $\alpha_2\bar{B}$ ,  $\mathcal{L}_{NL}$  is rewritten as [13]

$$\mathcal{L}_\varphi = -\frac{\alpha_1}{2}B^2 + B \cdot (\partial_\mu A_\mu + \varphi - w) + i\bar{c} \cdot (\partial_\mu D_\mu + g\varphi \times)c + \frac{\varphi^2}{2\alpha_2}.\tag{2.2}$$

In Ref. [14], by integrating out  $\bar{c}$  and  $c$  with momentum  $\mu \leq p \leq \Lambda$ , we have shown that  $g\varphi^A$  acquires the VEV  $g\varphi_0\delta^{A3}$  under an energy scale  $\mu_0$ . In the presence of the VEV  $v = g\varphi_0$ , ghost loops give tachyonic masses to gluons. The scale  $\mu_0$ , the value of the VEV  $v = g\varphi_0$  and the tachyonic gluon mass terms are summarized as

$$\mu_0 = \Lambda e^{-4\pi^2/(\alpha_2 g^2)}, \quad v = \left\{ \frac{\mu_0^4 - \mu^4}{1 - e^{-16\pi^2/(\alpha_2 g^2)}} \right\}^{1/2}, \quad \frac{1}{2} \left( \frac{-g^2 v}{64\pi} \right) \left\{ \sum_{a=1}^2 (A_\mu^a)^2 + 2(A_\mu^3)^2 \right\}.\tag{2.3}$$

We note, when  $\Lambda \gg \mu_0 \gg \mu$ , the relation

$$\mu_0 = \Lambda_{\text{QCD}}, \quad v \simeq \Lambda_{\text{QCD}}^2\tag{2.4}$$

holds [14], where  $\Lambda_{\text{QCD}}$  is the QCD scale parameter.

Although the tachyonic mass terms appear, the interaction  $(gA_\mu \times A_\nu)^2$  produces the VEV

$$\langle A_\mu^+ A_\mu^- \rangle = \frac{v}{64\pi},\tag{2.5}$$

and the tachyonic mass terms are removed. We divide the  $A = 3$  component as  $A_\mu^3 = a_\mu + b_\mu$ , where  $a_\mu$  ( $b_\mu$ ) is the quantum (classical) part. Then the effective Lagrangian after integrating out  $\bar{c}$  and  $c$  becomes

$$\begin{aligned}\mathcal{L} &= \frac{1}{4}(\partial \wedge b)_{\mu\nu}(\partial \wedge b)_{\mu\nu} + \frac{m^2}{2}b_\mu b_\mu + \frac{1}{4}(\partial \wedge a)_{\mu\nu}(\partial \wedge a)_{\mu\nu} \\ &+ \frac{1}{2}(\partial \wedge A^+)_{\mu\nu}(\partial \wedge A^-)_{\mu\nu} + M^2 A_\mu^+ A_\mu^- + \dots,\end{aligned}\tag{2.6}$$

where  $(\partial \wedge A)_{\mu\nu} = \partial_\mu A_\nu - \partial_\nu A_\mu$  and  $m^2 = g^2 v / (32\pi)$ . Namely, although the quantum part  $a_\mu$  is massless, the classical part  $b_\mu$  and the off-diagonal components  $A_\mu^\pm$  are massive. The

mass  $M$ , that is introduced as the source term of the local composite operator  $A_\mu^+ A_\mu^-$ , is determined by the equation

$$\frac{v}{64\pi} = \langle x | G_{\mu\mu} | x \rangle, \quad (2.7)$$

where  $G_{\mu\nu}$  is the propagator for the massive fields  $A_\mu^\pm$ .

Now we consider the confining potential. As the classical field  $b_\mu$ , we choose the dual electric potential  $\mathcal{B}_\mu$  in Ref. [9]. The field  $\mathcal{B}_\mu$  describes the monopole solution of the dual gauge field. The color electric current  $j_\mu$  is incorporated by the replacement

$$(\partial \wedge \mathcal{B})_{\mu\nu} \rightarrow (\partial \wedge \mathcal{B})_{\mu\nu} + \epsilon_{\mu\nu\alpha\beta} (n \cdot \partial)^{-1} n_\alpha j_\beta,$$

where  $n \cdot \partial = n_\mu \partial_\mu$ , and  $n_\mu = (0, \mathbf{n})$  with  $\mathbf{n} \cdot \mathbf{n} = 1$ . We note this is the Zwanziger's dual field strength  $F^d = (\partial \wedge B) + (n \cdot \partial)^{-1} (n \wedge j_e)^d$  in Ref. [15]. Thus the classical part of  $\mathcal{L}$  in Eq.(2.6) becomes

$$\frac{1}{4} [(\partial \wedge \mathcal{B})_{\mu\nu} + \epsilon_{\mu\nu\alpha\beta} (n \cdot \partial)^{-1} n_\alpha j_\beta]^2 + \frac{m^2}{2} \mathcal{B}_\mu \mathcal{B}_\mu. \quad (2.8)$$

The equation of motion for  $\mathcal{B}_\mu$  is

$$(D_m^{-1})_{\mu\nu} \mathcal{B}_\nu = \epsilon_{\mu\rho\alpha\beta} (n \cdot \partial)^{-1} n_\rho \partial_\alpha j_\beta, \quad (D_m^{-1})_{\mu\nu} = (-\square + m^2) \delta_{\mu\nu} + \partial_\mu \partial_\nu,$$

and  $\mathcal{B}_\mu$  is solved as

$$\mathcal{B}_\mu = (D_m)_{\mu\nu} \epsilon_{\nu\rho\alpha\beta} (n \cdot \partial)^{-1} n_\rho \partial_\alpha j_\beta, \quad (D_m)_{\mu\nu} = \frac{\delta_{\mu\nu} - \partial_\mu \partial_\nu / \square}{-\square + m^2} + \frac{\partial_\mu \partial_\nu}{m^2 \square}. \quad (2.9)$$

If we use Eq.(2.9), Eq.(2.8) gives

$$\mathcal{L}_{jj} = \frac{1}{2} j_\mu \frac{1}{-\square + m^2} j_\mu - \frac{1}{2} j_\mu \frac{m^2}{-\square + m^2} \frac{n \cdot n}{(n \cdot \partial)^2} \left( \delta_{\mu\nu} - \frac{n_\mu n_\nu}{n \cdot n} \right) j_\nu. \quad (2.10)$$

To derive the static potential between the color electric charges  $Q$  and  $-Q$ , the static current

$$j_\mu(x) = Q \delta_{\mu 0} \{ \delta(\mathbf{x} - \mathbf{a}) - \delta(\mathbf{x} - \mathbf{b}) \}. \quad (2.11)$$

is substituted into  $\mathcal{L}_{jj}$ . Then it leads to the potential

$$V(r) = V_Y(r) + V_L(r), \quad V_Y = Q^2 \int \frac{d^3 q}{(2\pi)^3} \frac{1 - \cos \mathbf{q} \cdot \mathbf{r}}{q^2 + m^2},$$

$$V_L = Q^2 \int \frac{d^3 q}{(2\pi)^3} (1 - \cos \mathbf{q} \cdot \mathbf{r}) \frac{m^2}{(q^2 + m^2) q_n^2}, \quad (2.12)$$

where  $\mathbf{r} = \mathbf{a} - \mathbf{b}$ ,  $q = |\mathbf{q}|$  and  $q_n = \mathbf{q} \cdot \mathbf{n}$ . Although the term  $V_Y$  ( $V_L$ ) becomes the Yukawa (linear) potential in Eq.(1.2) usually, we restudy Eq.(2.12) in Sect. 4.

### 3 Cut-off $\Lambda_c$ and the mass $M$

In this section, we solve Eq.(2.7). The propagator  $G_{\mu\nu}$  is calculated in Appendix A as

$$G_{\mu\nu}(p, M, \alpha'_2) = \frac{1}{p^2 + M^2} P_{\mu\nu}^T + \frac{\alpha_1 + \alpha'_2}{p^2 + (\alpha_1 + \alpha'_2)M^2} P_{\mu\nu}^L,$$

$$P_{\mu\nu}^T = \delta_{\mu\nu} - \frac{p_\mu p_\nu}{p^2}, \quad P_{\mu\nu}^L = \frac{p_\mu p_\nu}{p^2}. \quad (3.1)$$

If we write  $\alpha_1 + \alpha'_2 = \xi^{-1}$ , this is the propagator in the  $R_\xi$  gauge. Substituting Eq.(3.1) into Eq.(2.7), we obtain

$$\langle x|G_{\mu\mu}|x\rangle = \int \frac{d^4p}{(2\pi)^4} G_{\mu\mu}(p, M, \alpha'_2) = \frac{2}{(4\pi)^2} \int_0^\infty dp p^3 G(p, M, \alpha'_2),$$

$$G(p, M, \alpha'_2) = \frac{3}{p^2 + M^2} + \frac{\alpha_1 + \alpha'_2}{p^2 + (\alpha_1 + \alpha'_2)M^2}. \quad (3.2)$$

Since this integral diverges, we introduce the ultraviolet cut-off  $\Lambda_c$  and replace  $M^2$  as  $M^2\theta(\Lambda_c - p)$ :

$$\frac{2}{(4\pi)^2} \left\{ \int_0^{\Lambda_c} dp p^3 G(p, M, \alpha'_2) + \int_{\Lambda_c}^\infty dp p^3 G(p, 0, \alpha'_2) \right\}. \quad (3.3)$$

The second term, which is independent of  $M$ , is left for convenience. As we explain in Appendix A, the existence of the condensate  $v$  implies  $\alpha'_2 \rightarrow \infty$ . This limit is necessary to maintain the BRS invariance in the case of  $M \neq 0$ . Thus we choose  $\alpha'_2$  as

$$\frac{2}{(4\pi)^2} \left\{ \int_0^{\Lambda_c} dp p^3 G(p, M, \alpha'_2 \rightarrow \infty) + \int_{\Lambda_c}^\infty dp p^3 G(p, 0, \alpha'_2 = -\alpha_1) \right\}, \quad (3.4)$$

where we set  $\alpha'_2 = -\alpha_1$  in the second term to make the propagator transverse. Substituting Eq.(3.4) into Eq.(2.7), we obtain

$$\frac{v}{64\pi} = \frac{1}{(4\pi)^2} \left\{ \frac{\Lambda_c^4}{2M^2} - 3M^2 \ln \left( 1 + \frac{\Lambda_c^2}{M^2} \right) \right\}, \quad (3.5)$$

where the constant  $\int \frac{d^4p}{p^2}$ , that comes from the terms independent of  $M$  and vanishes in the dimensional regularization, has been neglected. We rewrite Eq.(3.5) as

$$\frac{\pi}{2} \frac{v}{M^2} = \frac{\Lambda_c^4}{M^4} - 6 \ln \left( 1 + \frac{\Lambda_c^2}{M^2} \right), \quad (3.6)$$

and determine  $\Lambda_c$  in Sect. 5.

We make a comment. If we choose  $\alpha'_2 = -\alpha_1$ , and take the limit  $M \rightarrow 0$  in Eq.(3.2), Eq.(2.7) becomes

$$\frac{v}{64\pi} = \int \frac{d^4p}{(2\pi)^4} \frac{3}{p^2}. \quad (3.7)$$

The right hand side is a constant, and vanishes if we use the dimensional regularization. So  $M = 0$  implies  $v = 0$ . However, as

$$G(p, M, \alpha'_2 \rightarrow \infty) = \frac{3}{p^2 + M^2} + \frac{1}{M^2},$$

we cannot take the limit  $M \rightarrow 0$  in Eq.(3.4). Since  $v \neq 0$  implies  $\alpha'_2 \rightarrow \infty$ , we cannot make  $M \rightarrow 0$  after taking the limit  $\alpha'_2 \rightarrow \infty$ . However if we take the limit  $\Lambda_c \rightarrow 0$  in Eq.(3.4), the part with  $M$  disappears, and it leads to Eq.(3.7). As  $m^2 = g^2v/(32\pi)$ , even if the limit  $M \rightarrow 0$  is unable to take, we can consider the case of  $m = 0$  by taking the limit  $\Lambda_c \rightarrow 0$ .

## 4 Confining potential

Usually, the potential  $V$  in Eq.(2.12) is calculated as follows. Let us divide the momentum  $\mathbf{q}$  in  $V_L$  into  $q_n = \mathbf{q} \cdot \mathbf{n}$  and  $\mathbf{q}_T$  that satisfies  $\mathbf{q}_T \cdot \mathbf{n} = 0$ . Then the integral of  $q_n$  has the infrared divergence, and the integral of  $q_T = |\mathbf{q}_T|$  has the ultraviolet divergence. The former divergence is removed by the choice  $\mathbf{r} \parallel \mathbf{n}$  [7, 9], and the latter divergence is avoided by the cut-off  $m_\chi$  as [5–8]

$$V_L = \frac{Q^2 m^2}{(2\pi)^2} \int_{-\infty}^{\infty} dq_n \int_0^{m_\chi} dq_T q_T \frac{1 - \cos q_n r}{(q_n^2 + q_T^2 + m^2) q_n^2}. \quad (4.1)$$

Eq.(4.1) becomes the linear term in Eq.(1.2). The term  $V_Y$  has the integral of  $q = |\mathbf{q}|$  over the region of  $0 \leq q < \infty$ , and the Yukawa potential in Eq.(1.2) is obtained.

To introduce a cut-off in a different way, we write the potential as

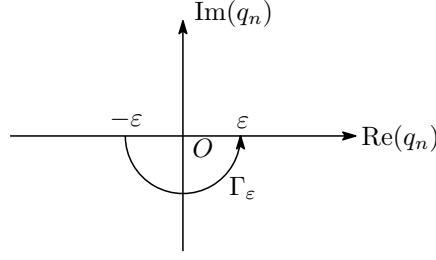
$$V(r) = \int dq W(\mathbf{q}, m, r). \quad (4.2)$$

In Sect. 3, we already have the cut-off  $\Lambda_c$ , and  $m$  disappears in the limit  $\Lambda_c \rightarrow 0$ . So we define Eq.(4.2) as

$$V(r) = \int_0^{\Lambda_c} dq W(\mathbf{q}, m, r) + \int_{\Lambda_c}^{\infty} dq W(\mathbf{q}, 0, r). \quad (4.3)$$

When  $\Lambda_c \rightarrow 0$ , the first term disappears, and the Coulomb potential is realized. Eq.(4.3) is rewritten as

$$V(r) = \int_0^{\infty} dq W(\mathbf{q}, 0, r) + \int_0^{\Lambda_c} dq \{W(\mathbf{q}, m, r) - W(\mathbf{q}, 0, r)\}. \quad (4.4)$$



**Fig. 1** The integration path  $\Gamma_\varepsilon$  for  $q_n$ .

The first term becomes

$$\int_0^\infty dq W(\mathbf{q}, 0, r) = V_1(r) = Q^2 \int_{D_\infty} \frac{d^3q}{(2\pi)^3} \frac{1 - \cos \mathbf{q} \cdot \mathbf{r}}{q^2}, \quad D_\infty = \{q \mid 0 \leq q < \infty\}, \quad (4.5)$$

and the second term leads to

$$\begin{aligned} \int_0^{\Lambda_c} dq \{W(\mathbf{q}, m, r) - W(\mathbf{q}, 0, r)\} &= V_2(r) + V_3(r), \\ V_2(r) &= Q^2 \int_{D_{\Lambda_c}} \frac{d^3q}{(2\pi)^3} (1 - \cos \mathbf{q} \cdot \mathbf{r}) \frac{m^2}{(q^2 + m^2)q_n^2}, \\ V_3(r) &= -Q^2 \int_{D_{\Lambda_c}} \frac{d^3q}{(2\pi)^3} (1 - \cos \mathbf{q} \cdot \mathbf{r}) \frac{m^2}{(q^2 + m^2)q^2}, \quad D_{\Lambda_c} = \{q \mid 0 \leq q < \Lambda_c\}, \end{aligned} \quad (4.6)$$

where  $V_2(r)$  ( $V_3(r)$ ) comes from  $V_L$  ( $V_Y(m^2) - V_Y(m^2 = 0)$ ). Eq.(4.5) gives the usual Coulomb potential

$$V_1(r) = -\frac{K_c}{r}, \quad K_c = \frac{Q^2}{4\pi}. \quad (4.7)$$

Now we consider  $V_2(r)$ . To satisfy  $0 \leq q \leq \Lambda_c$ , the domain of integration is not  $(-\infty < q_n < \infty, 0 \leq q_T \leq m_\chi)$  in Eq.(4.1), but  $(-\varepsilon \leq q_n \leq \varepsilon, 0 \leq q_T \leq \sqrt{\Lambda_c^2 - \varepsilon^2})$  with  $0 < \varepsilon \ll 1$ , i.e.,

$$V_2(r) = \frac{Q^2 m^2}{(2\pi)^2} \int_0^{\sqrt{\Lambda_c^2 - \varepsilon^2}} dq_T q_T \int_{-\varepsilon}^{\varepsilon} dq_n \frac{1 - e^{iq_n r}}{q_n^2 (q_n^2 + q_T^2 + m^2)}.$$

Since the integrand is singular at  $q_n = 0$ , we choose the anticlockwise path  $\Gamma_\varepsilon$  in Fig.1, and take the limit  $\varepsilon \rightarrow 0$ . Then we obtain

$$V_2(r) = \frac{Q^2 m^2}{(2\pi)^2} \int_0^{\Lambda_c} dq_T q_T \frac{\pi r}{q_T^2 + m^2} = \sigma_c r, \quad \sigma_c = \frac{Q^2 m^2}{8\pi} \ln \left( \frac{\Lambda_c^2 + m^2}{m^2} \right). \quad (4.8)$$

If the cut-off  $\Lambda_c$  is replaced by  $m_\chi$ ,  $V_2(r)$  becomes the linear term in Eq.(1.2).

Finally, neglecting additive constants, we find  $V_3(r)$  becomes

$$V_3(r) = \frac{Q^2 m^2}{2\pi^2} \int_0^{\Lambda_c} dq \frac{\sin qr}{qr} \frac{1}{q^2 + m^2}. \quad (4.9)$$

Thus the confining potential we propose is

$$V_c(r) = \sum_{k=1}^3 V_k(r) = -\frac{K_c}{r} + \sigma_c r + \frac{Q^2 m^2}{2\pi^2} \int_0^{\Lambda_c} dq \frac{\sin qr}{qr} \frac{1}{q^2 + m^2}. \quad (4.10)$$

In addition to the Coulomb plus linear part, there is the term  $V_3(r)$ .

## 5 Determination of parameters

Although we presented the potential  $V_c(r) = \sum_{k=1}^3 V_k(r)$ , the values of the parameters  $Q^2$  and  $m$  are unknown. To determine them, let us expand a potential  $V(r)$  as

$$V(r) = V(r_c) + V'(r_c)(r - r_c) + \frac{V''(r_c)}{2}(r - r_c)^2 + \frac{V^{(3)}(r_c)}{3!}(r - r_c)^3 + \dots$$

We assume there is a true confining potential  $V_T(r)$ . Then we require the Cornell potential  $V_{CL}(r)$  fits well to  $V_T(r)$  at a point  $r = r_c$ . This is achieved by choosing  $(K, \sigma)$  appropriately. We impose the two conditions <sup>1</sup>

$$V_T^{(n)}(r_c) = V_{CL}^{(n)}(r_c), \quad (n = 1, 2), \quad (5.1)$$

and determine  $(K, \sigma)$ .

Next, we require that the potential  $V_c(r)$  fits well to this  $V_{CL}(r)$  at  $r = r_c$ , and use the conditions

$$V_{CL}^{(n)}(r_c) = V_c^{(n)}(r_c), \quad (n = 1, 2, 3). \quad (5.2)$$

We note, to determine the parameters  $Q^2$  and  $m$ , two conditions are necessary. However, to determine  $r_c$ , the third condition is required.

---

<sup>1</sup> To determine the two parameters  $K$  and  $\sigma$ ,  $V'(r_c)$  and  $V''(r_c)$  are used.  $V(r_c)$  determines an additive constant. In Eqs.(5.1) and (5.2), although the case of  $n = 0$  is not written explicitly, this constant must be chosen appropriately.



From Eq.(5.2) with  $n = 2$ , we have  $r_c^3 V_{CL}''(r_c) = r_c^3 V_c''(r_c)$ . Using Eqs.(1.1) and (4.10), this condition becomes

$$K = K_{ef}(r_c), \quad K_{ef}(r_c) = K_c - \frac{r_c^3}{2} V_3''(r_c). \quad (5.3)$$

In the same way, the condition  $(r_c^2 V'(r_c))' = (r_c^2 V_C'(r_c))'$  leads to

$$\sigma = \sigma_{ef}(r_c), \quad \sigma_{ef}(r_c) = \sigma_c + V_3'(r_c) + \frac{r_c}{2} V_3''(r_c), \quad (5.4)$$

and  $(r_c^3 V_{CL}''(r_c))' = (r_c^3 V_c''(r_c))'$  becomes

$$(r_c^3 V_3''(r_c))' = 0. \quad (5.5)$$

Of course, the true potential  $V_T(r)$  is unknown. So, instead of the first step proposed in Eq.(5.1), we choose appropriate values of  $K$  and  $\sigma$ . Thus we determine  $V_c(r)$  as follows. Choosing the values of the scale parameter  $\Lambda_{\text{QCD}}$  and the off-diagonal gluon mass  $M$ , Eq.(3.6) determines the cut-off  $\Lambda_c$ . Then, substituting the values of  $\Lambda_c$ ,  $K$  and  $\sigma$  into Eqs.(5.3)-(5.5), the quantities  $Q$ ,  $m$  and  $r_c$  are determined numerically. As an example, we choose the values

$$v \simeq (\Lambda_{\text{QCD}})^2 = (0.2)^2 \text{ GeV}^2, \quad M = 1.2 \text{ GeV}, \quad K = 0.3, \quad \sigma = 0.18 \text{ GeV}^2. \quad (5.6)$$

We note that the off-diagonal gluon mass  $M \simeq 1.2 \text{ GeV}$  in the region of  $r \gtrsim 0.2 \text{ fm}$  was obtained by using SU(2) lattice QCD in the maximal Abelian gauge [16]. The values  $K \lesssim 0.3$  and  $\sigma \lesssim 0.2$  come from lattice simulations [1].

Now using the values  $v = (0.2)^2$  and  $M = 1.2$ , Eq.(3.6) gives  $\Lambda_c \simeq 2.03 \text{ GeV}$ . Next, we substitute  $K = 0.3$ ,  $\sigma = 0.18$  and  $\Lambda_c = 2.03$  into Eqs.(5.3)-(5.5), and solve these equations. The details are explained in Appendix B. The results are

$$r_c \simeq 1.145 \text{ GeV}^{-1} = 0.226 \text{ fm}, \quad a = m^2/\Lambda_c^2 \simeq 0.263,$$

and these values lead to

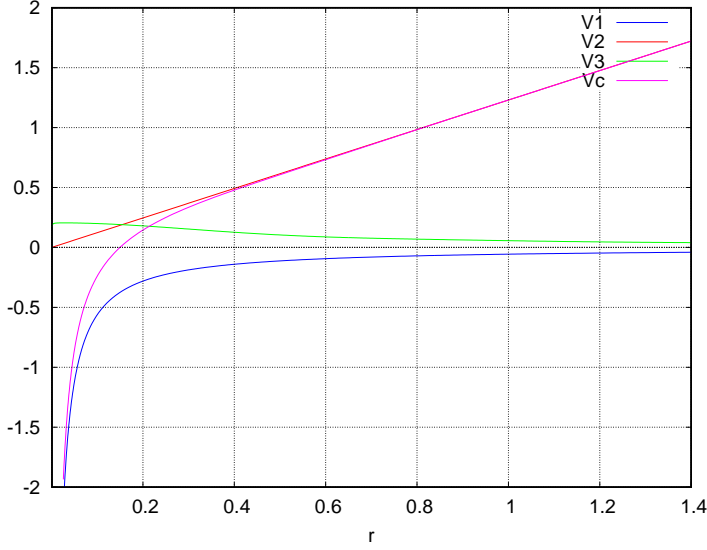
$$m = 1.04 \text{ GeV}, \quad K_c = \frac{Q^2}{4\pi} = 0.285, \quad \sigma_c = \frac{Q^2 m^2}{8\pi} \ln \left( \frac{\Lambda_c^2 + m^2}{m^2} \right) = 0.242 \text{ GeV}^2. \quad (5.7)$$

Thus we obtain

$$V_c(r) = \sum_{k=1}^3 V_k(r), \quad V_1(r) = -\frac{0.285}{r}, \quad V_2(r) = 0.242 \cdot r, \quad V_3(r) = 0.747 \cdot S(r, 0.263), \quad (5.8)$$

where

$$S(r, a) = \int_0^{\Lambda_c r} dx \frac{\sin x}{x} \frac{ar}{x^2 + a(\Lambda_c r)^2}. \quad (5.9)$$



**Fig. 2** The potentials  $V_1, V_2, V_3$  and  $V_c = \sum_{k=1}^3 V_k$ . The unit of  $r$  is fm, and the unit of the potentials is GeV.

If the unit of  $r$  is changed over from  $\text{GeV}^{-1}$  to fm, the potential becomes

$$V_c(r) = -\frac{0.0562}{r} + 1.23 \cdot r + 0.747 \cdot S\left(\frac{r}{0.1973}, 0.263\right). \quad (5.10)$$

In Fig.2, the potentials  $V_k(r)$ , ( $k = 1, 2, 3$ ) and  $V_c(r)$  are plotted. Since  $V_1(r) + V_3(r)$  is a substitute for the Yukawa potential,  $V_1(r) + V_3(r) \approx 0$  for  $r \gtrsim 0.35$  fm is reasonable. Using the unit fm for  $r$ ,  $V_{CL}(r)$  with ( $K = 0.3, \sigma = 0.18$ ) becomes

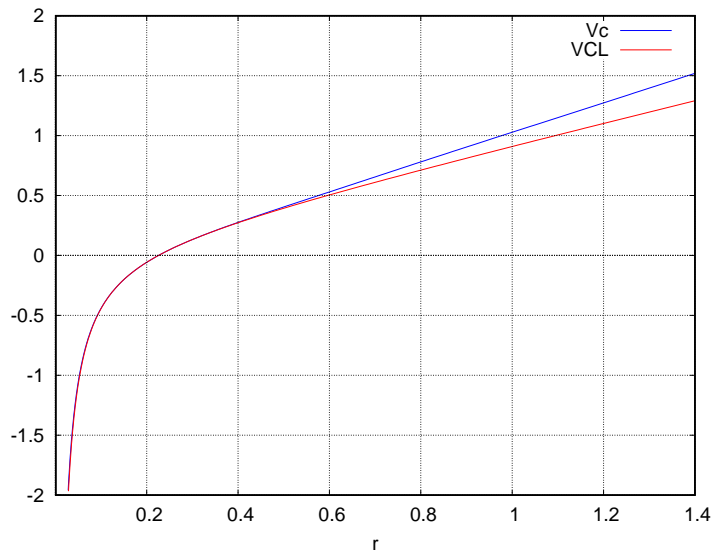
$$V_{CL}(r) = -\frac{0.0592}{r} + 0.912 \cdot r. \quad (5.11)$$

Eqs.(5.10) and (5.11) are plotted in Fig.3. Since  $V_c(r)$  is fitted to  $V_{CL}(r)$  at  $r_c \simeq 0.226$  fm, they fit very well for  $0.1 \lesssim r \lesssim 0.4$ . However, when  $r$  becomes large, as  $V_1(r) + V_3(r) \approx 0$  and  $\sigma_c > \sigma$ ,  $V_c(r) > V_{CL}(r)$  holds for  $r \gtrsim 0.4$  fm. In the same way,  $K_c < K$  leads to  $V_c(r) > V_{CL}(r)$  for  $r < 0.09$  fm.

## 6 The scales $R_0$ and $\tilde{R}_0$

In Sect. 5, the scale  $r_c \simeq 0.226$  fm appears. On the other hand, considering the force  $-V'(r)$ , the intermediate scale  $R_0$ , which satisfies

$$r^2 V'(r)|_{r=R_0} = 1.65, \quad R_0 \simeq 0.5 \text{ fm}, \quad (6.1)$$



**Fig. 3** The potentials  $V_c$  and  $V_{CL}$  with ( $K = 0.3, \sigma = 0.18 \text{ GeV}^2$ ). Additive Constants are chosen to become  $V_c(r_c) = V_{CL}(r_c) = 0$ .

was proposed [11]. In successful potential models, this relation holds fairly well. For example, the  $V_{CL}(r)$  with ( $K = 0.52, \sigma = 0.183$ ) [3] gives  $R_0 = 0.49$ . If we substitute  $V_c(r)$  in Eq.(5.8) into Eq.(6.1), we obtain

$$K_{ef}(R_0) + R_0^2 \sigma_{ef}(R_0) = 0.285 + 0.242R_0^2 + 0.747R_0^2 \cdot H(R_0, 0.263) = 1.65, \quad (6.2)$$

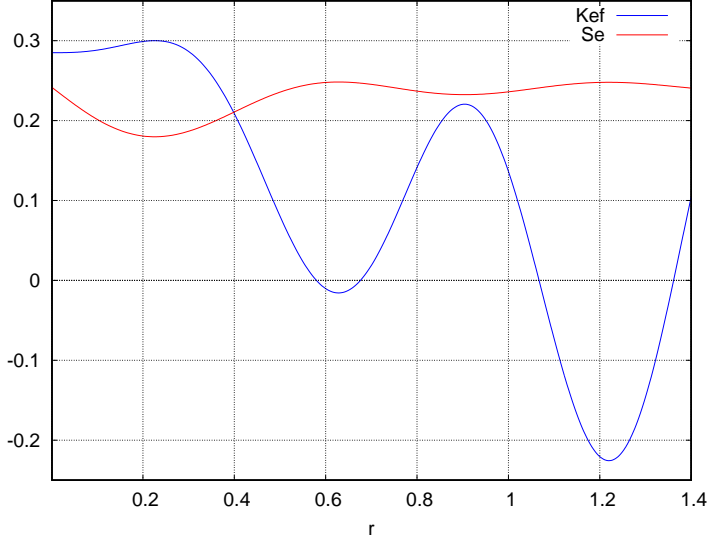
where

$$H(r, a) = \int_0^{\Lambda_c r} dx \left( \cos x - \frac{\sin x}{x} \right) \frac{a}{x^2 + a(\Lambda_c r)^2} \quad (6.3)$$

comes from  $V_3'(r)$ . Eq.(6.2) gives the solution  $R_0 = 0.51 \text{ fm}$ . We note,  $V_{CL}(r)$  with ( $K = 0.3, \sigma = 0.18$ ) in Sect. 5 gives the larger value  $R_0 = 0.54 \text{ fm}$ .

To see the meanings of these scales, the effective Coulomb coupling  $K_{ef}(r) = K_c - \frac{r^3}{2} V_3''(r)$  in Eq.(5.3) and the effective string tension  $\sigma_{ef}(r) = \sigma_c + V_3'(r) + \frac{r}{2} V_3''(r)$  in Eq.(5.4) are plotted in Fig. 4. We find  $K_{ef}(r_c) = 0.3$  is the maximal value and  $\sigma_{ef}(r_c) = 0.18$  is the minimal value. Namely  $r_c$  is the position where  $K_{ef}(r)$  is maximum and  $\sigma_{ef}(r)$  is minimum. We also notice that  $K_{ef}(r) \approx 0$  at  $r \approx 0.58 \text{ fm}$ , and  $0.23 < \sigma_{ef}(r) < 0.25$  for  $r \gtrsim 0.5 \text{ fm}$ .

In Fig. 5,  $r^2 V_c'(r) = K_{ef}(r) + r^2 \sigma_{ef}(r)$  and  $r^2 \sigma_{ef}(r)$  are plotted. We find that  $r^2 V_c'(r)$  satisfies  $r^2 V_c'(r) \approx K_{ef}(r)$  for  $r < 0.2 \text{ fm}$ , and  $r^2 V_c'(r) \approx r^2 \sigma_{ef}(r)$  for  $r \gtrsim 0.5 \text{ fm}$ . Namely, the force-related quantity  $r^2 V_c'(r)$  is almost saturated with the string part  $r^2 \sigma_{ef}(r)$  above



**Fig. 4** The effective Coulomb coupling  $K_{ef}(r) = K_c - \frac{r^3}{2}V_3''(r)$  and the effective string tension  $S_e(r) = \sigma_{ef}(r) = \sigma_c + V_3'(r) + \frac{r}{2}V_3''(r)$ . The unit of  $r$  is fm.

$R_0 \simeq 0.5$  fm. Especially, as  $K_{ef}(r) \approx 0$  at  $r \approx 0.58$  fm, we find

$$r^2 V_c'(r)|_{r=\tilde{R}_0} \simeq r^2 \sigma_{ef}(r)|_{r=\tilde{R}_0} = 2.13, \quad \tilde{R}_0 \simeq 0.58 \text{ fm.}$$

Before closing this section, based on the above analysis, we present the potential  $V_{CL}(r)$  that fits to  $V_c(r)$  better in the region of  $r > 0.6$  fm. When  $r$  is small, the Coulomb part  $K_{ef}(r)$  dominates. So keeping the condition Eq.(5.3) intact, we set  $K = 0.3$ . When  $r$  becomes large, the string part dominates. To determine the value of  $\sigma$ , it is reasonable to set the condition

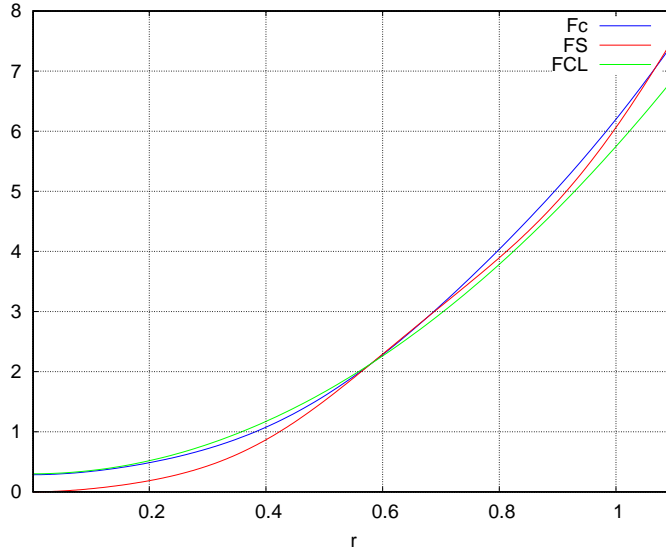
$$r^2 V'(r)|_{r=\tilde{R}_0} = 2.13, \quad \tilde{R}_0 \simeq 0.58 \text{ fm.} \quad (6.4)$$

We find  $V_{CL}$  with  $(K = 0.3, \sigma = 2.12 \text{ GeV}^2)$  satisfies Eq.(6.4). We note this  $V_{CL}$  satisfies Eq.(6.1) as well.

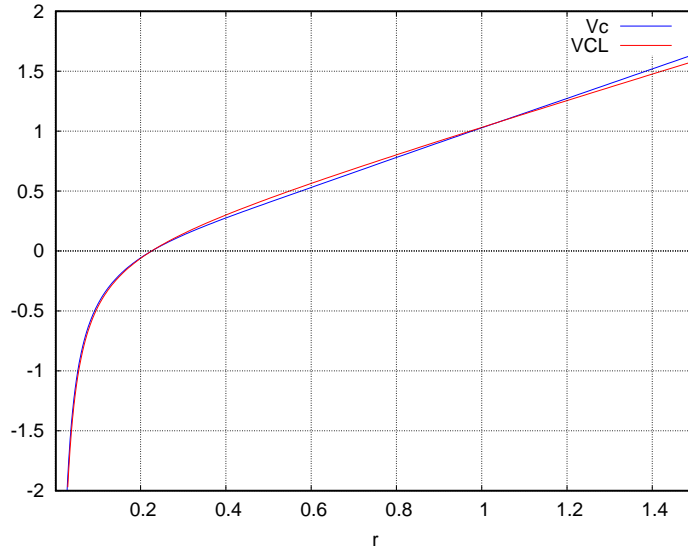
Changing the unit of  $r$  to fm, this potential becomes

$$V_{CL}(r) = -\frac{0.0562}{r} + 1.07 \cdot r. \quad (6.5)$$

The potential  $V_c(r)$  and  $V_{CL}(r)$  in Eq.(6.5) are plotted in Fig. 6. As we explained in Sect. 5, the behavior  $V_c(r) > V_{CL}(r)$  comes about for large  $r$ . However Eq.(6.5) fits fairly well for  $r < 1.2$  fm.



**Fig. 5**  $F_c(r) = r^2 V'_c(r) = K_{ef}(r) + r^2 \sigma_{ef}(r)$  and  $FS(r) = r^2 \sigma_{ef}(r)$ . For comparison,  $FCL(r) = r^2 V'_{CL}(r) = K + r^2 \sigma$  with  $(K = 0.3, \sigma = 0.212)$  is plotted.



**Fig. 6** The potentials  $V_c$  and  $V_{CL}$  with  $(K = 0.3, \sigma = 0.212 \text{ GeV}^2)$ .

## 7 Summary and comments

In this paper, we considered the SU(2) gauge theory, and studied the  $Q\bar{Q}$  potential Eq.(2.12). This potential is derived under the gauge field condensation. In Refs. [5–8], the dual Ginzburg-Landau model, which describes the monopole condensation, leads to the potential.

In our approach [9, 10], the ghost condensation  $v \neq 0$  induces the VEV  $\langle A_\mu^+ A_\mu^- \rangle = v/(64\pi)$ . If we divide the diagonal gluon as  $A_\mu^3 = a_\mu + b_\mu$ , the classical part  $b_\mu$  acquires the mass  $m = g\sqrt{v/(32\pi)}$ , whereas the quantum part  $a_\mu$  is massless, The off-diagonal gluons  $A_\mu^\pm$  acquire the mass  $M$  through Eq.(2.7). As the classical solution  $b_\mu$ , we choose the monopole solution of the dual gauge field  $\mathcal{B}_\mu$  [10]. Then the propagator of  $\mathcal{B}_\mu$  leads to the  $Q\bar{Q}$  potential Eq.(2.12).

In calculating Eqs.(2.7) and (2.12), ultraviolet cut-off is necessary. Since the masses  $M$  and  $m$  are related, we introduced a single cut-off  $\Lambda_c$  so as to  $m$  vanishes and the potential  $V(r)$  becomes the Coulomb potential in the limit  $\Lambda_c \rightarrow 0$ . Then Eq.(2.7) and Eq.(2.12) become Eq.(3.5) and Eq.(4.10), respectively. The confining potential under the VEV  $\langle A_\mu^+ A_\mu^- \rangle$  is  $V_c(r)$  in Eq.(4.10). It has the linear potential  $V_2(r)$  and, instead of the Yukawa potential, the Coulomb potential  $V_1(r)$  and the additional term  $V_3(r)$ .

Although we derived  $V_c(r)$ , there are unknown parameters. To determine them, using Eq.(3.6) and the values of  $v$  and  $M$  in Eq.(5.6), the cut-off  $\Lambda_c = 2.03 \text{ GeV}$  was obtained. Next, assuming that the Cornell potential  $V_{CL}(r)$  with ( $K = 0.3, \sigma = 0.18$ ) describes a true potential well at some point  $r_c$ , we required  $V_c(r) \simeq V_{CL}(r)$  near  $r = r_c$ . To realize this requirement, we imposed the conditions in Eq.(5.2). By solving these conditions,  $r_c \simeq 0.226 \text{ fm}$ , the values of  $m$  and  $Q^2$  in Eq.(5.7), and  $V_c(r)$  in Eq.(5.8) were obtained.

There are two implicit scales  $r_c$  and  $R_0$  (or  $\tilde{R}_0$ ) in  $V_c(r)$ . To understand them, the effective Coulomb coupling  $K_{ef}(r)$  in Eq.(5.3) and the effective string tension  $\sigma_{ef}(r)$  in Eq.(5.4) were studied. Since  $V_3(r)$  contributes to them, they depend on  $r$ . At  $r = r_c$ ,  $K_{ef}(r)$  becomes maximum and  $\sigma_{ef}(r)$  becomes minimum. For  $r > R_0 \simeq 0.5 \text{ fm}$ ,  $0.23 < \sigma_{ef}(r) < 0.25$  holds, and  $K_{ef}$  vanishes at  $\tilde{R}_0 \simeq 0.58 \text{ fm}$ .

If we consider the quantity  $r^2 V_c'(r) = K_{ef}(r) + r^2 \sigma_{ef}(r)$ , we find

$$r^2 V_c'(r) \approx \begin{cases} K_{ef}(r), & (r < 0.2 \text{ fm}) \\ r^2 \sigma_{ef}(r), & (r > 0.5 \text{ fm}). \end{cases}$$

Namely the main force between  $Q$  and  $\bar{Q}$  is the effective Coulomb force  $-K_{ef}/r^2$  for  $r < r_0$ , and the effective string force  $-\sigma_{ef}(r)$  for  $r > R_0$ .

Although  $V_c(r)$  was determined to fit to  $V_{CL}(r)$  with ( $K = 0.3, \sigma = 0.18$ ) at  $r = r_c$ , it becomes larger than  $V_{CL}(r)$  for  $r > 0.4 \text{ fm}$ . The Cornell potential is often used to fit lattice

simulation data. Can we find  $V_{CL}(r)$  that fits to  $V_c(r)$  better? To answer this question, we used the above scales. At  $r_c$ , Eq.(5.3) was applied to determine  $K$ . To determine  $\sigma$ , we used Eq.(6.4) at  $\tilde{R}_0$ . Then we obtained  $V_{CL}(r)$  with ( $K = 0.3, \sigma = 0.212$ ). This potential satisfies Eq.(6.1) at  $R_0$  as well, and fits fairly well in the region of  $r < 1.2$  fm.

We make two comments.

(1). In quark confinement, Abelian dominance [17] is expected. The lattice simulation in the maximal Abelian gauge shows that the linear part of the  $Q\bar{Q}$  potential comes from the Abelian part [18]. In the present case, Abelian dominance is realized by the classical U(1) field  $\mathcal{B}_\mu$ . This field brings about the potential  $V_c(r)$ , and the massive  $A_\mu^\pm$  and the massless  $a_\mu$  give rise to quantum corrections.

(2). The values of  $r_c, \tilde{R}_0, m$  and  $Q^2$  in Eq.(5.7) depend on the choice of Eq.(5.6). However the existence of these scales, and the behavior of  $V_c(r)$ , e.g.,  $\lim_{r \rightarrow \infty} V_3(r) = 0, \sigma_c > \sigma, K_c < K$ , and  $V_c(r) > V_{CL}(r)$  for large  $r$ , are unchanged.

## A Propagator $\langle A_\mu^a A_\nu^a \rangle$

Referring to Eqs.(2.2) and (2.6), we consider the Lagrangian with the massive gauge fields  $A_\mu^\pm = (A_\mu^1 \pm iA_\mu^2)/\sqrt{2}$ :

$$\sum_{a=1}^2 \left\{ \frac{1}{4} (\partial \wedge A^a)_{\mu\nu}^2 + \frac{M^2}{2} (A_\mu^a)^2 - \frac{\alpha_1}{2} (B^a)^2 + B^a (\partial_\mu A_\mu^a + \varphi^a) + \frac{(\varphi^a)^2}{2\alpha_2'} \right\}.$$

The fields  $A_\mu, B$  and  $\varphi$  mix. The inverse propagators of these fields are

$$\begin{array}{c} A_\nu \\ B \\ \varphi \end{array} \begin{array}{ccc} A_\nu & B & \varphi \\ \left( \begin{array}{ccc} (p^2 + M^2)P_{\mu\nu}^T + M^2P_{\mu\nu}^L & -ip_\mu & 0 \\ ip_\nu & -\alpha_1 & 1 \\ 0 & 1 & \frac{1}{\alpha_2'} \end{array} \right), & & \end{array} \quad (\text{A1})$$

and the corresponding propagators are

$$\begin{array}{c} A_\nu \\ B \\ \varphi \end{array} \left( \begin{array}{ccc} A_\nu & B & \varphi \\ \frac{1}{p^2 + M^2}P_{\mu\nu}^T + \frac{(\alpha_1 + \alpha_2')}{\Xi}P_{\mu\nu}^L & \frac{-ip_\mu}{\Xi} & \frac{ip_\mu \alpha_2'}{\Xi} \\ \frac{ip_\nu}{\Xi} & \frac{-M^2}{\Xi} & \frac{\alpha_2' M^2}{\Xi} \\ \frac{-ip_\nu \alpha_2'}{\Xi} & \frac{\alpha_2' M^2}{\Xi} & \frac{\alpha_2' (p^2 + \alpha_1 M^2)}{\Xi} \end{array} \right), \quad (\text{A2})$$

where  $\Xi = p^2 + (\alpha_1 + \alpha_2')M^2$ , and

$$P_{\mu\nu}^T = \delta_{\mu\nu} - \frac{p_\mu p_\nu}{p^2}, \quad P_{\mu\nu}^L = \frac{p_\mu p_\nu}{p^2}.$$

To use the above propagator  $\langle A_\mu A_\nu \rangle$ , we make two comments.

(1). Under the BRS transformation  $\delta_B$ , as  $\delta_B \bar{c} = iB$  and  $\delta_B B = 0$ ,

$$\langle BB \rangle = -i \langle \delta_B (\bar{c}B) \rangle = 0 \quad (\text{A3})$$

holds, if the BRS symmetry is not broken spontaneously. Since Eq.(A2) shows

$$\langle BB \rangle = \frac{-M^2}{p^2 + (\alpha_1 + \alpha'_2)M^2},$$

there are two cases that satisfy  $\langle BB \rangle = 0$ . The one case is  $M = 0$ , and the other case is  $(M \neq 0, \alpha'_2 \rightarrow \infty)$ .

(2). The parameter  $\alpha_2$  is presented in Eq.(2.2). In Ref. [14], we showed that the one-loop Wilsonian effective action for  $\varphi^2$  becomes

$$\frac{1}{2\alpha'_2} \varphi^2, \quad \frac{1}{2\alpha'_2} = \frac{1}{2\alpha_2} - \frac{g^2}{8\pi^2} \ln \frac{\Lambda}{\mu} = \frac{g^2}{8\pi^2} \ln \frac{\mu}{\mu_0}, \quad (\text{A4})$$

where  $\mu_0$  is given in Eq.(2.3). Eq.(A4) shows  $\lim_{\mu \rightarrow \mu_0+0} \alpha'_2 = \infty$ , and  $g\varphi$  acquires the VEV  $v$  in Eq.(2.3) in the region of  $\mu < \mu_0$ .

Based on these comments, the propagator  $\langle A_\mu A_\nu \rangle = G_{\mu\nu}(p, M, \alpha'_2)$  given by

$$\begin{cases} G_{\mu\nu}(p, 0, \alpha'_2) = \frac{1}{p^2} P_{\mu\nu}^T + \frac{\alpha_1 + \alpha'_2}{p^2} P_{\mu\nu}^L & (M = 0), \\ G_{\mu\nu}(p, M, \alpha'_2 \rightarrow \infty) = \frac{1}{p^2 + M^2} P_{\mu\nu}^T + \frac{1}{M^2} P_{\mu\nu}^L & (M \neq 0), \end{cases} \quad (\text{A5})$$

is used in Sect. 3. As we show in Sect. 3,  $v \neq 0$  comes from  $M \neq 0$ .

## B Solution of Eqs.(5.3)-(5.5)

From Eq.(4.9), we find the derivatives

$$\begin{aligned} V_3'(r) &= Q^2 \frac{m^2}{2\pi^2} \int_0^{\Lambda_c} dq \left( \frac{\cos qr}{r} - \frac{\sin qr}{qr^2} \right) \frac{1}{q^2 + m^2}, \\ V_3''(r) &= Q^2 \frac{m^2}{2\pi^2} \int_0^{\Lambda_c} dq \left( 2 \frac{\sin qr}{qr^3} - 2 \frac{\cos qr}{r^2} - \frac{q \sin qr}{r} \right) \frac{1}{q^2 + m^2}, \\ (r^3 V_3''(r))' &= Q^2 \frac{m^2}{2\pi^2} \int_0^{\Lambda_c} dq (-q^2 r^2 \cos qr) \frac{1}{q^2 + m^2}. \end{aligned}$$

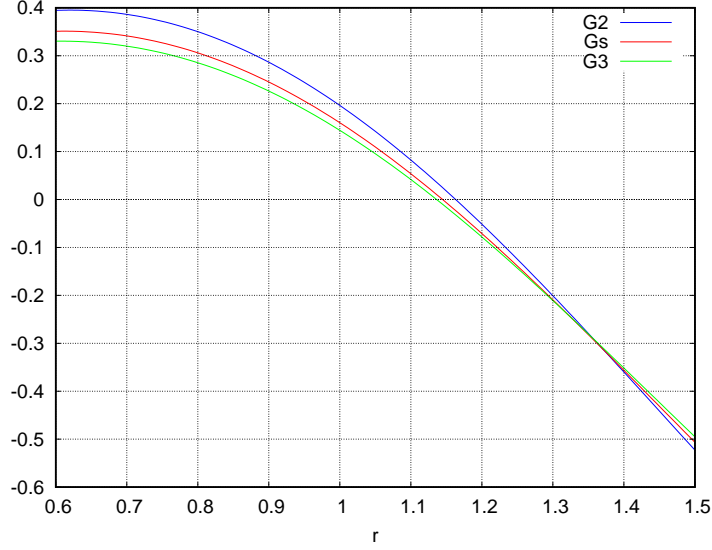
Then, introducing the variables  $x = qr$  and  $a = m^2/\Lambda_c^2$ , Eqs.(5.3)-(5.5) become

$$K = \frac{Q^2}{4\pi} \left[ 1 + \frac{\Lambda_c^2}{\pi} r_c^2 \{ 2H(r_c, a) + L(r_c, a) \} \right], \quad (\text{B1})$$

$$\sigma = \frac{Q^2}{4\pi} \left\{ \frac{\Lambda_c^2}{2} a \ln \left( 1 + \frac{1}{a} \right) - \frac{\Lambda_c^2}{\pi} L(r_c, a) \right\}, \quad (\text{B2})$$

$$G(r_c, a) = \int_0^{\Lambda_c r_c} dx \frac{x^2 \cos x}{x^2 + a(\Lambda_c r_c)^2} = 0, \quad (\text{B3})$$





**Fig. B1** The behavior of the function  $G(r, a)$ .  $G2 = G(r, 0.2)$ ,  $G3 = G(r, 0.3)$  and  $Gs = G(r, 0.263)$  are plotted. The unit of  $r$  is  $\text{GeV}^{-1}$ .  $Gs = 0$  holds at  $r \simeq 1.145\text{GeV}^{-1}$ .

where  $H(r, a)$  is defined in Eq.(6.3), and

$$L(r, a) = \int_0^{\Lambda_c r} dx x \sin x \frac{a}{x^2 + a(\Lambda_c r)^2}.$$

By eliminating  $Q^2$ , Eqs.(B1) and (B2) leads to

$$F(r_c, a) = \sigma + 2\sigma \frac{\Lambda_c^2}{\pi} r_c^2 H(r_c, a) + \frac{\Lambda_c^2}{\pi} (\sigma r_c^2 + K) L(r_c, a) - K \frac{\Lambda_c^2}{2} a \ln \left( 1 + \frac{1}{a} \right) = 0. \quad (\text{B4})$$

Now we substitute  $K = 0.3, \sigma = 0.18$  and  $\Lambda_c = 2.03$ . To solve Eq.(B3) and Eq.(B4) numerically, choosing  $a = 0.2, 0.263$  and  $0.3$ ,  $G(r, a)$  and  $F(r, a)$  are plotted in Fig. B1 and Fig. B2, respectively. We find that  $G(r_c, a) = 0$  and  $F(r_c, a) = 0$  give the solutions  $a \simeq 0.263$  and  $r_c \simeq 1.145\text{GeV}^{-1}$ .

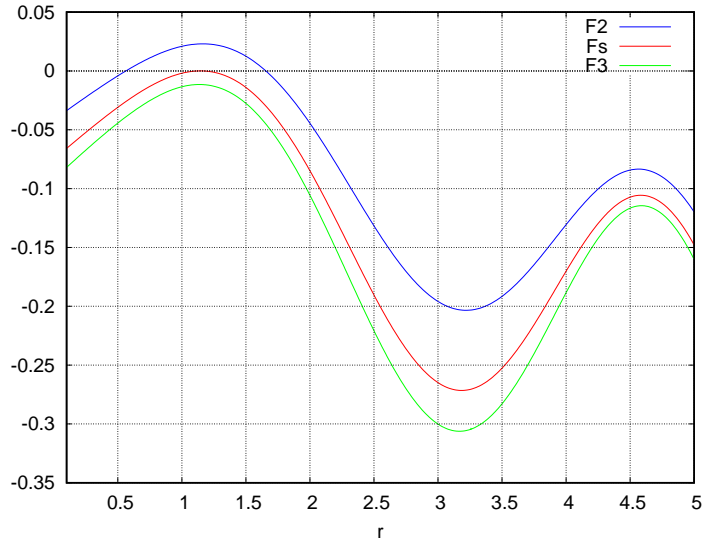
Using these values, Eqs.(B1) and (B2) give

$$K_c = \frac{Q^2}{4\pi} \simeq 0.285, \quad \sigma_c = \frac{Q^2}{4\pi} \frac{\Lambda_c^2}{2} a \ln \left( 1 + \frac{1}{a} \right) \simeq 0.242.$$

In the same way, using  $S(r, a)$  in Eq.(5.9), Eq.(4.9) becomes

$$V_3(r) = 2 \frac{Q^2}{4\pi} \frac{\Lambda_c^2}{\pi} S(r, 0.263) = 0.747 \cdot S(r, 0.263). \quad (\text{B5})$$

## References



**Fig. B2** The behavior of the function  $F(r, a)$ .  $F2 = F(r, 0.2)$ ,  $F3 = F(r, 0.3)$  and  $Fs = F(r, 0.263)$  are plotted. The unit of  $r$  is  $\text{GeV}^{-1}$ .  $Fs = 0$  holds at  $r \simeq 1.145\text{GeV}^{-1}$ .

- [1] G. Bali, Phys. Rept. **343**, 1 (2001).
- [2] E. Eichten et al., Phys. Rev. Lett. **34**, 369 (1975).
- [3] E. Eichten et al., Phys. Rev. D **21**, 203 (1980).
- [4] G. Ripka, arXiv:hep-ph/0310102.
- [5] T. Suzuki, Prog. Theor. Phys. **80**, 929 (1988).
- [6] S. Maedan and T. Suzuki, Prog. Theor. Phys. **81**, 229 (1989).
- [7] S. Sasaki, H. Suganuma and H. Toki, Prog. Theor. Phys. **94**, 373 (1995).
- [8] H. Suganuma, S. Sasaki and H. Toki, Nucl. Phys. B **435**, 207 (1995).
- [9] H. Sawayanagi, Prog. Theor. Exp. Phys. **2019**, 033B03 (2019).
- [10] H. Sawayanagi, Prog. Theor. Exp. Phys. **2017**, 113B02 (2017).
- [11] R. Sommer, Nucl. Phys. B **411**, 839 (1994).
- [12] G. Curci and R. Ferrari, Phys. Lett. **B63**, 91 (1976).
- [13] H. Sawayanagi, Phys. Rev. D **67**, 045002 (2003).
- [14] H. Sawayanagi, Prog. Theor. Phys. **117**, 305 (2007).
- [15] D. Zwanziger, Phys. Rev. D **3**, 880 (1971).
- [16] K. Amemiya and H. Suganuma, Phys. Rev. D **60**, 114509 (1999).
- [17] Z. F. Ezawa and A. Iwazaki, Phys. Rev. D **25**, 2681 (1982).
- [18] N. Sakumichi and H. Suganuma, Phys. Rev. D **90**, 111501(R) (2014).