

# Point-Or-Generate Dialogue State Tracker

Song Xiaohui

Institute of Information Engineering  
Chinese academy of Sciences  
Beijing, China  
songxiaohui@iie.ac.cn

Hu Songlin

Institute of Information Engineering  
Chinese academy of Sciences  
Beijing, China  
husonglin@iie.ac.cn

## Abstract

Dialogue state tracking is a key part of a task-oriented dialogue system, which estimates the user’s goal at each turn of the dialogue. In this paper, we propose the Point-Or-Generate Dialogue State Tracker (POGD). POGD solves the dialogue state tracking task in two perspectives: 1) point out explicitly expressed slot values from the user’s utterance, and 2) generate implicitly expressed ones based on slot-specific contexts. It also shares parameters across all slots, which achieves knowledge sharing and gains scalability to large-scale across-domain dialogues. Moreover, the training process of its submodules is formulated as a multi-task learning procedure to further promote its capability of generalization. Experiments show that POGD not only obtains state-of-the-art results on both WoZ 2.0 and MultiWoZ 2.0 datasets but also has good generalization on unseen values<sup>1</sup> and new slots.

## 1 Introduction

Task-oriented dialogue system interacts with users in natural language to accomplish tasks such as restaurant reservation or flight booking. The goal of dialogue state tracking is to provide a compact representation of the conversation at each dialogue turn, called *dialogue state*, for the system to decide the next action to take. A typical dialogue state is consist of goal of user, action of the current user utterance (*inform*, *request* etc.) and dialogue history (Young et al., 2013). User’s goal is the most important among them, it is a set of slot-value pairs. All of these are defined in a particularly designed *ontology* that restricts which slots the system can handle, and the range of values each slot can take. The *joint goal* is a set that accumulates turn goals up to the current turn. Accuracy of the joint goal is a rigorous evaluation,

<sup>1</sup>Values that didn’t appear in the training data called unseen values.

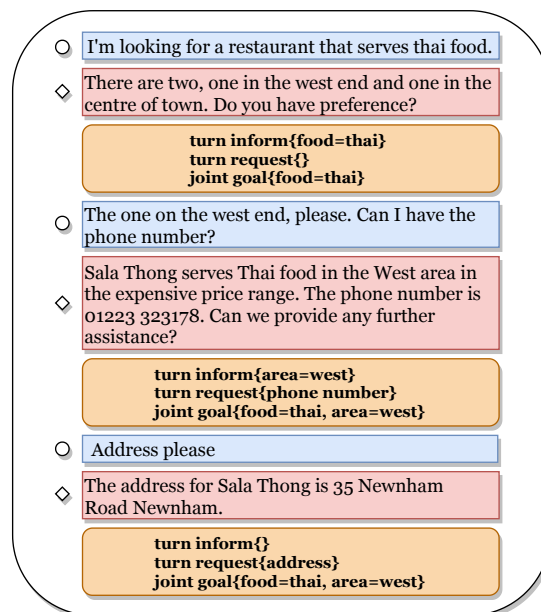


Figure 1: An example from the WoZ restaurant reservation corpus. Each dialogue turn contains a user utterance (labeled with circle) and a system utterance (labeled with rhombic), we annotated *turn inform*, *turn request* and *joint goal* in rounded rectangles, respectively.

because each error slot-value pair may propagate to the next few turns. In this paper, we focus on tracking the user’s goal and use the joint goal accuracy to evaluate our model.

Considering an example of restaurant reservation, users can *inform* the system some restrictions of their goals (e.g., *inform*(*food* = *thai*)) or *request* further information they want (e.g., *request*(*phone number*)) at each turn. Figure 1 shows an annotated dialogue in WoZ 2.0 dataset.

In many task-oriented dialogue system applications we have built in the industry, the state tracker faces several challenges. First, with the complexity of tasks increases, more slots and val-

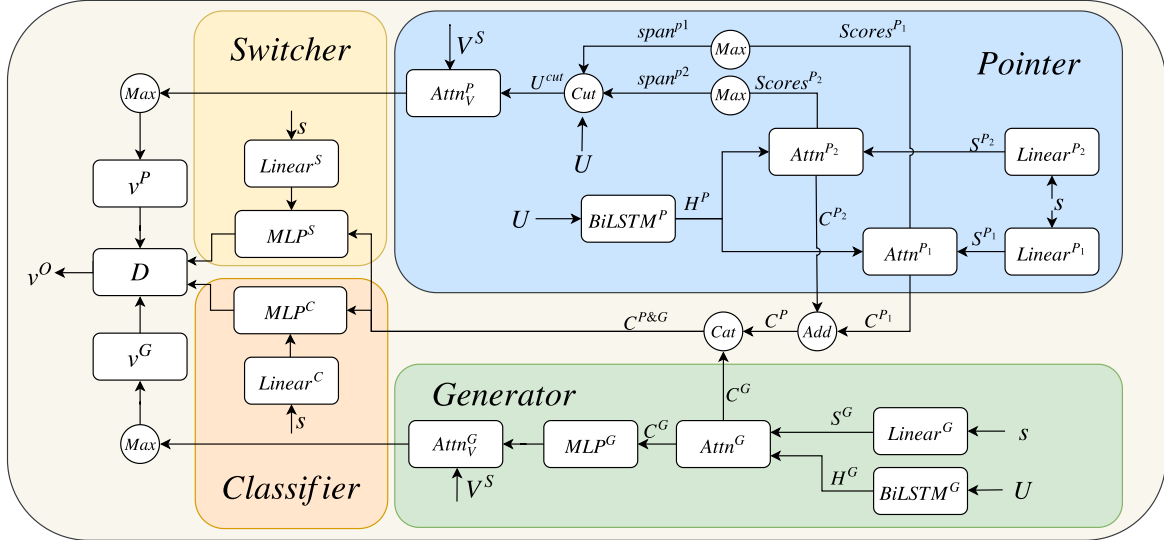


Figure 2: The architecture of POGD. The four modules (*i.e.* Pointer, Generator, Switcher and Classifier) are jointly trained via multi-task learning. Inputs are user and system utterance  $U$ , considering slot  $s$ , and its value set  $V^S$ . Losses are calculated based on  $Scores^{P_1}$ ,  $Scores^{P_2}$ , the final predicted value  $v^O$ , and the outputs of Switcher and Classifier.

ues can be used during the conversation, the state tracker needs to be more **accurate** otherwise the system may fail to accomplish tasks. Second, the number of slots or tasks in the ontology may be large, the state tracker requires **scalability** to large-scale multi-domain dialogues. Third, when new values or slots are introduced to the system, it is hard to collect lots of labeled data, so the ability of **few-shot** or even zero-shot learning on newly added data is required. To tackle these challenges, we propose a scalable multi-domain dialogue state tracker, **Point-Or-Generate Dialogue State Tracker (POGD)**, which could handle unseen values and easy to generalize to new slots.

Let’s discuss the designation of our proposed POGD model. By taking a deep look at the dialogue data examples, we find that the user’s goal can be split into explicit and implicit cases<sup>2</sup>. The explicit case means that the value is expressed the same way as it in the ontology, otherwise, it is the implicit case. The explicit case usually needs information searching and matching, while implicit one requires generation. It seems natural to introduce Pointer-Generator Network (See et al., 2017) to improve the accuracy. However, the distribution of the above two cases is unbalanced, *i.e.* matching is used much more than generating. Furthermore, values in the implicit case are also in an im-

<sup>2</sup>In this paper, we think a value is explicitly expressed if it has a Levenshtein distance less than 3 with it in the ontology.

balanced distribution<sup>3</sup>. Even in the explicit case, values may not be expressed exactly the same as it in the ontology, we called it rephrasing<sup>4</sup> (*e.g.*, *moderately* in user’s utterance and *moderate* in the ontology). For the above reasons, straightforward utilization of PGNet might lead to chaos.

We attempt to think the same way as PGNet—point out slot values from the user’s utterance or generate them based on slot-specific contexts. Figure 2 shows the architecture of POGD. POGD is designed as follows: A **Pointer** is trained to figure out values explicitly mentioned in utterances, while a **Generator** is trained to infer implicitly expressed ones. Different from PGNet, the Pointer and Generator are decomposed into two separate modules, and a **Switcher**—a binary classifier is adapted to enable adaptive switching between them to fit the distribution. To handle rephrasing values in the explicit case and imbalanced distribution of implicit values, a looking up in the value set is performed via attention mechanism in both Pointer and Generator. Finally, a **Classifier** is applied to determine whether a slot is relevant to an utterance or not. POGD shares

<sup>3</sup>In WoZ 2.0 there are 14.65% implicit values, and in MultiWoZ 2.0 the number is 10.50%. Among implicit values, the value don’t care accounts 82.49% in WoZ 2.0 and 16.64% in MultiWoZ 2.0, respectively.

<sup>4</sup>In the explicit case, rephrased values take a proportion of 29.32% in WoZ 2.0 and 32.1% in MultiWoZ 2.0, respectively.

all parameters across all slots to be scalable, and to achieve knowledge sharing. The training of the four modules is formulated as a multi-task learning procedure to promote the capability of generalization. POGD achieves a state-of-the-art performance of joint goal accuracy on the small-scale WoZ 2.0 (Wen et al., 2016) dataset. On the large-scale multi-domain dataset MultiWoZ 2.0 (Budzianowski et al., 2018), our model obtains 39.15% joint goal accuracy, outperforming prior work by 3.57%. The **contributions** of this paper are three folds:

- We address the DST problem by solving two easier subtasks, 1) point out explicitly expressed slot values in user’s utterance and 2) generate implicitly expressed ones based on slot-specific contexts.
- We propose a scalable multi-domain dialogue state tracker POGD, which obtains state-of-the-art results.
- To our knowledge, this is the first attempt to evaluate the capability of generalization of a dialogue state tracker on unseen slot values and new slots.

The rest of this paper is structured as follows: In Section 2 we give a brief review of previous works in the field and show their limitations. The architecture and other details of our model are described in Section 3. We perform several experiments to show advantages of POGD in Section 4. Followed by conclusions in Section 5.

## 2 Related Work

Traditional works on DST such as rule-based models (Wang and Lemon, 2013; Sun et al., 2014a), statistical models (Thomson and Young, 2010; Young et al., 2010; Lee and Eskenazi, 2013; Lee, 2013; Sun et al., 2014b; Xie et al., 2015) failed to produce satisfactory performance and now rarely discussed. Approaches using a separate Spoken Language Understanding (SLU) module (Henderson et al., 2012; Zilka and Jurcicek, 2015; Mrkšić et al., 2015) suffered from error accumulation from the SLU, and relied on hand-crafted semantic dictionaries or delexicalization—replace the values in the utterance with general tags to achieve generalization.

Recently, deep-learning showed its power to the dialogue state tracking challenges (DSTCs)

(Williams et al., 2013; Henderson et al., 2014a,b). A variety of DL-based methods were proposed: Neural Belief Tracker (NBT) (Mrkšić et al., 2016) applied representation learning to learn features as opposed to hand-crafting features; PtrNet (Xu and Hu, 2018) aimed to handle unknown values; GLAD (Zhong et al., 2018) and its further improved version GCE (Nouri and Hosseini-Asl, 2018) addressed the problem that extraction of rare slot-value pairs; another improvement of GLAD (Sharma et al., 2019) used the relevant past user’s utterance to get a better performance. But parameters of these models increased with the number of slots. For these scalable approaches, Ramadan et al. (2018) tried to share parameters across slots, but their model needs to iterate all slots and values in the ontology at each dialogue turn. Rastogi et al. (2017) generated a fix set of candidate values using a separate SLU module, so suffered from error accumulation. StateNet (Ren et al., 2018) reduced the dependence of ontology but no verification was done in their work.

## 3 Method

In this section, we discuss the details of our model. We formulate state tracking in the way that predicts the turn state like GLAD (Zhong et al., 2018), but we do not use the previous system acts in POGD’s inputs. At each dialogue turn, POGD’s input is consist of utterance  $U$ , a slot under considering  $s$  and its value set  $V^S$ . For utterance  $U$ , we simply concatenate user and system utterance ( $U^{usr}$  and  $U^{sys}$ ) by a particular symbol  $\langle usr \rangle$ .

$$U = U^{sys} \oplus \langle usr \rangle \oplus U^{usr} \quad (1)$$

### 3.1 Pointer

The Pointer is inspired by previous work PtrNet (Xu and Hu, 2018), which addressed the DST problem using Pointer Networks (Vinyals et al., 2015). We use a bidirectional LSTM (Hochreiter and Schmidhuber, 1997) to get the encoding  $H^P$  of  $U$  the same way as PtrNet.

$$H^P = BiLSIM^P(U) \in \mathbb{R}^{n \times d_h} \quad (2)$$

Where  $n$  is number of words in  $U$  and  $d_h$  is the dimension of LSTM hidden states. Different from PtrNet, Pointer module is not designed in an encoder-decoder structure, we use two Linears ( $Linear(X) = WX + b$ )  $Linear^{P_1}$  and  $Linear^{P_2}$  to encode slot information.

$$S^{P_i} = Linear^{P_i}(s) \in \mathbb{R}^{1 \times 2d_h} \quad i \in \{1, 2\} \quad (3)$$

Then, the starting position  $span^{p1}$  and the ending position  $span^{p2}$  of predicted value are computed via  $Attn^{P_i}$  in Figure 2 as following,

$$\alpha_j^{P_i} = v^T \tanh(\text{Linear}(H_j^P + S^{P_i})) \quad (4)$$

$$Scores_j^{P_i} = \exp \alpha_j^{P_i} / \sum_{j=1}^n \exp \alpha_j^{P_i} \quad (5)$$

$$span^{P_i} = \arg \max_j Scores_j^{P_i} \quad (6)$$

where  $1 \leq i \leq 2, 1 \leq j \leq n$  and we define a trainable parameter  $v$  and a Linear in each attention module. Note that there is no guarantee that  $span^{p1} \leq span^{p2}$ , when  $span^{p1} > span^{p2}$ , it indicates that Pointer’s output is not reliable, we will set Switcher’s output to choose Generator’s output as the final predicted value.

We get a  $U^{cut}$  by summing the word embeddings between  $span^{p1}$  and  $span^{p2}$  in  $U$  and compute its unit vector. It is used to calculate cosine similarity with embeddings of values, as shown in Figure 2. We find that values and their rephrased have similar embeddings, which is why the Pointer can overcome rephrasing values via attention mechanism.

$$U_{origin}^{cut} = \sum_{j=span^{p1}}^{span^{p2}} U_j \quad (7)$$

$$U^{cut} = U_{origin}^{cut} / \|U_{origin}^{cut}\|_2 \quad (8)$$

The cosine similarity between  $U^{cut}$  and values in value set  $V^S$  is calculate using dot attention (Luong et al., 2015),

$$v^P = \arg \max_{V_j^S} U^{cut} \cdot V_j^S \quad (9)$$

where  $j$  is in range of the number of values in  $V^S$ , we select the value with max attention score  $v^P$  as the output of Pointer. We also calculate a context  $C^P$  by following steps for further using in Classifier and Switcher.

$$C^{P_i} = \sum_{j=1}^n Scores_j^{P_i} H_j^P \quad (10)$$

$$C^P = C^{P_1} + C^{P_2} \quad (11)$$

### 3.2 Generator

The Generator works similar to Pointer, as described in Figure 2, after encoding utterance and slot and computing attention scores the same way

as Pointer, a slot-specific context  $C^G$  is computed as follows.

$$Scores^G = \text{Attn}^G(S^G, H^G) \quad (12)$$

$$C^G = \sum_{j=1}^n Scores_j^G H_j^G \quad (13)$$

Different from Pointer, Generator is designed to infer the implicit values based on slot-specific contexts, so it needs to handle more complex similarity than the word embeddings similarity computed in  $Attn_V^P$  in Pointer.  $C^G$  is transformed by a multilayer perceptron (MLP) (Gardner and Dorling, 1998) with ReLU (Nair and Hinton, 2010) activation, let  $\text{MLP}_{\text{ReLU}}^i$  denote a  $i$ -layers MLP with ReLU activation at each hidden layer, transformed context is computed as following.

$$C^{G'} = \text{MLP}_{\text{ReLU}}^2(C^G) \quad (14)$$

Attention  $Attn_V^G$  performed in Generator is to deal with the imbalance of implicit values. Traditional sequence to sequence models like PGNet (See et al., 2017) used a Linear to select final output from vocabulary, which may suffer from imbalanced distribution of values, because each value in vocabulary corresponding to a weight in the Linear. So instead of using a Linear, we use attention mechanism, the trainable parameters  $v$  and Linear in  $Attn_V^G$  are shared across all values, which reduces the impact of data imbalance on performance.  $Attn_V^G$  does’t perform dot attention as  $Attn_V^P$  in Pointer but perform the same as  $Attn^G$ . We also choose the value that has the max score  $v^G$  as the final output of Generator.

$$Scores_V^G = \text{Attn}_V^G(C^{G'}, V^S) \quad (15)$$

$$v^G = \arg \max_{V_j^S} Scores_V^G \quad (16)$$

### 3.3 Classifier & Switcher

Classifier and Switcher are two binary classifiers that have the same architecture—a 3-layers perceptron with dropout (Srivastava et al., 2014) at the hidden layer, and they also have the same inputs except for the encoding of slots. But the goal of the two modules are different: Switcher is trained to choose the final predicted value from Pointer’s output  $v^P$  and Generator’s output  $v^G$ , while Classifier is trained to determine whether the slot under considering  $s$  is relevant to the input utterance  $U$  or not. Let’s discuss how Switcher works, and the Classifier acts the same.

The Switcher’s input consists of three parts: Pointer’s attention context  $C^P$ , Generator’s attention context  $C^G$ , and the encoding of slot. As shown in Figure 2, they are simply concatenated together. Let  $I_{Switcher}$  denote the input of the Switcher, the Switcher works as following.

$$I_{Switcher} = C^G \oplus C^P \oplus Linear^S(s) \quad (17)$$

$$h = MLP_{ReLU}^2(I_{Switcher}) \quad (18)$$

$$h' = \text{dropout}(h) \quad (19)$$

$$output^S = \text{sigmoid}(Linear(h')) \quad (20)$$

where  $Linear^S$  is the slot encoder of Switcher as shown in Figure 2. The Switcher lets Pointer and Generator learn simplified tasks—Pointer learns to point only on pointable values and Generator learns to generate only on implicit values.

The final output produced by the sigmoid (LeCun et al., 2012) function. In our experiments, the final predicted value  $v^O$  is produced as follows.

$$v^{O'} = v^P output^S + v^G(1 - output^S) \quad (21)$$

$$v^O = v^{O'} output^C \quad (22)$$

Here  $output^S$  and  $output^C \in \{0, 1\}$  are the output of Switcher and Classifier.

### 3.4 Multi-Task Learning

The four modules in our model are jointly trained via multi-task learning. This section we discuss how we separate the tasks and which parameters are shared.

We use 5 loss functions to train our model. In Pointer, we use  $Scores^{P_i}$ ,  $i \in \{1, 2\}$  as outputs and ground truth starting and ending positions of values as labels to compute two cross entropy losses  $Loss^{P_1}$  and  $Loss^{P_2}$ . For Switcher and Classifier, they use expected outputs generated from the dataset as labels and perform binary cross entropy losses  $Loss^S$  and  $Loss^C$ . During the training process, we use Switcher’s labels to produce final output  $v^O$ , then a cross entropy loss  $Loss^{final}$  is computed between  $v^O$  the ground truth output of the tracker. Generator is a little particular, it doesn’t have its own loss function, as we described in the last subsection,  $v^O$  only contains Pointer’s output  $v^P$  or Generator’s output  $v^G$ , so the error back propagation of  $Loss^{final}$  will only go through either Pointer or Generator. We use cut values in Pointer and the indexing data doesn’t have gradient so the Pointer needs its own losses.

The Classifier needs negative sampling, which brings more difficulty to the joint training process. Negative samples are randomly selected from unrelated slots with some ratio, we should make them only have effect on the Classifier. When a negative sample goes through the model, Switcher’s label will set to its output before the back propagation, and other modules’ labels will set to zero and ignored from cross entropy loss functions.

Classifier and Switcher use Pointer and Generator’s attention contexts as a part of the input, Caruana (1997) showed that multi-task learning can improve generalization, our experiments further verified this argument.

## 4 Experiments

In this section, we perform several experiments to show the advantages of our model. We show joint goal accuracy of POGD on two datasets, and compare to several previous approaches. Then we examine our model’s generalization on unseen values, and the capability of few-shot learning on new slots.

### 4.1 Dataset

Metric	WoZ	MultiWoZ
dialogues	600	8,438
total turns	4,472	115,424
average tokens per turn	11.24	13.18
inform slots	3	35
tot values	99	4510
unique tokens	2,142	24,071

Table 1: Details compare between WoZ 2.0 and MultiWoZ 2.0 dataset.

We mainly use two datasets to evaluate our model, one is a small-scale dataset, the second version of Wizard-of-Oz (WoZ 2.0) (Wen et al., 2016) which user’s goal is to find a suitable restaurant around Cambridge. Another one is a large-scale multi-domain dataset, the second version MultiWoZ 2.0 (Budzianowski et al., 2018), which contains 6 domains but we only use 5 domains occurred in its test set as Ramadan et al. (2018) did. Both of them are human-machine conversations. A comparison of two datasets showed in Table 1.

### 4.2 Implementation Details

We use *semantically specialised* Paragram-SL999 vectors (Wieting et al., 2015) the same as Neu-

DST models	Joint Acc. WoZ 2.0 (%)	Joint Acc. MultiWoZ 2.0 (%)
Belief Tracking: CNN(Ramadan et al., 2018)	85.5	25.83
Neural Belief Tracker: NBT-DNN(Mrkšić et al., 2016)	84.4	/
GLAD(Zhong et al., 2018)	88.1	35.57
GCE(Nouri and Hosseini-Asl, 2018)	88.5	35.58
GLAD + RC + FS(Sharma et al., 2019)	<b>89.2</b>	/
SateNet(Ren et al., 2018)	88.9	/
<b>POGD (ours)</b>	88.7	<b>39.15</b>

Table 2: Joint goal accuracy on WoZ 2.0 and MultiWoZ 2.0 test set vs. various approaches as reported in the literature.

ral Belief Tracker (Mrkšić et al., 2016) and do not fine-tune the embeddings of utterance and values. Slots’ embeddings are random initialized. Model is trained using ADAM (Kingma and Ba, 2014) with learning rate  $1e-3$ . We apply dropout (Srivastava et al., 2014) with rate 0.3 at word embeddings and hidden layers of MLPs in Classifier and Switcher. The position labels used to train Pointer are generated the same way as PtrNet (Xu and Hu, 2018), we use the last occurrence of the reference value in the dialogue history, if a subsequence of an utterance in history has a Levenshtein distance less than 3 with the value, it will be treated as a successful match. Switcher’s labels are generated the same time—matching is successful or not. Labels of Classifier need negative sampling, we randomly choose unrelated slots as negative samples, with a probability of  $13/30$  in MultiWoZ 2.0, and in the WoZ 2.0 dataset we use all unrelated slots as negative samples. We train the model 400 epochs with L2 regularization  $2e-7$  on WoZ 2.0 and 50 epochs with L2  $1e-7$  on MultiWoZ 2.0. Other details of data generation and parameters of POGD are described in the Appendix.

### 4.3 Performance

As described in Section 1, the joint goal accuracy is a widely used metric in DST task. Table 2 shows the joint goal accuracy of our model compares against various previous reported baselines on WoZ 2.0 and MultiWoZ 2.0 test set. POGD achieves competitive result 88.70% on the small dataset and gets a state-of-the-art result 39.15% on the large scale dataset.

### 4.4 Generalization

In this section, we will show the POGD model is generalizable in two aspects: unseen values and new slots. New values or called unseen values

means they don’t appear during the training process.

#### 4.4.1 Unseen values

The generalization of unseen values is evaluated at WoZ 2.0 dataset. We randomly choose values at rate 15% to 55% of slot *food* which contains 76 values in total, and delete data contains these values from the train set. We report Precision, Recall and F1 score of these values in the test set, as shown in Table 3.

Experiments here are not intend to get the best performance but to prove our POGD model **can** handle unseen values, so we only train 20 epochs to get results in Table 3. It is important to emphasize that our POGD can generalize to unseen values without using SLU module or delexicalization like previous works(Rastogi et al., 2017; Ren et al., 2018).

unseen(%)	Precision	Recall	F1 score
15 (4.15)	0.9592	0.9216	0.9400
25 (10.55)	0.9746	0.8647	0.9163
35 (11.35)	0.9565	0.8333	0.8907
45 (16.31)	0.9776	0.8137	0.8881
55 (24.80)	0.9132	0.8155	0.8616

Table 3: POGD’s performance on unseen values. Numbers in brackets indicate the proportion of deleted training examples. Unseen values are randomly selected, and each value takes different proportions in the training data.

#### 4.4.2 New slots

The generalization of new slots is rarely discussed. Recent approaches like NBT (Mrkšić et al., 2016) and PtrNet (Xu and Hu, 2018) trained model separately for each slot type, when facing a new slot, they need to train an entirely new model. As for

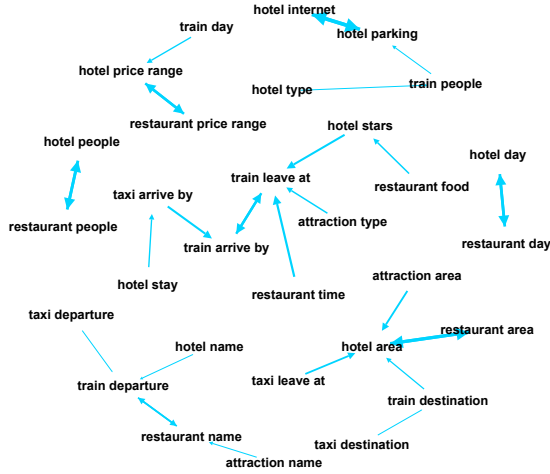


Figure 3: The similarity between slot embeddings, for each edge, the target slot has the highest similarity with source node, and the thickness of the edge indicates the weight and the similarity.

those scalable approaches (Zhong et al., 2018; Ren et al., 2018; Ramadan et al., 2018; Rastogi et al., 2017; Nouri and Hosseini-Asl, 2018), they may generalize to a new slot by fine-tuning their models but no experiments were done in their works.

In our POGD model, parameters are shared across all slots to share knowledge, when a new slot is added to ontology, with a few data and training epochs, the model could get a satisfactory performance. Furthermore, we find that the similarity between embeddings of slots will train to be consistent with the similarity of the slot values’ *entity types*, we verify this by computing the cosine similarity between slots embeddings. We keep the most similar slot for each slot, and use the similarity between their embeddings as weights, then construct a directed graph. We plot the graph using Gephi<sup>5</sup> with FruchtermanReingold algorithm (Fruchterman and Reingold, 1991), as shown in Figure 3. We can find that a pair of slots have a higher similarity when their corresponding values have a more similar entity type. Experiments show this phenomenon can be used to improve the convergence speed of our model.

The following experiments are performed to show the ability of few-shot learning and the convergence speed of POGD. In this subsection, data of 30 slots from 5 domains with 1:10 negative sampling rate are used. We use data of 29 slots except `train departure` to train a model 10 epochs as a pretrained model, and use `train`

<sup>5</sup><https://gephi.org/>

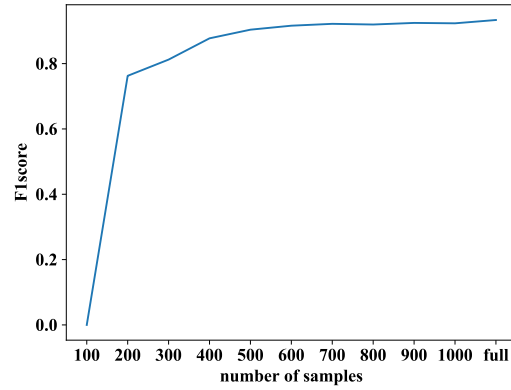


Figure 4: Results of few-shot learning. At each point we train the model for 10 epochs and select the best, *full* at the end of abscissa means we use full data (19651 examples) to train the model.

`departure`’s data to evaluate. We use this slot because it is complex enough and has less overlapping values with its similar slot—`restaurant name`, which ensures the effectiveness of experiments.

To show the capability of few-shot learning, we randomly choose training examples from data of slot `train departure` which contains 19651 examples in total (including negative examples), after fine-tuning the pretrained model using these examples 10 epochs, we choose the best performance and get results shown in Figure 4. We find that with only 700 of 19651 (3.56%) training examples we could get nearly the same results as using full data.

We compare the convergence speed between the slot `train departure` is random initialized and initialized with embeddings of `restaurant`

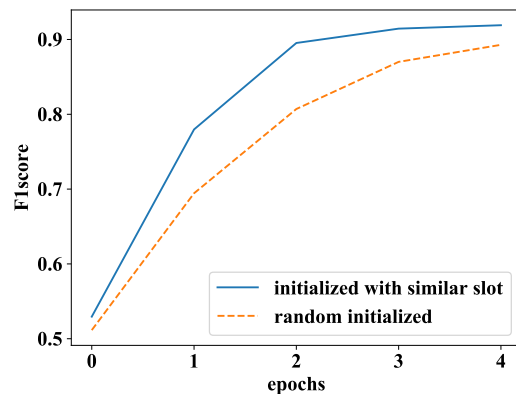


Figure 5: Results of convergence speed tests. The results here are generated by fine-tuning the pretrained model with only 700 of 19651 examples (including negative examples) in 5 epochs.

name, the results shown in Figure 5 indicate that initializing with similar slot embeddings can significantly increase the convergence speed. But if we only use the new slot’s data to fine-tune the pre-trained model, after several epochs the pretrained model may be broken, so an efficient way to learn a new slot is using the slot-specific data and full data alternately to fine-tune the pretrained model, while new slot initialized with a similar slot.

#### 4.5 Ablation study

We perform ablation experiments to analyze the effectiveness of different components of POGD. The results of these experiments are shown in Table 4.

models	joint goal WoZ 2.0	joint goal MultiWoZ 2.0
POGD	0.8870	0.3915
POGD+C	0.9411	0.5849
POGD+S	0.8451	0.3206
POGD+C+S	0.9350	0.5942
only Pointer	0.7357	0.5615
only Generator	0.0334	0.0297

Table 4: Results of ablation experiments of POGD. ”+C” means we use the labels of Classifier as its outputs, ”+S” means the same for Switcher. Only Pointer (Generator) means Switcher always chose the output from Pointer (Generator) and use the Classifier’s labels as its outputs.

**Combining Pointer and Generator we can get a strong performance on figuring out values given a correct slot.** When Classifier uses the labels, we can get a 94.11% joint goal accuracy on WoZ 2.0 and 58.49% on MultiWoZ 2.0, which outperforms the previous state-of-the-art(Sharma et al., 2019; Nouri and Hosseini-Asl, 2018) by 4.91% and 22.91%. It is because the binary Switcher lets them handle simplified cases: Pointer only learns to point out values from the user’s utterance and Generator only learns to infer implicit values.

**The Switcher choose the best output from Pointer and Generator.** From the results we notice that when only the Switcher uses the generated labels as outputs, the performance of our model is slightly worse, after analyzing the output of the model, we found two reasons. One is the dialogue state doesn’t always update as soon as a value is mentioned by the user, but Switcher’s labels are generated turn by turn, if a value’s first

occurrence is missed, it will not be corrected in the followed turns. For example, a user informs the system he wants to find a restaurant that serves Chinese food, but in some data examples the slot-value pair of `food=chinese` is added to the dialogue state until the booking is completed. In such cases, generated labels cause all of these turn states go wrong, but Switcher and Classifier may decide to output this pair when it is first mentioned, so after turns of wrong state, it may finally get a correct state (*e.g.*, when booking is completed). Another reason is, a pointable value not always produced by Pointer, it may generate by Generator with higher confidence. Because of these two reasons, Switcher produced unexpected results with better performance than the generated labels.

	Acc WoZ 2.0	Acc MultiWoZ 2.0
Switcher	0.9782	0.9837
Classifier	0.9793	0.9888

Table 5: Performance of Switcher and Classifier.

**The Classifier works well but suffers a lot from error accumulation.** Even though it has high accuracy as illustrated in Table 5, but with the increasing of slots, each percent of classifier errors cause more loss on the joint goal accuracy, because at each turn we iterate all slot and try to figure out their values, but most of them are not relevant to the utterance. This is the biggest problem with our model. We should design it in a more stable way in the future.

## 5 Conclusion

We propose the Point-Or-Generate Dialogue State Tracker (POGD)—a scalable multi-domain dialogue state tracker. POGD can handle unseen values and reduce the effort when new slots added to the ontology. Our model obtains 88.7% joint goal accuracy on the WoZ 2.0 dataset, and on the large-scale multi-domain dataset MultiWoZ 2.0, it obtains 39.15% joint goal accuracy, outperforming prior work by 3.57%.

## References

Paweł Budzianowski, Tsung-Hsien Wen, Bo-Hsiang Tseng, Iñigo Casanueva, Stefan Ultes, Osman Ramadan, and Milica Gašić. 2018. Multiwoz-a



- large-scale multi-domain wizard-of-oz dataset for task-oriented dialogue modelling. *arXiv preprint arXiv:1810.00278*.
- Rich Caruana. 1997. Multitask learning. *Machine learning*, 28(1):41–75.
- Thomas MJ Fruchterman and Edward M Reingold. 1991. Graph drawing by force-directed placement. *Software: Practice and experience*, 21(11):1129–1164.
- Matt W Gardner and SR Dorling. 1998. Artificial neural networks (the multilayer perceptron)a review of applications in the atmospheric sciences. *Atmospheric environment*, 32(14-15):2627–2636.
- Matthew Henderson, Milica Gašić, Blaise Thomson, Pirros Tsiakoulis, Kai Yu, and Steve Young. 2012. Discriminative spoken language understanding using word confusion networks. In *2012 IEEE Spoken Language Technology Workshop (SLT)*, pages 176–181. IEEE.
- Matthew Henderson, Blaise Thomson, and Jason D Williams. 2014a. The second dialog state tracking challenge. In *Proceedings of the 15th Annual Meeting of the Special Interest Group on Discourse and Dialogue (SIGDIAL)*, pages 263–272.
- Matthew Henderson, Blaise Thomson, and Jason D Williams. 2014b. The third dialog state tracking challenge. In *2014 IEEE Spoken Language Technology Workshop (SLT)*, pages 324–329. IEEE.
- Sepp Hochreiter and Jürgen Schmidhuber. 1997. Long short-term memory. *Neural computation*, 9(8):1735–1780.
- Diederik P Kingma and Jimmy Ba. 2014. Adam: A method for stochastic optimization. *arXiv preprint arXiv:1412.6980*.
- Yann A LeCun, Léon Bottou, Genevieve B Orr, and Klaus-Robert Müller. 2012. Efficient backprop. In *Neural networks: Tricks of the trade*, pages 9–48. Springer.
- Sungjin Lee. 2013. Structured discriminative model for dialog state tracking. In *Proceedings of the SIGDIAL 2013 Conference*, pages 442–451.
- Sungjin Lee and Maxine Eskenazi. 2013. Recipe for building robust spoken dialog state trackers: Dialog state tracking challenge system description. In *Proceedings of the SIGDIAL 2013 Conference*, pages 414–422.
- Minh-Thang Luong, Hieu Pham, and Christopher D Manning. 2015. Effective approaches to attention-based neural machine translation. *arXiv preprint arXiv:1508.04025*.
- Nikola Mrkšić, Diarmuid O Séaghdha, Blaise Thomson, Milica Gašić, Pei-Hao Su, David Vandyke, Tsung-Hsien Wen, and Steve Young. 2015. Multi-domain dialog state tracking using recurrent neural networks. *arXiv preprint arXiv:1506.07190*.
- Nikola Mrkšić, Diarmuid O Séaghdha, Tsung-Hsien Wen, Blaise Thomson, and Steve Young. 2016. Neural belief tracker: Data-driven dialogue state tracking. *arXiv preprint arXiv:1606.03777*.
- Vinod Nair and Geoffrey E Hinton. 2010. Rectified linear units improve restricted boltzmann machines. In *Proceedings of the 27th international conference on machine learning (ICML-10)*, pages 807–814.
- Elnaz Nouri and Ehsan Hosseini-Asl. 2018. Toward scalable neural dialogue state tracking model. *arXiv preprint arXiv:1812.00899*.
- Osman Ramadan, Paweł Budzianowski, and Milica Gašić. 2018. Large-scale multi-domain belief tracking with knowledge sharing. *arXiv preprint arXiv:1807.06517*.
- Abhinav Rastogi, Dilek Hakkani-Tür, and Larry Heck. 2017. Scalable multi-domain dialogue state tracking. In *2017 IEEE Automatic Speech Recognition and Understanding Workshop (ASRU)*, pages 561–568. IEEE.
- Liliang Ren, Kaige Xie, Lu Chen, and Kai Yu. 2018. Towards universal dialogue state tracking. *arXiv preprint arXiv:1810.09587*.
- Abigail See, Peter J Liu, and Christopher D Manning. 2017. Get to the point: Summarization with pointer-generator networks. *arXiv preprint arXiv:1704.04368*.
- Sanuj Sharma, Prafulla Kumar Choubey, and Ruihong Huang. 2019. Improving dialogue state tracking by discerning the relevant context. *arXiv preprint arXiv:1904.02800*.
- Nitish Srivastava, Geoffrey Hinton, Alex Krizhevsky, Ilya Sutskever, and Ruslan Salakhutdinov. 2014. Dropout: a simple way to prevent neural networks from overfitting. *The Journal of Machine Learning Research*, 15(1):1929–1958.
- Kai Sun, Lu Chen, Su Zhu, and Kai Yu. 2014a. A generalized rule based tracker for dialogue state tracking. In *2014 IEEE Spoken Language Technology Workshop (SLT)*, pages 330–335. IEEE.
- Kai Sun, Lu Chen, Su Zhu, and Kai Yu. 2014b. The sjt system for dialog state tracking challenge 2. In *Proceedings of the 15th Annual Meeting of the Special Interest Group on Discourse and Dialogue (SIGDIAL)*, pages 318–326.
- Blaise Thomson and Steve Young. 2010. Bayesian update of dialogue state: A pomdp framework for spoken dialogue systems. *Computer Speech & Language*, 24(4):562–588.
- Oriol Vinyals, Meire Fortunato, and Navdeep Jaitly. 2015. Pointer networks. In *Advances in Neural Information Processing Systems*, pages 2692–2700.

- Zhuoran Wang and Oliver Lemon. 2013. A simple and generic belief tracking mechanism for the dialog state tracking challenge: On the believability of observed information. In *Proceedings of the SIGDIAL 2013 Conference*, pages 423–432.
- Tsung-Hsien Wen, David Vandyke, Nikola Mrksic, Milica Gasic, Lina M Rojas-Barahona, Pei-Hao Su, Stefan Ultes, and Steve Young. 2016. A network-based end-to-end trainable task-oriented dialogue system. *arXiv preprint arXiv:1604.04562*.
- John Wieting, Mohit Bansal, Kevin Gimpel, and Karen Livescu. 2015. From paraphrase database to compositional paraphrase model and back. *Transactions of the Association for Computational Linguistics*, 3:345–358.
- Jason Williams, Antoine Raux, Deepak Ramachandran, and Alan Black. 2013. The dialog state tracking challenge. In *Proceedings of the SIGDIAL 2013 Conference*, pages 404–413.
- Qizhe Xie, Kai Sun, Su Zhu, Lu Chen, and Kai Yu. 2015. Recurrent polynomial network for dialogue state tracking with mismatched semantic parsers. In *Proceedings of the 16th Annual Meeting of the Special Interest Group on Discourse and Dialogue*, pages 295–304.
- Puyang Xu and Qi Hu. 2018. An end-to-end approach for handling unknown slot values in dialogue state tracking. *arXiv preprint arXiv:1805.01555*.
- Steve Young, Milica Gašić, Simon Keizer, François Mairesse, Jost Schatzmann, Blaise Thomson, and Kai Yu. 2010. The hidden information state model: A practical framework for pomdp-based spoken dialogue management. *Computer Speech & Language*, 24(2):150–174.
- Steve Young, Milica Gašić, Blaise Thomson, and Jason D Williams. 2013. Pomdp-based statistical spoken dialog systems: A review. *Proceedings of the IEEE*, 101(5):1160–1179.
- Victor Zhong, Caiming Xiong, and Richard Socher. 2018. Global-locally self-attentive encoder for dialogue state tracking. In *Proceedings of the 56th Annual Meeting of the Association for Computational Linguistics (Volume 1: Long Papers)*, pages 1458–1467.
- Lukas Zilka and Filip Jurcicek. 2015. Incremental lstm-based dialog state tracker. In *2015 Ieee Workshop on Automatic Speech Recognition and Understanding (Asru)*, pages 757–762. IEEE.

## A Appendix

### A.1 Data generation

POGD is designed to predict the turn goals, but in MultiWoZ 2.0, it only contains the full dialogue states, so we need to generate turn goals labels. The turn goals labels are generated as follows, at the first turn of dialogue the state is equal to the turn goals, for the following turns, we simply delete the slot-value pairs that appeared in previous turns. If a value doesn't occur in the dialogue state on its first occurrence, we will add it to the turn state where it was mentioned. This operation only performed in WoZ 2.0, in MultiWoZ 2.0, a value may use for several slots, this operation may lead to further errors. One important thing, no modification was performed on the test set.

### A.2 Parameters

Words are represented using 300 dimensional embeddings, and each slot is mapped to a randomly initialized 100 dimensional embedding. **LSTMs:** all LSTMs in POGD are one layer BiLSTM and their hidden state size is 128. **Linears:**  $Linear^{P_1}$ ,  $Linear^{P_2}$  and  $Linear^G$  have the same output size of  $2 * \text{BiLSTMs' hidden size}$  to perform attention. The output size of  $Linear^S$  and  $Linear^C$  is equal to their input dimensions. **MLPs:**  $MLP^S$  and  $MLP^C$  have the same architecture as described in Section 3, they have hidden layer sizes the same as LSTMs' hidden size.  $MLP^G$  is a  $MLP_{\text{ReLU}}^2$  and has a hidden size of  $2 * \text{dimension of words embeddings}$ .

During the training process on WoZ 2.0 dataset, due to such little data, instead of  $MLP_{\text{ReLU}}^3$  on MultiWoZ 2.0 dataset, Classifier and Switcher are  $MLP_{\text{ReLU}}^2$  and the  $MLP^G$  is not used. We set the hidden state of BiLSTMs to 150 to perform  $Attn_V^G$  without  $MLP^G$ , because  $2 * \text{LSTM's hidden size}$  should equals to the embeddings of values.

### A.3 Tricks

During the training process, we used a dynamic batch size to adjust the learning rate. We changed the batch size every 30 epochs on WoZ 2.0 and 5 epochs on MultiWoZ, and each time batch size changed, we will load the best model parameters up to now and continue to training. We found that this trick accelerated the convergence and slightly increased the performance.