

θ_{BAO} estimates and the H_0 tension

Rafael C. Nunes^{1,*} and Armando Bernui^{2,†}

¹*Divisão de Astrofísica, Instituto Nacional de Pesquisas Espaciais,
Avenida dos Astronautas 1758, São José dos Campos, 12227-010, SP, Brazil*

²*Observatório Nacional, Rua General José Cristino 77,
São Cristóvão, 20921-400, Rio de Janeiro, RJ, Brazil*

An observational tension on estimates of the Hubble parameter, H_0 , using early and late Universe information, is being of intense discussion in the literature. Additionally, it is of great importance to measure H_0 independently of CMB data and local distance ladder method. In this sense, we analyze 15 measurements of the transversal BAO scale, θ_{BAO} , obtained in a weakly model-dependent approach, in combination with other data sets obtained in a model-independent way, namely, Big Bang Nucleosynthesis (BBN) information, 6 gravitationally lensed quasars with measured time delays by the H0LiCOW team, and measures of cosmic chronometers (CC). We find $H_0 = 74.88^{+1.9}_{-2.1}$ km s⁻¹ Mpc⁻¹ and $H_0 = 72.06^{+1.2}_{-1.3}$ km s⁻¹ Mpc⁻¹ from $\theta_{\text{BAO}}+\text{BBN}+\text{H0LiCOW}$ and $\theta_{\text{BAO}}+\text{BBN}+\text{CC}$, respectively, in fully accordance with local measurements. Moreover, we estimate the sound horizon at drag epoch, r_d , independent of CMB data, and find $r_d = 144.1^{+5.3}_{-5.5}$ Mpc (from $\theta_{\text{BAO}}+\text{BBN}+\text{H0LiCOW}$) and $r_d = 150.4^{+2.7}_{-3.3}$ Mpc (from $\theta_{\text{BAO}}+\text{BBN}+\text{CC}$). In a second round of analysis, we test how the presence of a possible spatial curvature, Ω_k , can influence the main results. We compare our constraints on H_0 and r_d with other reported values. Our results show that it is possible to use a robust compilation of transversal BAO data, θ_{BAO} , jointly with model-independent measurements, in such a way that the tension on the Hubble parameter disappears.

I. INTRODUCTION

The standard cosmological model, the flat Λ CDM, based on general relativity theory plus a positive cosmological constant and dark matter, has been able to explain accurately the most diverse observations made in the past two decades. Despite that, as new astronomical observations improve, in precision and in the diversity of cosmic tracers, arises a possible inability to explain within the standard paradigm quantitatively different measurements, and this is putting the Λ CDM cosmology in a crossroads. The most notable issue is the current tension on the Hubble parameter H_0 . Assuming the Λ CDM scenario, Planck-CMB data analysis provides $H_0 = 67.4 \pm 0.5$ km s⁻¹Mpc⁻¹ [1], while a model-independent local measurement from Hubble Space Telescope observations of 70 long-period Cepheids in the Large Magellanic Cloud results $H_0 = 74.03 \pm 1.42$ km s⁻¹Mpc⁻¹ [2]. These estimates are in 4.4σ tension. Additionally, a combination of time-delay cosmography from H0LiCOW lenses and the distance ladder results is at 5.2σ tension with CMB constraints [3]. Another accurate independent measure was carried out in [4], from Tip of the Red Giant Branch, showing $H_0 = 69.8 \pm 1.1$ km s⁻¹Mpc⁻¹. Other recent analysis also put in crisis the Λ CDM model [5–10]. In addition to this disagreement with diverse observations, it is important to remember that the cosmological constant suffers from some theoretical problems [11, 12] that motivates alternative scenarios that could, at the same time, explain the observational

data and have some theoretical appeal. This stimulated recent discussions about whether a new physics beyond the standard cosmological model can solve the H_0 tension [13–26].

Other less noticed –but not less important– issue concerns the standard ruler measurement, that is, the comoving sound horizon scale at the end of drag epoch, $r_{\text{drag}} = r_d$. Assuming the flat Λ CDM cosmology, analyses of the CMB measurements from the Planck collaboration [1] and the WMAP team [27] give $r_d = 147.09 \pm 0.26$ Mpc and $r_d = 152.99 \pm 0.97$ Mpc¹, respectively. But there are also estimates of the sound horizon scale at low redshift combining data from large-scale structure: $r_d = 150.0 \pm 4.7$ Mpc (CSB), $r_d = 143.9 \pm 3.1$ Mpc (CSBH), where C-S-B-H indicate a combination of data from Cosmic Chronometers, SNe, BAO data, and local H_0 measurement (for details, see [28]). An interesting information regarding the estimate of r_d using CMB data is that this derivation can be somehow biased by model hypotheses [29]. For this, the literature exhibits the efforts to obtain a model-independent estimate of r_d [28, 30]. An estimate of this type obtains $r_d = 136.7 \pm 4.1$ Mpc [30], which is in tension of $\sim 2.5\sigma$ and $\sim 3.8\sigma$ with the Planck and WMAP values, respectively (for other analyses see, e.g., [29, 31, 32]). Recently, final measurements from the completed SDSS lineage of experiments in large-scale structure provide $r_d = 149.3 \pm 2.8$ Mpc [33], in good agreement with Planck-CMB estimate.

The main aim of this work is to obtain constraints on some cosmological parameters of interest in current lit-

* rafadcnunes@gmail.com

† bernui@on.br

¹ https://lambda.gsfc.nasa.gov/product/map/dr5/params/lcdm_wmap9_spt_act.cfm

erature, namely H_0 and r_d , independent of CMB and local distance ladder data, using sets of data obtained following weakly model-dependent or model-independent approaches. Such analyses are important, and of great interest, because provides an alternative way to quantify the current observational tension on these parameters and will provide results that can shed light on this problem. To achieve these objectives, in this work we use measurements of the transversal BAO scale (θ_{BAO}), data obtained following an approach that weakly depends on the assumption of a cosmological model, as described in ref. [34] (all these measurements were obtained following the same methodological approach, however, since the clustering analyses were performed with diverse cosmological tracers –blue galaxies, luminous red galaxies, quasars– one should be careful with the systematics of each dataset [for some tests to deal with systematics in data analyses see, e.g., 35–37]). See [38–41] for others recent discussions on the cosmological constraints investigations under the perspective of the BAO measurements by other independent groups.

In these combined analyses we also use the big bang nucleosynthesis (BBN) data, information from gravitationally lensed quasars with measured time delays (H0LiCOW data), and the cosmic chronometers (CC) data. We found that a robust analysis from these data sets is possible to get an accuracy up to $\sim 1.7\%$ on H_0 , and this parameter lives in the range to be compatible with local measurements of H_0 . To the authors’ knowledge, this is the first H_0 measurement using BAO data information plus others data sets obtained in a weakly model-dependent way, able to generate high H_0 values, in order to be compatible with local and model-independent measures, within the Λ CDM framework.

The paper is structured as follows. In the next section we present the data sets used in this work and the statistical methodology. In section III we discussed the main results of our analysis. In section IV we outline our final considerations and perspectives.

II. METHODOLOGY

We describe below the observational data sets and the statistical methods that we use to explore our parameter space.

Transversal BAO: Let us adopt 15 BAO measurements, $\theta_{\text{BAO}}(z)$, obtained in a weakly model-dependent approach, compiled in table I in [32]. These measurements were obtained using public data releases (DR) of the Sloan Digital Sky Survey (SDSS), namely: DR7, DR10, DR11, DR12, DR12Q (quasars) [42]. It is important to notice that due to the cosmological-independent methodology used to perform these transversal BAO measurements their errors are larger than the errors obtained using a fiducial cosmology approach. The reason for this fact is that, while in the former methodology the

error is given by the measure of how large is the BAO bump, in the later approach the model-dependent best-fit of the BAO signal quantifies a smaller error. Typically, in the former methodology the error can be of the order of $\sim 10\%$, but in some cases it can arrive to 18%, and in the later approach it is of the order of few percent [34].

BBN: The deuterium abundance and the radiative capture of protons on deuterium to produce 3He is one of the most widely used primordial elements for constraining the baryon density. The empirical value for the reaction rate is computed in [43], constraining the baryon density to $100\Omega_b h^2 = 2.235 \pm 0.016$, where the dimensionless parameter $h = H_0/100$ is the reduced Hubble constant. We adopt this value as the Gaussian prior likelihood in our analysis.

H0LiCOW: A powerful geometric method to measure H_0 is offered by the gravitational lensing. The time delay between multiple images, produced by a massive object (lens) and the gravitational potential between a light-emitting source and an observer, can be measured by looking for flux variations that correspond to the same source event. This time delay depends on the mass distribution along the line of sight and in the lensing object, and it represents a complementary and independent approach with respect to the CMB and the distance ladder. Due to their variability and brightness, lensed quasars have been widely used to determine H_0 (see, e.g., [44–46] and references therein). The time delay is highly sensitive to H_0 , but with a weak dependence on other cosmological parameters. In the present work, we use the six systems of strongly lensed quasars reported by the H0LiCOW Collaboration [3].

CC: The late expansion history of the Universe can be studied in a model-independent fashion by measuring the age difference of cosmic chronometers (CC), such as old and passively evolving galaxies that act as standard clocks [47, 48]. In our analysis we consider the measurements of CC as presented in [48].

We ran CLASS+MontePython code [49–51] using Metropolis-Hastings mode to derive constraints on cosmological parameters from the BAO+BBN, BAO+BBN+H0LiCOW and BAO+BBN+CC data combination. In a first round of analysis we consider that the background expansion framework is fix assuming a flat- Λ CDM scenario. Next, we also analyze the case Λ CDM + Ω_k . All of our runs reached a Gelman-Rubin convergence criterion of $R - 1 < 10^{-3}$. In what follows, we discuss the main results of our analyses.

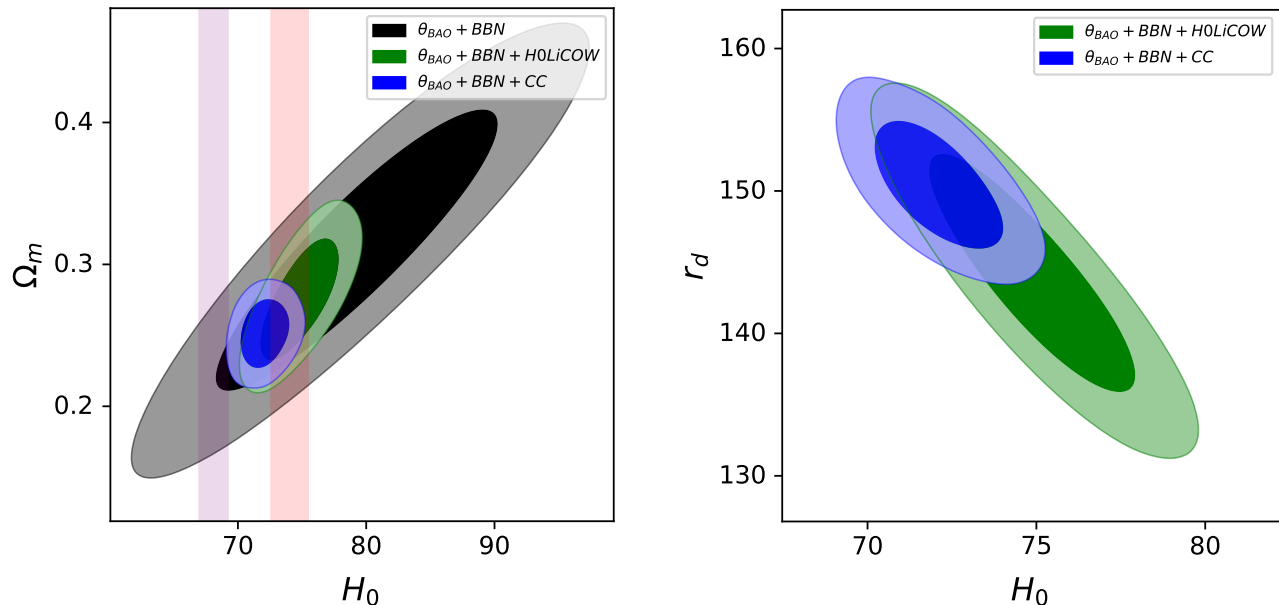


FIG. 1. Left panel: The 68% CL and 95% CL regions in the $H_0 - \Omega_m$ plane, inferred from $\theta_{BAO} + BBN$ analyses in combination with H0LiCOW and CC data. The vertical light-purple and light-red bands correspond to H_0 from BAO + BBN taken from [52] and the SHOES measurement [2], respectively. Right panel: The 68% CL and 95% CL regions in the $H_0 - r_d$ plane from $\theta_{BAO} + BBN + H0LiCOW$ and $\theta_{BAO} + BBN + CC$ analyses. The parameter H_0 is measured in units of $\text{km s}^{-1} \text{Mpc}^{-1}$ and r_d in Mpc.

III. RESULTS

The left panel of figure 1 shows the parametric space in the plane $H_0 - \Omega_m$ from $\theta_{BAO} + BBN$, $\theta_{BAO} + BBN + H0LiCOW$ and $\theta_{BAO} + BBN + CC$ data combination. We find $H_0 = 74.88^{+1.9}_{-2.1} \text{ km s}^{-1} \text{Mpc}^{-1}$ and $H_0 = 72.06^{+1.2}_{-1.3} \text{ km s}^{-1} \text{Mpc}^{-1}$ at 68% confidence level (CL) from $\theta_{BAO} + BBN + H0LiCOW$ and $\theta_{BAO} + BBN + CC$, respectively. The total matter density (baryon + dark matter density) is fit to be $\Omega_m = 0.2763^{+0.027}_{-0.028}$ and $\Omega_m = 0.2515^{+0.016}_{-0.016}$ at 68% CL from $\theta_{BAO} + BBN + H0LiCOW$ and $\theta_{BAO} + BBN + CC$, respectively. Since the measurements of θ_{BAO} have error bars a bit larger than other BAO data compilations, one can notice that the H_0 parameter becomes more degenerate from $\theta_{BAO} + BBN$ constraints when compared to other BAO + BBN analyses performed in the literature [52, 53]. Interesting to note that the $H_0 - \Omega_m$ plane, from θ_{BAO} data, also tends to be positively correlated, but generating high H_0 values. We add H0LiCOW lenses and CC data to better bounds the parameter space. In Figure 1, the horizontal light purple and light red bands correspond to H_0 values from the BAO + BBN analysis [52] and the SHOES measurement [2], respectively. We note that H_0 is at $\sim 2\sigma$ and $\sim 2.5\sigma$ tension from $\theta_{BAO} + BBN + H0LiCOW$ and $\theta_{BAO} + BBN + CC$, respectively, when compared to the measurements performed in [52]. In contrast, our H_0 estimates are in agreement with SHOES [2].

Therefore, combining θ_{BAO} with other data obtained in a model-independent way, and without using CMB and supernovae data, we see their concordance with local measurements of H_0 . A direct interpretation of why the Λ CDM scenario is generating high H_0 values, is because our global fit predicts less dark matter today –in contrast, more dark energy– via the relation $\Omega_m + \Omega_{DE} = 1$, where $\Omega_m = \Omega_b + \Omega_{DM}$. Notice that Ω_b here is determined from BBN information. So, the change on Ω_m estimate is due to dark matter density only, once the radiation (photons + neutrinos) contribution is negligible at low- z . Because our joint analysis predicts more dark energy at late times, the Universe expands faster, generating a larger $H(z)$ evolution and high H_0 values. In [32], was analyzed CMB + θ_{BAO} , where we report $H_0 = 69.23 \pm 0.50 \text{ km s}^{-1} \text{Mpc}^{-1}$, where we can see a displacement of $\sim +2 \text{ km s}^{-1} \text{Mpc}^{-1}$, in relation to the Planck + BAO analysis made by the Planck Collaboration [1]. Again, it is clear that θ_{BAO} tends to generate higher H_0 values in comparison with other BAO compilation in literature. The H_0 value from CMB data is inferred analyzing the first acoustic peak position, which depends on the angular scale $\theta_* = d_s^*/D_A^*$, where d_s^* is the sound horizon at decoupling (the distance a sound wave traveled from the big bang to the epoch of the CMB-baryons decoupling) and D_A^* is the angular diameter distance at decoupling, which in turn depends on the expansion history, $H(z)$, after decoupling, controlled also by the ratio Ω_{DM}/Ω_{DE} and H_0 mainly. Our joint fit is generating a larger $H(z)$




FIG. 2. Compilation of H_0 measurements taken from recent literature, namely, from Planck collaboration (Planck) [1], Dark Energy Survey Year 1 Results (DES+BAO+BBN) [55], the final data release of the BOSS data (BOSS Full-Shape+BAO+BBN) [54], The Carnegie-Chicago Hubble Program (CCHP) [4], H0LiCOW collaboration (H0LiCOW+STRIDES) [3], SH0ES [2], in direct comparison with the H_0 constraints obtained in this work from $\theta_{BAO}+BBN+H0LiCOW$ and $\theta_{BAO}+BBN+CC$ analyses within the flat- Λ CDM scenario.

and, at the same time, changing the slope of the Sachs-Wolfe plateau, that is, the late-time integrated Sachs-Wolfe effect (ISW). Thus, our joint fit (CMB + θ_{BAO}) is changing primarily the D_A^* history, increasing the angular diameter distance to the last scattering surface, thus generating high estimates on the H_0 parameter.

Figure 2 shows a compilation of H_0 measurements taken from the recent literature for direct comparison with our results. We can notice that H_0 obtained in this work is in agreement with SH0ES, H0LiCOW+STRIDES and CCHP. Our estimates start to have a significant tension when compared to measures involving other BAO data compilation and Planck data only.

The right panel of Figure 1 shows the parametric space in the $H_0 - r_d$ plane. We find $r_d = 144.1_{-5.5}^{+5.3}$ Mpc (from $\theta_{BAO}+BBN+H0LiCOW$) and $r_d = 150.4_{-3.3}^{+2.7}$ Mpc (from $\theta_{BAO}+BBN+CC$) at 68% CL. Both measures are compatible with each other. This fit represents an r_d constraint obtained independently of CMB data. For a qualitative comparison, the Planck team reported the value $r_d = 147.21 \pm 0.23$ Mpc from CMB + BAO joint anal-

ysis. We see that this estimate is in concordance with ours. Regarding analyses independent of the CMB data, we can mention, for instance, a model-independent reconstruction of $H(z)$ done in ref. [56], where it is reported $r_d = 148.48_{-3.74}^{+3.73} \pm 0.23$ Mpc. In ref. [57], the sound horizon at radiation drag is considered as a standard ruler, and it is found $r_d = 142.8 \pm 3.7$ Mpc. Also, in ref. [28] the authors found $r_d = 143.9 \pm 3.1$ Mpc using CC, SNe Ia, BAO, and a local measurement of H_0 . Using the inverse distance ladder method, the DES collaboration found $r_d = 145.2 \pm 18.5$ Mpc from SNe Ia and BAO measurements [58]. Our estimates are consistent with these measurements too. We note that only the r_d from $\theta_{BAO}+BBN+CC$ joint analysis is in $\sim 1\sigma$ tension with ref. [28]. Other results independent of CMB data were obtained in [59, 60].

A. Adding spatial curvature

Until now we have performed statistical analyses considering the flat Λ CDM model. Here we extend the parameter space to analyse these important quantities, H_0 and r_d , within a model beyond the flat Λ CDM. For this, we now consider the spatial curvature as a free parameter, i.e., $\Omega_k \neq 0$. As we shall see below, our analyses show compatibility with $\Omega_k = 0$, within 1σ error, although we observe an enlargement of the error bars (as expected because there is one more parameter in the analysis).

Analyzing Λ CDM + Ω_k from BAO+BBN+H0LiCOW we find: $H_0 = 75.08_{-3.0}^{+3.5}$ km s $^{-1}$ Mpc $^{-1}$ and $\Omega_k = -0.0697_{-0.26}^{+0.14}$. As argued in [3], the time delay is highly sensitive to H_0 , but with a weak dependence on other parameters. Thus, we can note that when assuming Ω_k as a free parameter, and considering the H0LiCOW sample, no significant changes are observed in the baseline of parameters. Only the effect of slightly increasing the error bars due to the presence of an extra parameter, Ω_k . This scenario can change the perspectives when considering BAO+BBN+CC; in fact, in this case we find $H_0 = 66.54 \pm 3.76$ km s $^{-1}$ Mpc $^{-1}$ and $\Omega_k = 0.2764_{-0.28}^{+0.17}$. In this case, considering Ω_k as a free parameter, this can significantly change the evolution of the $H(z)$ function, which depends directly on all physical species and geometrical effects. We note this effect by observing an enlargement and shift in the estimate and error bar of H_0 to accommodate Ω_k effects into the $H(z)$ function. In this particular case we find $\Omega_m = 0.2378_{-0.019}^{+0.02}$. Thus, to accommodate Ω_k effects, looking through the relationship $\Omega_k + \Omega_m + \Omega_\Lambda = 1$, and using for comparison the Ω_m best fit derived in the previous section without Ω_k , we note that the presence of Ω_k decreases mainly the value of Ω_Λ . The left panel in Figure 3 shows the constraints in the plane $H_0 - \Omega_k$. We did not find significant deviations from the $\Omega_k = 0$ case.

The right panel of figure 3 shows the 68% CL and 95% CL regions in the $H_0 - r_d$ plane, analyses done with and without the parameter Ω_k for comparison.

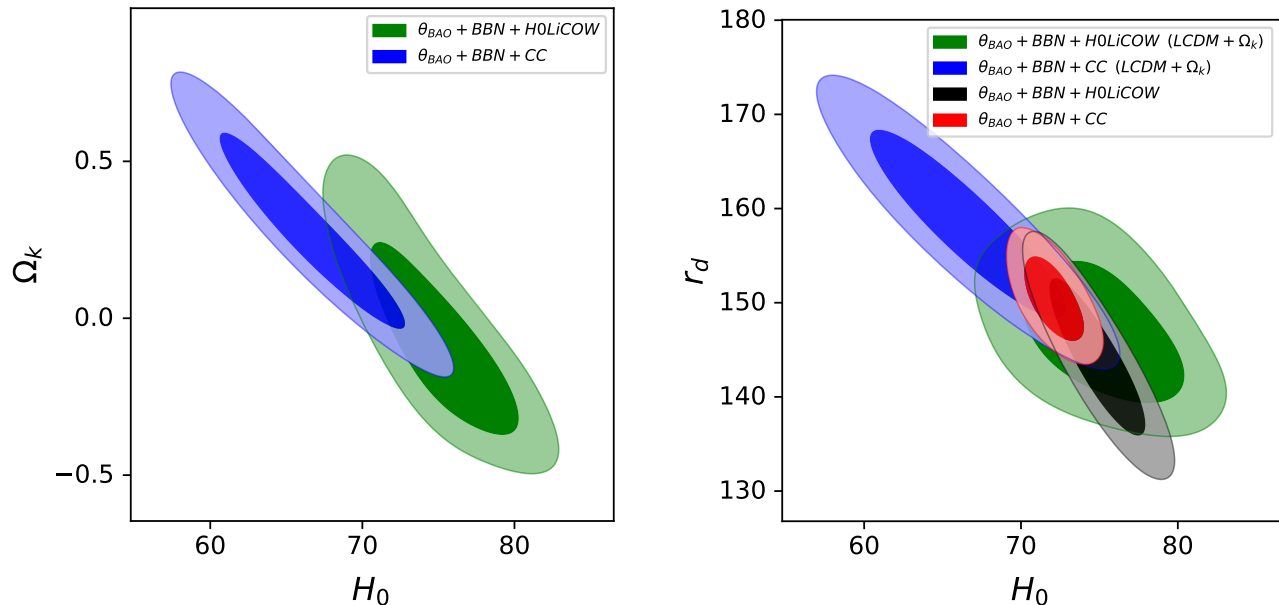


FIG. 3. Left Panel: The 68% CL and 95% CL regions in the $H_0 - \Omega_k$ plane inferred from $\theta_{BAO} + BBN$ analyses in combination with H0LiCOW and CC data. Right Panel: Parametric space in the $H_0 - r_d$ plane from the analyses with and without the Ω_k parameter. The H_0 parameter is measured in units of $\text{km s}^{-1} \text{Mpc}^{-1}$ and r_d in Mpc.

Assuming $\Lambda\text{CDM} + \Omega_k$, we find $r_d = 146.9^{+4.2}_{-5.7}$ Mpc (from BAO+BBN+H0LiCOW) and $r_d = 158.3^{+5.8}_{-7.1}$ Mpc (from BAO+BBN+CC). As previously commented, in the BAO+BBN+H0LiCOW joint analyses no significant deviations were observed, as compared to the flat case. In the BAO+BBN+CC analyses, we can clearly notice an enlargement for higher values in r_d , possibly due to the change in H_0 and the strong correlation of r_d with H_0 . It is important to emphasize that all analyses investigated here agree with each other.

B. SDSS final release

During the final stage of preparation of this work, the SDSS collaboration released their BAO final measurements covering eight distinct redshift intervals, obtained and improved over the past 20 years [33]. Given the importance of these data for cosmology in recent years, here we perform a brief analysis for comparison with our measurements, using the $D_V(z)/r_d$, $D_M(z)/r_d$, and $D_H(z)/r_d$ measurements compiled in Table 3 in [33], regarding BAO-only data. In what follows, we call this data compilation by SDSS (BAO). We assume that the uncertainties are Gaussian approximations to the likelihoods for each tracer ignoring the correlations between measurements (as suggested in the SDSS collaboration paper).

Figure 4 shows the 68% CL and 95% CL regions in the $H_0 - \Omega_m$ plane from $\theta_{BAO} + BBN$, SDSS (BAO) + BBN, and $\theta_{BAO} + \text{SDSS (BAO)} + BBN$ joint analysis. Evi-

dently, the accumulation of accuracy and improvement in the measurements over the years make the analysis of SDSS (BAO) + BBN very robust in the errors determination, in a direct comparison with $\theta_{BAO} + BBN$ only (see the figure 4). We find $H_0 = 68.32^{+0.98}_{-1.1}$ $\text{km s}^{-1} \text{Mpc}^{-1}$, $r_d = 151.9^{+3}_{-2.8}$ Mpc, $\Omega_m = 0.27^{+0.015}_{-0.016}$ at 68% CL from $\theta_{BAO} + \text{SDSS (BAO)} + BBN$ joint analyses. This estimate of H_0 , influenced by SDSS (BAO) data, is in agreement with the Planck-CMB data, and in $\sim 4\sigma$ tension with the SHOES [2] value. There is no tension on the r_d parameter when compared to Planck-CMB data.

IV. FINAL REMARKS

We obtained accurate constraints on H_0 and r_d parameters, independently of CMB data and local distance ladder data. In this work we are motivated to look how recent transversal BAO measurements (that is, from θ_{BAO} estimates [32]), in combination with other model-independent data sets, can bound these parameters and what direction do they take in light of recent observational tensions, especially in the context of the H_0 tension. We find an accuracy of $\sim 2.6\%$ and $\sim 1.7\%$ on H_0 from $\theta_{BAO} + BBN + H0LiCOW$ and $\theta_{BAO} + BBN + CC$, respectively. We observe that both values are compatible with local estimates of H_0 , and in tension with Planck data only and some joint analyses in combination with other BAO compilations of the literature. Our results show that it is possible to use a robust compilation of BAO data, i.e., the θ_{BAO} compilation, in such a way that

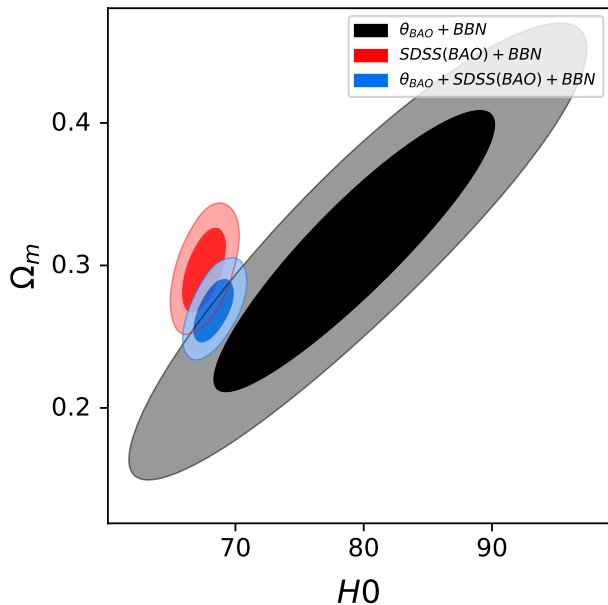


FIG. 4. Parametric space in the $H_0 - \Omega_m$ plane inferred from $\theta_{BAO} + \text{BBN}$, SDSS (BAO) final release + BBN, and $\theta_{BAO} + \text{SDSS (BAO) final release} + \text{BBN}$ joint analyses. The H_0 parameter is measured in units of $\text{km s}^{-1} \text{Mpc}^{-1}$.

the tension on the H_0 parameter is minimized or even not exist, when compared to local and model-independent measurements.

An interesting perspective regards the measurements of transversal BAO data. With arriving new data from ongoing astronomical surveys we expect new transversal BAO measurements, with both features: more precise estimates and performed at diverse redshifts. In fact, these data has shown potential to constrain better r_d and H_0 , important quantities in modern cosmology because they provide absolute scales to measure the Universe evolution at opposite sides.

ACKNOWLEDGMENTS

RCN would like to thank the agency FAPESP for financial support under the project No. 2018/18036-5. AB acknowledges a CNPq fellowship.

-
- [1] N. Aghanim et al. (Planck Collaboration), *Planck 2018 results. VI. Cosmological parameters*, 1807.06209
- [2] A. G. Riess, S. Casertano, W. Yuan, L. M. Macri, D. Scolnic, *Large Magellanic Cloud Cepheid Standards Provide a 1% Foundation for the Determination of the Hubble Constant and Stronger Evidence for Physics beyond Λ CDM*, *Astrophys. J.* **876**, 1 (2019), 1903.07603
- [3] K. C. Wong et al. (H0LiCOW Collaboration), *H0LiCOW XIII. A 2.4% measurement of H_0 from lensed quasars: 5.3 σ tension between early and late-Universe probes*, 1907.04869
- [4] W. L. Freedman, B. F. Madore, D. Hatt, T. J. Hoyt, I. S. Jang, R. L. Beaton, C. R. Burns, M. G. Lee, A. J. Monson, J. R. Neeley, M. M. Phillips, J. A. Rich and M. Seibert, *The Carnegie-Chicago Hubble Program. VIII. An Independent Determination of the Hubble Constant Based on the Tip of the Red Giant Branch*, 1907.05922
- [5] E. Di Valentino, A. Melchiorri and J. Silk, *Cosmic Discordance: Planck and luminosity distance data exclude Λ CDM*, 2003.04935
- [6] E. Di Valentino, A. Melchiorri, J. Silk, *Nature Astronomy, Planck evidence for a closed Universe and a possible crisis for cosmology*, *Nature Astronomy* **4**, 196 (2020). 1911.02087
- [7] S. Kumar and R. C. Nunes, *Echo of interactions in the dark sector*, *Phys. Rev. D* **96**, 103511 (2017). 1702.02143
- [8] G. B. Zhao et al., *Dynamical dark energy in light of the latest observations*, *Nature Astronomy*, **1**, 627 (2017). 1701.08165
- [9] R. Arjona, S. Nesseris, *Hints of dark energy anisotropic stress using Machine Learning*, 2001.11420
- [10] L. Kazantzidis and L. Perivolaropoulos, *Is gravity getting weaker at low z ? Observational evidence and theoretical implications*, 1907.03176
- [11] S. Weinberg, *The Cosmological Constant Problem*, *Rev. Mod. Phys.* **61** (1989), 1-23
- [12] T. Padmanabhan, *Cosmological constant: The Weight of the vacuum*, *Phys. Rept.* **380** (2003), 235-320. 0212290
- [13] L. Verde, T. Treu and A. G. Riess, *Tensions between the early and late Universe*, *Nature Astronomy* **3**, 891 (2019). 1907.10625
- [14] E. Di Valentino, A. Mukherjee, A. A. Sen, *Dark Energy with Phantom Crossing and the H_0 tension*, 2005.12587
- [15] E. Mörtsell, S. Dhawan, *Does the Hubble constant tension call for new physics?*, *J. Cosmol. Astrop. Phys.* **09**, 025 (2018), 1801.07260
- [16] R. C. Nunes, *Structure formation in $f(T)$ gravity and a solution for H_0 tension*, *J. Cosmol. Astrop. Phys.* **05**, 052 (2018). 1802.02281
- [17] W. Yang et al., *Metastable dark energy models in light of Planck 2018: Alleviating the H_0 tension*, 2001.04307
- [18] S. Pan et al., *Reconciling H_0 tension in a six parameter space?*, 1907.12551
- [19] S. Kumar, R. C. Nunes, S. K. Yadav, *Dark sector interaction: a remedy of the tensions between CMB and LSS data*, *Eur. Phys. J. C* **79**, 576 (2019). 1903.04865
- [20] E. Elizalde and M. Khurshudyan, *An approach to the H_0 tension problem from Bayesian Learning and cosmic opacity*, 2006.12913
- [21] S. Vagnozzi, *New physics in light of the H_0 tension: an*

- alternative view*, 1907.07569
- [22] R. D’Agostino, R. C. Nunes, *Measurements of H_0 in modified gravity theories: The role of lensed quasars in the late-time Universe*, Phys. Rev. D **101**, 103505 (2020). 2002.06381
- [23] S. J. Clark, K. Vattis, S. M. Koushiappas *CMB constraints on late-universe decaying dark matter as a solution to the H_0 tension*, 2006.03678
- [24] L. A. Anchordoqui et al., *H_0 tension and the String Swampland*, 1912.00242
- [25] S. Pan, W. Yang, C. Singha, E. N. Saridakis *Observational constraints on sign-changeable interaction models and alleviation of the H_0 tension*, Phys. Rev. D **100**, 083539 (2019).1903.10969
- [26] E. Di Valentino, A. Melchiorri, O. Mena and S. Vagnozzi, *Interacting dark energy in the early 2020s: a promising solution to the H_0 and cosmic shear tensions*, Phys. Dark Univ. **30** (2020) 100666. 1908.04281
- [27] G. Hinshaw, et al. (WMAP Collaboration), *Nine-Year Wilkinson Microwave Anisotropy Probe (WMAP) Observations: Cosmological Parameter Results*, Astrophys. J. S. **208**, 19 (2013); arXiv:1212.5226
- [28] L. Verde, J. L. Bernal, A. F. Heavens, R. Jimenez, *The length of the low-redshift standard ruler*, Mon.Not.Roy.Astron.Soc. **467** (2017) **1**, 731-736. 1607.05297
- [29] W. Sutherland, *On measuring the absolute scale of baryon acoustic oscillations*, MNRAS **426**, 1280 (2012); arXiv:1205.0715
- [30] J. L. Bernal, L. Verde, A. G. Riess, *The trouble with H_0* , JCAP **10** 019 (2016); arXiv:1607.05617
- [31] E. de Carvalho, A. Bernui, G. C. Carvalho, C. P. Novaes, H. S. Xavier, *Angular Baryon Acoustic Oscillation measure at $z=2.225$ from the SDSS quasar survey*, JCAP **04** 064 (2018); arXiv:1709.00113
- [32] R. C. Nunes, S. K. Yadav, J. F. Jesus, A. Bernui, *Cosmological parameter analyses using transversal BAO data*, 2002.09293
- [33] S. Alam, et al. (eBOSS Collaboration), *The Completed SDSS-IV extended Baryon Oscillation Spectroscopic Survey: Cosmological Implications from two Decades of Spectroscopic Surveys at the Apache Point observatory*, 2007.08991
- [34] Sánchez E. et al., *Tracing the sound horizon scale with photometric redshift surveys*, MNRAS **411** 277 (2011); arXiv:1006.3226
- [35] A. Bernui, B. Mota, M. J. Reboucas, R. Tavakol, *A Note on the large-angle anisotropies in the WMAP cut-sky maps*, Int. J. Mod. Phys. D **16** 411-420 (2007), arXiv:0706.0575.
- [36] E. de Carvalho, A. Bernui, H. S. Xavier, C. P. Novaes, *Baryon acoustic oscillations signature in the three-point angular correlation function from the SDSS-DR12 quasar survey*, Mon. Not. Roy. Astron. Soc. **492** 4469-4476 (2020); arXiv:2002.01109.
- [37] G. A. Marques, A. Bernui, *Tomographic analyses of the CMB lensing and galaxy clustering to probe the linear structure growth*, JCAP **05** 052 (2020), arXiv:1908.04854.
- [38] S. Anselmi, et al. *Cosmic distance inference from purely geometric BAO methods: Linear Point standard ruler and Correlation Function Model Fitting*, Phys. Rev. D **99**, 123515 (2019). 1811.12312
- [39] A. Loureiro, et al. *Cosmological Measurements from Angular Power Spectra Analysis of BOSS DR12 Tomography*, MNRAS **485**, 326 (2019). 1809.07204
- [40] V. Marra and E. G. C. Isidro *A first model-independent radial BAO constraint from the final BOSS sample*, MNRAS **487**, 3419-3426 (2019). 1808.10695
- [41] M. O’Dwyer et al. *Linear Point and Sound Horizon as Purely Geometric standard rulers*, Phys. Rev. D **101**, 083517 (2020). 1910.10698
- [42] D. G. York et al. (SDSS Collaboration), *The Sloan Digital Sky Survey: Technical Summary*, Astrophys. J. **120** 1579 (2000),astro-ph/0006396.
- [43] E. G. Adelberger et al., *Solar fusion cross sections II: the pp chain and CNO cycles*, Rev. Mod. Phys. **83**, 195 (2011). 1004.2318
- [44] M. Sereno, D. Paraficz, Mon. Not. Roy. Astron. Soc. **437**, 600 (2014), arXiv:1310.2251.
- [45] S. R. Kumar, C. S. Stalin, T. P. Prabhu, Astron. Astrophys. **580**, A38 (2015), arXiv:1404.2920.
- [46] V. Bonvin et al. (H0LiCOW Collaboration), Mon. Not. Roy. Astron. Soc. **465**, 4914 (2017), arXiv:1607.01790.
- [47] R. Jimenez, A. Loeb, Astrophys. J. **573**, 37 (2002), astro-ph/0106145.
- [48] M. Moresco, L. Pozzetti, A. Cimatti, R. Jimenez, C. Maraston, L. Verde et al., *A 6% measurement of the hubble parameter at $z \sim 0.45$: direct evidence of the epoch of cosmic re-acceleration*, J. Cosmol. Astrop. Phys. **05** 014 (2016). 1601.01701
- [49] D. Blas, J. Lesgourgues, T. Tram, *The Cosmic Linear Anisotropy Solving System (CLASS). Part II: Approximation schemes*, JCAP **07**, 034 (2011). 1104.2933
- [50] B. Audren, J. Lesgourgues, K. Benabed, S. Prunet, *Conservative Constraints on Early Cosmology: an illustration of the Monte Python cosmological parameter inference code*, JCAP **02** 001 (2013). 1210.7183
- [51] T. Brinckmann and J. Lesgourgues, *MontePython 3: boosted MCMC sampler and other features*, Phys. Dark Univ. **24** 100260 (2019). 1804.07261
- [52] A. Cuceu, J. Farr, P. Lemos, A. F. Ribera, *Baryon Acoustic Oscillations and the Hubble Constant: Past, Present and Future*, JCAP **10** 044 (2019). 1906.11628
- [53] N. Schoneberg, J. Lesgourgues, D. C. Hooper, *The BAO+BBN take on the Hubble tension*, JCAP **10** 029 (2019). 1907.11594
- [54] O. H.E. Philcox, M. M. Ivanov, M. Simonovic, M. Zaldarriaga, *Combining Full-Shape and BAO Analyses of Galaxy Power Spectra: A 1.6% CMB-independent constraint on H_0* , JCAP **05** 032 (2020). 2002.04035
- [55] T. M. C. Abbott et al., (DES Collaboration), *Dark Energy Survey Year 1 Results: A Precise H_0 Measurement from DES Y1, BAO, and D/H Data*, MNRAS **480** 3 (2018). 1711.00403
- [56] X. Zhang and Q. G. Huang, *The Hubble constant and sound horizon from the late-time Universe*, 2006.16692
- [57] A. Heavens, R. Jimenez, L. Verde *Standard rulers, candles, and clocks from the low-redshift Universe*, Phys. Rev. Lett. **113**, 241302 (2014). 1409.6217
- [58] E. Macaulay et al., *First Cosmological Results using Type Ia Supernovae from the Dark Energy Survey: Measurement of the Hubble Constant*, Mon.Not.Roy.Astron.Soc. **486** (2019) **2**, 2184-2196. 1811.02376
- [59] D. Camarena and V. Marra *A new method to build the (inverse) distance ladder*, Mon. Not. Roy. Astron. Soc. **495** (2020) **3**. 1910.14125
- [60] N. Arendse et al., *Cosmic dissonance: new physics or systematics behind a short sound horizon?*, 1909.07986