

Doubly-hidden scalar heavy molecules and tetraquarks states from QCD at NLO

R.M. Albuquerque

Faculty of Technology, Rio de Janeiro State University (FAT, UERJ), Brazil

S. Narison

*Laboratoire Univers et Particules de Montpellier (LUPM), CNRS-IN2P3,
Case 070, Place Eugène Bataillon, 34095 - Montpellier, France
and*

*Institute of High-Energy Physics of Madagascar (iHEPMAD)
University of Ankatso, Antananarivo 101, Madagascar*

A. Rabemananjara, D. Rabetiarivony, G. Randriamanatrika

*Institute of High-Energy Physics of Madagascar (iHEPMAD)
University of Ankatso, Antananarivo 101, Madagascar*

Abstract

Alerted by the recent LHCb discovery of exotic hadrons in the range (6.2 – 6.9) GeV, we present new results for the doubly-hidden scalar heavy $(\bar{Q}Q)(Q\bar{Q})$ charm and beauty molecules using the inverse Laplace transform sum rule (LSR) within stability criteria and including the Next-to-Leading Order (NLO) factorized perturbative and $\langle G^3 \rangle$ gluon condensate corrections. We also critically revisit and improve existing Lowest Order (LO) QCD spectral sum rules (QSSR) estimates of the $(\bar{Q}\bar{Q})(QQ)$ tetraquarks analogous states. In the example of the anti-scalar-scalar molecule, we separate explicitly the contributions of the factorized and non-factorized contributions to LO of perturbative QCD and to the $\langle \alpha_s G^2 \rangle$ gluon condensate contributions in order to disprove some criticisms on the (mis)uses of the sum rules for four-quark currents. We also re-emphasize the importance to include PT radiative corrections for heavy quark sum rules in order to justify the (ad hoc) definition and value of the heavy quark mass used frequently at LO in the literature. Our LSR results for tetraquark masses summarized in Table 2 are compared with the ones from ratio of moments (MOM) at NLO and results from LSR and ratios of MOM at LO (Table 4). The LHCb broad structure around (6.2 – 6.7) GeV can be described by the $\bar{\eta}_c \eta_c$, $\bar{J}/\psi J/\psi$ and $\bar{\chi}_{c1} \chi_{c1}$ molecules or/and their analogue tetraquark scalar-scalar, axial-axial and vector-vector lowest mass ground states. The peak at (6.8 – 6.9) GeV can be likely due to a $\bar{\chi}_{c0} \chi_{c0}$ molecule or/and a pseudoscalar-pseudoscalar tetraquark state. Similar analysis is done for the scalar beauty states whose masses are found to be above the $\eta_b \eta_b$ and $\Upsilon \Upsilon$ thresholds.

Keywords: QCD Spectral Sum Rules, Perturbative and Non-perturbative QCD, Exotic hadrons, Masses and Decay constants.

1. Introduction

In previous series of papers [1–9], we have used the inverse Laplace transform (LSR) [10–13] of QSSR [14–31] to predict the couplings and masses of different heavy-light molecules and tetraquarks states by including next-to-next nonleading order (N2LO) factorized perturbative (PT) corrections where we have emphasized the importance of these corrections for giving a meaning of the input heavy quark mass which plays an important role in the analysis though these corrections are small in the \overline{MS} -scheme. However, this feature (a posteriori) can justify the uses of the \overline{MS} running masses at LO in some channels [31] if the α_s^n -corrections are small, especially in the ratios of moments

used to extract the hadron masses where these corrections tend to compensate [17, 18].

In this paper, we pursue the analysis for the fully/doubly-hidden heavy quarks $(\bar{Q}Q)(Q\bar{Q})$ molecules and $(\bar{Q}\bar{Q})(QQ)$ tetraquarks states, where the effect of the quark mass value and definition is (a priori) important as we have four heavy quarks which bound these states.

We separate explicitly the factorized and non-factorized contributions to the four-quark correlators at LO of PT QCD and for the lowest dimension gluon condensate $\langle \alpha_s G^2 \rangle$ contributions. We add the contribution of the NLO perturbative corrections from the factorized part of the diagrams which as we shall see is a good approximation. We also include the triple gluon condensate $\langle G^3 \rangle$ contributions in the Operator Product Expansion (OPE).

We use these QCD results using the LSR sum rules within different stability criteria used successfully in some other channels to extract the masses and couplings of the previous

Email addresses: raphael.albuquerque@uerj.br (R.M. Albuquerque), snarison@yahoo.fr (S. Narison), achrisrab@gmail.com (A. Rabemananjara), rd.bids@gmail.com (D. Rabetiarivony), artesgaetan@gmail.com (G. Randriamanatrika)

molecules and tetraquarks states assumed to be resonances.

Our results as improved estimates of the LO ones given in the QSSR literature. We expect that these will be an useful guide for further experimental searches of these exotic states and for identifying the different new states found by LHCb [32, 33].

2. The QCD Inverse Laplace sum rules (LSR)

• The QCD molecule local interpolating currents

– We shall be concerned with the following QCD local interpolating currents of dimension-six:

$$\langle 0 | \mathcal{O}_M^H(x) | \mathcal{M} \rangle = f_M^H M_M^4 : \mathcal{O}_M^H(x) \equiv (J_M^H \bar{J}_M^H)(x) \quad (1)$$

where f_M^H is the decay constant; $J_M^H(x)$ is the lowest dimension bilinear quark currents and $H \equiv S, P, V, A$.

– For the scalar (0^{++}) molecule states, these currents are :

$$J_M^{[S,P,V,A]} = \bar{Q}[1, \gamma_5, \gamma_\mu, \gamma_5 \gamma_\mu] Q. \quad (2)$$

Interpolating currents constructed from bilinear (pseudo)scalar currents are not renormalization group invariants such that the corresponding decay constants possess anomalous dimension:

$$f_M^{(S,P)}(\mu) = \hat{f}_M^{(S,P)} (-\beta_1 a_s)^{4/\beta_1} (1 - k_f a_s), \quad (3)$$

where : $\hat{f}_M^{(S,P)}$ is the renormalization group invariant coupling and $-\beta_1 = (1/2)(11 - 2n_f/3)$ is the first coefficient of the QCD

β -function for n_f flavours. $a_s \equiv (\alpha_s/\pi)$ is the QCD coupling. $k_f = 2.028(2.352)$ for $n_f = 4(5)$ flavours.

• Form of the sum rules

We shall work with the Finite Energy version of the QCD Inverse Laplace sum rules (LSR) and their ratios :

$$\mathcal{L}_n^c(\tau, \mu) = \int_{16m_Q^2}^{\tau_c} dt t^n e^{-t\tau} \frac{1}{\pi} \text{Im} \Pi_{M,T}^H(t, \mu), \quad \mathcal{R}_n^c(\tau) = \frac{\mathcal{L}_{n+1}^c}{\mathcal{L}_n^c}, \quad (4)$$

where m_Q is the heavy quark mass, τ is the LSR variable, $n = 0, 1$ is the degree of moments, τ_c is the threshold of the ‘‘QCD continuum’’ which parametrizes, from the discontinuity of the Feynman diagrams, the spectral function $\text{Im} \Pi_{M,T}^H(t, m_Q^2, \mu^2)$ where $\Pi_{M,T}^H(t, m_Q^2, \mu^2)$ is the scalar correlator defined as :

$$\Pi_{M,T}^H(q^2) = i \int d^4x e^{-iqx} \langle 0 | \mathcal{T} \mathcal{O}_{M,T}^H(x) (\mathcal{O}_{M,T}^H(0))^\dagger | 0 \rangle. \quad (5)$$

3. The QCD two-point function within the SVZ-expansion

Using the SVZ [14] Operator Product Expansion (OPE), we give below the QCD expression of the two-point correlators to LO of PT QCD and up to dimension-four condensates.

$$\begin{aligned} \frac{1}{\pi} \text{Im} \Pi_M^{S;LO}(s) &= \frac{3}{29\pi^6} \int_{xyz} \mathcal{F}_2(m^2, s) [6m^4 + 4xy m^2(2M^2 - 5s) - 3xyz(x+y+z-1)(M^4 - 6M^2s + 7s^2)] \\ &\quad - \frac{\epsilon}{2^{11}\pi^6} \int_{xyz} \mathcal{F}_2(m^2, s) [6m^4 + 4xy m^2(2M^2 - 5s) - 3xyz(x+y+z-1)(M^4 - 6M^2s + 7s^2)] \\ \frac{1}{\pi} \text{Im} \Pi_M^{S;G^2}(s) &= \frac{\langle \alpha_s G^2 \rangle}{27\pi^5} \int_{xyz} \frac{1}{x^3y} \{ 3x^2[2m^4 + m^2(2M^2 - 3s)(x(y-2z) - 2z(y+z-1)) - xyz(x+y+z-1) \\ &\quad \times (3M^4 - 12M^2s + 10s^2)] + 2m^2y[3xz(x+y+z-1)(s(4y+3) - 2M^2(y+1)) + m^2(x(2y-2z+3) \\ &\quad - 2z(y+z-1)) + (m^2 - sxy)(m^2 + sz(x+y+z-1))\delta(s-M^2)] \} \\ &\quad + \frac{\epsilon \langle \alpha_s G^2 \rangle}{3 \times 29\pi^5} \int_{xyz} \frac{1}{x^3y} \{ 3x^2[-6m^4 - m^2(2M^2 - 3s)(xy - 4z(y+z-1)) + 3xyz(x+y+z-1) \\ &\quad \times (3M^4 - 12M^2s + 10s^2)] + 2m^2y[3xz(x+y+z-1)(2M^2(y+1) - s(4y+3)) + m^2(2z(y+z-1) \\ &\quad - x(2y-2z+3)) - (m^2 - sxy)(m^2 + sz(x+y+z-1))\delta(s-M^2)] \}, \end{aligned} \quad (6)$$

where $m \equiv m_Q$ is the heavy quark mass, $\epsilon=0$ corresponds to the factorized contribution and $\epsilon=1$ to the sum of fac-

torized \oplus non-factorized ones. The other parameters are:

$$\begin{aligned} x_{\min}^{max} &= \frac{1}{2} \left\{ \left(1 - \frac{8m^2}{s} \right) \pm \sqrt{\left(1 - \frac{8m^2}{s} \right)^2 - \frac{4m^2}{s}} \right\} \\ y_{\min}^{max} &= \frac{1}{2} \left\{ 1 \pm \left[\sqrt{\frac{(m^2 + s(x-1)x)(m^2(8x+1) + s(x-1)x)}{(m^2 - sx)^2}} + x \left(\frac{3sx}{m^2 - sx} + 2 \right) \right] \right\} \\ z_{\min}^{max} &= \frac{1}{2} \left\{ (1 - x - y) \pm \sqrt{\frac{(x+y-1)(m^2(-x^2 + 2xy + x - y^2 + y) + sxy(x+y-1))}{sxy - m^2(x+y)}} \right\} \\ M^2 &= \frac{m^2}{x} + \frac{m^2}{y} + \frac{m^2}{z} + \frac{m^2}{1-x-y-z}, \quad \mathcal{F}_n(m^2, Q^2) = (M^2 + Q^2)^n, \quad Q^2 = -q^2, \quad \int_{xyz} \equiv \int_{x_{\min}}^{x_{\max}} \int_{y_{\min}}^{y_{\max}} \int_{z_{\min}}^{z_{\max}} dx dy dz \quad (7) \end{aligned}$$

We note that the inclusion of higher dimension condensate contributions, as abusively done in the recent literature, does not help as the OPE is often convergent at the optimization scale while the size of higher dimension condensates are not under control due to the violation of factorization for the four-quark [34–37] and to the inaccuracy of the dilute gas instanton estimate of higher dimensions gluon [38–40] condensates.

- *Higher Orders PT corrections to the Spectral functions*

We extract the NLO PT corrections by considering that the molecule/tetraquark two-point spectral function is the convolution of the two ones built from two quark bilinear currents (factorization) which is justified because we have seen for the LO that the non-factorized part of the QCD diagrams gives negligible contribution and behaves like $1/N_c$ where N_c is the number of colours.

$$\begin{aligned} J^{P,S}(x) &\equiv \bar{Q}[i\gamma_5, 1]Q \rightsquigarrow \frac{1}{\pi} \text{Im} \psi^{P,S}(t) \\ J^{V,A}(x) &\equiv \bar{Q}[\gamma_\mu, \gamma_\mu \gamma_5]Q \rightsquigarrow \frac{1}{\pi} \text{Im} \psi^{V,A}(t) \end{aligned} \quad (8)$$

In this way, we obtain the convolution integral [41, 42]:

$$\frac{1}{\pi} \text{Im} \Pi_{M,T}^H(t) = \theta(t - 16M_Q^2) \left(\frac{1}{4\pi} \right)^2 t^2 \int_{4M_Q^2}^{(\sqrt{t}-2M_Q)^2} dt_1 \int_{4M_Q^2}^{(\sqrt{t}-\sqrt{t_1})^2} dt_2 \lambda^{1/2} \mathcal{K}^H \quad (9)$$

where :

$$\begin{aligned} \mathcal{K}^{S,P} &\equiv \left(\frac{t_1}{t} + \frac{t_2}{t} - 1 \right)^2 \times \frac{1}{\pi} \text{Im} \psi^{S,P}(t_1) \frac{1}{\pi} \text{Im} \psi^{S,P}(t_2), \\ \mathcal{K}^{V,A} &\equiv \left[\left(\frac{t_1}{t} + \frac{t_2}{t} - 1 \right)^2 + 8 \frac{t_1 t_2}{t^2} \right] \times \frac{1}{\pi} \text{Im} \psi^{V,A}(t_1) \frac{1}{\pi} \text{Im} \psi^{V,A}(t_2) \end{aligned} \quad (10)$$

with the phase space factor:

$$\lambda = \left(1 - \frac{(\sqrt{t_1} - \sqrt{t_2})^2}{t} \right) \left(1 - \frac{(\sqrt{t_1} + \sqrt{t_2})^2}{t} \right), \quad (11)$$

and M_Q is the on-shell / pole perturbative heavy quark mass.

- The NLO perturbative expressions of the bilinear equal masses pseudoscalar spectral functions are known in the literature [17, 18, 25, 43].

- We estimate the N2LO contributions assuming a geometric growth of the numerical coefficients [44]. We consider this contribution as an estimate of the error due to the truncation of the PT series.

- *From the On-shell to the \overline{MS} -scheme*

We transform the pole masses M_Q to the running masses $\bar{m}_Q(\mu)$ using the known relation in the \overline{MS} -scheme to order α_s^2 [45–53]:

$$\begin{aligned} M_Q &= \bar{m}_Q(\mu) \left[1 + \frac{4}{3} a_s + (16.2163 - 1.0414 n_l) a_s^2 \right. \\ &\quad + \ln \frac{\mu^2}{m_Q^2} \left(a_s + (8.8472 - 0.3611 n_l) a_s^2 \right) \\ &\quad \left. + \ln^2 \frac{\mu^2}{m_Q^2} (1.7917 - 0.0833 n_l) a_s^2 \dots \right], \end{aligned} \quad (12)$$

for $n_l = 3 : u, d, s$ light flavours. In the following, we shall use $n_f=4$ or 5 total number of flavours for the numerical value of α_s respectively for the charm and bottom quarks.

4. QCD input parameters

The QCD parameters which shall appear in the following analysis will be the QCD coupling α_s the charm and bottom quark masses $m_{c,b}$, the gluon condensates $\langle \alpha_s G^2 \rangle$. Their values are given in Table 1.

Parameters	Values	Sources	Ref.
$\alpha_s(M_Z)$	0.1181(16)(3)	$M_{\chi_{0c,b}} - M_{\eta_{c,b}}$	LSR [54]
$\bar{m}_c(\bar{m}_c)$	1286(16) MeV	$B_c \oplus J/\psi$	Mom. [55, 56]
$\bar{m}_b(\bar{m}_b)$	4202(8) MeV	$B_s \oplus \Upsilon$	Mom. [55, 56]
$\langle \alpha_s G^2 \rangle$	$(6.35 \pm 0.35) \times 10^{-2} \text{ GeV}^4$	Hadrons	Average [54]
$\langle g^3 G^3 \rangle$	$(8.2 \pm 1.0) \text{ GeV}^2 \times \langle \alpha_s G^2 \rangle$	J/ψ family	QSSR [38–40]

Table 1: QCD input parameters from recent QSSR analysis based on stability criteria. $\bar{m}_{c,b}(\bar{m}_{c,b})$ are the running c, b quark masses evaluated at $\bar{m}_{c,b}$.

- *QCD coupling α_s*

We shall use from the $M_{\chi_{0c}} - M_{\eta_c}$ mass-splitting sum rule [54]:

$$\begin{aligned} \alpha_s(2.85) &= 0.262(9) \rightsquigarrow \alpha_s(M_\tau) = 0.318(15) \\ &\rightsquigarrow \alpha_s(M_Z) = 0.1183(19)(3) \end{aligned} \quad (13)$$

which is more precise than the one from $M_{\chi_{0b}} - M_{\eta_b}$ [54] :

$$\begin{aligned} \alpha_s(9.50) &= 0.180(8) \rightsquigarrow \alpha_s(M_\tau) = 0.312(27) \\ &\rightsquigarrow \alpha_s(M_Z) = 0.1175(32)(3). \end{aligned} \quad (14)$$

These lead to the mean value quoted in Table 1, which is in complete agreement with the world average [57]:

$$\alpha_s(M_Z) = 0.1181(11). \quad (15)$$

- *c and b quark masses*

For the c and b quarks, we shall use the recent determinations [56] of the running masses and the corresponding value of α_s evaluated at the scale μ obtained using the same sum rule approach from charmonium and bottomium systems.

- *Gluon condensate $\langle \alpha_s G^2 \rangle$*

We use the recent estimate obtained from a correlation with the values of the heavy quark masses and α_s which can be compared with the QSSR average from different channels [54].

5. Parametrisation of the spectral function

- In the present case, where no complete data on the spectral function are available, we use the duality ansatz:

$$\text{Im} \Pi_{M,T}^H \simeq f_H^2 M_H^4 \delta(t - M_H^2) + \Theta(t - t_c) \text{“Continuum”}, \quad (16)$$

for parametrizing the spectral function. M_H and f_H are the lowest ground state mass and coupling analogue to f_π . The “Continuum” or “QCD continuum” is the imaginary part of the QCD

correlator from the threshold t_c . Within a such parametrization, one obtains:

$$\mathcal{R}_n^c \equiv \mathcal{R} \simeq M_H^2, \quad (17)$$

indicating that the ratio of moments appears to be a useful tool for extracting the mass of the hadron ground state [17–20, 22].

– This simple model has been tested in different channels where complete data are available (charmonium, bottomium and $e^+e^- \rightarrow I = 1$ hadrons) [17, 18, 27]. It was shown that, within the model, the sum rule reproduces well the one using the complete data, while the masses of the lowest ground state mesons (J/ψ , Υ and ρ) have been predicted with a good accuracy. In the extreme case of the Goldstone pion, the sum rule using the spectral function parametrized by this simple model [17, 18] and the more complete one by ChPT [58] lead to similar values of the sum of light quark masses ($m_u + m_d$) indicating the efficiency of this simple parametrization.

– An eventual violation of the quark-hadron duality (DV) [59, 60] has been frequently tested in the accurate determination of $\alpha_s(\tau)$ from hadronic τ -decay data [34, 60, 61], where its quantitative effect in the spectral function was found to be less than 1%. Typically, the DV behaves as:

$$\Delta \text{Im} \Pi_{M,T}^H(t) \sim t e^{-\kappa t} \sin(\alpha + \beta t) \theta(t - t_c), \quad (18)$$

where κ, α, β are model-dependent fitted parameters but not based from first principles. Within this model, where the contribution is doubly exponential suppressed in the Laplace sum rule analysis, we expect that in the stability regions where the QCD continuum contribution to the sum rule is minimal and where the optimal results in this paper will be extracted, such duality violations can be safely neglected.

– Therefore, we (a priori) expect that one can extract with a good accuracy the masses and decay constants of the mesons within the approach. An eventual improvement of the results can be done after a more complete measurement of the corresponding spectral function which is not an easy experimental task.

– In the following, in order to minimize the effects of unknown higher radial excitations smeared by the QCD continuum and some eventual quark-duality violations, we shall work with the lowest ratio of moments \mathcal{R}_0^c for extracting the meson masses and with the lowest moment \mathcal{L}_0^c for estimating the decay constant f_H . Moment with negative n will not be considered due to their sensitivity on the non-perturbative contributions at zero momentum.

6. Optimization Criteria

– For extracting the optimal results from the analysis, we have used in previous works the optimization criteria (minimum sensitivity) of the observables versus the variation of the external variables namely the τ sum rule parameter, the QCD continuum threshold t_c and the subtraction point μ .

– Results based on these criteria have lead to successful predictions in the current literature [17, 18]. τ -stability has been introduced and tested by Bell-Bertlmann using the toy model of

harmonic oscillator [27] and applied successfully in the heavy [10, 11, 27, 62–70] and light quarks systems [14, 15, 17–20, 22, 71].

– It has been extended later on to the t_c -stability [17–20] and to the μ -stability criteria [54, 65, 71–73].

– Stability on the number n of heavy quark moments have also been used [38–40, 56].

– One should notice in the previous works that these criteria have lead to more solid theoretical basis and noticeable improvement of the sum rule results. The quoted errors in the results are conservative as the range covered by t_c from the beginning of τ -stability to the one of t_c -stability is quite large. However, such large errors induce less accurate predictions compared with some other approaches (potential models, lattice calculations) especially for the masses of the hadrons. This is due to the fact that, in most cases, there are no available data for the radial excitations which can be used to restrict the range of t_c -values. However, the value of t_c used in the “QCD continuum” model does not necessarily coincide with the 1st radial excitation mass as the “QCD continuum” is expected to smear all higher states contributions to the spectral function. This feature has been explicitly verified by [37] in the ρ -meson channel.

7. Coupling and mass of the scalar $\bar{\chi}_{c0}\chi_{c0}$ molecule

Using the previous QCD expression given in Eq. 3 and adding the PT NLO contribution, we study the dependence of the coupling and mass on the LSR parameter τ , the continuum threshold t_c and the subtraction scale μ . We shall also study the relative contribution of the continuum versus the ground state one.

• τ - and t_c -stabilities

We show in Fig. 1, the τ and t_c behaviours of the $0^{++}(\chi_{c0} - \bar{\chi}_{c0})$ molecule fixing $\mu = 4.5$ GeV from some other channels, [55, 73, 74] which we shall justify later. We see that $f_{\chi_{c0}\bar{\chi}_{c0}}$ and $M_{\chi_{c0}\bar{\chi}_{c0}}$ present respectively inflexion points and minimas at $\tau \simeq (0.38 \pm 0.02)$ GeV⁻² which appear for $t_c \geq 55$ GeV². The t_c -stability is reached for $t_c \approx 70$ GeV². We take $t_c \simeq 62.5(7.5)$ GeV².

• μ -stability

Fixing $t_c = 70$ GeV² and $\tau = (0.35 - 0.38)$ GeV⁻², we show in Fig. 2 the μ behaviour of the mass and coupling where we note an inflexion point at :

$$\mu = (4.5 \pm 0.2) \text{ GeV}, \quad (19)$$

in agreement with the one quoted in [55, 73, 74] using different ways and/or from different channels.

• QCD continuum versus lowest resonance contribution

To have more insights on the QCD continuum contribution, we study the ratio of the continuum over the lowest ground state contribution as predicted by QCD :

$$r_{\bar{\chi}_{c0}\chi_{c0}} \equiv \frac{\int_{t_c}^{\infty} dt e^{-t\tau} \text{Im} \psi_{cont}}{\int_{16m^2}^{t_c} dt e^{-t\tau} \text{Im} \psi_{\bar{\chi}_{c0}\chi_{c0}}}. \quad (20)$$

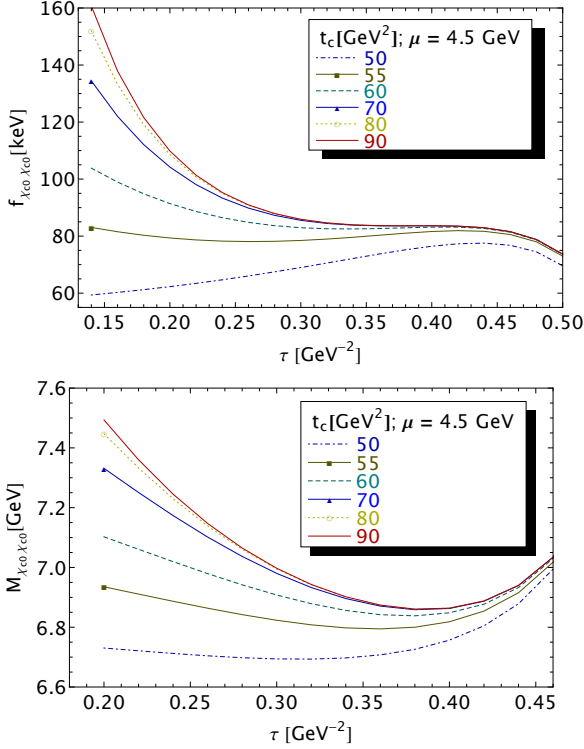


Figure 1: $f_{\chi_{c0}\chi_{c0}}$ and $M_{\chi_{c0}\chi_{c0}}$ as function of τ at NLO for different values of t_c , for $\mu=4.5$ GeV and for values of $\bar{m}_{c,b}(\bar{m}_{c,b})$ given in Table 1.

We found that for $t_c \geq 55$ GeV², the continuum contribution is less than 60% of the ground state one and decreases quickly for increasing t_c indicating a complete dominance of the ground state contribution in the sum rule.

• Convergence of the PT series and higher order terms

– We compare in Fig. 3 the LO and NLO perturbative contributions. As the input definition of the quark mass is ambiguous at LO, we use the running mass evaluated at $\mu = 4.5$ GeV and the corresponding on-shell / pole mass $M(\mu = M) = 1.53$ GeV. We see that, for the coupling, the two mass definitions lead to about the same predictions but there is a difference about 400 MeV for the mass prediction. This systematic error is never considered in the literature where a running mass is often used ad hoc with not any justification. This ambiguity is avoided when the PT corrections are added.

– Comparing the predictions for the running mass at given $\tau \approx 0.17$ GeV⁻², $t_c \approx 70$ GeV² and $\mu = 4.5$ GeV, one can parametrize numerically the result as :

$$\begin{aligned} f_{\chi_{c0}\chi_{c0}} &\approx 43 \text{ keV} \left(1 + 8.7 a_s \pm 75.7 a_s^2 \right), \\ M_{\chi_{c0}\chi_{c0}} &\approx 7.76 \text{ GeV} \left(1 - 0.5 a_s \pm 0.25 a_s^2 \right). \end{aligned} \quad (21)$$

where the PT corrections tend to compensate in the ratio of moments used to determine the mass of the meson. We have estimated the N2LO contributions from a geometric growth of the PT coefficients [44] which we consider as an estimate of the uncalculated higher order terms of the PT series.

– One can notice, like in the case of the two-point functions of the scalar quark bilinear currents, that the coefficients of radiative corrections are large for the decay constant [12, 17, 18].

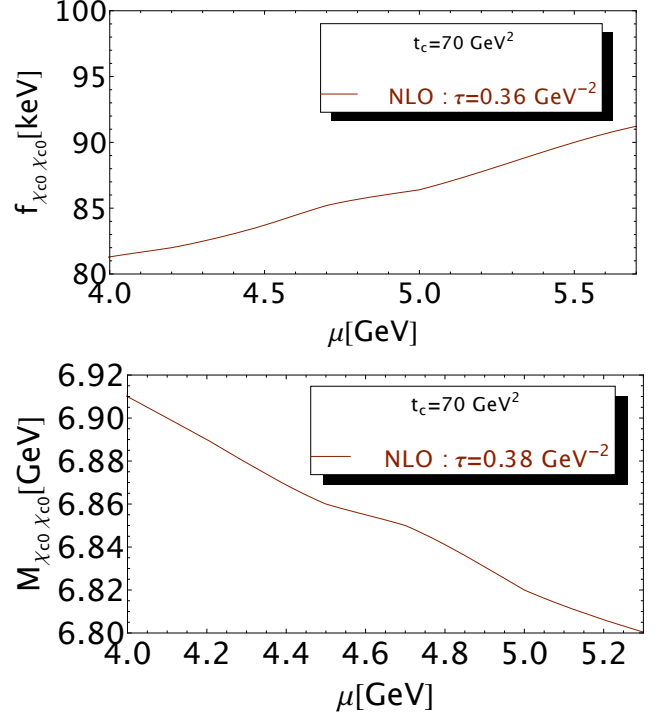


Figure 2: $f_{\chi_{c0}\chi_{c0}}$ and $M_{\chi_{c0}\chi_{c0}}$ at NLO as function of μ for fixed values of $t_c = 70$ GeV², for $\mu=4.5$ GeV and for values of $\bar{m}_{c,b}(\bar{m}_{c,b})$ given in Table 1.

However, the PT series converge numerically at $\mu = 4.5$ GeV but induce a relatively large systematic error when the higher order terms of the PT series are estimated using a geometric growth of the numerical coefficients.

8. The scalar $\bar{\eta}_c \eta_c$, $\bar{J}/\psi J/\psi$ and $\bar{\chi}_{1c} \chi_{1c}$ molecules

– The τ , t_c and μ behaviours of the coupling and mass of these molecules are very similar to the one of $\bar{\chi}_{0c} \chi_{0c}$ and will not be repeated here. The values τ - and t_c at the stability regions are shown in Table 3 where one can notice that, for the $\bar{\eta}_c \eta_c$, the stabilities are reached at earlier values of t_c which is dual to the lower value of the $\bar{\eta}_c \eta_c$ molecule mass.

– In all cases, the inclusion of the $\langle G^3 \rangle$ condensate shift the τ -stability to smaller values. In the case of the $\bar{\eta}_c \eta_c$, it becomes 0.36 GeV⁻² for the coupling (minimum) and 0.34 GeV⁻² for the mass (inflexion point).

– The main difference with the $\bar{\chi}_{0c} \chi_{0c}$ as shown in Figs.3 is the almost equal position of the τ minima for the LO and LO \oplus NLO contributions as shown in Fig. 4, which can be attributed to the different reorganisation of the terms in each channel.

– Our results also emphasize the importance to add radiative PT corrections for a proper heavy quark input (pole or \overline{MS} running) mass definition. In the \overline{MS} scheme, the α_s correction is small as can be seen explicitly in this numerical parametrization :

$$\begin{aligned} f_{\bar{\eta}_c \eta_c} &\approx 80 \text{ keV} \left(1 - 1.4 a_s \pm 1.96 a_s^2 \right) \\ M_{\bar{\eta}_c \eta_c} &\approx 6.4 \text{ GeV} \left(1 - 0.57 a_s \pm 0.32 a_s^2 \right). \end{aligned} \quad (22)$$

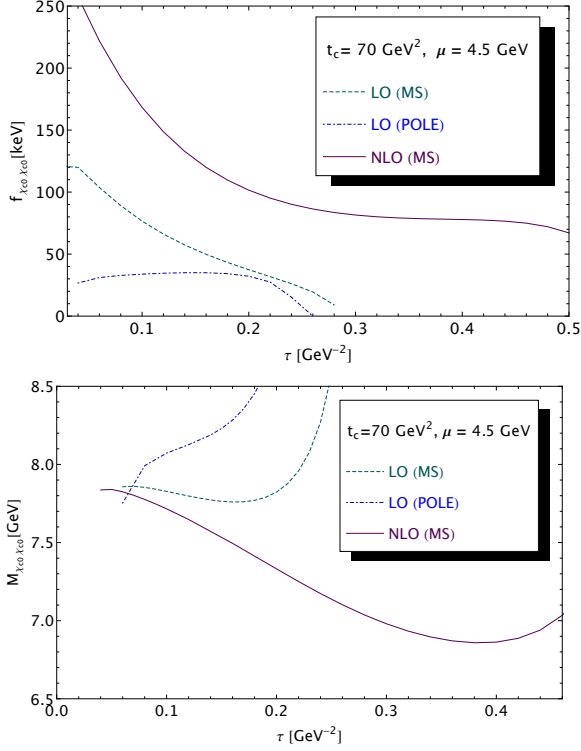


Figure 3: Comparison of the LO and NLO contributions on $f_{\chi_{c0}\chi_{c0}}$ and $M_{\chi_{c0}\chi_{c0}}$ as function of τ for fixed values of $t_c = 55 \text{ GeV}^2$ and $\mu = 4.5 \text{ GeV}$.

– The μ -stability is reached at $\mu = 4.5 \text{ GeV}$. The results of the analysis are shown in Table 2.

9. Coupling and mass of the scalar $\bar{\chi}_{b0}\chi_{b0}$ molecule

The extension of the analysis to the b quark channel is straightforward. We show in this example the details of the analysis.

• τ - and t_c -stabilities

– The τ and t_c behaviours of the $0^{++}(\bar{\chi}_{b0}\chi_{b0})$ molecule fixing $\mu = 7.5 \text{ GeV}$ from some other channels [55, 73, 74] are shown in Fig. 6, where the stability (minimas and inflexion points) is reached for $\tau \simeq 0.17 \text{ GeV}^{-2}$ and $t_c \simeq (420 - 460) \text{ GeV}^2$.

– The μ -stability is shown in Fig. 7.

• μ -stability

Fixing $t_c = 460 \text{ GeV}^2$ and $\tau = 0.17 \text{ GeV}^{-2}$, we show in Fig. 7 the μ behaviour of the mass and coupling, where we find a clear inflexion point for the coupling but a slight for the mass at :

$$\mu = (7.25 \pm 0.25) \text{ GeV} , \quad (23)$$

in agreement with the one quoted in [55, 73, 74] using different ways and/or from different channels.

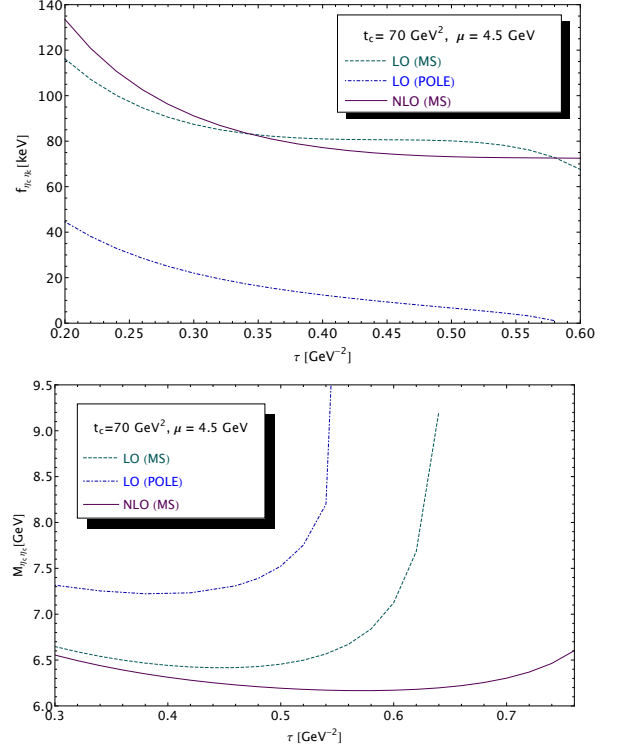


Figure 4: Comparison of the LO and LO \oplus NLO contributions on $f_{\eta_{c0}\eta_{c0}}$ and $M_{\eta_{c0}\eta_{c0}}$ as function of τ for fixed values of $t_c = 55 \text{ GeV}^2$ and $\mu = 4.5 \text{ GeV}$.

• LO versus NLO contributions

We compare in Fig 8 the LO and LO \oplus NLO contributions. We note (as expected) that the radiative corrections is smaller for b than for c as the coupling and mass are evaluated at higher μ -values. Using this result, we can numerically parametrize the previous observables as:

$$\begin{aligned} f_{\chi_{b0}\chi_{b0}} &\simeq 3.9 \text{ keV} \left(1 + 3.8 a_s \pm 14.4 a_s^2 \right) \\ M_{\chi_{b0}\chi_{b0}} &\simeq 20.1 \text{ GeV} \left(1 - 0.3 a_s \pm 0.1 a_s^2 \right) \end{aligned} \quad (24)$$

where the PT corrections tend to compensate in the ratio of moments while, compared to the c -quark channel, the PT corrections are relatively small. As in the previous cases, we have estimated the N2LO contributions from a geometric growth of

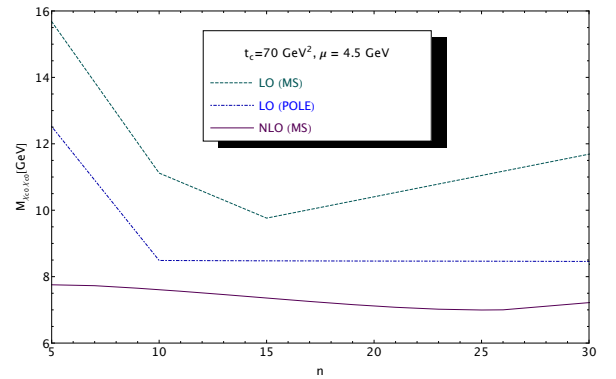


Figure 5: Comparison of the LO and LO \oplus NLO contributions on $M_{\chi_{c0}\chi_{c0}}$ as function of the degree n of moments M_n for fixed values of $t_c = 70 \text{ GeV}^2$ and $\mu = 4.5 \text{ GeV}$.

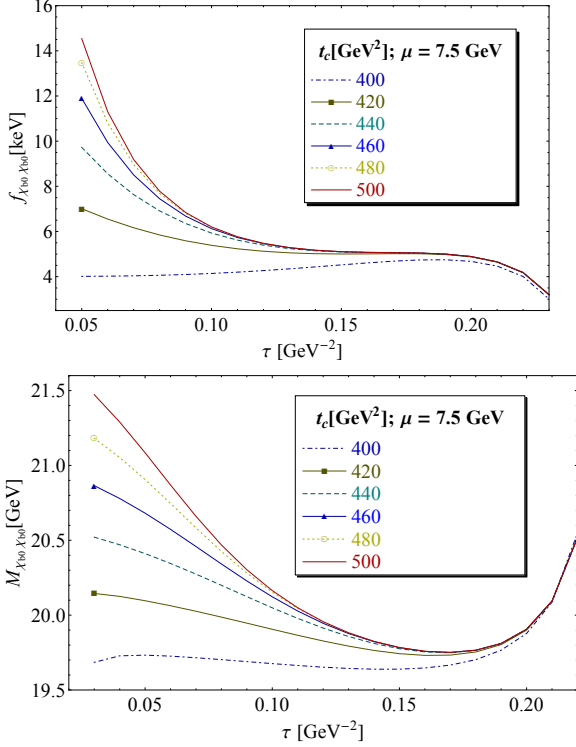


Figure 6: $f_{\chi_{b0}\chi_{b0}}$ and $M_{\chi_{b0}\chi_{b0}}$ as function of τ at NLO for different values of t_c , for $\mu=7.5$ GeV and for values of $\bar{m}_b(\bar{m}_b)$ given in Table 1.

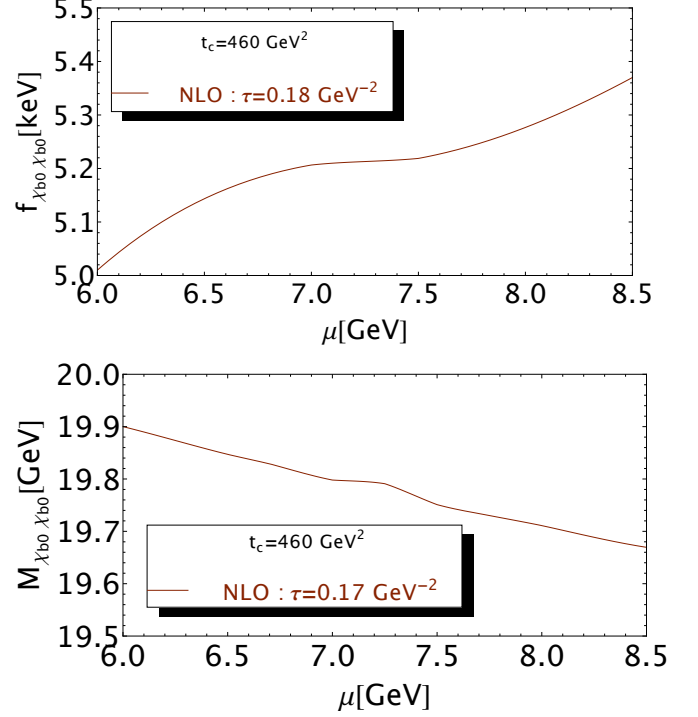


Figure 7: $f_{\chi_{b0}\chi_{b0}}$ and $M_{\chi_{b0}\chi_{b0}}$ at NLO as function of μ for fixed values of $t_c = 460$ GeV², for $\mu=4.5$ GeV and for values of $\bar{m}_b(\bar{m}_b)$ given in Table 1.

the PT coefficients [44] which we consider as an estimate of the uncalculated higher order terms of the PT series.

10. $\langle G^3 \rangle$ condensate and truncation of the OPE

– We have included the $\langle G^3 \rangle$ condensate contribution into the sum rule. We have cross-checked that with our method of calculation we reproduce the results of [75] for charmonium sum rules.

– We have noticed that in the $\bar{\chi}_{c0}\chi_{c0}$ channel, the contribution of the $\langle G^3 \rangle$ condensate is relatively small and does not modify the shape of the mass and coupling curves versus the variation of τ and for different values of t_c . It decreases the decay constant by 0.4 keV and increases the mass by 14 MeV but does not change the shape of the curve.

– However, this is not the case for the $\bar{\chi}_{b0}\chi_{b0}$ states and for some other channels which will be analyzed later on where the $\langle G^3 \rangle$ contribution can be large and modify the minimum of the mass found for $\langle \alpha_s G^2 \rangle$ into an inflexion point (see Fig. 9) and vice-versa for the coupling. This feature renders the mass result quite sensitive to the localisation of this inflexion point. An analogous effect of $\langle G^3 \rangle$ has been also observed e.g in the analysis of charmonium sum rules [38–40] and the inclusion of the $\langle G^4 \rangle$ condensates which act with an opposite sign restores the stability of these sum rules.

– To circumvent this problem and due to the difficulty for evaluating the $\langle G^4 \rangle$ contribution, we consider the optimal result at the value of τ where the coupling presents a minimum. Then we consider as a final result (here and in the following), the mean obtained with and without the $\langle G^3 \rangle$ contribution. The er-

ror induced in this way will be included as the systematics due to the truncation of the OPE as quoted in Table 2.

11. The scalar $\bar{\eta}_b\eta_b$, $\bar{\Upsilon}\Upsilon$ and $\bar{\chi}_{1b}\chi_{1b}$ molecules

The analysis of these scalar molecules is very similar to the analysis presented above. One should mention that in these channels the PT radiative corrections and the contribution of the $\langle G^3 \rangle$ condensate are small indicating a good convergence of the PT series and of the OPE at the optimization scale. The results are quoted in Table 2 where the LSR parameters used to get them are shown in Table 3.

12. The scalar tetraquark states

– We repeat the previous analysis for the case of tetraquark states with same choice of diquark currents as in [76] :

$$J_{\mathcal{T}}^{[P,S,A,V]} = Q_a^T C [1, \gamma_5, \gamma_\mu, \gamma_5 \gamma_\mu] Q_b, \quad (25)$$

in order to make a direct comparison with their LO results. We do not consider the current associated to $\sigma_{\mu\nu}$ which corresponds to a two-point correlator of higher dimension. We shall also consider the four-quark operator :

$$\mathcal{O}_{\mathcal{T}} = \epsilon_{abc} \epsilon_{cde} (Q_a^T C \gamma_\mu Q_b) (Q_d^T C \gamma^\mu Q_e), \quad (26)$$

in order to make a direct comparison with [77]. One should notice that due to the epsilon-tensor, most of the currents used by [76] are not present in [77].

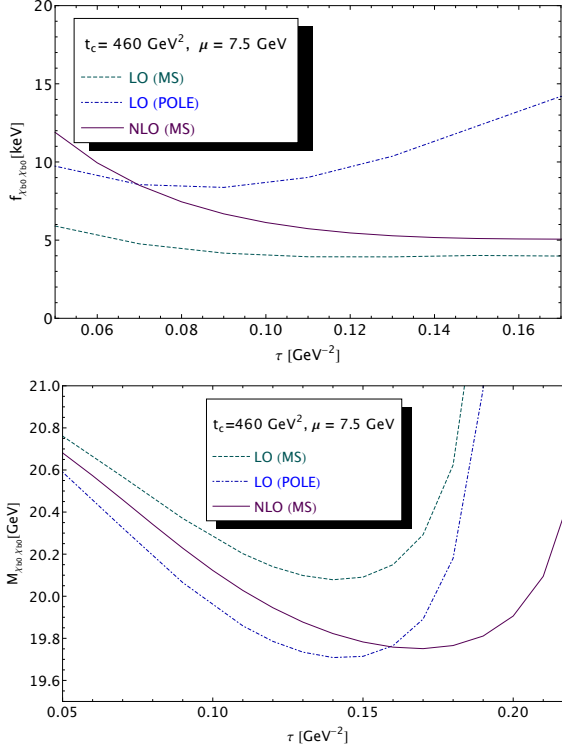


Figure 8: Comparison of the LO and LO \oplus NLO contributions on $f_{\chi_{b0}\chi_{b0}}$ and $M_{\chi_{b0}\chi_{b0}}$ as function of τ for fixed values of $t_c = 460 \text{ GeV}^2$ and $\mu = 7.5 \text{ GeV}$.

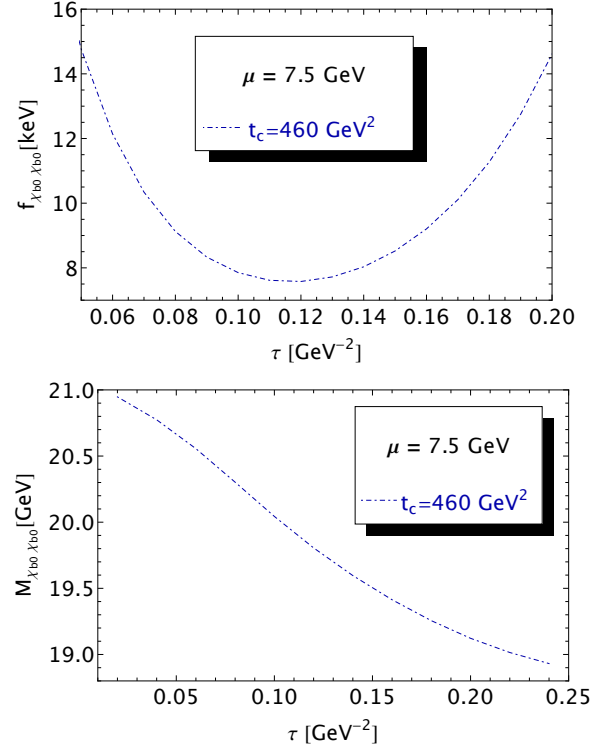


Figure 9: Effect of the $\langle G^3 \rangle$ condensate on the τ -behaviour of $f_{\chi_{b0}\chi_{b0}}$ and $M_{\chi_{b0}\chi_{b0}}$ for fixed values of $t_c = 460 \text{ GeV}^2$ and $\mu = 7.5 \text{ GeV}$.

- The behaviours of different curves are very similar with the ones of the corresponding molecule case.
- We quote the results in Table 2 and the optimal LSR parameters used to get them in Table 3. These results are compared with the ones in [76, 77] in Table 4.

13. Comments on the previous results

• The quest of factorization and Landau singularities

– We have shown explicitly in Eq. 3 that the contributions from the non-factorized diagrams appear already to LO of perturbative series and for the lowest dimension $\langle \alpha_s G^2 \rangle$ gluon condensate contributions. This result does not support the claims of [78, 79] that non-factorized contributions start to order α_s^2 . However, this effect shown in Fig. 10 is numerically small (about $3\% \approx 1/(10N_c)$) of the sum of factorized \oplus non-factorized contributions as expected from large N_c limit and Fierz transformations. This feature has been already observed explicitly in our previous work [2, 9]. This small effect of the non-factorized contribution justifies the accuracy of our approximation by only using the factorized diagrams in the NLO perturbative contributions.

– We do not also see the relevance / appearance of the Landau singularities mentioned by [78, 79] in the analysis using the OPE in the Euclidian region. However, the two-point function analyzed in [78, 79] has nothing to do with the one analyzed in our paper as it corresponds to a four-point function compacted into a two-point function but with four legs i.e with two incoming and two-outgoing momenta. This four-point function is more relevant for the analysis of hadron-hadron scatterings

(see the example of $\pi\pi$ and $\gamma\gamma$ in [80, 81]), while in this case, a two-point function enters differently via a gluonium intermediate state [82].

– From the analysis of Eq. 20, we have shown that the postulated lowest mass ground state dominates the spectral function. This feature indicates that the non-resonant states do not play a crucial role in the analysis. This conclusion may go in line with the answer of [83, 84] on some of the comments of [78, 79].

• Systematic errors

– As mentioned in Section 5, one expects that at the optimization region, an eventual duality violation is expected to be negligible and the QCD continuum contribution which parametrizes

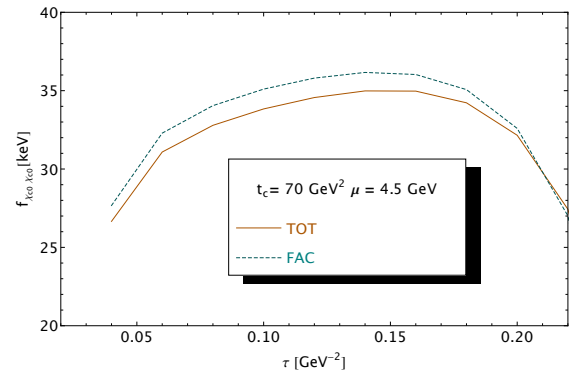


Figure 10: Comparison of the factorized and factorized \oplus non-factorized (TOT) at LO including the $\alpha_s G^2$ condensate contribution to the decay constant $f_{\chi_{c0}\chi_{c0}}$ versus the τ for fixed values of $t_c = 70 \text{ GeV}^2$ and $\mu = 4.5 \text{ GeV}$. We use the pole mass of 1.53 GeV .

Observables	Δt_c		$\Delta \tau$		$\Delta \mu$		Δm		$\Delta \alpha_s$		$\Delta \alpha_s G^2$		$\Delta G^3\text{-OPE}$		HO-PT		Values	
$q \equiv c, b$	c	b	c	b	c	b	c	b	c	b	c	b	c	b	c	b	c	b
f_H [keV]																		
0^{++} Molecule																		
$\eta_q \eta_q$	0.8	0.4	0.2	0.1	3.0	0.2	10	1.2	5	2	0.7	0.1	12.2	0.8	0.9	0.2	56 ± 17	9.8 ± 2.4
$J/\psi J/\psi, \Upsilon \Upsilon$	4.6	0.6	1.0	0.6	2.0	0.1	10.7	4.3	19	2.5	3.4	0.4	45.6	3.8	0.4	0	160 ± 51	23.4 ± 6.3
$\chi_{q1} \chi_{q1}$	0.9	1.6	1.1	0.9	0.9	0.2	6	3	9	4.8	10	0.0	4	3	5	19	162 ± 16	48.9 ± 20.1
$\chi_{q0} \chi_{q0}$	2.8	0.01	0.4	0.1	2.5	0.1	3.7	0.5	3.5	0.7	1.2	0.1	11.5	0.6	16	0.2	69 ± 21	4.0 ± 1.1
0^{++} Tetraquark																		
Eq. 25																		
$S_q S_q$	0.1	0.1	0.7	0.2	9	2.3	20	2.3	9	3.7	0.3	0.1	7	9	87	0.1	249 ± 90	29.6 ± 10.2
$A_q A_q$	1.4	4.1	1.0	7.2	1.5	3.4	19.2	4.0	8.8	6.4	0.36	0.	10	2.8	65	27	220 ± 69	87.4 ± 29.5
$V_q V_q$	5.2	0.4	1.0	0.3	6.5	0.3	11.8	1.5	5.4	2.4	1.9	0.2	9	0.3	0.9	0.1	102 ± 18	17.2 ± 2.9
$P_q P_q$	1.4	1.8	0.4	2.3	3.4	0.5	7.2	1	3.5	1	1.3	0.1	8.9	3.5	4.8	1.2	60 ± 14	6.5 ± 4.9
Eq. 26																		
$A_q A_q$	3	3.6	1.5	2	4.8	2	37.5	7.7	17.6	12.3	0.8	0.1	12	7	108	72	448 ± 117	136 ± 74
M_H [MeV]																		
0^{++} Molecule																		
$\eta_q \eta_q$	23	4	3	15	23	26	51	29	24	49	14	13	186	58	3.8	1.6	6029 ± 198	19259 ± 88
$J/\psi J/\psi, \Upsilon \Upsilon$	34	31	11	42	24	27	27	52	49	30	31	22	359	116	1.3	0	6376 ± 367	19430 ± 145
$\chi_{q1} \chi_{q1}$	26	4	29	99	20	22	42	25	20	43	5	22	16	73	7	6	6494 ± 66	19770 ± 137
$\chi_{q0} \chi_{q0}$	11	39	8	28	10	24	47	36	19	18	29	13	76	112	9	8	6675 ± 98	19653 ± 131
0^{++} Tetraquark																		
Eq. 25																		
$S_q S_q$	12	1	28	38	21	26	54	29	43	59	1	2	25	89	9	9	6411 ± 83	19217 ± 120
$A_q A_q$	26	37	32	132	20	23	43	25	21	43	2	1	38	53	0.0	10	6450 ± 75	19872 ± 156
$V_q V_q$	59	27	10	22	26	4	47	29	25	50	21	15	152	39	1	0.1	6462 ± 175	19489 ± 79
$P_q P_q$	34	10	19	40	23	24	46	28	20	46	30	22	258	23	22	5	6795 ± 268	19754 ± 79
Eq. 26																		
$A_q A_q$	4	21	3	95	21	25	43	27	21	47	2	0	39	30	16	2	6471 ± 67	19717 ± 118

Table 2: Predictions from LSR at NLO and sources of errors for the decay constants and masses of the molecules and tetraquark states. The errors from the QCD input parameters are from Table 1. $\Delta \mu$ are given in Eqs. 19 and 23. We take $|\Delta \tau| = 0.02 \text{ GeV}^{-2}$. In the case of asymmetric errors, we take the mean value. The inclusion of the $\langle G^3 \rangle$ contribution and the way to estimate the systematics induced by the truncation of the OPE are explained in Section 10.

non-resonant states is dominated by the lowest resonance as can be checked from Eq. 20. Therefore, the high-energy tail of the spectral function cannot bring a sizeable systematic error.

- The error due to the truncation of the PT series cannot be quantified with a good accuracy as the LO contributions are quite sensitive to the quark mass definition (pole or running) in some other channels. Using an approach similar to the one leading to Eq. 21 where a geometric growth of the a_s -coefficients has been assumed, we deduce the error estimate in Table 2.

- We have estimated the unknown higher dimension condensates contributions in the OPE quoted in Table 2 as discussed in Section 7.

• New compared with available QSSR results

Compared to previous QSSR LO results given in the literature (see Table 4):

- We have included (for the first time) the NLO corrections which is mandatory for giving a sense on the definition and numerical values of the input heavy quark mass which plays a crucial role in the analysis.

- We have added the contributions of the dimension-six $\langle G^3 \rangle$ condensates, which are quite large for the $\eta_q \eta_q$ and $J/\psi J/\psi, \Upsilon \Upsilon$ molecules and for the VV and PP tetraquark states.

- Our results are shown in Table 2 where systematic analysis of some possible configurations of the 0^{++} molecule and four-quark states have been done.

• Comparison of the LSR with the ratio of MOM results

- Taking, the example of the $\bar{\chi}_{c0} \chi_{c0}$ molecule and SS -tetraquark, we use the ratio of moments as in [76]:

$$M_{\mathcal{T}, \mathcal{M}}^2 = \frac{\mathcal{M}_n(Q_0^2)}{\mathcal{M}_{n+1}(Q_0^2)} - Q_0^2 : \mathcal{M}_n(Q_0^2) = \frac{1}{\pi} \int_{16m_Q^2}^{\infty} dt \frac{\text{Im} \Pi_{\mathcal{T}, \mathcal{M}}(t)}{(t + Q_0^2)^n}. \quad (27)$$

We take e.g $Q_0^2 = 4m_Q^2$. Then, we find that the LO and LO \oplus NLO results are about the same as from the LSR obtained in the previous sections. To NLO, one obtains in units of GeV :

$$M_{\chi_{c0} \chi_{c0}} \simeq 6.93, \quad M_{S_c S_c} \simeq 6.44 \quad \text{and} \quad M_{S_b S_b} \simeq 19.29, \quad (28)$$

which indicates that the two methods give within the errors the same result.

Scalar	Molecules								Tetraquarks							
Parameters	$\bar{\eta}_c\eta_c$	$J/\psi J/\psi$	$\bar{\chi}_{c0}\chi_{c0}$	$\bar{\chi}_{c1}\chi_{c1}$	$\bar{\eta}_b\eta_b$	$\Upsilon\Upsilon$	$\bar{\chi}_{b0}\chi_{b0}$	$\bar{\chi}_{b1}\chi_{b1}$	$\bar{S}_c S_c$	$\bar{A}_c A_c$	$\bar{V}_c V_c$	$\bar{P}_c P_c$	$\bar{S}_b S_b$	$\bar{A}_b A_b$	$\bar{V}_b V_b$	$\bar{P}_b P_b$
t_c [GeV] ²	45–55	55–70	55–70	55–70	400–460	400–460	420–460	420–460	55–70	55–70	50–70	60–90	400–460	420–460	400–460	420–460
τ [GeV] ⁻² 10 ²	50, 54	30, 34	36, 38	34	21, 22	14, 16	16, 17	7, 9	34	32–38	38	32, 34	22	6–8	15, 16	8–18

Table 3: Values of the LSR parameters t_c and the corresponding τ at the optimization region for the PT series up to NLO and for the OPE truncated at $\langle\alpha_s G^2\rangle$.

Scalar	$M_{\bar{c}c\bar{c}c}$ [GeV]					$M_{\bar{b}b\bar{b}b}$ [GeV]				
	LO	NLO	NLO \oplus G3	LO [76]	LO [77]	LO	NLO	NLO \oplus G3	LO [76]	LO [77]
$\bar{q}\bar{q}q\bar{q}$										
Eq. 25										
SS	6.59	6.39 \pm 0.08	6.41 \pm 0.08	6.44 \pm 0.15	–	19.51	19.13 \pm 0.08	19.22 \pm 0.12	18.45 \pm 0.15	–
AA	6.52	6.49 \pm 0.07	6.45 \pm 0.08	6.46 \pm 0.16	–	19.51	19.93 \pm 0.15	19.87 \pm 0.16	18.46 \pm 0.14	–
VV	6.55	6.61 \pm 0.09	6.46 \pm 0.18	6.59 \pm 0.17	–	19.49	19.53 \pm 0.07	19.49 \pm 0.08	18.59 \pm 0.17	–
PP	7.37	7.05 \pm 0.07	6.80 \pm 0.27	6.82 \pm 0.18	–	19.96	19.78 \pm 0.08	19.75 \pm 0.08	19.64 \pm 0.14	–
Eq. 26										
AA	6.50	6.51 \pm 0.06	6.47 \pm 0.07	–	5.99 \pm 0.08	19.49	19.75 \pm 0.11	19.72 \pm 0.12	–	18.84 \pm 0.09

Table 4: Comparison of the values of the 0^{++} scalar tetraquark masses and couplings from different QSSR approaches. Our predictions are at LO (only the central value is quoted) and up to NLO of PT series where the errors come from Table 2. The predictions of Ref. [76] are from Moments at LO and of Ref. [77] from LSR at LO where the (unjustified) choice of the numerical values of the running quark masses has been used.

• *Comparison with the ratio of MOM results of Ref. [76]*

– In the case of the AA tetraquark, we have compared our LO $\oplus \langle\alpha_s G^2\rangle$ QCD expressions with the one of [76] obtained from the same current (Eq. 25) and find a good agreement.

– We compare in Table 4 our LSR results with the LO ones of [76]. One can see, that, in general, the LO results of [76] compared to our LO ones have the tendency to underestimate the mass results. For the charm case, our LO \oplus NLO ones agree within the errors with the ones of [76] while in the beauty case, our predictions for the masses are about 0.5 to 1 GeV higher which are expected to be above the $\eta_b\eta_b$ and $\Upsilon(1S)\Upsilon(1S)$ thresholds.

• *Comparison with the LSR results of Ref. [77]*

– We have also compared our results for the AA scalar tetraquark with the LO ones of [77] using the current in Eq. 26.

– The PT QCD expressions agree each other at LO. There is a slight difference for the $\langle\alpha_s G^2\rangle$ contribution for higher values of t to all values of the heavy quark mass but this difference affects only slightly the predictions.

– At LO and including the $\langle\alpha_s G^2\rangle$ contribution, our values of the AA couplings of about 287 (resp. 78) keV for the charm (resp. bottom) are comparable with the ones of [77] (289 (resp. 54) keV) if the (unjustified) choice of $\bar{M}\bar{S}$ -mass is used.

– For the charm, the AA mass of [77] is (460–550) MeV lower than the one of [76] and our LO result, while for the bottom it is 670 MeV lower than our LO result but 380 MeV higher than that of [76] (see Table 4). However, the origin of this discrepancy does not come from the QCD input parameters as we use about the same values. This example puts a question mark on the unusual treatment of the sum rules by the author in [77].

– His choice of the subtraction scale $\mu \simeq (1.2 \sim 2.2)$ GeV for the charm (resp. $(2.3 \sim 3.3)$ GeV for the bottom) based, for instance, on the identification of the sum of the PT running mass $(\bar{m}_c + \bar{m}_b)(\mu)$ with the value of the B_c -mass [85] is difficult

to justify in the absence of NP-contributions (binding energy). However, such low values of μ are quite dangerous as, at this low scale, the PT radiative corrections are expected to be large and can strongly affect the final result. This is indeed the case for the coupling where, at the μ -stability (4.5 GeV for the charm and 7.25 GeV for the bottom) the NLO corrections increase it by 59% for the charm and 83% for the bottom. This effect is obviously larger for smaller values of μ .

– Moreover, using only the μ -dependence of the running values of α_s and m_Q into the PT LO expression of the sum rule is also inconsistent while the identification of the QCD continuum threshold with the mass of the first radial excitation can be inaccurate as the QCD continuum is expected to smear all higher state contributions.

– It is also remarkable to notice from Tables 2 and 4 the (almost) independence of our results on the form of the current for the AA tetraquark.

– For a consistency check of our results, we compare our result for the AA tetraquark mass $M_{AA} \simeq 6.47$ (resp. 19.72) GeV from the current of [77] within a $\bar{3}_c \otimes 3_c$ color representation with the one from the combination of molecule currents $2(\bar{S}S + \bar{P}P) + \bar{V}V - \bar{A}A$ given there. Using a quadratic mass relation, we deduce at NLO \oplus G3: $M_{AA} \simeq 6.38$ (resp. 19.49) GeV in agreement (within the errors) with our predicted tetraquark masses.

• *Some phenomenological implications*

One can notice from Tables 2 and 4 that :

– Our different QSSR predictions cannot disentangle (within the errors) the mass of a molecule from a tetraquark state as already found in some of our previous works [1–5].

– Our results do not favour the ones from some potential models where the exotic states are below the $\eta_c\eta_c$ meson thresholds. Instead, our results may explain the existence of a 0^{++} broad structure around (6.2 – 6.7) GeV which can be due to

$\bar{\eta}_c \eta_c$, $\bar{\chi}_{c1} \chi_{c1}$ and $\bar{J}/\psi J/\psi$ molecules or /and to scalar-scalar, vector-vector and axial-axial scalar tetraquark states.

– If the new LHCb peak candidate [32, 33] around (6.8 – 6.9) GeV is a 0^{++} state, the value of its mass suggests that it is likely a $\bar{\chi}_{c0} \chi_{c0}$ molecule or a pseudoscalar-pseudoscalar tetraquark states. Its signature from a $\bar{J}/\psi J/\psi$ invariant mass may come from the $\text{di-}\chi_{c0}$ decaying to $\text{di-}\gamma J/\psi$.

– In the case of a $\bar{\chi}_{c1} \chi_{c1}$ molecule, the predicted mass is below the $\chi_{c1} \chi_{c1}$ threshold while our NLO predictions for the beauty states indicate that all of them are above the $\eta_b \eta_b$ and $\Upsilon(1S) \Upsilon(1S)$ thresholds.

We plan to calculate the spectra of some other 0^- , 1^\pm and 2^{++} channels and eventually their widths in a future work.

References

References

- [1] R.M. Albuquerque et al., *Nucl. Part. Phys. Proc.* **300-302** (2018) 186 and references therein.
- [2] R.M. Albuquerque et al., *Int. J. Mod. Phys. A* **33** (2018) 16, 1850082.
- [3] R.M. Albuquerque et al., *Nucl. Part. Phys. Proc.* **282-284** (2017) 83.
- [4] R.M. Albuquerque, S. Narison, A. Rabemananjara and D. Rabetiariyony *Int. J. Mod. Phys. A* **31** (2016) 36, 1650196
- [5] R.M. Albuquerque, S. Narison, A. Rabemananjara and D. Rabetiariyony *Int. J. Mod. Phys. A* **31** (2016) 17, 1650093
- [6] F. Fanomezana, S. Narison, A. Rabemananjara, *Nucl. Part. Phys. Proc.* **258-259** (2015) 156.
- [7] F. Fanomezana, S. Narison, A. Rabemananjara, *Nucl. Part. Phys. Proc.* **258-259** (2015) 152.
- [8] R.M. Albuquerque, F. Fanomezana, S. Narison, A. Rabemananjara, *Nucl. Part. Phys. Proc.* **234** (2013) 158.
- [9] R.M. Albuquerque, F. Fanomezana, S. Narison, A. Rabemananjara, *Phys. Lett. B* **715** (2012) 129.
- [10] J.S. Bell and R.A. Bertlmann, *Nucl. Phys.* **B177**, (1981) 218.
- [11] J.S. Bell and R.A. Bertlmann, *Nucl. Phys.* **B187**, (1981) 285.
- [12] C. Becchi, S. Narison, E. de Rafael and F.J. Yndurain, *Z. Phys.* **C8** (1981) 335.
- [13] S. Narison and E. de Rafael, *Phys. Lett. B* **522**, (2001) 266.
- [14] M.A. Shifman, A.I. Vainshtein and V.I. Zakharov, *Nucl. Phys.* **B147** (1979) 385.
- [15] M.A. Shifman, A.I. Vainshtein and V.I. Zakharov, *Nucl. Phys.* **B147** (1979) 448.
- [16] For a review, see e.g.: V.I. Zakharov, talk given at the Sakurai's Price, *Int. J. Mod. Phys. A* **14**, (1999) 4865.
- [17] For a review, see e.g.: S. Narison, *World Sci. Lect. Notes Phys.* **26** (1989) 1.
- [18] For a review, see e.g.: S. Narison, *Cambridge Monogr. Part. Phys. Nucl. Phys. Cosmol.* **17** (2004) 1-778 [hep-ph/0205006].
- [19] For a review, see e.g.: S. Narison, *Phys. Rept.* **84** (1982) 263.
- [20] For a review, see e.g.: S. Narison, *Acta Phys. Pol.* **B 26**(1995) 687.
- [21] For a review, see e.g.: S. Narison, *Riv. Nuovo Cim.* **10N2** (1987) 1.
- [22] For a review, see e.g.: S. Narison, *Nucl. Part. Phys. Proc.* **258-259** (2015) 189.
- [23] For a review, see e.g.: S. Narison, *Nucl. Part. Phys. Proc.* **207-208**(2010) 315.
- [24] For a review, see e.g.: B.L. Ioffe, *Prog. Part. Nucl. Phys.* **56** (2006) 232.
- [25] For a review, see e.g.: L. J. Reinders, H. Rubinstein and S. Yazaki, *Phys. Rept.* **127** (1985) 1.
- [26] For a review, see e.g.: E. de Rafael, les Houches summer school, hep-ph/9802448 (1998).
- [27] For a review, see e.g.: R.A. Bertlmann, *Acta Phys. Austriaca* **53**, (1981) 305.
- [28] For a review, see e.g.: F.J. Yndurain, *The Theory of Quark and Gluon Interactions*, 3rd edition, Springer (1999).
- [29] For a review, see e.g.: P. Pascual and R. Tarrach, *QCD: renormalization for practitioner*, Springer 1984.
- [30] For a review, see e.g.: H.G. Dosch, *Non-perturbative Methods*, ed. Narison, World Scientific (1985).
- [31] For a recent review, see e.g.: R.M. Albuquerque et al., *J.Phys.G* **46** (2019) 9, 093002.
- [32] [LHCb collaboration], R. Aaij et al., arXiv:2006.16957 [hep-ex] (2020).
- [33] [LHCb collaboration], Liupan An, LHC-CERN seminar, <https://indico.cern.ch/event/900972/> (16 june 2020).
- [34] S. Narison, *Phys. Lett.* **B673** (2009) 30.
- [35] Y. Chung et al. *Z. Phys.* **C25** (1984) 151; H.G. Dosch, M. Jamin and S. Narison, *Phys. Lett.* **B220** (1989) 251.
- [36] G. Launer, S. Narison and R. Tarrach, *Z. Phys.* **C26** (1984) 433.
- [37] R.A. Bertlmann, G. Launer and E. de Rafael, *Nucl. Phys.* **B250**, (1985) 61.
- [38] S. Narison, *Phys. Lett.* **B693** (2010) 559; Erratum ibid 705 (2011) 544.
- [39] S. Narison, *Phys. Lett.* **B706** (2011) 412
- [40] S. Narison, *Phys. Lett.* **B707** (2012) 259.
- [41] A. Pich and E. de Rafael, *Phys. Lett.* **B158** (1985) 477.
- [42] S. Narison and A. Pivovarov, *Phys. Lett.* **B327** (1994) 341.
- [43] D.J. Broadhurst, *Phys. Lett.* **B101** (1981) 423.
- [44] S. Narison and V.I. Zakharov, *Phys. Lett.* **B679** (2009) 355.
- [45] R. Tarrach, *Nucl. Phys.* **B183** (1981) 384.
- [46] R. Coquereaux, *Annals of Physics* **125** (1980) 401.
- [47] P. Binetruy and T. Sücker, *Nucl. Phys.* **B178** (1981) 293.
- [48] S. Narison, *Phys. Lett.* **B197** (1987) 405.
- [49] S. Narison, *Phys. Lett.* **B216** (1989) 191.
- [50] N. Gray, D.J. Broadhurst, W. Grafe, and K. Schilcher, *Z. Phys.* **C48** (1990) 673.
- [51] J. Fleischer, F. Jegerlehner, O.V. Tarasov, and O.L. Veretin, *Nucl. Phys.* **B539** (1999) 671.
- [52] K.G. Chetyrkin and M. Steinhauser, *Nucl. Phys.* **B573** (2000) 617.
- [53] K. Melnikov and T. van Ritbergen, hep-ph/9912391.
- [54] S. Narison, *Int. J. Mod. Phys. A* **33** (2018) no.10, 1850045, Addendum: *Int. J. Mod. Phys. A* **33** (2018) no.10, 1850045 and references therein.
- [55] S. Narison, *Phys. Lett.* **B802** (2020) 135221.
- [56] S. Narison, *Phys. Lett.* **B784** (2018) 261.
- [57] M. Tanabashi et al. (Particle Data Group), *Phys. Rev. D* **98** (2018) 030001 and 2019 update.
- [58] J. Bijnens, J. Prades and E. de Rafael, *Phys. Lett.* **B348** (1995) 226.
- [59] M.A. Shifman, arXiv:hep-ph/0009131.
- [60] O. Catà, M. Golterman and S. Peris, *Phys. Rev. D* **77**, 093006 (2008)
- [61] A. Pich and A. Rodriguez-Sanchez, *Phys. Rev. D* **94**, 034027 (2016).
- [62] S. Narison, *Phys. Lett.* **B387** (1996) 162.
- [63] S. Narison, *Nucl. Phys. (Proc. Suppl.) A* **54** (1997) 238.
- [64] S. Narison, *Phys. Lett.* **B707** (2012) 259.
- [65] S. Narison, *Phys. Lett.* **B721** (2013) 269.
- [66] R.A. Bertlmann, *Nucl. Phys.* **B204**, (1982) 387.
- [67] R.A. Bertlmann, *Non-perturbative Methods*, ed. Narison, WSC (1985).
- [68] R.A. Bertlmann, *Nucl. Phys. (Proc. Suppl.)* **B23** (1991) 307.
- [69] R. A. Bertlmann and H. Neufeld, *Z. Phys.* **C27** (1985) 437.
- [70] J. Marrow, J. Parker and G. Shaw, *Z. Phys.* **C37** (1987) 103.
- [71] S. Narison, *Phys. Lett.* **B738** (2014) 346.
- [72] S. Narison, *Phys. Lett.* **B718** (2013) 1321.
- [73] S. Narison, *Int. J. Mod. Phys. A* **30** (2015) no.20, 1550116 and references therein.
- [74] S. Narison, *Phys. Lett.* **B807** (2020) 135522.
- [75] E. Bagan, J.I. Latorre, and P. Pascual, *Z. Phys.* **C32**(1986)43.
- [76] W. Chen et al., *Phys. Lett.* **B773** (2017) 247.
- [77] Z. G. Wang, *Eur. Phys. J.* **C77** (2017) 432.
- [78] W. Lucha, D. Melikhov and H. Sazdjian, *Phys. Rev. D* **100** (2019) 074029.
- [79] W. Lucha, D. Melikhov and H. Sazdjian, arXiv:2005.12171 [hep-ph].
- [80] G. Mennessier, *Z. Phys.* **C 16** (1983) 241.
- [81] G. Mennessier, S. Narison, X.-G. Wang, *Phys. Lett. B* **696** (2011) 40.
- [82] G. Mennessier, S. Narison, W. Ochs, *Phys. Lett. B* **665** (2008) 205.
- [83] Z. G. Wang, *Phys. Rev. D* **101** (2020) 074011.
- [84] Z. G. Wang, arXiv:2005.12735 [hep-ph].
- [85] Z. G. Wang, *Eur.Phys.J.* **A49** (2013) 131.