

# Incorrect by Construction: Fine Tuning Neural Networks for Guaranteed Performance on Finite Sets of Examples

Ivan Papusha<sup>1</sup>, Rosa Wu<sup>1,2</sup>, Joshua Brulé<sup>1</sup>, Yanni Kouskoulas<sup>1</sup>, Daniel Genin<sup>1</sup>,  
and Aurora Schmidt<sup>1</sup>

<sup>1</sup> Johns Hopkins University Applied Physics Laboratory\*

<sup>2</sup> Defense Nuclear Facilities Safety Board\*\*

**Abstract.** There is great interest in using formal methods to guarantee the reliability of deep neural networks. However, these techniques may also be used to implant carefully selected input-output pairs. We present initial results on a novel technique for using SMT solvers to fine tune the weights of a ReLU neural network to guarantee outcomes on a finite set of particular examples. This procedure can be used to ensure performance on key examples, but it could also be used to insert difficult-to-find incorrect examples that trigger unexpected performance. We demonstrate this approach by fine tuning an MNIST network to incorrectly classify a particular image and discuss the potential for the approach to compromise reliability of freely-shared machine learning models.

**Keywords:** formal methods · neural networks · satisfiability modulo theory · constraint satisfaction · performance guarantees

## 1 Introduction

Advances in the construction and training of deep neural networks have transformed many problems in classification, machine learning, and autonomous systems. But the large number of internal degrees of freedom that make these networks so powerful can also prove to be a source of vulnerability—verifying that such complex systems always perform in an expected way is a daunting task. As a result, there is much interest in using automatic formal verification techniques that employ satisfiability modulo theories (SMT) to generate guarantees about the behavior of such networks.

SMT is a recently attractive technology because of practical solver advances and mature implementations. Leveraging a complete decision procedure, solvers can generate a network input that satisfies a given constraint (**sat**), or guarantee that no such input exists (**unsat**). By treating perturbations to the network as

---

\* This work was supported by JHU/APL Internal Research and Development funds.

\*\* The views expressed herein are solely those of the authors, and no official support or endorsement by the Defense Nuclear Facilities Safety Board or the U.S. Government is intended or should be inferred.

variable, we find that we may also use SMT to search for small modifications to the network itself that guarantee performance it did not already have.

In this work, we use Z3 [16] to embed a set of guaranteed input-output examples by taking advantage of the ample degrees of freedom in the biases. Our main contribution is to show that small bias perturbations can internally model intentionally-planted correct or incorrect input-output pairs with moderately reduced performance on the off-target examples. Our approach could be used to fine tune networks to guarantee performance on a critical set of examples, or to poison them with malicious triggers. Furthermore, the technique is constructive—we either exhibit specific bias perturbations satisfying prescribed constraints, or generate a verifiable proof artifact showing that none exist.

*Prior work* The rise in effective optimization techniques for producing adversarial examples has led to an explosion of interest in how to fool neural networks with inputs that are slight modifications of correctly classified examples. Much effort has been devoted to finding such adversarial examples in various neural networks [9,20]. This has inspired researchers to use SMT to verify or construct neural networks lacking such adversarial examples [1,3,4].

Like RELUPLEX and related approaches that use SMT to find adversarial examples or guarantee their absence [12,17,2,6,11,5], we restrict our attention to neural networks with piecewise affine activation layers. These include, for example, rectifier linear unit (ReLU) and HardTanh, but not sigmoid or softmax layers. However, instead of searching for perturbations on *inputs*, we search for perturbations on the network *biases*, thereby globally and tractably parameterizing all possible neural networks of a certain class.

Although we use MNIST as a running example, our patching approach inherits the adverse scaling of SMT with neural network size, likely precluding adoption to vision tasks in the near term. Our philosophy is therefore not just to retrain with a modified training set as in [10], but rather to globally and reliably optimize over the space of all neural networks that satisfy a set of constraints. This allows application in broader frameworks for design and verification of high reliability systems with formal guarantees on end-to-end behavior [17, §2].

As part of this paper, we review methods (§2) for translating a neural network into SMT constraints, and follow with detail on using the encoded network to generate adversarial inputs (§3), as well as adjusting the network parameters to implant guaranteed input-output pairs. We demonstrate this approach (§4) by implanting behavior in a small example network for digit classification. We conclude (§5) with a discussion of the potential for this method to scale to larger networks, as well as future work.

## 2 Neural Network as Constraints

The key insight to our approach is the observation that certain neural networks are well-suited to analysis via SMT, while still being expressive enough to perform calculations of interest, see *e.g.*, [17,2]. We encode the input-output relations of deterministic neural networks as quantifier free combinations of linear arithmetic constraints.

## 2.1 Piecewise Affine Networks

Consider a network  $f : \mathbf{R}^n \rightarrow \mathbf{R}^m$ , represented by a function  $y = f(x; \theta)$ , with parameters  $\theta$ . The input  $x$  and output  $y$  are  $n$ - and  $m$ -dimensional real vectors, respectively. In a typical architecture, the neural network is designed as a sequential composition of alternating affine functions and piecewise affine (e.g., ReLU, HardTanh) activations,

$$f = \beta_K \circ \alpha_K \circ \dots \circ \beta_1 \circ \alpha_1. \quad (1)$$

Each affine function  $\alpha_k : \mathbf{R}^{n_k} \rightarrow \mathbf{R}^{m_k}$  is parameterized by a dense  $m_k$ -by- $n_k$  real weight matrix  $W^{(k)}$  and an  $m_k$ -dimensional bias vector  $b^{(k)}$ ,

$$\text{[Affine]} \quad \alpha_k(x; W^{(k)}, b^{(k)}) := W^{(k)}x + b^{(k)}. \quad (2)$$

Similarly, the activation functions  $\beta_k : \mathbf{R}^{m_k} \rightarrow \mathbf{R}^{m_k}$  are piecewise affine. We consider componentwise ReLU and HardTanh activations, although any piecewise affine activation can be likewise treated,

$$\text{[ReLU]} \quad \beta_k(x)_i := \max(x_i, 0), \quad i = 1, \dots, m_k, \quad (3)$$

$$\text{[HardTanh]} \quad \beta_k(x)_i := \max(\min(x_i, 1), -1), \quad i = 1, \dots, m_k. \quad (4)$$

The input dimension of the network  $f$  is  $n = n_1$  in the first layer, and the output dimension is  $m = m_K$  in the last. The signal dimension can only change in the affine layers ( $m_k \neq n_k$  in general), and remains the same through the activations ( $m_k = n_{k+1}$ ). For convenience, we split the network parameters into weight and bias components  $\theta = (\theta_{\text{weight}}, \theta_{\text{bias}})$ ,

$$\begin{aligned} \theta_{\text{weight}} &= (W^{(1)}, \dots, W^{(K)}) \in \mathbf{R}^{m_1 \times n_1} \times \dots \times \mathbf{R}^{m_K \times n_K}, \\ \theta_{\text{bias}} &= (b^{(1)}, \dots, b^{(K)}) \in \mathbf{R}^{m_1} \times \dots \times \mathbf{R}^{m_K}. \end{aligned}$$

**SMT encoding** We encode the neural network by introducing intermediate variables  $x^{(1)}, \dots, x^{(K+1)}, y^{(1)}, \dots, y^{(K)}$  to hold the results of the compositions in (1). Specifically, for an input variable  $x$  and output variable  $y$ , the input-output relation of the neural network  $y = f(x; \theta)$  is equivalent to

$$(x = x^{(1)}) \wedge \left( \bigwedge_{k=1}^K x^{(k+1)} = \beta_k(y^{(k)}) \wedge y^{(k)} = \alpha_k(x^{(k)}) \right) \wedge (y = x^{(K+1)}). \quad (5)$$

The affine layers are encoded as-is following (2),

$$\text{[Affine-Encoding]} \quad v = \alpha_k(u) \iff v = W^{(k)}u + b^{(k)}, \quad (6)$$

with variables  $u, v$  and parameters  $W^{(k)}, b^{(k)}$ .

To encode the activation functions, note that equality constraints involving ‘min’ and ‘max’ can be written as a logical combination of affine atoms:

$$\eta = \min(\xi, a) \iff [(\xi \geq a) \rightarrow (\eta = a)] \wedge [(\xi < a) \rightarrow (\eta = \xi)], \quad (7)$$

$$\eta = \max(\xi, b) \iff [(\xi < b) \rightarrow (\eta = b)] \wedge [(\xi \geq b) \rightarrow (\eta = \xi)]. \quad (8)$$

Accordingly, the piecewise affine activation functions are logical conjunctions over individual components,

$$\text{[ReLU-Encoding]} \quad v = \beta_k(u) \iff \bigwedge_{j=1}^{m_k} (v_j = \max(u_j, 0)), \quad (9)$$

$$\text{[HardTanh-Encoding]} \quad v = \beta_k(u) \iff \bigwedge_{j=1}^{m_k} (v_j = \max(\min(u_j, 1), -1)). \quad (10)$$

Put together, equations (6)–(10) can be substituted successively into equation (5), resulting in an encoding of the neural network (1) into a single formula consisting of conjunctions, disjunctions, and negations of affine atoms. Thus, any neural network constraint of the form  $y = f(x; \theta)$ , with variables  $x$  and  $y$ , and parameters  $\theta$ , corresponds to a conjunction of constraints of the form (5).

## 2.2 Using Pretrained PyTorch modules

To automate our experiments, we developed a Python package, LANTERN (“safer than a torch”), which converts common neural network modules from the popular PYTORCH library [18] to variables and constraints that can be further manipulated with an SMT solver such as Z3 [16]. We assume that the (trained) network is represented as a `Sequential` module, a PYTORCH container that holds other modules and applies them in sequence. We further assume that the modules within a given `Sequential` instance are either `Linear`, `ReLU`, or `Hardtanh`.

For each module in a `Sequential`, LANTERN generates Z3 variables that correspond to the inputs and outputs of that module, and encodes the behavior of that module as affine constraints (see §2.1). In addition, it creates constraints that equate the output variables of each module with the input variables of the next module in the sequence. This process returns the input and output variables of the entire `Sequential`, as well as all the constraints that represent the internal modules.

The default settings of PYTORCH result in models parameterized by 32-bit floats, which can give computationally difficult SMT formulas. When the floats are losslessly cast to `Real`-sorted variables, formulas involving the neural network can be handled using Z3’s linear real arithmetic solver. However, in practice we found that arbitrary precision calculations often dominated decision run times, meaning that computations involving even moderately sized networks benefited from a translation to IEEE floating-point arithmetic. Therefore, our software also supports quantizing networks into floating-point representations.

The `round_model()` function truncates the significand of the floating-point parameters of a trained network to a desired number of bits. This function provides an adjustable trade-off between the neural network’s performance and the difficulty of the corresponding SMT problem. A rounded model remains a valid `Sequential` object, and can be run just like the original at inference time, albeit with reduced accuracy. By quantizing the model itself, we preserve a one-to-one correspondence between the SMT problem and the network, even though the rounded model is no longer equivalent to the original.

### 3 Method for Planting Examples

A common application of the SMT encoding (§2.1) is to find perturbations on an input that would result in a classifier misclassifying otherwise correct examples. The existence of techniques to find small perturbations is well documented [11,6]. We will briefly summarize these findings (§3.1) with an eye toward explaining our novel neural network modification strategy (§3.2).

#### 3.1 Adversarial Input Generation

Consider a trained network  $f$ , which *correctly* classifies an input  $x^0$  as  $y^0$ , so that specifically  $y^0 = f(x^0; \theta)$  for the given input-output pair  $(x^0, y^0)$ . We would like the network to instead output a specified  $y^1$  for a perturbed input  $x^0 + \Delta x$ , where  $y^0 \neq y^1$  and the perturbation magnitude  $\|\Delta x\|$  is small.

In this setting, finding a minimal adversarial input amounts to solving the (nonconvex) optimization problem

$$\begin{aligned} & \text{minimize } \|\Delta x\| \\ & \text{subject to } f(x^0 + \Delta x; \theta) = y^1 \end{aligned} \tag{11}$$

over the variable  $\Delta x \in \mathbf{R}^n$ . This will give a smallest perturbation  $\Delta x$  on the input that is enough to get the network to misclassify  $x^0$  as  $y^1$ . We target the  $\ell_\infty$  norm  $\|\cdot\|$ , because it can be represented with piecewise affine (‘max’) functions, although many other norms are possible. The parameters of the network  $\theta$  remain constant throughout the adversarial input generation process.

**Optimal perturbation** The objective in (11) can be minimized with bisection by posing a sequence of queries to the SMT solver. Specifically, define the formula

$$F(\alpha) = \exists \Delta x \in \mathbf{R}^m. (y^1 = f(x^0 + \Delta x; \theta)) \wedge (\|\Delta x\| \leq \alpha).$$

If, for a given value of  $\alpha \in [\alpha_-, \alpha_+]$  (where  $F(\alpha_+)$  is **sat** and  $F(\alpha_-)$  is **unsat**), the formula  $F(\alpha)$  is **sat**, then we know that at the optimum  $\|\Delta x^*\| \leq \alpha$ ; we should therefore decrease the upper bound to  $\alpha_+ := \alpha$ , and determine the satisfiability of  $F((\alpha_+ + \alpha_-)/2)$ , say. Otherwise if  $F(\alpha)$  is **unsat**, then a valid input perturbation must have norm no less than  $\alpha$ ; therefore, to make the network misclassify  $x^0$  as  $y^1$  we should increase the lower bound to  $\alpha_- := \alpha$ , and try again. This way, a minimal value of  $\|\Delta x\|$  can be determined within an error  $\epsilon$  in  $O(\log_2(1/\epsilon))$  bisection steps.

**Class membership** Encoding the constraint  $y^1 = f(x^0 + \Delta x; \theta)$  in (11) deserves special attention in the case of classifiers, because class membership must be encoded with set membership (*e.g.*, lying on the correct side of a decision surface). For example, for  $m = 10$  (MNIST digit classification problem), we identify

the output indices with the classes ‘1’, ‘2’,  $\dots$ , ‘9’, ‘0’. For example, the network output

$$f(x^0; \theta) = \begin{bmatrix} 0.01 \\ 0.95 \\ \dots \\ 0.02 \end{bmatrix}$$

is interpreted as ‘2’, because the second component has maximal value (softmax layers are disallowed in linear SMT theories). A class equality constraint like  $y = \text{‘7’}$  is in reality a requirement on the seventh component of  $y$  to be maximal,

$$(y_7 > y_1) \wedge \dots \wedge (y_7 > y_6) \wedge (y_7 > y_8) \wedge \dots \wedge (y_7 > y_{10}). \quad (12)$$

A class membership constraint is thus a conjunction of affine constraints.

**Forcing correctness** The same adversarial input generation technique can be used if the correctness senses of  $y^0$  and  $y^1$  are switched: when the network *incorrectly* classifies  $x^0$  as  $y^0$ , then solving the optimization problem (11) is akin to finding a minimum-size perturbation on the input that will *force* the output to the desired correct value  $y^1$ . In this case, the network outputs a correct value with a small input perturbation, even if it originally failed to do so.

### 3.2 Adversarial Network Modification

The idea of forcing output values introduced in the previous section can similarly be used to *patch* the network parameters to achieve desired performance on specified input-output pairs. The key difference lies in patching the biases only, meanwhile keeping the weights fixed.

**Bias patching** Consider a supervised task with a training database of input-output pairs  $D = \{(x, y)\} \subset \mathbf{R}^n \times \mathbf{R}^m$ . We would like to keep the neural network output values the same on a finite set  $D^{\text{keep}} \subset \mathbf{R}^n \times \mathbf{R}^m$ , and force a change on a finite set  $D^{\text{change}} \subset \mathbf{R}^n \times \mathbf{R}^m$  of values. It is not necessary that  $D^{\text{keep}}$  or  $D^{\text{change}}$  be subsets of  $D$ , but we require that  $D^{\text{keep}} \cap D^{\text{change}} = \emptyset$ . The procedure for patching the network biases consists of two conceptual steps:

1. [Train] Classically train (*e.g.*, using stochastic gradient descent) a ReLU network  $f(x; \theta)$  on the database  $D$ , obtaining the parameter vector  $\theta = (\theta_{\text{weight}}, \theta_{\text{bias}})$  as a starting point.
2. [Patch] Keeping the weight component  $\theta_{\text{weight}}$  fixed, modify the network from Step 1 by solving the optimization problem

$$\begin{aligned} & \text{minimize} \quad \|\Delta\theta\| \\ & \text{subject to} \quad y = f(x; \theta + \Delta\theta), \quad \text{for all } (x, y) \in D^{\text{keep}}, \end{aligned} \quad (13)$$

$$y' = f(x'; \theta + \Delta\theta), \quad \text{for all } (x', y') \in D^{\text{change}}, \quad (14)$$

$$\Delta\theta_{\text{weight}} = 0. \quad (15)$$

over the variables  $\Delta\theta = (\Delta\theta_{\text{weight}}, \Delta\theta_{\text{bias}})$ .

Classical neural network training will not (typically) result in a parameter vector  $\theta$  that correctly assigns all points in  $D$ . However, the SMT patching procedure will force the values in  $D^{\text{keep}}$  and  $D^{\text{change}}$ , or otherwise return a proof that a network modification of the prescribed type is impossible.

**Linear arithmetic** The biases can be patched because they enter affinely into the neural network constraints (5) (whereas the weights enter multiplicatively). As a result, bias perturbation variables can be added at each  $\alpha_k$  network layer while still using a decision procedure based on linear arithmetic, *cf.* (6),

$$v = \alpha_k(u) \iff v = W^{(k)}u + b^{(k)} + \Delta\theta_{\text{bias}}^{(k)}. \tag{16}$$

Staying within a linear decision theory helps performance, although we expect weight modification with nonlinear theories (and multiplicative terms) to be practical in small networks [7].

A key scaling challenge lies in keeping the fewest number of constraints in (13) and (14), since there are as many instances of the fully encoded neural network in the optimization problem as there are examples in  $D^{\text{keep}} \cup D^{\text{change}}$ . To help this potential difficulty, it is desirable to keep  $|D^{\text{keep}}|$  and  $|D^{\text{change}}|$  small.

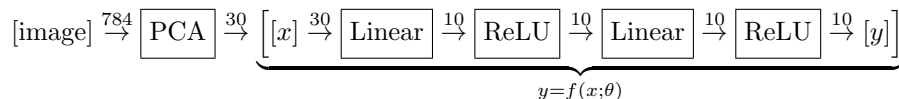
## 4 Experiments

Following the outlined approach (§3), we encoded small- and medium-sized neural networks to test the generation of adversarial inputs in realistic cases. Additionally, we modified the medium-sized network to give prescribed outputs for prescribed inputs. We performed experiments using the MNIST database of handwritten digits [15].

Because the computational complexity of the SMT decision procedure is heavily dependent on the total number of units in the network under consideration, the 28-by-28 pixel grayscale images of handwritten digits were flattened to vectors of length 784, and dimensionally reduced with Principal Component Analysis (PCA) by selecting the top-30 or top-100 components, depending on the experiment. To improve runtime of the solver, network weights and biases were rounded using the `round_model()` function (§2.2).

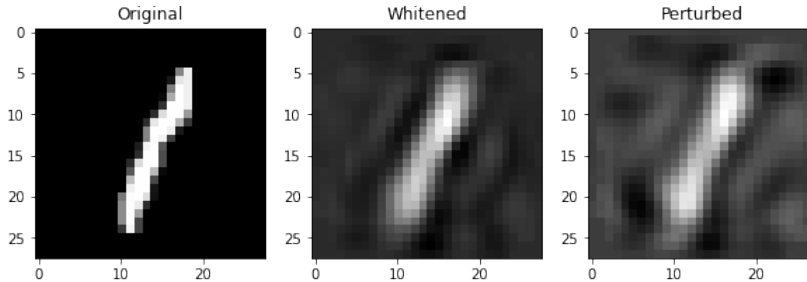
### 4.1 Adversarial Input Generation

The “small” MNIST classifier architecture is shown below.



For the first experiment, the top-30 principal component network was probed to see if there exist adversarial inputs to make the network misclassify specific images. The image representations with reduced dimensionality are treated as

inputs to  $f$ , a four-layer PYTORCH `Sequential` model composed of alternating `Linear` and `ReLU` modules trained with stochastic gradient descent. The components of the output vector are used to decide the digit class according to (12). This small network achieves 72.0% accuracy on the validation data.

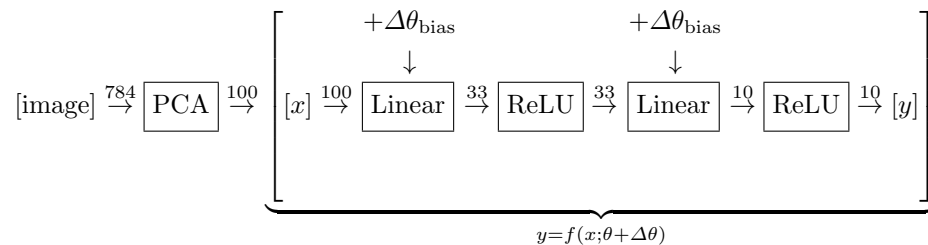


**Fig. 1.** The network correctly classifies the original MNIST image (left) as ‘1’ by observing the top-30 PCA components (middle). The input-perturbed image is misclassified as ‘7’ (right).

We use LANTERN to encode the small network as Z3 constraints. Then we find a reduced-dimensionality representation of an image of a ‘1’ that the network can correctly classify, and force that image to misclassify as ‘7’. Figure 1 shows the original image, the image after PCA compression, and finally the misclassified version with an adversarial perturbation having magnitude  $\|\Delta x\|_\infty = 0.4$ .

## 4.2 Adversarial Network Modification

In this experiment, our goal was to modify the network biases such that several ‘1’ instances would be misclassified as ‘7’, while the other classes continued to be accurately classified. To test scalability and network quantization, we used a slightly larger, top-100 component PCA compressed data set with a similar neural network architecture:



Prior to any bias modifications, this medium-sized network had a 93.0% overall classification accuracy. Table 1 breaks down the accuracy by each digit.

We encoded the linear layers with constraints of the form

$$y^{(k)} = W^{(k)}x^{(k)} + b^{(k)} + \Delta\theta_{\text{bias}}^{(k)} \quad (17)$$



where  $W^{(k)}$  and  $b^{(k)}$  are the (fixed) network weights and biases for the layer,  $x^{(k)}$  and  $y^{(k)}$  are the (variable) inputs and outputs of each layer, and  $\Delta\theta_{\text{bias}}^{(k)}$  are (variable) bias perturbations.

To construct  $D^{\text{keep}}$  and  $D^{\text{change}}$ , we chose one set of digits ‘0’ through ‘9’, which the original network classified correctly, and added them to  $D^{\text{keep}}$ . This resulted in  $|D^{\text{keep}}| = 10$  constraints of type (13). We also found a specific ‘1’ image and set its classification target to ‘7’. This resulted in  $|D^{\text{change}}| = 1$  constraint of type (14). Additionally, we added constraints  $\|\Delta\theta_{\text{bias}}\|_{\infty} \leq 0.25$  to bound maximum parameter perturbations.

**Guarantees with inherited performance** The results of our experiment are summarized in Table 1, which shows the digit classification performance of the modified network. The accuracy shown for the modified network (second column) is an average of two different  $D^{\text{keep}}$  and  $D^{\text{change}}$  sets. These results indicate a considerable decrease in accuracy when classifying ‘1’s, due to the forced prescription in  $D^{\text{change}}$ , along with moderately smaller accuracy differences in the other classes. Note that for the modified network, the eleven examples in  $D^{\text{keep}}$  and  $D^{\text{change}}$  are guaranteed to be at their prescribed, forced values.

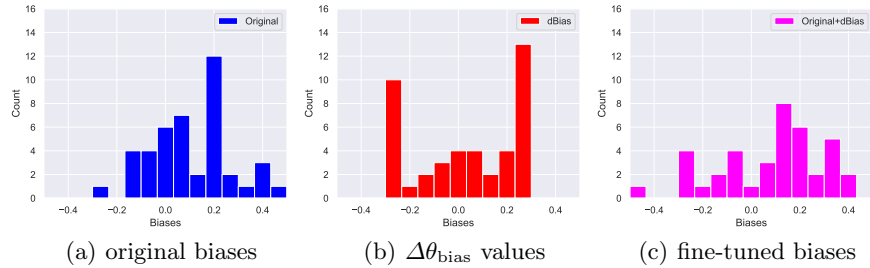
**Table 1.** Classification accuracy of each digit with the original network weights and biases, modified biases, and modified biases using a quantized model.

Digit	Accuracy (%)		
	Original	Modified	Quantized
‘1’	97.6	73.9	68.9
‘2’	92.4	89.6	91.1
‘3’	91.1	89.3	78.4
‘4’	94.0	84.2	86.1
‘5’	86.8	77.6	91.4
‘6’	95.1	90.5	93.3
‘7’	91.6	95.0	93.4
‘8’	91.1	85.9	74.8
‘9’	91.8	92.5	89.2
‘0’	97.9	96.7	98.6
Overall	93.0	87.4	89.2

It takes four hours for Z3 to find a satisfying assignment to  $\Delta\theta_{\text{bias}}$  in the top-100 network using linear rational arithmetic.<sup>3</sup> After quantizing the network parameters to 10 bits with `round_model()`, run times went down to 30 minutes per floating point arithmetic decision call ( $8\times$  speedup). Performance of the quantized model is shown in the last column of Table 1. The per-class accuracy for the quantized model is an average of three different  $D^{\text{keep}}$  and  $D^{\text{change}}$  sets.

<sup>3</sup> Tested on an Intel(R) Core(TM) i9-8950HK CPU @ 2.90GHz on a 64-bit Windows operating system with 32.0 GB installed RAM.

A visualization of how much the network biases changed is shown in Figure 2. Because the size distributions of the original and perturbed biases are so simi-



**Fig. 2.** Histograms of (a) original network biases, (b) solutions for the bias perturbations for adversarial network modification, and (c) final modified biases.

lar, Figure 2 suggests that detection of this type of network tampering may be difficult. Thus, an across-the-board small change in network biases guaranteed the eleven specific examples to be classified in a user-prescribed way.

## 5 Conclusion and Future Work

In this work, we have shown how to use SMT to implant behaviors in neural networks that use piecewise affine activations. In doing so, we also detailed a method for automatically encoding PyTorch networks into Z3 constraints. We computed bias perturbations for a relatively small neural network that performs classification on the MNIST data set. We plan to extend this approach to larger neural networks, such as deep convolutional networks for image recognition and deep reinforcement learning networks. In many deep networks, for a particular input, only a small fractions of neurons end up contributing to the output [8,19]. Thus we can (i) select a subset of neurons to modify in a large network, and (ii) improve the efficiency of the decision procedure, by abstracting the majority of the network and locally optimizing the biases of selected neurons.

We plan to test a solver algorithm better optimized to the specific constraint solution problem, thereby increasing the scale of networks that can be modified and whose performance can be guaranteed. Because there are a wealth of networks of modest size, especially those that perform simple autonomous control, we see value to this approach despite SMT’s unfavorable computational scaling. Further research on this technique will aid both in understanding the pitfalls of downloading and using freely shared pretrained neural networks, as well as the potential for verifying the provable reliability of neural networks in the loop.

**Acknowledgments** The authors would like to thank Dr. Kiran Karra and Mr. Chace Ashcraft for discussions on this topic and constructive comments on the approach.

## References

1. Bohrer, B., Tan, Y.K., Mitsch, S., Sogokon, A., Platzer, A.: A formal safety net for waypoint-following in ground robots. *IEEE Robotics and Automation Letters* 4(3), 2910–2917 (2019)
2. Bunel, R., Turkaslan, I., Torr, P.H.S., Kohli, P., Kumar, M.P.: A unified view of piecewise linear neural network verification (2017), arXiv:1711.00455 [cs.AI]
3. Carlini, N., Katz, G., Barrett, C., Dill, D.L.: Provably minimally-distorted adversarial examples (2017), arXiv:1709.10207 [cs.LG]
4. Cheng, C.H., Nührenberg, G., Ruess, H.: Maximum resilience of artificial neural networks. In: D’Souza, D., Kumar, K.N. (eds.) *Automated Technology for Verification and Analysis*. pp. 251–268. Springer (2017)
5. Dutta, S., Chen, X., Jha, S., Sankaranarayanan, S., Tiwari, A.: Sherlock - a tool for verification of neural network feedback systems. In: *ACM International Conference on Hybrid Systems Computation and Control (HSCC)*. ACM Press (2019)
6. Ehlers, R.: Formal verification of piece-wise linear feed-forward neural networks. In: *Automated Technology for Verification and Analysis*, pp. 269–286. Springer (2017)
7. Gao, S., Avigad, J., Clarke, E.M.:  $\delta$ -Complete decision procedures for satisfiability over the reals. In: Gramlich, B., Miller, D., Sattler, U. (eds.) *Automated Reasoning*. pp. 286–300. Springer (2012)
8. Glorot, X., Bordes, A., Bengio, Y.: Deep sparse rectifier neural networks. In: *Proceedings of the fourteenth international conference on artificial intelligence and statistics*. pp. 315–323 (2011)
9. Goodfellow, I.J., Shlens, J., Szegedy, C.: Explaining and harnessing adversarial examples. In: Bengio, Y., LeCun, Y. (eds.) *International Conference on Learning Representations (ICLR)* (2015)
10. Gu, T., Dolan-Gavitt, B., Garg, S.: BadNets: Identifying vulnerabilities in the machine learning model supply chain (2017), arXiv:1708.06733 [cs.CR]
11. Huang, X., Kwiatkowska, M., Wang, S., Wu, M.: Safety verification of deep neural networks. In: *Computer Aided Verification*, pp. 3–29. Springer (2017)
12. Katz, G., Barrett, C., Dill, D.L., Julian, K., Kochenderfer, M.J.: Reluplex: An efficient SMT solver for verifying deep neural networks. In: Majumdar, R., Kunčák, V. (eds.) *Computer Aided Verification*. pp. 97–117. Springer (2017)
13. Knuth, D.E.: *The Art of Computer Programming, Volume 4, Fascicle 6: Satisfiability*. Addison–Wesley (2015)
14. Kroening, D., Strichman, O.: *Decision Procedures: An Algorithmic Point of View*. Springer, 2 edn. (2016)
15. LeCun, Y., Cortes, C., Burges, C.J.: MNIST handwritten digit database. <http://yann.lecun.com/exdb/mnist/> (2010), [Online; accessed 20-April-2020]
16. de Moura, L., Bjørner, N.: Z3: An efficient SMT solver. In: *Tools and Algorithms for the Construction and Analysis of Systems*, pp. 337–340. Springer (2008)
17. Papusha, I., Topcu, U., Carr, S., Lauffer, N.: Affine multiplexing networks: System analysis, learning, and computation (Apr 2018), arXiv:1805.00164 [math.OC]
18. Paszke, A., Gross, S., Massa, F., Lerer, A., Bradbury, J., Chanan, G., Killeen, T., Lin, Z., Gimelshein, N., Antiga, L., Desmaison, A., Kopf, A., Yang, E., DeVito, Z., Raison, M., Tejani, A., Chilamkurthy, S., Steiner, B., Fang, L., Bai, J., Chintala, S.: PyTorch: An imperative style, high-performance deep learning library. In: Wallach, H., Larochelle, H., Beygelzimer, A., d’Alché Buc, F., Fox, E., Garnett, R. (eds.) *Advances in Neural Information Processing Systems 32*, pp. 8024–8035. Curran Associates, Inc. (2019)

19. Tjeng, V., Xiao, K.Y., Tedrake, R.: Evaluating robustness of neural networks with mixed integer programming. In: International Conference on Learning Representations (ICLR) (2019)
20. Yuan, X., He, P., Zhu, Q., Li, X.: Adversarial examples: Attacks and defenses for deep learning. *IEEE Transactions on Neural Networks and Learning Systems* **30**(9), 2805–2824 (2019)