

Relative Acceleration Noise Mitigation for Entangling Masses via Quantum Gravity

Marko Toroš,¹ Thomas W. van de Kamp,² Ryan J. Marshman,¹
M. S. Kim,³ Anupam Mazumdar,^{2,4} and Sougato Bose¹

¹*University College London, Gower Street, WC1E 6BT London, United Kingdom.*

²*University of Groningen PO Box 72, 9700 Groningen, The Netherlands.*

³*QOLS, Blackett Laboratory, Imperial College London, SW7 2AZ London, United Kingdom.*

⁴*Van Swinderen Institute, University of Groningen, 9747 AG Groningen, The Netherlands.*

Relative accelerations between a mass undergoing matter-wave interference and the associated apparatus, when not tracked, can appear as dephasing. It can be an important limiting factor in interferometry with large masses. Here we advocate taking conceptually the simplest solution: putting both the interfering mass and its associated apparatus in a freely falling capsule, so that the strongest inertial noise components vanish due to the equivalence principle. In this setting, we investigate two of the most important remaining noise sources: (a) the non-inertial jitter of the experimental setup which arises through gas collisions and photon scattering on the experimental apparatus as well as the walls of the enclosing capsule, and (b) the gravity-gradient noise, namely the fluctuating curvature change in a finite sized capsule arising from any untracked motion of external masses. We show that the former can be reduced below desired values by appropriate pressures and temperatures, while the latter can be fully mitigated in a controlled environment. We finally apply the analysis to a recent proposal for testing the quantum nature of gravity [S. Bose et. al. Phys. Rev. Lett 119, 240401 (2017)] through the entanglement of two masses undergoing interferometry. We show that the relevant entanglement witnessing is feasible in a freely falling capsule with achievable levels of relative acceleration noise.

INTRODUCTION

The two pillars of modern physics, Quantum mechanics and General relativity, are expected to be eventually combined into the elusive theory of Quantum Gravity (QG) [1–3]. However, whilst separately the two theories are well tested, the former in the regime of large masses and distances and the latter in the microscopic regime, no experiments has been able to probe them simultaneously [4]. To facilitate this formidable task one promising approach is the development of low energy (infrared) QG phenomenology which could eventually, upon experimental realization, lead to critical experimental hints. Of course, gravity has been extensively probed in the domain of quantum field theory in “classical” curved spacetime [5, 6]. There the *source* of the gravitational field is classical and the *probe* is quantum mechanical. The most notable result is given by the Colella-Overhauser-Werner experiment [7], which has over the years lead to several important matter-wave interferometers [8–10] as well as to more recent developments in photon interferometry [11–13].

To reveal quantum features of the gravitational field one promising approach is to prepare a nonclassical state of massive system, resulting in a *quantum source* of the gravitational field. Specific proposals have been devised to witness the entanglement between two masses mediated through a gravitational field [14, 15]. As a *classical mediator cannot entangle* two masses [16], gravity, the mediator of the above entanglement, must be quantum [14, 17]. If one uses a standard relativistic quantum field theory (QFT) description of low energy quantum gravity, the two non-relativistic nonclassical state of masses can interact gravitationally and entangle via an exchange of

a virtual/off-shell graviton. In this sense the above experiment can be regarded as evidencing virtual gravitons [17]. This seems to be currently the only conclusive way to witness the fundamentally quantum nature of gravity in the laboratory¹. Each mass is placed in a superposition of two positions, which can be rephrased in a suggestive way by employing a general relativistic viewpoint – it is a superposition of spacetime geometries [19]. However, there seems to be no simpler way to evidence the “coherence” of such a superposition, as opposed to a classical mixture of two geometries, than to entangle the masses and look for the correlations witnessing this entanglement. Note that if we allow “action at a distance” e.g when two qubits directly interact – there is no mediator whose quantumness can be proven; furthermore, it would also violate special relativity.

Let us also make it clear forthwith that what we mean here by quantum gravity: it is the fact that gravity obeys fundamental quantum principles such as the superposition principle. Our experimental protocol can in principle test quantum corrections to the Newtonian interaction as well [17] by exploring ghost-free modification of the graviton propagator [20–22].

In this work we expand the experimental analysis of the interferometric setup from [14] and its modified ver-

¹ It is seldom believed that if we could ever detect primordial gravitational wave signature in cosmic microwave background photon radiation that would be the signature of quantum gravity. However, such a claim is not sacrosanct, the quantum nature of gravity arises here in preparing an initial state for the graviton propagation during a period of cosmic inflation. Note that such a quantum initial condition can also be mimicked classically on the mode functions [18].

sion [23] with slightly easier to achieve experimental parameters. Two masses $\sim 10^{-15} - 10^{-14}$ kg, each put into a spatial superposition, are placed at sufficient distance [14] and/or sufficiently screened [23] such that they interact solely through Newtonian interaction. Importantly, if *any* entanglement between the masses is detected, one is forced to conclude that the gravitational field is quantum mechanical. An important question is the level of ambient noise under which this entanglement can be detected. This has been estimated under generic amounts of decoherence [24, 25] and mitigating pressures and temperatures have been estimated for atom-scattering and black-body sources [14, 23]. However, untracked relative accelerations between an interfering mass and the experimental apparatus (the control fields/beam splitters that create the superposition as well as the measuring devices) is a serious source of noise in any matter wave interferometry. That this becomes more acute for large mass interferometry in the form of unknown tilts has been pointed out along with some potential solutions, based on precision measurements [26] and motional dynamical decoupling [27] respectively. However, how these would scale up, or be adapted to the demanding regimes of quantum gravity induced entanglement of masses (QGEM) [14, 23] is still unclear. The acuteness of this problem has been quantitatively explored recently in context of QGEM setup [28].

Here we propose conceptually the simplest solution: to put the whole two mass experiment in a freely falling capsule. Thus a most dominant source of noise, namely distant moving masses [28], are immediately eliminated to the largest order: to the first order approximation (capsule size much smaller than the distance of the gravitational noise sources from the experiment), every content of the capsule accelerates exactly the same way and the equivalence principle essentially eliminates all relative acceleration. We are then left with non-inertial effects, as well as higher order gravitational ones, that can affect the detectability of the entanglement witness. These are then the principal subjects of investigation in this paper. In particular, we write a simple model for the environment-induced non-inertial jitter of the experimental container and calculate the resulting effect on visibility: this jitter is generated by gas collisions and photon scattering with experimental apparatus and the container to which it is attached. From a general relativistic perspective, gas collisions and photon scattering with the experimental-box induce tiny fluctuations of the latter about a purely geodesic trajectory, resulting in non-inertial noise. Furthermore, we show that the gravity gradient noise (GGN), namely the noise in the curvature induced by distant fluctuating masses over the finite size of the capsule, which indeed can induce a relative acceleration between the superposed components of the interfering masses, as well as between them and the control/measurement apparatus, can also be mitigated.

This paper is organized in the following way. We first recall the notions of inertial and non-inertial ref-

erence frames as well as discuss higher order gravitational effects. We discuss how to derive the Lagrangian appropriate for interferometric protocols starting from Fermi-Normal coordinates (Sec. I). We then discuss phase accumulation in single particle interferometry experiments [29], in particular, focusing on non-inertial jitter and the resulting loss of visibility. We then discuss the gravity gradient noise (GGN) due to finite size effect of the capsule and outline its mitigation (Sec. II). We finally apply the results to the experimental setup to detect the quantum nature of gravity [14] where we consider an improved scheme to reduce the Casimir-Polder interaction [23]. Here we give quantitative estimates for the entanglement witness under feasible mitigations of the above noise sources using a recently proposed improved entanglement witness [25] (Sec. III).

I. REFERENCE FRAMES

A convenient coordinate system to describe matter-wave experiments is the one where the experimental equipment remains stationary (see Fig. 1). Assuming that the experimental apparatus is attached to a container – forming an experimental box – one can consider the motion of its center-of-mass and construct the associated time-like curve in spacetime. Here we are assuming that the mass of the system, m , is much smaller than the total mass of the experimental box, M , such that the effect of the former on the latter can be neglected. To describe such nearly-local interferometric experiments we first construct Fermi-Normal coordinates (FNC). In particular, the FNC metric is given by [30, 31]:

$$ds^2 = g_{tt}c^2 dt^2 + 2g_{tb}cdtdx^b + g_{bc}dx^b dx^c, \quad (1)$$

$$g_{tt} = -[(1 + a_b x^b)^2 + R_{0c0d}x^c x^d], \quad (2)$$

$$g_{tb} = -\frac{2}{3}R_{0cbd}x^c x^d, \quad (3)$$

$$g_{bc} = \delta_{bc} - \frac{1}{3}R_{bcde}x^d x^e, \quad (4)$$

where we have omitted cubic displacements $\mathcal{O}(x^3)$ from the reference time-like curve, and $\mathbf{a} = (a_1, a_2, a_3)$ is the acceleration of the observer. The curvature effects are encoded in the Riemann tensor R which can be estimated from the background stress-energy tensor. Here we are also implicitly assuming that the reference frame is not rotating as we have restricted the discussion only to linear accelerations. The FNC construction is typically applied to investigate classical Earth-Bound experiments as well experiments in free-fall [32].

For non-relativistic matter-wave experiments we can make further approximations. In particular, for slowly moving matter only the g_{tt} term will be important, i.e. when expanding the dynamics to order $\mathcal{O}(c^{-1})$. We thus approximate the metric in Eq. (1) to:

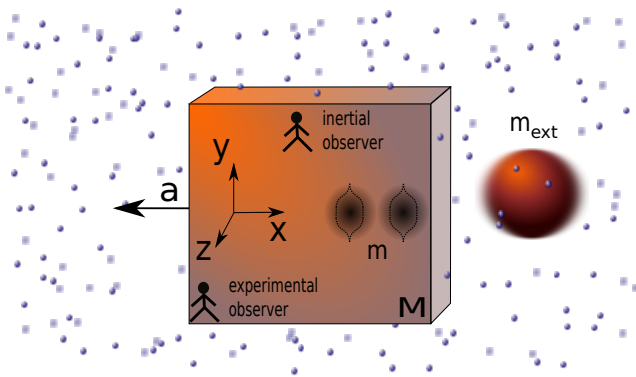


Figure 1. Conceptual scheme of the experiment as seen by a distant observer. Here we focus on the horizontal x -motion where the objects of mass m are placed in a spatial superposition. Both the system (here depicted as two adjacent interferometers) and the experimental apparatus (here illustrated as a box of mass M) follow approximately geodesic motion. The deviation from ideal geodesic motion is due to gas collisions and photon scattering (here we have illustrated only dust particles outside the experimental container). To describe the experiment we consider an ideal free-falling observer and an observer attached to the experimental container. For the ideal free falling observer also the experimental-box becomes a dynamical degree of freedom (to account for its motion about the geodesic), while the observer attached to the experimental container will describe it using an accelerated reference frame with a time-dependent acceleration a .

$$ds^2 = -((1+a_b x^b)^2 + R_{0c0d} x^c x^d)^2 c^2 dt^2 + \delta_{bc} dx^b dx^c. \quad (5)$$

In many cases the curvature effects are negligible, i.e. we can further neglect the Riemann tensor term $\sim R_{0c0d}$ in Eq. (5), resulting in the Rindler metric. However, for the moment we keep the term $R_{0c0d} x^c x^d$, which corresponds to Newtonian spacetime curvature, i.e. the gravity-gradient term, which can result in relative accelerations between the mass and the measuring apparatus if they are finitely spatially separated in the laboratory. We keep this in order to examine the influence of GGN, but as we will show, it can be mitigated for all reasonable unknown masses that cannot be tracked during the experiment.

In any case, we can readily write down the Lagrangian of a point particle:

$$L = -mc^2 \sqrt{-g_{\mu\nu} \frac{dx^\mu}{cdt} \frac{dx^\nu}{cdt}}, \quad (6)$$

where $x^\mu = (ct, \mathbf{x})$ are the FNC coordinates. Since we are primarily interested in the motion along the horizontal direction, i.e. the axis of the spatial superposition, we will in the following omit the coordinates x_2, x_3 and relabel $x_1 (a_1)$ as $x (a)$. Using the metric in Eq. (5) and the Lagrangian in Eq. (6) we then readily obtain

$$L = \frac{1}{2}mv^2 - max - \frac{1}{2}m\omega_{\text{gg}}^2 x^2, \quad (7)$$

where we have omitted the constant term mc^2 , and we have introduced $\omega_{\text{gg}}^2 = R_{0101}c^2$. The harmonic frequency ω_{gg} is associated with the Newtonian *gravity-gradient* potential due to finite size of the experiment: for an attractive one it is real-valued, but for a repulsive one it becomes imaginary. Physically this corresponds to tidal forces that are compressing or stretching a body, respectively.

We now concentrate on the setting of Fig.1. The whole experiment is enclosed in a free fall laboratory (which we also interchangeably call the capsule or box). The Lagrangian we have obtained in Eq. (7) describes the motion of the system from the viewpoint of the non-inertial laboratory observer. It is important to note that the acceleration a can only result from electromagnetic interactions but not through the gravitational one, e.g. dust particle or photons hitting the experimental-box. Importantly, a laboratory interacting only gravitationally with external masses would still result in free fall with vanishing acceleration, i.e. $a = 0$. Indeed, from the viewpoint of a distant inertial observer both the experimental-box as well as the system would be accelerating towards the external mass with the same acceleration, Gm_{ext}/R^2 , where m_{ext} is the mass of the external object, and R is the distance between the external object and the center of the experimental-box. On the other hand, gravity-gradient potentials here parameterized by ω_{gg} , cannot be eliminated by simple change of coordinates, as quantum-mechanical systems are always of finite extension due to their wave-nature.

In summary, one can repeat the FNC construction for different observers, following different time-like curves. In this section we have already discussed three different observers, each of which has a different coordinate system: an ideal free-falling observer following a geodesic, the approximately free-falling observer following the time-like curve of the experimental box, and the distant inertial observer fixed with respect to the stars. While the above construction was based on the general relativistic formalism, the same non-relativistic results can be obtained directly using extended Galilean transformations. Importantly, non-inertial effects can be seen as relative motion between the experimental box and the system, the former following a non-geodesic time-like curve while the latter on a geodesic. On top of this, each collision of a gas particle or a photon with the system will induce non-geodesic motion of the latter: this gives rise to the decoherence already considered in [14, 23]. On the other hand, gas and photon collisions with the experimental box provides a second mechanism for the loss of visibility: we will refer to it as *non-inertial jitter*. However, there is an important difference between the two: unlike decoherence, the loss of visibility stemming from non-inertial jitter can, at least in principle, be completely

canceled by a control experiment. Indeed non-inertial jitter, as well as any other classical deterministic noise, can be measured using a second system, and addressed either by actively recalibrating the experimental apparatus in real-time or passively in post-analysis. As we will see in the next section non-inertial jitter is a technical challenge, but does not present a fundamental limitation for interferometry with large masses.

II. NON-INERTIAL JITTER AND GRAVITY-GRADIENT NOISE

In this section we first consider a single interferometer for a mass m with two internal states \mathbf{s}_j where we create and control the superposition size by using state dependent forces [14]. In particular, we create a spatial superposition using the state dependent force, maintain it in a fixed size Δx for a fixed interval by removing the force, and then recombine it by applying a state dependent force again, as shown in Fig.2; at the end we measure the resulting accumulated phase difference. We describe the two paths of the superposition using the semiclassical approach [33]. We consider the Lagrangian is given in Eq. (7) and add the interaction with the force. Specifically, for the two paths we have the following Lagrangian:

$$L_j = \frac{1}{2}mv_j^2 - ma(t)x_j - m\lambda_j(t)x_j - \frac{1}{2}m\omega_{\text{gg}}^2(t)x_j^2, \quad (8)$$

where $j = L, R$ denotes the left or right path, x_j the particle position, $\lambda_j(t) = \frac{f_m}{m}\mathbf{s}_j$ is a state dependent acceleration generated from a force of amplitude f_m (the internal state labels can acquire values $\mathbf{s}_j = \pm 1$ during the creation of the superposition and its recombination, while during the period the superposition is held constant, it is set to $\mathbf{s}_j = 0$ (see Fig. 2)) and $a(t)$ is the time-dependent acceleration as described by the non-inertial observer attached to the experimental box (here we are using the term non-inertial as the box is subject to noninertial jitter and gravity gradient noise). In Ref.[14], a specific realization of the state dependent force was suggested, where \mathbf{s}_j corresponded to NV centre spin states in a diamond nano-crystal, and the state dependent force was generated by a magnetic field gradient $\frac{\partial B}{\partial x}$ through

$$f_m = g_{NV}\mu_B \frac{\partial B}{\partial x}, \quad (9)$$

where g_{NV} is the electronic g -factor, μ_B is the Bohr magneton, B is the component of the magnetic field along x . However, here we are going to refrain from the details of the properties of the crystal and the source of the magnetic field gradient [34]. Instead, we are going to focus on those relative acceleration noise sources which would be present in any realization of matter wave interferometry through generic internal state dependent forces as

modeled in Eq.(8). However, for simplicity we are going to refer to the internal states as spins.

The *trajectories* for the *two states* associated to the different initial position and spin are determined by the simple equation

$$\ddot{x}_j(t) = \lambda_j(t). \quad (10)$$

Here we have omitted the contribution from gravity gradients of unknown external masses, i.e. $\omega_{\text{gg}}^2 = 0$, as we are primarily interested in the trajectories. The effect of gravity-gradient terms from known sources on the trajectory can be readily taken into account in the analysis. Similarly, unknown sources of $a(t)$ in a controlled environment will be small and can be neglected, while known sources, such as due to the motion of the experimental apparatus, can be fully taken into the analysis. However, the same argument we have applied for trajectories does not apply to the *accumulated phase difference* where already tiny non-inertial and gravity-gradient contributions could rotate it by a substantial fraction of 2π . This will be discussed in detail below. The trajectories are thus determined by

$$x_j = \int_0^t \left[\int_0^{u'} \lambda_j(u) du \right] du', \quad (11)$$

where we have assumed $x_j(0) = 0$ and $\dot{x}_j(0) = 0$.

For a single particle we can generate two distinct paths, i.e. $j = L$ and $j = R$ (left and right paths, respectively), by considering opposite spins, i.e. $\mathbf{s}_L = -\mathbf{s}_R$, such that the magnetic forces are opposite: $\lambda_L = -\lambda_R$. The condition to close the loop at time $t = t_f$ is given by requiring:

$$x_L(t_f) = x_R(t_f). \quad (12)$$

As the state dependent force depends linearly on the spin of the particle, i.e. $\propto \mathbf{s}_j$, this give a condition on the time-dependence of the spin values

$$\int_0^t \left[\int_0^{u'} \mathbf{s}_j(u) du \right] du' = 0, \quad (13)$$

i.e. the condition to *close* the interferometric loop. For example, Eq. (13) can be fulfilled by controlling the spins as follows:

$$\mathbf{s}_L(t) = \begin{cases} -1, & 0 < t < t_a, \\ +1, & t_a < t < 2t_a, \\ 0, & 2t_a < t < 2t_a + t_e, \\ +1, & 2t_a + t_e < t < 3t_a + t_e, \\ -1, & 3t_a + t_e < t < 4t_a + t_e, \end{cases}, \quad (14)$$

with the opposite values for $\mathbf{s}_R(t)$. The total experimental time is given by $t_f = 4t_a + t_e$, where we will refer to

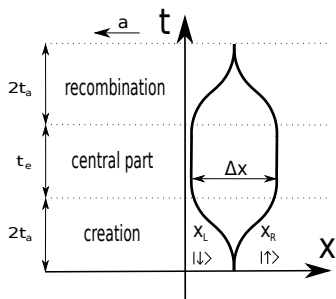


Figure 2. Paths for a single particle interferometry. The paths are predominantly determined by the magnetic-field gradient forces, while the phases can have also contributions from non-inertial and gravity-gradient terms.

t_a (t_e) as the acceleration (free-fall) time interval. Even if this condition is not exactly met experimentally, as long as the final states are approximately equal, i.e. with nearly overlapping wavepackets, one will not have substantial loss of visibility: if the spread of the wavepackets is σ , one requires $|x_L(t_f) - x_R(t_f)| \ll \sigma$. Note that a random acceleration $a(t)$ does not affect at all the condition $x_L(t_f) = x_R(t_f)$: both paths are subject to exactly the same random acceleration $a(t)$ and the loop thus remains perfectly closed. Only the random fluctuating gravity-gradient term can affect the closed loop condition when sufficient asymmetry is present in the problem. Indeed, this is Stern-Gerlach interferometry, which has recently been implemented with atoms [35–37] and suggested for large masses [38, 39]. We should note, however, this criterion can be difficult to meet, and it is eased by cooling the masses to the ground state initially in a trap, which has already been achieved [40].

A. Non-inertial noise

We now want to calculate the accumulated phase difference arising from the non-inertial jitter of the experimental box and estimate its effect on the interferometric visibility². We start from the usual phase difference definition:

$$\Delta\phi = \phi_R - \phi_L, \quad (15)$$

where the accumulated phase over each path $j = L, R$ is given by

$$\phi_j = \frac{1}{\hbar} \int_0^{t_f} dt L_j(t). \quad (16)$$

² The gravity-gradient terms, which will be discussed in the next subsection, are here set to zero, i.e. $\omega_{\text{gg}} = 0$.

Exploiting the Lagrangian in Eq. (8) and the trajectories given by

$$x_j = \int_0^t \left[\int_0^{u'} (\lambda_j(u) + a(u)) du \right] du', \quad (17)$$

we eventually find a simple expression

$$\Delta\phi = \frac{2m}{\hbar} \int_0^{t_f} dt \lambda(t) X(t), \quad (18)$$

where we have defined

$$X(t) = \int_0^t \left[\int_0^{u'} a(u) du \right] du'. \quad (19)$$

We note that from the perspective of the inertial observer $X(t)$ corresponds to the displacement of the experimental box about the geodesic trajectory generated by gas collision or photon scattering.

We can thus readily model the motion of the center-of-mass of the experimental box as a classical degree of freedom: $X(P)$ will be a classical position (conjugate momentum) observable of the experimental-box. Specifically, we have the following stochastic differential equations [41]:

$$\dot{X} = \frac{P}{M}, \quad (20)$$

$$\dot{P} = -\Omega^2 X - \gamma P + \sqrt{2\gamma M k_B T} P_{\text{in}}, \quad (21)$$

where the gas-damping coefficient is given by [42]:

$$\gamma = \frac{pl^2}{M} \left(1 + \frac{\pi}{8}\right) \left(\frac{32m_g}{\pi k_b T}\right)^{1/2}, \quad (22)$$

p (T) is the gas pressure (temperature), m_g is the mass of a gas molecule, and l is the linear size of a cubic experimental box. Here we have also included for completeness the harmonic frequency, Ω , which has to be taken into account, for example, when the experimental setup is suspended. Here we however set it to zero, i.e. $\Omega = 0$ as is the case for a free falling setup, i.e. $\Omega = 0$. Even if Ω is nonzero, as long as $\Omega < \omega_{\text{min}} = 2\pi t_{\text{exp}}^{-1}$, where t_{exp} is the experimental time, we can safely neglect it. P_{in} is the classical input noise quantified by:

$$\mathbb{E}[P_{\text{in}}(t)] = 0 \quad \mathbb{E}[P_{\text{in}}(t)P_{\text{in}}(t')] = \delta(t - t'), \quad (23)$$

where $\mathbb{E}[\cdot]$ denotes the average over different noise realizations. To describe the non-inertial jitter of the experimental-box induced by photons one has to use a modified Eq. (22), which we leave for future work.

From Eqs. (20)-(21) we can readily find the power spectral density (PSD):

$$S_{XX}(\omega) = \frac{4k_B T}{M} \frac{\gamma}{(\Omega^2 - \omega^2)^2 + \omega^2 \gamma^2}. \quad (24)$$

We note that the noise decreases as $1/\omega^4$ thus strongly suppressing high frequency noise.

From Eqs. (18) and (24) we can now find the fluctuations of the accumulated phase:

$$\mathbb{E}[\Delta\phi^2] = \frac{4m^2}{\hbar^2} \int d\omega F_{\text{jitter}}(\omega) S_{XX}(\omega), \quad (25)$$

where we have defined

$$F_{\text{jitter}}(\omega) = \left[\int_0^{t_f} dt \int_0^{t_f} dt' \lambda_t \lambda_{t'} e^{i\omega(t-t')} \right]. \quad (26)$$

Using Eq.(14) the function F is given by

$$F_{\text{jitter}}(\omega) = \left(\frac{f_m}{m} \right)^2 \frac{8 \sin^2 \left(\frac{t_a \omega}{2} \right)}{\omega^2} (2 + \cos(\omega(t_a + t_e)) - \cos(\omega(3t_a + t_e))), \quad (27)$$

which we note is symmetric. From Eq. (25) we then readily find the phase fluctuations:

$$\Gamma_{\text{jitter}} \equiv \frac{8m^2}{\hbar^2} \int_{\omega_{\min}}^{\infty} d\omega F_{\text{jitter}}(\omega) S_{XX}(\omega). \quad (28)$$

At this point one could use the expression (27) to numerically evaluate the phase fluctuations Γ in Eq. (28).

It is nonetheless instructive to further explore the regime of low damping as the experiment is expected to be in a controlled environment. In particular, we consider the case when the damping γ is small on the time-scale of the experiment, i.e. $\omega > \omega_{\min} > \gamma$. We can thus simplify Eq. (24) as:

$$S_{XX}(\omega) \approx \frac{4k_B T}{M} \frac{\gamma}{\omega^4}. \quad (29)$$

In addition, we also approximate Eq. (27) by the limiting cases for large and small ω , effectively smoothing over the oscillating terms, obtaining:

$$F_{\text{jitter}}(\omega) \approx \left(\frac{f_m}{m} \right)^2 \left[4t_a^2 \theta(1 - t_a \omega) + \frac{8}{\omega^2} \theta(t_a \omega - 1) \right], \quad (30)$$

where θ is the Heaviside step function, i.e. $\theta(x) = 0$ for $x < 0$ and $\theta(x) = 1$ for $x > 0$. We can now use Eqs. (28)-(30), to obtain a simple formula for the phase fluctuations:

$$\Gamma_{\text{jitter}} \approx \frac{8\gamma k_B T f_m^2 t_a^3 t_{\text{exp}}^3}{3\hbar^2 \pi^3 M}. \quad (31)$$

Let us briefly discuss how to mitigate the phase fluctuations in Eq. (31). Using Eq. (22) we first note that Eq. (31) has the desired behavior with the pressure, p , and temperature, T , of the environment, and can thus be controlled using cryogenics and vacuum chambers. We can furthermore strongly mitigate the phase fluctuations by lowering the experimental time t_{exp} due to the favorable scaling $\sim t_{\text{exp}}^3$, for example, by running simultaneously a large number of equal experiments. In addition, we note that increasing the mass M of the experimental container also suppress the phase fluctuation, i.e. the jitter of a heavier experimental box will be smaller with respect to a lighter one. Specifically, from Eq. (22) we find that γ scales with the area l^2 , and is inversely proportional to the mass, i.e. $\sim l^2/M$ and thus the overall scaling is $\sim l^2/M^2 \sim 1/(\rho^2 l^4)$, where l (ρ) denote the linear size (average density) of the experimental box.

On the other hand, it is interesting to note that the phase fluctuations are completely independent of the particle mass m : this is not only a feature of the approximate Eq. (31), but can be already seen from the non-approximated Eqs. (27) and (28). The only dependence of the matterwave state is through the superposition size Δx , which can be seen from the dependency on the state dependent force $\sim f_m$ and the acceleration/deceleration time interval $\sim t_a$, i.e. larger values will make Δx larger. Of course if one wants to generate the same superposition size for a heavier particle as the one achieved by a lighter one, f_m would need to be increased by the ratio of their masses. However, for a fixed f_m the loss of visibility is completely independent of the mass of the matter-wave system m : this shows that nanoscale and microscale interferometry presents, as far as non-inertial jitter is concerned, the same level of experimental challenge as atomic interferometry.

B. Gravity Gradient Noise due to Finite Size Effects

Gravity gradient noise (GGN), as described by Eq. (5) will arise from stochastic variations in the curvature which remain as an external gravitational signal even in a nearly-local experiment due to its finite size. In place of the Lagrangian in Eq. (8) we now consider³:

$$L_j = \frac{1}{2} m v_j^2 - m \lambda_j(t) x_j - \frac{1}{2} m \omega_{\text{gg}}^2(t) x_j^2, \quad (32)$$

³ We omit the linear acceleration term $\sim a(t)$, which models the non-inertial jitter, and has been already discussed in Sec. IIA.

where we assume $\omega_{\text{gg}}^2(t)$ is a multiplicative noise. Here we are considering only the GGN from movements of untracked external masses, while any contributions known masses can be measured and taken into account in the analysis without any loss of visibility.

GGN on a free test masses has primarily been estimated in the gravitational wave detection literature [43–46], from which, instead of $\omega_{\text{gg}}^2(t)$, which is the key quantity relevant for us, it is the random accelerations a_{rand} of test masses, which is readily available. The calculations of a_{rand} are based on the cumulative Newtonian effect of environmental mass movement noises on a free test mass, but quite independent of the specifics of gravitational wave detectors, so that it is readily usable in our case. While this acceleration noise a_{rand} itself will be completely eliminated in our proposed free-fall laboratory, it can be used to estimate the noise in ω_{gg}^2 , following Ref. [47] to give

$$S_{\omega_{\text{gg}}^2 \omega_{\text{gg}}^2}(\omega) \equiv \frac{1}{\bar{r}^2} S_{a_{\text{rand}} a_{\text{rand}}}(\omega) = \frac{\bar{a}^2}{\bar{r}^2} \frac{1}{(\frac{\omega}{C})^\alpha}, \quad (33)$$

where we have introduced the strength of the local acceleration fluctuations, \bar{a} , a length-scale parameter \bar{r} characterizing the distance to the GGN sources, and a decay integer $\alpha > 1$ which depends on the type of source. $C = 2\pi \times 1\text{Hz}$ is a constant that fixes the correct dimensions. In a more refined analysis one would need to consider all external masses, and their associated stochastic motions, which would determine the value of $\frac{\bar{a}^2}{\bar{r}^2}$ as well as of α in Eq. (33) – for a fixed value \bar{a} one can interpret \bar{r} as a characteristic length-scale of all the GGN sources combined [43].

It is instructive to obtain an upper-bound on the noise spectrum $S_{\omega_{\text{gg}}^2 \omega_{\text{gg}}^2}(\omega)$ by considering the smallest possible distance from the experiment r_{min} which could contain the bulk of the GGN sources. The environment around the experiment, i.e. located at $r < r_{\text{min}}$, can be well controlled by the experimentalists (for example, it could correspond to the inside of the building in a drop-tower experiment), and as such will not contribute to GGN. On the hand, any external mass at distances larger than r_{min} will give a smaller contribution to the GGN as it would if its motion reached r_{min} . In other words, here we will assume that *all* of the GGN sources reach the outer perimeter of the controlled laboratory environment, i.e. we will set $\bar{r} = r_{\text{min}}$ in Eq. (33), which will give an *upper-bound* on the noise – in practice, the noise will be significantly smaller, with $\bar{r} \gg r_{\text{min}}$.

We can find the phase fluctuations induced by GGN following a similar analysis as in Sec. (IIA). In first instance we can now assume that the trajectory for $x_j(t)$ is given by Eq. (11), solely determined by the magnetic gradients. From Eqs. (15), (16) and (32) we then readily find the accumulated phase difference:

$$\Delta\phi = \frac{m}{2\hbar} \int_0^{t_f} dt \omega_{\text{gg}}^2(t) (x_R(t)^2 - x_L(t)^2). \quad (34)$$

Interestingly, for symmetric paths with respect to the origin of the coordinate system, i.e. $x_L(t) = -x_R(t)$, we do not have any accumulated phase difference, i.e. $\Delta\phi = 0$, even for a randomly fluctuating $\omega_{\text{gg}}^2(t)$ – this is a direct consequence of the harmonic form of the gravity gradient potential. On the other hand, if we consider asymmetric paths with respect to the origin of the coordinate system we will have a non-zero value $\Delta\phi$.

For example, when one considers the dynamics in Eq. (10) with the initial condition $\tilde{x}_j(0) = \frac{d}{2}$ and $\dot{\tilde{x}}_j(0) = 0$ one finds the trajectories given by:

$$\tilde{x}_j(t) = x_j(t) + \frac{d}{2}, \quad (35)$$

where $x_j(t)$ is the trajectory given Eq. (11), i.e. the trajectory with initial condition $x_j(0) = 0$ and $\dot{x}_j(0) = 0$. Using $\tilde{x}_j(t)$ in place of $x_j(t)$ in Eq. (34), as well as the property $x_L(t) = -x_R(t)$, we then immediately find:

$$\Delta\phi = \frac{md}{\hbar} \int_0^{t_f} dt \omega_{\text{gg}}^2(t) x_R(t). \quad (36)$$

The gravity-gradient fluctuations can be then obtained from $\mathbb{E}[\Delta\phi^2]$ following analogous steps as in Sec. IIA where we discussed non-inertial jitter. Specifically, we eventually find the following gravity-gradient fluctuations:

$$\Gamma_{\text{gg}} \equiv \frac{2m^2 d^2}{\hbar^2} \int_{\omega_{\text{min}}}^{\infty} S_{\omega_{\text{gg}}^2 \omega_{\text{gg}}^2}(\omega) F_{\text{gg}}(\omega), \quad (37)$$

where

$$F_{\text{gg}}(\omega) = \int_0^{t_f} dt \int_0^{t_f} dt' e^{i\omega(t-t')} x_R(t) x_R(t'), \quad (38)$$

and we have again introduced a low frequency cutoff $\omega_{\text{min}} = 2\pi t_{\text{exp}}^{-1}$, where t_{exp} is the experimental time.

Using the trajectories in Eq. (10) we can explicitly evaluate Eq. (38):

$$F_{\text{gg}}(\omega) = \frac{f_m^2}{m^2} \frac{e^{-i\omega(2t_a+t_e)}}{\omega^6} \left(t_a^2 \omega^2 + (-1 + e^{it_a\omega})^2 e^{it_e\omega} \right) \left(t_a^2 \omega^2 e^{i\omega(2t_a+t_e)} + (-1 + e^{it_a\omega})^2 \right), \quad (39)$$

which we can further approximate as

$$F_{\text{gg}}(\omega) = \frac{f_m^2}{m^2} \left[t_a^4 (t_a + t_e)^2 \theta(1 - t_a\omega) + \frac{t_a^4}{\omega^2} \theta(t_a\omega - 1) \right], \quad (40)$$

where we have smoothed over the fast oscillating terms.

Using Eqs. (33), (37), and (40), and keeping only the dominant term $\sim t_{\text{exp}}^{\alpha-1}$, we then obtain a simple formula for the gravity-gradient phase fluctuations

$$\Gamma_{\text{gg}} \approx \frac{\bar{a}^2 f_m^2 t_a^4}{\hbar^2} \left(\frac{d}{\bar{r}}\right)^2 \left[\frac{C^\alpha (t_a + t_e)^2 t_{\text{exp}}^{\alpha-1}}{(2\pi)^{\alpha-1} (\alpha-1)} \right]. \quad (41)$$

One first notices that the phase fluctuations in Eq. (41) scale very favorably with the acceleration time, t_a , as $\sim t_a^4$ (for the most interesting case $t_e \gg t_a$), much more favorably than with the amplitude of the magnetic force, f_m , which scales only as f_m^2 . However the latter parameters also determine the superposition size $\Delta x \propto f_m t_a^2$, and for a fixed superposition size there is no benefit of reducing t_a at the cost of increasing f_m . More important is the scaling of Γ_{gg} with the total experimental time, $t_{\text{exp}}^{\alpha-1}$, which can thus be increased with only a small added cost of phase fluctuations.

We also note that Γ_{gg} in Eq. (41) does not depend on the mass of the system, m , or any other property of the system. In other words, the phase fluctuations in Eq. (41) are exactly the same for microscale objects as for, say, atoms. Of course the superposition size, Δx , scales as $\sim f_m/m$ and thus the superposition size will be smaller for a heavier object than it would be achieved with a lighter one (compare with phase fluctuations due to non-inertial jitter in Eq. (31) which exhibit a similar behavior).

In this section we have considered the stochastic phase fluctuations $\Delta\phi$ in Eq. (36) which then lead to the average effect $\sim \mathbb{E}[\Delta\phi^2]$ in Eq. (41) – these arise from the trajectories in Eq. (11), solely determined by magnetic forces. In particular, one finds that $\Delta\phi \propto f_m \omega_{\text{gg}}^2(t)$, i.e. the GGN, $\omega_{\text{gg}}^2(t)$, is amplified by the coupling to the magnetic force, f_m . However, there are also tiny corrections to the trajectories due to non-inertial jitter and due to the gravity-gradient forces. In particular, in place of Eq. (10) one has a modified dynamics, i.e. $\ddot{x}_j(t) = \lambda_j(t) + a(t) + \omega_{\text{gg}}^2(t)x_j$, where the last two terms on the right hand-side are small. Considering the trajectories perturbed by the noises $a(t)$ and $\omega_{\text{gg}}^2(t)$ one finds additional contributions to the phase fluctuation $\Delta\phi$. For example, from Eqs. (15) and (16) one will find contributions proportional to $\sim a(t)\omega_{\text{gg}}(t)$. However, the overall phase fluctuation from such terms will be significantly smaller in comparison to the one in Eq. (36), the latter as discussed amplified by the strong magnetic force, while the former a product of two weak effects. We leave the full assessment of such subleading noises for future work.

We finally make a few remarks on the dependency of Γ_{gg} on the parameter d . When considering a single interferometer one can trivially achieve $d = 0$, and hence $\Gamma_{\text{gg}} = 0$, by placing the particle initially at the center-of-mass X of the experimental-box. Indeed, we recall that $d/2$ is by construction the initial displacement of the particle with respect to X . However, in the next section we will consider two particles in a double interferometric scheme where we will no longer have the possibility to eliminate the GGN phase fluctuations simultaneously on both particles (see Fig. 3). In particular, the two particles are placed initially at $\pm d/2$ and one can no longer

avoid the gravity gradient phase fluctuations in Eq. (41) by displacing the two particle about the center-of-mass of the experimental box. One could, for example, place one particle at the center-of-mass of the experimental box, but the other one would be then located, for example, at d , which would result in zero GGN phase fluctuations for the former, but non-zero, larger ones, for the latter. In addition, the value of d will be fixed by other experimental requirements and is not vanishingly small. In short, the GGN phase fluctuations in Eq. (41) can be fully eliminated for a path-symmetric single particle interferometer, but will have a nonvanishing effect in the double-interferometric scheme with two particles, which we will consider in the next section.

III. TESTING QUANTUM GRAVITY USING A SPIN ENTANGLEMENT WITNESS

It was shown recently that by imposing a modification to the QGEM-protocol one can employ a magnetic field gradient two orders of magnitudes lower than suggested in the original proposal, whilst retaining the same acceleration/free-fall time intervals [23]. As such the new experimental setup has a significant effect on noise reduction. In particular, as shown in Secs. II A and II B the non-inertial jitter and GGN are both proportional to the square of the magnetic field gradient, hence resulting in a noise reduction by two orders of magnitude.

We will first briefly go over the modified QGEM-protocol and discuss the effect of technical noises and decoherence effects (Sec. III A). We will then estimate the phase fluctuations induced by non-inertial jitter and GGN as well as the how they affect the detectability of entanglement (Sec. III B). In the latter sections we will be following the modified protocol as the requirements on the control parameters such as pressure and temperature will be less demanding, while the methodology of analysis will resemble the one from the original proposal [14]. We finally briefly comment on the generality of the noise analysis and argue that it can be readily adapted also to other matter-wave experiments (Sec. III B).

A. Modified QGEM

The modification of the QGEM-protocol recently proposed in [23] is illustrated in Fig. 3. Specifically, a perfectly conducting plate is inserted between the two masses – the plate is fully reflective to electromagnetic waves, which makes it act like a *Faraday cage*. The two particles can thus no longer interact electromagnetically, even at small relative distances, which significantly relaxes the constraints on their separation – we want the two particles to interact only through the weak gravitational interaction, which is stronger at smaller distances. However, the modification of the boundary conditions for the electromagnetic field produces an attractive Casimir

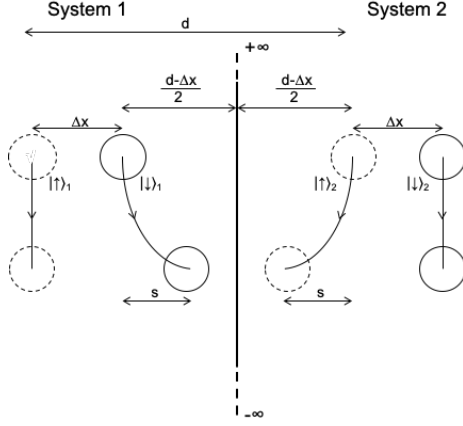


Figure 3. Modified QGEM protocol. A perfectly conducting plate is placed at the origin which cancels the Casimir-Polder interaction between the two masses, allowing for smaller initial separation, d . In particular, one can generate a higher entanglement phase for a given particle mass. However, we have to take into account the deviation of the particle trajectories due to the attractive force with the plate – we denote the displacement of the inner trajectories towards the plate by s (states associated with spins $|\downarrow\rangle_1$ and $|\uparrow\rangle_2$, where the subscript denotes the particle).

force between the plate and each of the two masses – each mass moves towards the plate during the free fall by a small displacement, s .

Let us consider in first instance only the unitary part of the dynamics during the free-fall time, t_e , while we neglect all other noises and decoherence channels. One finds that the state at the final time t_f would given by a simple expression

$$|\Psi(t_f)\rangle = \frac{1}{2} e^{i\phi} \left[|\uparrow\rangle|\uparrow\rangle + |\downarrow\rangle|\downarrow\rangle + e^{i\Delta\phi_{\uparrow\downarrow}} |\uparrow\rangle|\downarrow\rangle + e^{i\Delta\phi_{\downarrow\uparrow}} |\downarrow\rangle|\uparrow\rangle \right], \quad (42)$$

where $|\cdot\rangle|\cdot\rangle$ is the joint spin state for the two particles, and we have omitted the spatial parts to ease the notation. The accumulated phases are given by:

$$\phi = \frac{Gm^2}{\hbar} \int_0^{t_e} \frac{dt}{d - s(t)}, \quad (43)$$

$$\Delta\phi_{\uparrow\downarrow} = \frac{Gm^2}{\hbar(d + \Delta x)} t_e - \phi, \quad (44)$$

$$\Delta\phi_{\downarrow\uparrow} = \frac{Gm^2}{\hbar} \int_0^{t_e} \frac{dt}{d - \Delta x - 2s(t)} - \phi, \quad (45)$$

where G is the gravitational constant, and $s(t)$ can be determined by the Casimir force induced by the plate [48]. We remark that the Casimir interaction will not give rise to the leakage of “which-path” information into the plate, and, thus, will not be a source of an additional decoherence effect – its effect is fully contained in the displacement $s(t)$. There will of course also be an accumulated

phase difference due to the Casimir potential induced by the plate – as its value differs on the inner and outer paths of the individual interferometers. The latter values are however deterministic and can be fully taken into account, but here we choose to omit them for simplicity of presentation. In any case, the parameter which captures the degree of entanglement, namely the effective entanglement phase, is given by [14, 29]:

$$\Phi_{\text{eff}} = \Delta\phi_{\uparrow\downarrow} + \Delta\phi_{\downarrow\uparrow}, \quad (46)$$

as can be seen by looking at Eq. (42).

We still require that the two interferometric loops remain individually closed, as otherwise no coherence phenomena can be detected. In particular, for a single interferometer we require $|x_L(t_f) - x_R(t_f)| \ll \sigma$, where σ is spread of the wavepackets and $t_f = 2t_a + 2\tilde{t}_a + t_e$ is the total time of the interferometer. The acceleration time interval to prepare the superposition is $2t_a$, but now the time to recombine the superposition, $2\tilde{t}_a$, is longer due to the effect of the Casimir plate. Specifically, we have

$$\tilde{t}_a = \sqrt{t_a^2 + \frac{s_{\text{max}}}{a_m}}, \quad (47)$$

where s_{max} denotes the maximum deviation of the inner trajectories from free-fall due to the attractive force towards the plate, $a_m = \frac{f_m}{m}$, and f_m is given in Eq. (9) (see also Eqs. (13) and (14)). This latter condition poses a limit on the minimum separation between the particles and the plate, $d/2$, which limits the size of displacement induced on by Casimir plate on the inner paths.

Specifically, we consider two particles with mass $m \sim 10^{-15}$ kg placed at the distance $d \sim 47\mu\text{m}$, a magnetic field gradient of $\partial_x B = 10^4 \text{ Tm}^{-1}$, the acceleration time $t_a \sim 0.5\text{s}$, and the free-fall time $t_e \sim 1\text{s}$ – resulting in a superposition size $\Delta x \sim 23\mu\text{m}$ ($\mu_B \sim 9 \times 10^{-24} \text{ JT}^{-1}$ and $g_{NV} \sim 2$). By including the full interferometric loop in the analysis (including the creation and recombination parts) one finds $\Phi_{\text{eff}} \sim 0.015$ [23].

The full dynamics however contains also non-unitary contributions as well terms that model technical noises. To describe the final spin state of the two-particle system we construct a joint density matrix with basis elements $|\uparrow\rangle|\uparrow\rangle, |\uparrow\rangle|\downarrow\rangle, |\downarrow\rangle|\uparrow\rangle, |\downarrow\rangle|\downarrow\rangle$ which for brevity we will simply denote by 1, 2, 3, 4, respectively. A straightforward calculation eventually gives the density matrix ρ at time t_f , which is defined by the following matrix elements:

$$\rho_{11} = \rho_{22} = \rho_{33} = \rho_{44} = \frac{1}{4}, \quad (48)$$

$$\rho_{21} = \rho_{42}^* = \frac{1}{4} e^{-\Gamma_n/2 - \Gamma_d/2 + i\Delta\phi_{\uparrow\downarrow}}, \quad (49)$$

$$\rho_{31} = \rho_{43}^* = \frac{1}{4} e^{-\Gamma_n/2 - \Gamma_d/2 + i\Delta\phi_{\downarrow\uparrow}}, \quad (50)$$

$$\rho_{41} = \frac{1}{4} e^{-2\Gamma_n - \Gamma_d}, \quad (51)$$

$$\rho_{32} = \frac{1}{4} e^{-\Gamma_d/2 + i(\Delta\phi_{\downarrow\uparrow} - \Delta\phi_{\uparrow\downarrow})}. \quad (52)$$

The coherences are now damped – Γ_n (Γ_d) is the damping of coherences arising from technical noises (decoherence effects).

1. Technical noises

The damping from the technical noises is given by:

$$\Gamma_n = \Gamma_{\text{jitter}} + \Gamma_{\text{gg}}, \quad (53)$$

where Γ_{jitter} (Γ_{gg}) is given in Eq. (31) (Eq. (41)). It is important to note that this damping acts only individually on the left and right interferometer – in particular, the degree of entanglement between the two particles, as quantified by the effective entanglement phase Φ_{eff} in Eq. (46), remains completely unaltered by γ_n . Indeed, the gravitationally induced entanglement is due to the correlation of the states $|\uparrow\rangle|\downarrow\rangle$ and $|\downarrow\rangle|\uparrow\rangle$, which gets fully encoded in the matrix elements ρ_{32} and ρ_{23} . In other words, technical noises do not change the degree of entanglement, but can only affect the value of a particular *entanglement witness*. Thus by carefully measuring the noises, for example using a control experiment, one could at least in principle fully counteract their effects thus improving on the interferometric visibility – we leave the investigation of such an active scheme for future research.

Let us briefly describe how to derive the damping arising from technical noises in Eqs. (49)-(51) – as discussed in the previous paragraph these can be derived by considering each of the two interferometers individually. In a nutshell, a technical noise will generate a time-dependent, randomly fluctuating phase difference $\Delta\phi$ between the left and right arm of the interferometer (see Eq. (15)) – when considering a large number of runs of the experiment this will reduce the visibility of the coherences. In particular, in place of Eq. (42) we find:

$$|\Psi(t_f)\rangle = \frac{1}{2}e^{i\phi'} \left[e^{i\Delta\phi} |\uparrow\rangle|\uparrow\rangle + e^{i\Delta\phi} |\uparrow\rangle|\downarrow\rangle + e^{i\Delta\phi} |\downarrow\rangle|\uparrow\rangle + e^{-i\Delta\phi} |\downarrow\rangle|\downarrow\rangle \right], \quad (54)$$

where ϕ' is a common phase. To find the corresponding statistical operator, averaged over the different runs of the experiment, we calculate $\hat{\rho} = \mathbb{E}[|\Psi(t_f)\rangle\langle\Psi(t_f)|]$, where we assume $\mathbb{E}[\Delta\phi] = 0$, i.e. a zero-mean fluctuations, and introduce the variance of the fluctuations $\Gamma \sim \mathbb{E}[\Delta\phi^2]$ as discussed in Sec. II.

2. Decoherence

The total damping of coherences arising from the decoherence channels is given by [23]:

$$\Gamma_d \equiv 2 \sum_j \Lambda_j \left(\frac{46}{15} a_m^2 \{t_a^5 + \tilde{t}_a^5\} + 4a_m^2 t_a^4 t_e + \int_0^{t_e} (4a_m t_a^2 s(t) + s(t)^2) dt \right) + \Lambda_{\text{air}} t_f. \quad (55)$$

We have three sources of decoherence, namely, the scattering of air molecules, photon emission and absorption, and photon scattering, quantified by $\gamma_{\text{air}} \equiv \gamma_{\text{air}}(p_e, T_e)$, $\Lambda_{e(a)} \equiv \Lambda_{e(a)}(T_{e(i)})$, and $\Lambda_{\text{sc}} \equiv \Lambda_{\text{sc}}(T_e)$, respectively, where T_e (p_e) is the temperature (pressure) inside the experimental-box, and T_i is the internal temperature of particle. The explicit expressions can be found in [49, 50]:

$$\gamma_{\text{air}} = \frac{16\pi n_V R^2}{3} \sqrt{\frac{2\pi k_B T_{ex}}{m_g}}, \quad (56)$$

$$\Lambda_{\text{sc}} = 8|\zeta(9)| \frac{8cR^6}{9\pi} \left(\frac{k_B T_{ex}}{\hbar c} \right)^9 \text{Re} \left(\frac{\epsilon - 1}{\epsilon + 2} \right)^2, \quad (57)$$

$$\Lambda_{(e)a} = \frac{16\pi^5 c R^3}{189} \left(\frac{k_B T_{(i)ex}}{\hbar c} \right)^6 \text{Im} \left(\frac{\epsilon - 1}{\epsilon + 2} \right), \quad (58)$$

where ϵ is the dielectric constant, n_V the number density of the gas inside the experimental box, and r_s is the sphere radius.

The damping factor Γ_d in Eq. (55) has been obtained by integrating the effect of the three decoherence sources. Importantly, unlike in the case of non-inertial jitter, which is due to the gas on the *outside* and *inside* the experimental box, here only the gas environment *inside* the experimental-box decoheres the system. We finally remark that *decoherence* channels, unlike the technical noises discussed above, affect the density matrix elements ρ_{32} in Eq. (52). Indeed, decoherence presents a fundamental limitation to the degree of entanglement between the two particles, which cannot be removed in a simple way using a control experiment.

B. Detectability of entanglement

We consider the recently proposed optimized entanglement witness [25]:

$$\mathcal{W} = \mathbb{I} \otimes \mathbb{I} - \sigma_x \otimes \sigma_x - \sigma_y \otimes \sigma_y - \sigma_z \otimes \sigma_z, \quad (59)$$

where σ_i are the Pauli matrices. In particular, entanglement is expected to be detected when:

$$\langle \mathcal{W} \rangle = \text{Tr}(\mathcal{W}\rho) < 0. \quad (60)$$

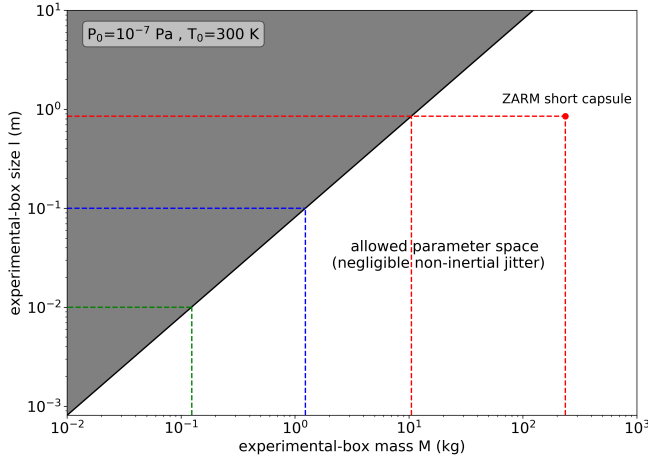


Figure 4. Plot of the condition to witness entanglement given by $\Phi_{\text{eff}} > \Gamma_{\text{jitter}}(p_0, T_0) + \Gamma_d(p_e, T_e, T_i)$, where Φ_{eff} is the effective entanglement phase, and Γ_{jitter} (Γ_d) is the damping of coherences due to non-inertial jitter (decoherence sources). We consider the internal particle temperature $T_i = 0.15\text{K}$, which we assume to match the temperature inside the experimental box $T_e = 0.15\text{K}$, while the pressure inside the box is $p_e = 10^{-16}\text{Pa}$. We consider the outside experimental box to be at room temperature $T = T_0 = 300\text{K}$ and at pressure $p = p_0 = 10^{-7}\text{Pa}$. We find that non-inertial jitter is successfully suppressed for the capsule lengths $l \sim 10^{-2}\text{m}$, 10^{-1}m , $\sim 0.9\text{m}$ if the mass is at least $M \sim 0.1\text{kg}$, 1kg , 10kg (green, blue, red dashed curve, respectively). We have also indicated in the plot a reference point corresponding to the ZARM short capsule, i. e. $l \sim 0.9\text{m}$ and $M \sim 200\text{kg}$ [51], well inside the allowed parameter space. We have found that already for $p = p_0 < 10^{-5}\text{Pa}$ (and $T = T_0 = 300\text{K}$) the short ZARM capsule would still allow to detect entanglement — lowering the outside pressure and temperature would even further relax the constraints on the mass and size of the experimental box.

Using the density matrix elements in Eqs. (48)-(52) we eventually find

$$\langle \mathcal{W} \rangle = 1 - e^{-\Gamma_n/2 - \Gamma_d/2} (\sin(\Delta\phi_{\downarrow\uparrow}) + \sin(\Delta\phi_{\uparrow\downarrow})) + \frac{e^{-\Gamma_d}}{2} (e^{-2\Gamma_n} + \cos(\Delta\phi_{\downarrow\uparrow} - \Delta\phi_{\uparrow\downarrow})), \quad (61)$$

where $\Delta\Phi_{\downarrow\uparrow}$ ($\Delta\Phi_{\uparrow\downarrow}$) is given in Eq. (44) (Eq. (45)).

If we consider the experimental values in Sec. III A we find that both $\Delta\Phi_{\downarrow\uparrow}$ and $\Delta\Phi_{\uparrow\downarrow}$ are small, ~ 0.01 , and hence the damping of coherences, Γ_n and Γ_d , have to be even smaller, i.e. $\Gamma_n, \Gamma_d \ll 0.01$. Hence we can further simplify Eq. (61) to obtain a simple expression $\langle \mathcal{W} \rangle = \Gamma_n + \Gamma_d - \Phi_{\text{eff}}$, where Φ_{eff} is the effective entanglement phase given in Eq. (46). The condition to witness entanglement is thus $\Phi_{\text{eff}} > \Gamma_n + \Gamma_d$, which in our specific case can be written as:

$$\Phi_{\text{eff}} > \Gamma_{\text{jitter}} + \Gamma_{\text{gg}} + \Gamma_d, \quad (62)$$

i.e. the effective entanglement phase must be larger than the damping of the coherences.

Let us first consider the effect of non-inertial jitter and decoherence, while neglecting other channels for the loss of visibility. The condition in Eq. (62) reduces to $\Phi_{\text{eff}} > \Gamma_{\text{jitter}} + \Gamma_d$. We consider the internal particle temperature $T_i = 0.15\text{K}$, which we assume to match the temperature inside the experimental box $T_e = 1\text{K}$, while the pressure inside the box is $p_e = 10^{-16}\text{Pa}$. We consider the outside experimental box to be at room temperature $T = T_0 = 300\text{K}$ and at pressure $p = p_0 = 10^{-7}\text{Pa}$ (Note that while this value of pressure is much lower than the $p = 10\text{Pa}$ in current drop tower tubes [52] so that their current microgravity level is not sufficient for us, such pressures, called ultra-high-vacuum (UHV) has already been achieved in very large volumes such as in gravitational wave detectors and particle accelerators). In particular, one can observe that for a reasonable mass and size of the box the condition $\Phi_{\text{eff}} > \Gamma_{\text{jitter}}(p_0, T_0) + \Gamma_d(p_e, T_e, T_i)$ is satisfied (see Fig. 4) — lowering the outside pressure and temperature would even further relax the constraints on the mass and size of the experimental box. Our results thus show how to achieve the reduction of the non-inertial jitter to allow for the detection of entanglement [28].

We can also readily estimate the effect of GGN on the detectability of entanglement, while neglecting other channels for the loss of visibility — specifically, the condition in Eq. (62) reduces to $\Phi_{\text{eff}} > \Gamma_{\text{gg}}$. GGN is however highly location dependent and will arise from atmospheric pressure gradients, seismic activity and anthropogenic sources, among others — such noises cannot be measured directly by gravimeters which record also non-gravitational contributions [46], but have to be estimated from atmospheric and geophysical data as well as modeling of anthropogenic activities. Here we will again exploit Eq. (33) which relates the GGN power spectral density (PSD) to the more readily available acceleration noise PSD from the literature [43–45]. For the main GGN sources we will estimate the *minimum* distance from the experiment, r_{min} , which would still allow the detection of entanglement.

Let us first estimate the GGN contribution arising from the main to non-anthropogenic sources, namely from seismic and atmospheric activity. In particular, we have the following acceleration PSDs [43, 44]:

$$S_{a_{\text{rand}} a_{\text{rand}}}^{\text{atmospheric}}(\omega) = \frac{8\pi^3}{3} G v_s^2 \frac{\rho_a^2}{p_a^2} \frac{|\Delta p(\omega)|^2}{\omega^2}, \quad (63)$$

$$S_{a_{\text{rand}} a_{\text{rand}}}^{\text{seismic}}(\omega) = \frac{16\pi^2}{3} G \rho_e^2 |\Delta X(\omega)|^2, \quad (64)$$

for seismic and atmospheric sources, respectively. v_s is the speed of sound, ρ_a (p_a) is air density (pressure), Δp is the pressure fluctuation, ρ_e is the ground density near the experiment, and ΔX is fluctuation of the Earth's surface from the equilibrium position. By integrating over all seismic and atmospheric mass movements as gravitational sources of noise, one can estimate $\bar{a} \sim 10^{-15}\text{ms}^{-2}/\sqrt{\text{Hz}}$ with $\alpha \sim 4$ for $\omega/2\pi > 10\text{Hz}$,

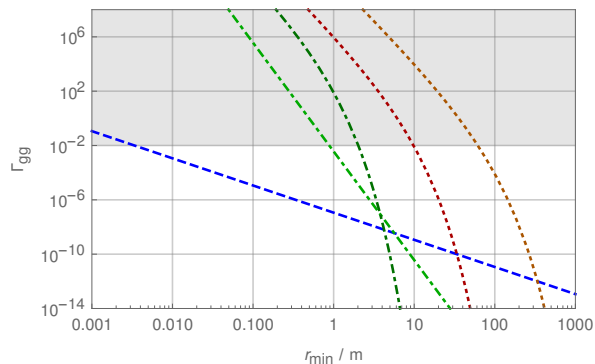


Figure 5. Plot of GGN phase fluctuations, Γ_{gg} , as a function of the minimum allowed distance of the respective GGN source from the experiment, r_{min} , that would still allow the detection of entanglement. Using the experimental values we find the effective entanglement phase $\Phi_{\text{eff}} \sim 0.01$ which gives the constraint $\Gamma_{\text{gg}} \ll 0.01$ – the allowed region is the one colored in white in the lower part of the figure. We find that seismic and atmospheric activity does not pose a significant limitation to the experiment (blue dashed line; $r_{\text{min}} \sim 0.01\text{m}$). Similarly, a human is only restricted from walking in the immediate vicinity of the experiment (light green and dark green dot-dashed lines for a jerking motion and continuous motion, respectively; $r_{\text{min}} \sim 2\text{m}$). Finally, cars and planes have to be distant by more than $\sim 10\text{m}$ and $\sim 60\text{m}$, respectively (dark orange and light orange dotted lines, respectively).

and $\bar{a} \sim 10^{-17}\text{ms}^{-2}/\sqrt{\text{Hz}}$ with $\alpha \sim 0$ for $\omega/2\pi < 10\text{Hz}$ [43, 44]. Using Eq. (41) we find that the condition $\Phi_{\text{eff}} > \Gamma_{\text{gg}}$ is satisfied already if the bulk of the seismic and atmospheric GGN originates at a characteristic distance $r_{\text{min}} \gtrsim 10^{-2}\text{m}$ – this indicates that GGN will likely not be a limiting factor even for drop-tower experiment at the surface of the Earth, as these GGN sources will be far more distant.

Human/anthropogenic movements can also contribute to the GGN – for example, a human walking near the experiment – and one needs to limit access to the experiment within a certain exclusion radius, which we will again indicate with r_{min} . We will consider two classes types of motion: a smooth continuous straight-line motion, and discontinuous acceleration/deceleration jerks. In particular, the acceleration noise PSD generated by an object moving a constant velocity is given by [43]:

$$S_{a_{\text{rand}}a_{\text{rand}}}^{\text{smooth}}(\omega) = \frac{1}{\omega} \left(\frac{2Gm_{\text{ext}}}{b^2} \right)^2 e^{-2\frac{b}{v_{\text{ext}}}\omega}, \quad (65)$$

where v_{ext} (m_{ext}) is the speed (mass), and b is the impact factor of the external object. Here we are only interested to find an upper-bound on the GGN fluctuations and will estimate the exclusion zone using the impact factor, i.e. $r_{\text{min}} \sim b$. Although Eqs. (33) and (65) do not lead to the simple formula in Eq. (41), the GGN phase fluctuations in Eq. (37) can be nonetheless readily evaluated numerically. For concreteness, we consider a human of mass $\sim 100\text{kg}$ walking at a pace of $\sim 1\text{ms}^{-1}$, and a car

of mass $\sim 1000\text{kg}$ driving at $\sim 10\text{ms}^{-1}$: we find the exclusion zones $r_{\text{min}} \sim 2\text{m}$, and $r_{\text{min}} \sim 10\text{m}$, respectively, which can be readily satisfied by restricting access to the experimental building. GGN sources at larger distances do not pose a limiting factor due to the favorable scaling of the GGN fluctuations with the distance from the GGN source, i.e. $\Gamma_{\text{gg}} \sim e^{-2\frac{r_{\text{min}}}{v}\omega}/r_{\text{min}}^6$. For example, for a plane of mass $\sim 100\text{t}$ flying at speed $\sim 100\text{ms}^{-1}$ we find the exclusion radius $r_{\text{min}} \sim 60\text{m}$. Humans and cars can contribute to the GGN also in the non-adiabatic regime of sudden acceleration/decelerations – for example, during regular weight transfers between steps. The latter effect can be characterized by the following acceleration noise PSD [45]:

$$S_{a_{\text{rand}}a_{\text{rand}}}^{\text{jerk}}(\omega) = \frac{16G^2\Delta F_{\text{jerk}}^2}{P_{\text{gait}}\Delta t_{\text{jerk}}^2 r_{\text{min}}^6 \omega^8}, \quad (66)$$

where ΔF_{jerk} is the change of the horizontal force exerted by the human on the ground in a time interval Δt_{jerk} , and P_{gait} is the gait cycle of two steps. Following Ref. [45] we set $\Delta F_{\text{jerk}} \sim 100\text{N}$, $\Delta t_{\text{jerk}} \sim 20\text{ms}$ and consider a step time of $\sim 400\text{ms}$ which results in the frequency band $\frac{\omega}{2\pi} \sim [2.5\text{Hz}, 25\text{Hz}]$ and the exclusion radius $r_{\text{min}} \sim 1\text{m}$. We can also estimate the same effect for a car by assuming a stronger change of force, say $\Delta F_{\text{jerk}} \sim 10^6\text{Ns}^{-1}$, which however only gives the exclusion radius $r_{\text{min}} \sim 5\text{m}$. Indeed, the walking style/pace or the type of car/vehicle will not change drastically the exclusion radius: as can be seen from Eq. (33) and (66), the GGN phase fluctuations scale as $\Gamma_{\text{gg}} \sim r_{\text{min}}^{-8}$ quickly suppressing the effect of distant sources.

By conducting the experiment in an underground tunnel (still in a free fall laboratory in the tunnel – the tunnel acting as a drop tower) the GGN can be further reduced. For example, at a depth of 1 km the typical distance r_{min} from the source (surface) increases to at least $\sim 1\text{km}$, resulting in a significantly reduced GGN phase fluctuations $\Gamma_{\text{gg}} \lesssim 10^{-13}$. In summary, we can conclude that in the QGEM experiment the effect of GGN can be fully mitigated (see Fig. 5).

C. Generality of analysis

The analysis in this section relied on the fluctuations derived in Eqs. (31) and (41) where we have assumed that a force, f_{m} , is used to create/recombine the superpositions. It is however instructive to rewrite the force in terms of the transferred impulse

$$\Delta p \equiv f_{\text{m}}t_a, \quad (67)$$

where t_a is the acceleration time-interval. This impulse Δp is transferred four times during the creation/recombination parts of the experiments (see Fig. 1). In particular, Eqs. (31) and (41) become

$$\Gamma_{\text{jitter}} \approx \frac{8\gamma k_B T t_{\text{exp}}^3 \Delta p^2}{3\hbar^2 \pi^3 M}, \quad (68)$$

$$\Gamma_{\text{gg}} \approx \frac{\bar{a}^2 \Delta p^2 t_a^2}{\hbar^2} \left(\frac{d}{\bar{r}}\right)^2 \left[\frac{C^\alpha (t_a + t_e)^2 t_{\text{exp}}^{\alpha-1}}{(2\pi)^{\alpha-1} (\alpha - 1)} \right], \quad (69)$$

respectively. Interestingly, Eqs. (68) and (69) are now independent of the specific coupling between system and apparatus, but depend only on generic experimental matterwave parameters. In particular, Eqs. (68) and (69) depend on the experimental-box (mass M and damping γ), the environment outside the box (damping γ , temperature T , the strength of the local acceleration fluctuations \bar{a} , a length-scale parameter \bar{r} characterizing the distance to the GGN sources, a decay integer $\alpha > 1$ which depends on the type of source, and the constant $C = 2\pi \times 1\text{Hz}$), the geometry of the paths (separation of the two interferometers d), the experimental times (acceleration time-interval t_a , evolution time-interval t_e , and total experimental time t_{exp}), and finally on the transferred impulse, Δp . Moreover, as we have already discussed in Sec. II the noise fluctuations Γ_{jitter} , Γ_{gg} do not depend on the mass of the system, m . The analysis of the technical noises considered here (non-inertial jitter and GGN) is thus quite generic and could be adapted to any matterwave experiment.

IV. DISCUSSION

In this paper, we have shown that it is feasible to carry out an experiment on quantum gravity induced entanglement of masses (QGEM) terrestrially by going to a freely falling capsule. Of course, carrying out the experiment in space will naturally form such a freely falling laboratory. Under these circumstances, we have investigated the effect of non-inertial and gravity gradient noise on the system that still remains. These types of noise, if untracked, induce an unknown relative acceleration between the interfering masses and the control and measuring apparatus, which may appear as dephasing. We have thus carefully examined the situations needed to keep the untracked parts below a threshold. For example, for pressures of $\sim 10^{-7}\text{Pa}$ outside the freely falling capsule and at temperature $\sim 300\text{K}$, the non-inertial component from

random molecular kicks on the apparatus and capsule are low enough to enable a witnessing of the entanglement. In addition, our estimates indicates that gravity gradient noise from atmospheric and seismic sources is negligible, while anthropogenic contributions can be fully mitigated by limiting access to the immediate vicinity of the experiment. Note that we have focussed on the type of generic noise (namely relative acceleration noise) that would be detrimental in *any* matterwave interferometry when significant forces/momentum transfers are used; there could be specific systematic noise according the specific mechanism of wavefunction splitting, some of whose mitigations have already been extensively analysed in a somewhat more demanding setting in [29]. From those analysis it looks positive that they can also be mitigated in the QGEM experiment. But that is beyond the scope of this current work and will be investigated in the future.

Here we have taken conceptually the simplest route, namely exploiting the *equivalence principle* to get rid of the bulk of the gravitational noise (all the acceleration noise) so that only relative acceleration noise due to non-inertial effects and the finite size of the freely falling capsule remain – these in turn we have shown to be possible to be brought down to the required level to witness the entanglement. There is another route as the noise is purely a classical noise, and hence possible to measure in principle with another system without disturbing our gravitationally entangling test masses. In other words, the loss of visibility which results from this can be counteracted by adjusting the detection in real-time or in post-analysis. This approach of measuring and mitigating the noise with other independent acceleration sensors (including ones similarly constructed with large quantum masses [29, 53, 54]) will be discussed in a future paper.

V. ACKNOWLEDGEMENTS

MT and SB would like to acknowledge EPSRC grant No.EP/N031105/1, and SB the EPSRC grant EP/S000267/1. AM's research is funded by the Netherlands Organisation for Science and Research (NWO) grant number 680-91-119. RJM is funded by a UCL Departmental Studentship. MSK was supported by the EPSRC (EP/R044082/1) through the QuantERA ERA-NET Cofund in Quantum Technologies.

-
- [1] Daniele Oriti. *Approaches to quantum gravity: Toward a new understanding of space, time and matter*. Cambridge University Press, 2009.
- [2] Claus Kiefer. Quantum gravity: general introduction and recent developments. *Annalen der Physik*, 15(1-2):129–148, 2006.
- [3] Roger Penrose. On gravity's role in quantum state reduction. *General relativity and gravitation*, 28(5):581–600,

- 1996.
- [4] Sabine Hossenfelder. *Experimental search for quantum gravity*. Springer, 2017.
- [5] Romeo Brunetti, Claudio Dappiaggi, Klaus Fredenhagen, and Jakob Yngvason. *Advances in algebraic quantum field theory*. Springer, 2015.
- [6] Robert M Wald. *Quantum field theory in curved spacetime and black hole thermodynamics*. University of

- Chicago press, 1994.
- [7] Roberto Colella, Albert W Overhauser, and Samuel A Werner. Observation of gravitationally induced quantum interference. *Physical Review Letters*, 34(23):1472, 1975.
- [8] Valery V Nesvizhevsky, Hans G Börner, Alexander K Petukhov, Hartmut Abele, Stefan Bæckler, Frank J Ruef, Thilo Stöferle, Alexander Westphal, Alexei M Gagarski, Guennady A Petrov, et al. Quantum states of neutrons in the earth's gravitational field. *Nature*, 415(6869):297–299, 2002.
- [9] Jeffrey B Fixler, GT Foster, JM McGuirk, and MA Kasevich. Atom interferometer measurement of the newtonian constant of gravity. *Science*, 315(5808):74–77, 2007.
- [10] Helmut Rauch and Samuel A Werner. *Neutron Interferometry: Lessons in Experimental Quantum Mechanics, Wave-Particle Duality, and Entanglement*, volume 12. Oxford University Press, USA, 2015.
- [11] Guillaume Bertocchi, Olivier Alibert, Daniel Barry Ostrowsky, Sébastien Tanzilli, and Pascal Baldi. Single-photon sagnac interferometer. *Journal of Physics B: Atomic, Molecular and Optical Physics*, 39(5):1011, 2006.
- [12] Matthias Fink, Ana Rodriguez-Aramendia, Johannes Handsteiner, Abdul Ziarkash, Fabian Steinlechner, Thomas Scheidl, Ivette Fuentes, Jacques Pienaar, Timothy C Ralph, and Rupert Ursin. Experimental test of photonic entanglement in accelerated reference frames. *Nature communications*, 8(1):1–6, 2017.
- [13] Sara Restuccia, Marko Toroš, Graham M Gibson, Hendrik Ulbricht, Daniele Faccio, and Miles J Padgett. Photon bunching in a rotating reference frame. *Physical Review Letters*, 123(11):110401, 2019.
- [14] Sougato Bose, Anupam Mazumdar, Gavin W Morley, Hendrik Ulbricht, Marko Toroš, Mauro Paternostro, Andrew A Geraci, Peter F Barker, MS Kim, and Gerard Milburn. Spin entanglement witness for quantum gravity. *Physical review letters*, 119(24):240401, 2017.
- [15] Chiara Marletto and Vlatko Vedral. Gravitationally induced entanglement between two massive particles is sufficient evidence of quantum effects in gravity. *Physical review letters*, 119(24):240402, 2017.
- [16] Ryszard Horodecki, Paweł Horodecki, Michał Horodecki, and Karol Horodecki. Quantum entanglement. *Reviews of modern physics*, 81(2):865, 2009.
- [17] Ryan J Marshman, Anupam Mazumdar, and Sougato Bose. Locality and entanglement in table-top testing of the quantum nature of linearized gravity. *Physical Review A*, 101(5):052110, 2020.
- [18] Amjad Ashoorioon, P.S. Bhupal Dev, and Anupam Mazumdar. Implications of purely classical gravity for inflationary tensor modes. *Mod. Phys. Lett. A*, 29(30):1450163, 2014.
- [19] Marios Christodoulou and Carlo Rovelli. On the possibility of laboratory evidence for quantum superposition of geometries. *Physics Letters B*, 792:64–68, 2019.
- [20] Tirthabir Biswas, Erik Gerwick, Tomi Koivisto, and Anupam Mazumdar. Towards singularity and ghost free theories of gravity. *Phys. Rev. Lett.*, 108:031101, 2012.
- [21] James Edholm, Alexey S. Koshelev, and Anupam Mazumdar. Behavior of the Newtonian potential for ghost-free gravity and singularity-free gravity. *Phys. Rev. D*, 94(10):104033, 2016.
- [22] Steven Abel, Luca Buoninfante, and Anupam Mazumdar. Nonlocal gravity with worldline inversion symmetry. *JHEP*, 01:003, 2020.
- [23] Thomas W van de Kamp, Ryan J Marshman, Sougato Bose, and Anupam Mazumdar. Quantum gravity witness via entanglement of masses: Casimir screening. *arXiv preprint arXiv:2006.06931*, 2020.
- [24] H Chau Nguyen and Fabian Bernards. Entanglement dynamics of two mesoscopic objects with gravitational interaction. *The European Physical Journal D*, 74:1–5, 2020.
- [25] Hadrien Chevalier, AJ Paige, and MS Kim. Witnessing the non-classical nature of gravity in the presence of unknown interactions. *arXiv preprint arXiv:2005.13922*, 2020.
- [26] Sougato Bose and Gavin W Morley. Matter and spin superposition in vacuum experiment (massive). *arXiv preprint arXiv:1810.07045*, 2018.
- [27] Julen S Pedernales, Gavin W Morley, and Martin B Plenio. Motional dynamical decoupling for matter-wave interferometry. *arXiv preprint arXiv:1906.00835*, 2019.
- [28] André Großardt. Acceleration noise constraints on gravity induced entanglement. *arXiv preprint arXiv:2007.05762*, 2020.
- [29] Ryan James Marshman, Anupam Mazumdar, Gavin Morley, Peter F Barker, Steven Hoekstra, and Sougato Bose. Mesoscopic interference for metric and curvature (mimac) & gravitational wave detection. *New Journal of Physics*, 2020.
- [30] Charles W Misner, Kip S Thorne, John Archibald Wheeler, et al. *Gravitation*. Macmillan, 1973.
- [31] Eric Poisson, Adam Pound, and Ian Vega. The motion of point particles in curved spacetime. *Living Reviews in Relativity*, 14(1):7, 2011.
- [32] Clifford M Will. The confrontation between general relativity and experiment. *Living reviews in relativity*, 9(1):3, 2006.
- [33] Pippa Storey and Claude Cohen-Tannoudji. The feynman path integral approach to atomic interferometry. a tutorial. *Journal de Physique II*, 4(11):1999–2027, 1994.
- [34] Marlan O Scully, Berthold-Georg Englert, and Julian Schwinger. Spin coherence and humpty-dumpty. iii. the effects of observation. *Physical Review A*, 40(4):1775, 1989.
- [35] Shimon Machluf, Yonathan Japha, and Ron Folman. Coherent stern–gerlach momentum splitting on an atom chip. *Nature Communications*, 4:2424, 09 2013.
- [36] Yair Margalit, Zhifan Zhou, Or Dobkowski, Yonathan Japha, Daniel Rohrlach, Samuel Moukouri, and Ron Folman. Realization of a complete stern-gerlach interferometer. *arXiv preprint arXiv:1801.02708*, 2018.
- [37] O. Amit, Y. Margalit, O. Dobkowski, Z. Zhou, Y. Japha, M. Zimmermann, M. A. Efremov, F. A. Narducci, E. M. Rasel, W. P. Schleich, and R. Folman. T^3 stern-gerlach matter-wave interferometer. *Phys. Rev. Lett.*, 123:083601, Aug 2019.
- [38] Matteo Scala, M. S. Kim, G. W. Morley, P. F. Barker, and S. Bose. Matter-wave interferometry of a levitated thermal nano-oscillator induced and probed by a spin. *Physical Review Letters*, 111(18):180403, 2013.
- [39] C. Wan, M. Scala, G. W. Morley, ATM. A. Rahman, H. Ulbricht, J. Bateman, P. F. Barker, S. Bose, and M. S. Kim. Free nano-object ramsey interferometry for large quantum superpositions. *Phys. Rev. Lett.*, 117:143003, Sep 2016.
- [40] Uroš Deliċ, Manuel Reisenbauer, Kahan Dare, David Grass, Vladan Vuletiċ, Nikolai Kiesel, and Markus As-

- pelmeier. Cooling of a levitated nanoparticle to the motional quantum ground state. *Science*, 367(6480):892–895, 2020.
- [41] Warwick P Bowen and Gerard J Milburn. *Quantum optomechanics*. CRC press, 2015.
- [42] A Cavalleri, G Ciani, R Dolesi, A Heptonstall, M Hueller, D Nicolodi, S Rowan, D Tombolato, S Vitale, PJ Wass, et al. Increased brownian force noise from molecular impacts in a constrained volume. *Physical review letters*, 103(14):140601, 2009.
- [43] Peter R Saulson. Terrestrial gravitational noise on a gravitational wave antenna. *Physical Review D*, 30(4):732, 1984.
- [44] Scott A Hughes and Kip S Thorne. Seismic gravity-gradient noise in interferometric gravitational-wave detectors. *Physical Review D*, 58(12):122002, 1998.
- [45] Kip S Thorne and Carolee J Winstein. Human gravity-gradient noise in interferometric gravitational-wave detectors. *Physical Review D*, 60(8):082001, 1999.
- [46] Jan Harms. Terrestrial gravity fluctuations. *Living Reviews in Relativity*, 22(1):6, 2019.
- [47] Matt Visser. Post-newtonian particle physics in curved spacetime. *arXiv preprint arXiv:1802.00651*, 2018.
- [48] L.H. Ford. Casimir force between a dielectric sphere and a wall: A Model for amplification of vacuum fluctuations. *Phys. Rev. A*, 58:4279, 1998.
- [49] M. A. Schlosshauer. *Decoherence and the Quantum-to-Classical Transition*. Springer, 2007.
- [50] Oriol Romero-Isart. Quantum superposition of massive objects and collapse models. *Phys. Rev. A*, 84:052121, Nov 2011.
- [51] ZARM FABmbH and Am Fallturm. Zarm drop tower bremen user manual. *dimensions*, 2008.
- [52] Sascha Kulas, Christian Vogt, Andreas Resch, Jonas Hartwig, Sven Ganske, Jonas Matthias, Dennis Schlipfert, Thijs Wendrich, Wolfgang Ertmer, Ernst Maria Rasel, et al. Miniaturized lab system for future cold atom experiments in microgravity. *Microgravity Science and Technology*, 29(1-2):37–48, 2017.
- [53] Sofia Qvarfort, Alessio Serafini, Peter F Barker, and Sougato Bose. Gravimetry through non-linear optomechanics. *Nature communications*, 9(1):1–11, 2018.
- [54] Federico Armata, Ludovico Latmiral, ADK Plato, and MS Kim. Quantum limits to gravity estimation with optomechanics. *Physical Review A*, 96(4):043824, 2017.