

Gravitational time dilation, free fall, and matter waves

Anna Czarnecka* and Andrzej Czarnecki†

Department of Physics, University of Alberta, Edmonton, Alberta, Canada T6G 2E1

We demonstrate that the de Broglie wave of a particle in a gravitational field turns towards the region of a smaller gravitational potential, causing the particle to fall. This turning is caused by clocks running slower in the smaller potential. We use the analogy of ocean waves that are slower in shallower water and turn towards beaches. This approach explains the free fall qualitatively and quantitatively without postulating motion along geodesics and with only elementary algebra.

I. INTRODUCTION

Bodies fall because matter waves refract due to the gravitational time dilation — this is the new interpretation we present here. That the free fall is caused by the gravitational time dilation has been demonstrated, in a more complicated way, in a beautiful paper by Roy Gould.¹ He points out that although general relativity predicts distortions of both time and space near massive bodies, ordinary objects travel primarily through time and their motion is mainly influenced by the time dilation. In a region of a smaller gravitational potential, time flows slower.

Before continuing, we should make this statement more precise. An observer far away from massive bodies assigns positions and times to all events. From the point of view of this observer, a clock placed near a massive body runs slow, and this effect is more pronounced for clocks in a smaller (more negative) gravitational potential.

For example, two clocks near Earth’s surface, separated by height h , tick at a different rate. If the average time measured by them is t , the upper clock measures more time by Δt (see Section II),

$$\Delta t = \frac{gh}{c^2}t, \quad (1)$$

where $g \simeq 9.8 \frac{\text{m}}{\text{s}^2}$ is the gravitational acceleration and $c \simeq 3 \cdot 10^8 \frac{\text{m}}{\text{s}}$ is the speed of light.

This is such an important phenomenon that it has rightly become the subject of stories for young children.² In Ref. 1 it is qualitatively explained with the analogy to air travel along great circles, contrasted with straight lines on maps. For a quantitative description of the trajectory, Schwarzschild metric is applied to determine the shape of the geodesic.

We propose a simpler approach using de Broglie matter waves, see Figure 1. We present our argument in terms of wave packets in Section III. Here we explain its gist.

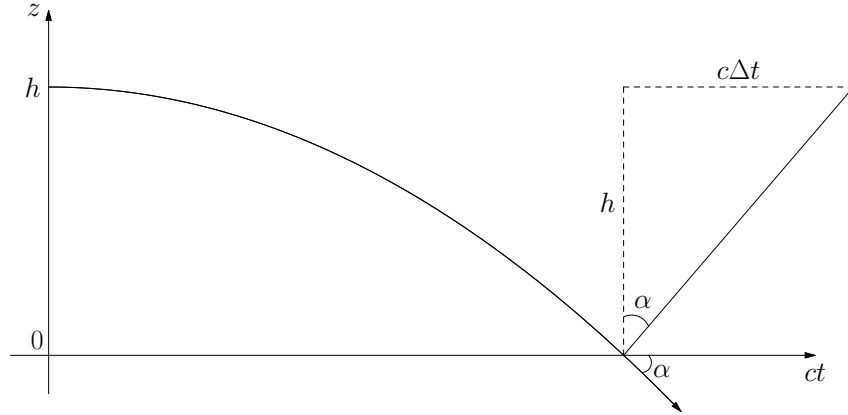


FIG. 1. Trajectory of a freely falling particle in spacetime (curved line). de Broglie wave front (tilted solid line) changes direction in spacetime because time flows faster at a higher altitude. This refraction is analogous to ocean waves turning towards a beach: they travel slower in shallower water.

Start with a particle initially at rest at a height $z = h$ above Earth’s surface, with h small so that the gravitational acceleration can be assumed to be constant for altitudes z from 0 to h . Throughout this paper we are interested only in the motion in the vertical z direction. Also, we assume that the time flow rate differences are tiny and make corresponding approximations of the type $1/(1+\delta) \simeq 1 - \delta$.

If there were no gravity, the particle would remain at rest at $z = h$. In spacetime, the particle would move only through time, with its de Broglie wave oscillating as $\exp(-imc^2t/\hbar)$,³ where m denotes the particle's mass.

Consider now the effect of gravity on the de Broglie wave (see Figure 1). Since the local time flows faster at larger altitudes, de Broglie wave tilts and the particle starts moving through space towards smaller values of z (it falls).

The slope of the trajectory plotted in Figure 1 is $\tan \alpha = dh/d(ct) = v/c$ where v is the vertical speed of the particle. On the other hand, the velocity is perpendicular to the wave front,⁴ so α is also the angle between the wave front and the vertical, and $\tan \alpha$ is the ratio of c times the extra time elapsed at h to the distance h , thus

$$\frac{v}{c} = \frac{c\Delta t}{h} = \frac{cght}{c^2h} \Rightarrow v = gt. \quad (2)$$

The tilting (refraction) of the de Broglie wave reproduces the free fall kinematics. Note that the particle's mass does not appear in the derivation at all, so that there is no need to invoke the equivalence of inertial and gravitational masses.

The diagram in Figure 1 is inspired by Figure 6 in Ref. 5. That very pedagogical paper does not, however, use de Broglie waves; its reasoning is classical, based on Ref. 1. In that approach, the trajectory follows from the postulate that the particle moves on a geodesic.

In our approach the refraction of the de Broglie wave naturally determines the trajectory.⁴ Since time flows slower closer to Earth's surface, de Broglie waves evolve more slowly there and their front turns towards the surface, just like the ocean waves turn towards a beach because they propagate more slowly in shallower water. We do not need to mention the notions of a metric tensor or of a geodesic, let alone calculate its shape. This seems to be a significant conceptual, technical, and pedagogical simplification.

The following Section II derives Eq. (1). Section III repeats the above discussion of de Broglie wave refraction slightly more rigorously, using wave packets. Further applications of Eq. (1) are described in Section IV. We conclude in Section V. Appendix A summarizes Einstein's 1907 derivation of Eq. (1). A short Appendix B is devoted to the speed of water waves in shallow water, to strengthen the intuition that waves turn toward a region where they propagate more slowly.

This paper has a companion 3-minute film,⁶ presenting the main idea and explaining how the gravitational time dilation causes bodies to fall.

II. GRAVITATIONAL TIME DILATION

A. Gravitational time dilation from red shift

In this Section we derive Eq. (1) by considering the energy a photon gains when falling in a gravitational field. Einstein's original derivation using Lorentz transformation is summarized in Appendix A.

Consider a model clock consisting of a charged harmonic oscillator with frequency ν_1 , placed in the Earth's gravitational field, at point 1 where the gravitational potential is U_1 . When photons emitted by the oscillating charge are registered at another point 2 with the gravitational potential U_2 , conservation of energy requires that their frequency changes to ν_2 ,

$$h\nu_1 \left(1 + \frac{U_1}{c^2}\right) = h\nu_2 \left(1 + \frac{U_2}{c^2}\right). \quad (3)$$

All processes occurring at point 1 with time intervals Δt_1 are observed from point 2 at intervals Δt_2 such that, according to Eq. (3),

$$\frac{\Delta t_2}{\Delta t_1} = \frac{\nu_1}{\nu_2} = \frac{1 + \frac{U_2}{c^2}}{1 + \frac{U_1}{c^2}}. \quad (4)$$

Near Earth's surface $U_i = gh_i$. Assuming $h_1 = 0$, $h_2 = h$,

$$\frac{\Delta t_2}{\Delta t_1} = 1 + \frac{gh}{c^2}. \quad (5)$$

Denoting $\Delta t_2 - \Delta t_1 = \Delta t$ and $\Delta t_1 = t$ we reproduce Eq. (1), $\Delta t = \frac{gh}{c^2}t$.

B. Experimental verification of Δt

Many advanced experiments have been conducted to demonstrate relativistic effects on clocks, most recently with optical lattice clocks on the Tokyo Skytree tower.⁷ Clocks placed on airplanes,^{8,9} rockets,¹⁰ and satellites^{11,12} have also been used.

Especially valuable from the pedagogical point of view is Project GREAT, conducted by Tom Van Baak and his family; it is exceptionally well documented.¹³

Van Baak purchased three surplus portable cesium atomic clocks on eBay and converted his minivan into a mobile time laboratory. Before the clocks were taken to a higher altitude, their readings were compared against reference atomic clocks. After three days, the portable clocks were transported by car by the Van Baak family 1340 meters up Mount Rainier. Measurements were collected for 40 hours.

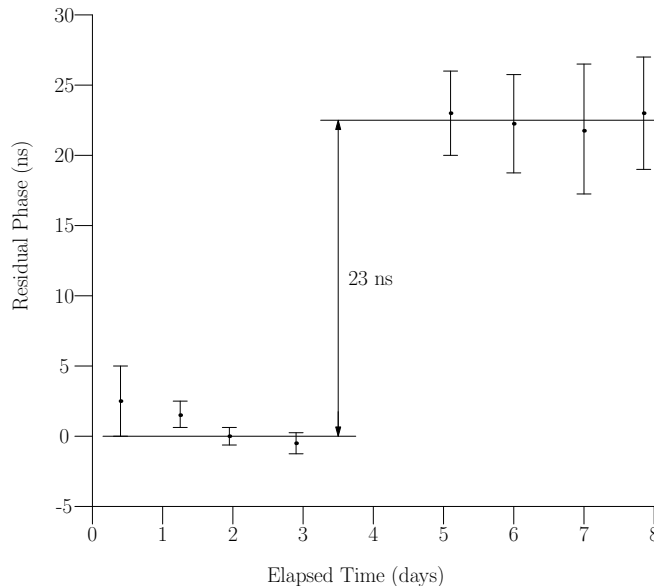


FIG. 2. Average readings of the atomic clock ensemble taken on the trip minus the readings of the reference clocks.¹³ The discontinuity between values before and after the mountain trip confirms gravitational time dilation, Eq. (1).

After returning, the clocks ran for another three days while being compared with reference clocks that had remained at ground level. The average extra time counted in the three clocks while up on the mountain for two days was 23 nanoseconds (see Figure 2), in good agreement with Eq. (1),

$$\Delta t = \frac{gh}{c^2} t = \frac{9.8 \cdot 1340}{9 \cdot 10^{16}} 40 \cdot 3600 \text{ s} = 21 \text{ ns}. \quad (6)$$

III. WAVE PACKET NEAR EARTH

Suppose that at $t = 0$ the wave function of a particle has a Gaussian shape in z , of width σ and center at $z = 0$,

$$\psi(z, t = 0) = \frac{1}{\sqrt{\sigma} \sqrt{\pi}} \exp -\frac{z^2}{2\sigma^2}. \quad (7)$$

Decompose ψ into momentum eigenstates,

$$\psi(z, t = 0) = \int_{-\infty}^{\infty} \frac{dk}{2\pi} \phi(k) e^{ikz}, \quad (8)$$

$$\phi(k) = \int_{-\infty}^{\infty} dz \psi(z) e^{-ikz} = \sqrt{2\sigma\sqrt{\pi}} e^{-\frac{k^2\sigma^2}{2}}, \quad \int_{-\infty}^{\infty} \frac{dk}{2\pi} \phi^2(k) = 1. \quad (9)$$

A state with a wave vector k has the energy $E_k = c\sqrt{m^2c^2 + \hbar^2k^2} \simeq mc^2 + \frac{\hbar^2k^2}{2m}$. At later times, the wave function evolves as

$$\psi(z, t') = \int_{-\infty}^{\infty} \frac{dk}{2\pi} \phi(k) e^{ikz} \exp\left(-\frac{E_k t'}{\hbar}\right). \quad (10)$$

So far this has been a standard analysis. Now, notice that t' is a function of z , $t' = t\left(1 + \frac{gz}{c^2}\right)$,

$$\begin{aligned} \psi(z, t) &= \int_{-\infty}^{\infty} \frac{dk}{2\pi} \phi(k) e^{ikz} \exp\left[-i\frac{E_k t}{\hbar} \left(1 + \frac{gz}{c^2}\right)\right] \\ &= \int_{-\infty}^{\infty} \frac{dk}{2\pi} \phi(k) \exp iz \left[k - \frac{E_k g t}{\hbar c^2}\right] \exp\left[-i\frac{E_k t}{\hbar}\right] \end{aligned}$$

We see that the wave packet is centered not around zero momentum but around the time-dependent value

$$p(t) = \hbar k(t) = \frac{E_k g t}{c^2} \simeq mgt, \quad (11)$$

where we have approximated the energy by its rest value, $E_k \simeq mc^2$, since the additional, k -dependent kinetic energy gives a correction suppressed by inverse c^2 and is negligible for non-relativistic motion.

The value of momentum in Eq. (11) corresponds to the velocity

$$v = gt, \quad (12)$$

as expected in the uniformly accelerated motion.

IV. OTHER APPLICATIONS

A. Jumping onto a train

Here we show how Eq. (1) helps to understand the twin paradox. One twin stays at rest, the other sets out to travel with a large velocity v . Each of them sees the other one moving and thus each deduces that the sibling's clock is running slow. Yet when the twins reunite, the one who traveled turns out to have aged less. Obviously, the symmetry is broken by the traveling twin having to accelerate to reverse the direction of velocity and return. Yet it may be hard to fathom that the extra aging of the twin at rest happens only during that acceleration event.

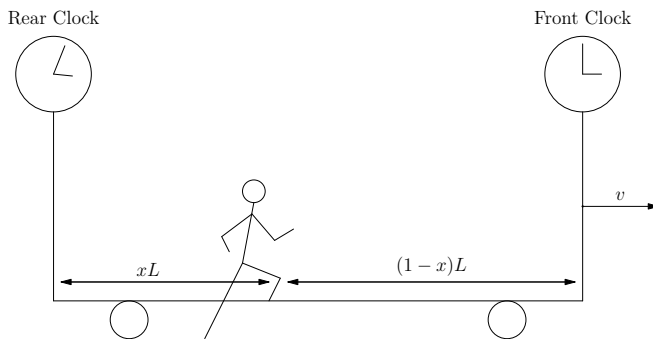


FIG. 3. The rear clock on a moving train is ahead of the front clock, when seen by a person standing on the ground. In the frame of an accelerating person jumping onto the train, the front clock runs faster than the rear clock. For a person on the train, the clocks show the same time.

It is easier to consider a simpler, more localized situation: a railway car of proper length L is passing a station with speed v . It is equipped with one clock at the front and one at the rear. The clocks are synchronized in the car frame but from the point of view of a ground observer, the rear clock is ahead by

$$\Delta t = \frac{Lv}{c^2}; \quad (13)$$

see a lucid discussion on p. 513 in Ref. 14.

Imagine that the ground observer decides to get on the train. After spurting in the direction of the train's motion (therefore towards the front clock and away from the rear one), the observer sees both clocks showing the same time. During the acceleration, the front clock must have been running faster than the rear one.

Denote the average acceleration of the spurting observer by g , for consistency with Eq. (1). In order to reach the train's speed v , the duration of the spurt is $t = v/g$.

Suppose the observer jumps on the train a distance $(1-x)L$ from the front, xL from the rear of the car, see Figure 3. Then the front clock registers an extra time $\Delta t_F = g(1-x)Lt/c^2$ and the rear clock lags behind by $\Delta t_R = gxLt/c^2$. The sum of these two effects gives the net advance of the front clock,

$$\Delta t = \Delta t_F + \Delta t_R = \frac{gLt}{c^2} = \frac{Lv}{c^2}, \quad (14)$$

which exactly cancels the previous difference between the clocks, Eq. (13). The same mechanism resolves the twin paradox.

B. GPS satellite clocks

Global Positioning System (GPS) satellites orbit Earth at the distance of about $R_s = 26\,561$ km.¹⁵ Earth's gravitational potential is much less negative at $r = R_s$ than on the surface $r = R_\oplus \simeq 6370$ km. The resulting difference in clock rates is often portrayed as the most practically important effect of general relativity. (We hope that free fall will now inherit this distinction.) In this section we summarize and contrast special (SR) and general (GR) relativity effects relevant to the GPS.

A concise pedagogical discussion of relativistic effects in the GPS can be found in Ref. 16. A thorough review is presented in Ref. 15. A detailed derivation of small corrections due to the eccentricity of satellite orbits has recently appeared.¹⁷

Here we approximate the orbit by a circle of radius R_s . Satellite's speed v_s is such that

$$\frac{v_s^2}{R_s} = \frac{GM_\oplus}{R_s^2} \rightarrow v_s = \sqrt{\frac{GM_\oplus}{R_s}} = \sqrt{\frac{3.986 \cdot 10^{14} \frac{\text{m}^3}{\text{s}^2}}{26.57 \cdot 10^6 \text{ m}}} = 3873 \frac{\text{m}}{\text{s}}, \quad (15)$$

where the product of Newton's constant and Earth's mass is $GM_\oplus \simeq 3.986 \cdot 10^{14} \text{ m}^3/\text{s}^2$.¹⁵ The resulting factor γ is $\gamma = 1/\sqrt{1-v^2/c^2} = 1 + \delta_{\text{SR}}$, $\delta_{\text{SR}} = 0.835 \cdot 10^{-10}$. This characterizes the special relativity effect on the time dilation: time is slowed down on the satellite because of the satellite's large speed.

The effect of general relativity results from the difference in the gravitational potential $U(r)$ between the satellite orbit and Earth's surface. The simple formula valid near Earth's surface, $\frac{\Delta t}{t} = \frac{gh}{c^2} = \frac{GM_\oplus h}{R_\oplus^2 c^2}$, has to be modified to the more general form (see Eq. (4)) since the satellite orbits at an altitude that cannot be considered small in comparison with Earth's radius,

$$\delta_{\text{GR}} = \frac{\Delta t}{t} = \frac{1}{c^2} [U(R_s) - U(R_\oplus)] \quad (16)$$

$$= \frac{GM_\oplus}{c^2} \left[\frac{1}{R_\oplus} - \frac{1}{R_s} \right] = 5.284 \cdot 10^{-10}, \quad (17)$$

more than six times larger than the effect of the special relativity δ_{SR} . The two effects partially cancel since the weaker gravitational potential on the orbit makes the satellite time flow faster. The net relativistic effect, dominated by the general relativity part, makes the satellite time flow faster by a relative factor $1 + \delta_R$,

$$\delta_R = \delta_{\text{GR}} - \delta_{\text{SR}} = 4.45 \cdot 10^{-10}. \quad (18)$$

A more precise analysis including small effects such as the quadrupole moment of Earth's potential results in the correction $4.4647 \cdot 10^{-10}$.^{15,18} It represents the fraction by which the frequency of satellite clocks is increased (blue-shifted) when the signal is received on Earth's surface.

If this correction were neglected, after one day the clocks would have drifted by 38 microseconds, introducing an error of several kilometers in the GPS reading. The same effect that makes us fall can also make us lose our way.

V. SUMMARY

The result we have found is somewhat counterintuitive. The difference in the flow of time in the terrestrial gravitational field is not large: one centimeter difference in altitude causes a relative change of time flow of the order of $\epsilon = 10^{-18}$ (this is approximately the current best precision of atomic clocks.⁷) How can this effect be of any relevance? We have claimed that it is not only relevant, but that it is the main mechanism causing bodies to fall.

The reason is that the parameter important for the free fall is not ϵ but its square root. Roughly speaking, ϵ results from a relativistic effect, and relativistic effects are related to the inverse light velocity squared. Conversely, the velocity reached in a free fall is proportional to the square root of ϵ , $\sqrt{\epsilon} = 10^{-9}$. Note that $\sqrt{\epsilon}c = 0.3$ m/s, or about one foot per second. This is the velocity reached by a body falling from the height of about half a centimeter.

We hope that the interpretation of the free fall in terms of de Broglie wave refraction will help students, also those who do not have the time to learn differential geometry, to grasp the relevance of general relativity.

ACKNOWLEDGMENTS

We thank Andrzej Białas, Bruce A. Campbell, Sacha Davidson, Valeri P. Frolov, Chong-Sa Lim, Malcolm Longair, Don N. Page, Andrzej Staruszkiewicz, and Arkady Vainshtein for helpful remarks. This work was supported by the Natural Sciences and Engineering Research Council of Canada.

Appendix A: Gravitational time dilation: Einstein's derivation

Einstein discovered gravitational time dilation in 1907 (Ref. 19, p. 301), long before he created general relativity. Here we summarize his reasoning in deriving Eq. (1).

He starts with the observation that physical laws in a uniformly accelerated frame do not differ from those in a frame at rest in a uniform gravitational field. Since he finds an accelerated frame more theoretically accessible, he uses it to analyse the running of clocks and then infers the corresponding result in the gravitational field.

He considers three reference frames: S with spacetime coordinates x, t is at rest; Σ with coordinates ξ, σ accelerates along the x axis with a constant acceleration g with respect to an instantaneously comoving inertial frame denoted by S' , with coordinates x', t' . The notion of a constant acceleration was made precise in a later paper (Ref. 19, p. 316), in response to a letter from Max Planck.

At time $t = 0$, Σ is instantaneously at rest with respect to S and clocks everywhere in Σ are set to 0. The time they measure is called the *local time* in Σ and is denoted by σ . Local time at the origin of Σ , that is at $\xi = 0$, is denoted by τ .

Two events at different points ξ are not in general simultaneous with respect to the comoving frame S' when clocks at those points show the same local time σ . Simultaneous events in S' have the same value of t' , related to coordinates in S by the Lorentz transformation,

$$t' = t - \frac{vx}{c^2}; \quad (\text{A1})$$

time τ is considered so small that quadratic effects in τ and thus also in the velocity of S' and Σ with respect to S , $v = g\tau$, are neglected, thus the factor $\gamma = (1 - v^2/c^2)^{-1/2}$ is approximated by 1.

Consider two events simultaneous in S' ($t'_1 = t'_2 \equiv t'$): one with coordinates (x_1, t_1) , (x'_1, t') , and (ξ_1, σ_1) respectively in S , S' , and Σ , and the other with subscripts 2 instead of 1. The difference

$$x_2 - x_1 = (x'_2 - vt') - (x'_1 - vt') = x'_2 - x'_1, \quad (\text{A2})$$

is the same as $\xi_2 - \xi_1$, since Σ is at rest with respect to S' . Further, $t_1 = \sigma_1$ and $t_2 = \sigma_2$ because the duration of motion τ has been too short to destroy the synchronization of the Σ and S clocks. Thus

$$\sigma_2 - \sigma_1 = t_2 - t_1 \quad (\text{A3})$$

$$= \left(t' + \frac{vx_2}{c^2}\right) - \left(t' + \frac{vx_1}{c^2}\right) \quad (\text{A4})$$

$$= \frac{v}{c^2}(x_2 - x_1) = \frac{v}{c^2}(\xi_2 - \xi_1). \quad (\text{A5})$$

Now suppose that event 1 takes place at the origin of Σ , $\xi_1 = 0$, $\sigma_1 = \tau$. Drop subscript 2 since the coordinates of event 2 now refer to any event in Σ :

$$\sigma - \tau = \frac{v}{c^2}\xi = \frac{g\tau}{c^2}\xi. \quad (\text{A6})$$

Finally,

$$\sigma = \tau \left(1 + \frac{g\xi}{c^2} \right), \quad (\text{A7})$$

equivalent to Eq. (1).

Appendix B: Ocean waves near an island

We find it pedagogically useful to compare de Broglie wave refraction and turning of ocean waves towards the beach. Here we summarize the derivation of the speed of waves in shallow water and demonstrate that it decreases with decreasing depth.

Ref. 20 gives a qualitative overview of ocean waves. Here, following Refs. 21 and 22, we briefly describe why waves tend to move towards a beach independently of the wind direction. Various aspects of water waves and wave packets (hydrons) are described in Ref. 23.

Consider a wave of small amplitude, traveling in water of mean depth d much smaller than the wavelength λ , $d \ll \lambda$. Choose the x axis along the direction of the wave and the z axis in the vertical direction. Water velocity v is assumed to be in the x direction and the same at all depths (v depends only on the position x along the motion and on time t , not on y, z).

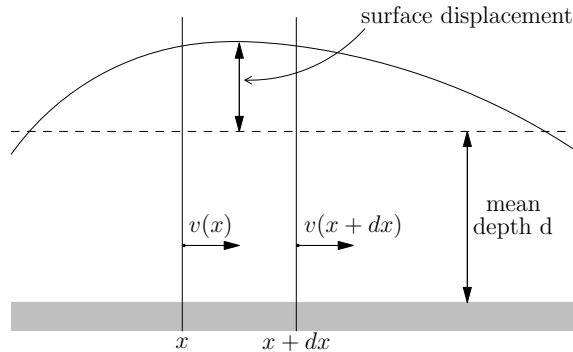


FIG. 4. Cross section through a traveling water wave.

The disturbance is described by the vertical displacement $\zeta(x, t)$ of the free water surface from its mean position $z = d$. This change of the water depth influences the pressure,

$$p(x, z, t) = p_0 + [\zeta(x, t) - z]g\rho, \quad 0 \leq z \leq \zeta, \quad (\text{B1})$$

where p_0 is the atmospheric pressure and ρ is the water density. The resulting pressure gradient accelerates water; in the linear approximation in v ,

$$\rho \frac{\partial v(x, t)}{\partial t} = -\frac{\partial p}{\partial x} = -g\rho \frac{\partial \zeta}{\partial x}. \quad (\text{B2})$$

On the other hand, spatial dependence of water velocity causes water level to change (accumulation, see Figure 4),

$$d \frac{\partial v(x, t)}{\partial x} = -\frac{\partial \zeta}{\partial t}. \quad (\text{B3})$$

Differentiate Eqs. (B2) and (B3) to find two expressions for $\frac{\partial^2 v}{\partial t \partial x}$. Equating them gives the wave equation for the disturbance,

$$gd \frac{\partial^2 \zeta}{\partial x^2} = \frac{\partial^2 \zeta}{\partial t^2}, \quad (\text{B4})$$

from which follows the wave velocity $u = \sqrt{gd}$. When d decreases as the water becomes shallower, wave propagation slows down. This leads to the refraction of waves towards the beach.

Feynman(Ref. 24, Lecture 51) derives the same result from another point of view, considering a high-tide wave traveling in a channel.

-
- * atprusc@ualberta.ca
† andrzejc@ualberta.ca
- ¹ R. R. Gould, *Why does a ball fall?: A new visualization for Einstein's model of gravity*, Am. J. Phys. **84** (2016).
 - ² B. Greene, *Icarus at the Edge of Time*, Alfred A. Knopf, New York (2008).
 - ³ D. Dieks and G. Nienhuis, *Relativistic aspects of nonrelativistic quantum mechanics*, Am. J. Phys. **58**, 650–655 (1990).
 - ⁴ B. Houchmandzadeh, *The Hamilton–Jacobi equation: An alternative approach*, Am. J. Phys. **88**, 353–359 (2020).
 - ⁵ W. Stannard, D. Blair, M. Zadnik, and T. Kaur, *Why did the apple fall? A new model to explain Einstein's gravity*, Eur. J. Phys. **38**, 015603 (2016).
 - ⁶ A. Czarnecka, *Gravitational Time Dilation* (2020), <https://youtu.be/Hn6eKbexUWA>.
 - ⁷ M. Takamoto, I. Ushijima, N. Ohmae, T. Yahagi, K. Kokado, H. Shinkai, and H. Katori, *Test of general relativity by a pair of transportable optical lattice clocks*, Nature Photonics **14**, 411–415 (2020).
 - ⁸ J. C. Hafele and R. E. Keating, *Around-the-World Atomic Clocks: Predicted Relativistic Time Gains*, Science **177**, 166–168 (1972).
 - ⁹ J. C. Hafele and R. E. Keating, *Around-the-World Atomic Clocks: Observed Relativistic Time Gains*, Science **177**, 168–170 (1972).
 - ¹⁰ R. F. C. Vessot, M. W. Levine, E. M. Mattison, E. L. Blomberg, T. E. Hoffman, G. U. Nystrom, B. F. Farrel, R. Decher, P. B. Eby, C. R. Baugher, J. W. Watts, D. L. Teuber, and F. D. Wills, *Test of Relativistic Gravitation with a Space-Borne Hydrogen Maser*, Phys. Rev. Lett. **45**, 2081–2084 (1980).
 - ¹¹ P. Delva, N. Puchades, E. Schönemann, F. Dilssner, C. Courde, S. Bertone, F. Gonzalez, A. Hees, C. Le Poncin-Lafitte, F. Meynadier, and et al., *Gravitational Redshift Test Using Eccentric Galileo Satellites*, Phys. Rev. Lett. **121**, 231101 (2018).
 - ¹² S. Herrmann, F. Finke, M. Lülf, O. Kichakova, D. Puetzfeld, D. Knickmann, M. List, B. Rievers, G. Giorgi, C. Günther, and et al., *Test of the Gravitational Redshift with Galileo Satellites in an Eccentric Orbit*, Phys. Rev. Lett. **121**, 231102 (2018).
 - ¹³ T. Van Baak, *An adventure in relative time-keeping*, Physics Today **60**, 16 (2007), see also <http://leapsecond.com/great2005> and <http://leapsecond.com>.
 - ¹⁴ D. Morin, *Introduction to Classical Mechanics: With Problems and Solutions*, Cambridge University Press, Cambridge, UK (2008).
 - ¹⁵ N. Ashby, *Relativity in the Global Positioning System*, Living Reviews in Relativity **6**, 1 (2003).
 - ¹⁶ C. E. Mungan, *Relativistic Effects on Clocks Aboard GPS Satellites*, The Physics Teacher **44**, 424–425 (2006).
 - ¹⁷ T. Fukuyama and S. Sugimoto, *The Relativistic Corrections of GPS* (2020), 2007.04582.
 - ¹⁸ J. B.-Y. Tsui, *Fundamentals of Global Positioning System Receivers: A Software Approach*, Wiley Series in Microwave and Optical Engineering, Wiley (2005).
 - ¹⁹ A. Einstein, *The Collected Papers of Albert Einstein. Vol. 2: The Swiss Years: Writings, 1900-1909 (English translation)*, Princeton University Press (1989).
 - ²⁰ W. Bascom, *Waves and Beaches: The Dynamics of the Ocean Surface*, Anchor Press (1980).
 - ²¹ L. D. Landau and E. M. Lifshitz, *Fluid Mechanics*, Pergamon Press, Oxford (1987).
 - ²² T. E. Faber, *Fluid dynamics for physicists*, Cambridge University Press, Cambridge (2001).
 - ²³ J. E. Breeding, *Velocities, refraction, and particle aspects of water waves*, Am. J. Phys. **54**, 406–411 (1986).
 - ²⁴ R. Feynman, R. Leighton, and M. Sands, *The Feynman Lectures on Physics, Volume I*, Basic Books (2013).