

Extended Second-Order Multireference Algebraic Diagrammatic Construction Theory for Charged Excitations

Koushik Chatterjee and Alexander Yu. Sokolov*

Department of Chemistry and Biochemistry, The Ohio State University, Columbus, Ohio 43210, United States

E-mail: sokolov.8@osu.edu

Abstract

We report a new implementation of multireference algebraic diagrammatic construction theory (MR-ADC) for simulations of electron attachment and ionization in strongly correlated molecular systems (EA/IP-MR-ADC). Following our recent work on IP-MR-ADC [*J. Chem. Theory Comput.* **2019**, *15*, 5908], we present the first implementation of the second-order MR-ADC method for electron attachment (EA-MR-ADC(2)), as well as two extended second-order approximations (EA- and IP-MR-ADC(2)-X) that incorporate a partial treatment of third-order electron correlation effects. Introducing a small approximation for the second-order amplitudes of the effective Hamiltonian, our implementation of EA- and IP-MR-ADC(2)-X has a low $\mathcal{O}(M^5)$ computational scaling with the basis set size M . Additionally, we describe an efficient algorithm for solving the first-order amplitude equations in MR-ADC and partially-contracted second-order N-electron valence perturbation theory (NEVPT2) that completely avoids computation of the four-particle reduced density matrices without introducing any approximations or imaginary-time propagation. For a benchmark set of eight small molecules, carbon dimer, and a twisted ethylene, we demonstrate that EA- and IP-MR-ADC(2)-X achieve accuracy similar to that of strongly-contracted NEVPT2, while having a lower computational scaling with the active space size and providing efficient access to transition properties.

1 Introduction

Recently, we proposed a multireference formulation of algebraic diagrammatic construction theory (MR-ADC) for simulations of electronic excitations and spectra in strongly correlated chemical systems.¹ MR-ADC is a generalization of the single-reference algebraic diagrammatic construction approach^{2–8} that aims to obtain excitation energies and transition probabilities from poles and residues of a retarded propagator approximated using multireference perturbation theory (MRPT). Similar to conventional MRPT,^{9–23} MR-ADC uses multi-configurational (complete active-space) wavefunctions to describe static correlation in frontier (active) molecular orbitals of the ground and excited electronic states and perturbatively treats dynamic correlation in the remaining orbitals.

However, several important differences between MR-ADC and multistate MRPT exist. Rather than constructing perturbed (dynamically correlated) active-space wavefunctions for each electronic state of interest, as it is done in conventional

multistate MRPT,^{12,17} in MR-ADC dynamic correlation information is determined for a single (so-called “parent” or “reference”) state and the differential electron correlation in the remaining states is assumed to be simple to describe. This allows MR-ADC to describe many electronic excitations (including those outside of the active space) with a computational cost lower than that of a single multistate MRPT calculation and removes the need for using reference wavefunctions with state-averaged orbitals, which introduce dependence of results on weights used in state-averaging and can be numerically difficult to compute. Importantly, MR-ADC also provides an efficient route to obtaining various transition properties (such as intensities and spectral densities) that are not directly accessible in conventional MRPT calculations. In its formulation, MR-ADC has a close connection to multireference propagator,^{24–32} linear-response,^{33–37} and equation-of-motion approaches,^{38–40} but, in contrast to many of these methods, is based on a Hermitian eigenvalue problem, which ensures that the computed excitation energies have real values.

In our earlier work we reported an implementation and benchmark of MR-ADC for simulations of ionization processes in multireference systems that incorporates all contributions to transition energies and spectroscopic amplitudes up to second order in perturbation theory (IP-MR-ADC(2)).⁴¹ The IP-MR-ADC(2) method was found to provide reliable results for a variety of weakly and strongly correlated systems, however the computed errors in ionization energies were found to be larger than those of the conventional second-order MRPT. In this manuscript, we expand the applicability of the MR-ADC framework by developing its second-order implementation for simulations of electron attachment (EA-MR-ADC(2)). Additionally, we report two extended second-order MR-ADC approximations (EA- and IP-MR-ADC(2)-X) that incorporate third-order electron correlation effects into computation of charged excitation energies and transition properties. We benchmark the new methods against electron affinities and ionization energies obtained from accurate semi-stochastic heat-bath configuration interaction method and compare their performance with conventional single- and multireference methods.

2 Theory

2.1 Overview of MR-ADC

We start by reviewing the main aspects of the MR-ADC formulation. For more details on the derivation of MR-ADC using the formalism of effective Liouvillean theory,⁴² the reader is referred to Ref. 1. The central object of interest in MR-ADC is a retarded propagator^{43,44} $G_{\mu\nu}(\omega)$ expressed in a general form as:

$$\begin{aligned} G_{\mu\nu}(\omega) &= G_{\mu\nu}^+(\omega) \pm G_{\mu\nu}^-(\omega) \\ &= \langle \Psi | q_\mu (\omega - H + E)^{-1} q_\nu^\dagger | \Psi \rangle \\ &\pm \langle \Psi | q_\nu^\dagger (\omega + H - E)^{-1} q_\mu | \Psi \rangle \end{aligned} \quad (1)$$

Here, $G_{\mu\nu}(\omega)$ describes the response of a many-electron system in an initial state $|\Psi\rangle$ to an external perturbation with frequency ω . The wavefunction $|\Psi\rangle$ is an eigenstate of the electronic Hamiltonian H with energy E and the frequency can be expressed in terms of its real and imaginary parts $\omega \equiv \omega' + i\eta$. The form of q_ν^\dagger and q_μ , referred to as the perturbation and observable operators, determines the nature of a spectroscopic process described by $G_{\mu\nu}(\omega)$. The operators H , q_ν^\dagger , and

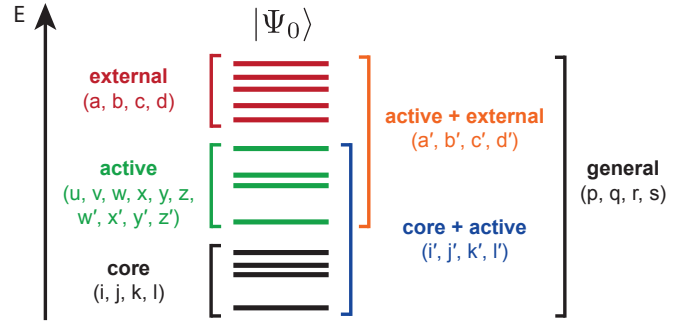


Figure 1: Orbital index convention used in this work.

q_μ are usually expressed in their second-quantized form, where the number of creation and annihilation operators in q_ν^\dagger (odd or even) determines the sign (+ or -) in Eq. (1). The $G_{\mu\nu}^+(\omega)$ and $G_{\mu\nu}^-(\omega)$ terms in Eq. (1) are referred to as the forward and backward components of the propagator, respectively. In this work, we will focus on the propagator with $q_\nu^\dagger = a_p^\dagger$ and $q_\mu = a_q$ that describes electron attachment and ionization processes in photoelectron spectroscopy, also known as the one-particle Green's function.^{3,8,24,29,30,45-52}

The MR-ADC approach uses multireference perturbation theory (MRPT) to compute accurate approximations to the exact propagator for systems with multiconfigurational nature of the wavefunction. To accomplish this, the molecular orbitals of the system are split into core, active, and external subspaces (Figure 1) and the N -electron wavefunction $|\Psi\rangle$ is expressed in terms of the zeroth-order (reference) wavefunction $|\Psi_0\rangle$, obtained from a complete active space configuration interaction (CASSCI) or self-consistent field (CASSCF) calculation, as follows:

$$|\Psi\rangle = e^A |\Psi_0\rangle = e^{T-T^\dagger} |\Psi_0\rangle, \quad T = \sum_{k=1}^N T_k \quad (2)$$

$$T_k = \frac{1}{(k!)^2} \sum_{i'j'a'b'...} t_{i'j'a'b'...}^{a'b'...} a_{a'}^\dagger a_{b'}^\dagger \dots a_{j'} a_{i'} \quad (3)$$

In Eq. (2), the unitary wave operator e^A ($A^\dagger = -A$) is parametrized in terms of the amplitudes of the excitation operator T that generates all internally-contracted excitations between core, active, and external orbitals.⁵³⁻⁵⁷

To construct perturbative approximations to $G_{\mu\nu}(\omega)$, the total electronic Hamiltonian H is separated into its zeroth-order $H^{(0)}$ and perturbation V contributions. The $H^{(0)}$ operator is chosen to be

the Dyall Hamiltonian^{15,17,58}

$$H^{(0)} \equiv C + \sum_i \varepsilon_i a_i^\dagger a_i + \sum_a \varepsilon_a a_a^\dagger a_a + H_{act} \quad (4)$$

$$H_{act} = \sum_{xy} (h_x^y + \sum_i v_{xi}^{yi}) a_x^\dagger a_y + \frac{1}{4} \sum_{xywz} v_{xy}^{zw} a_x^\dagger a_y^\dagger a_w a_z \quad (5)$$

$$C = \sum_i h_i^i + \frac{1}{2} \sum_{ij} v_{ij}^{ij} - \sum_i \varepsilon_i \quad (6)$$

$$f_p^q = h_p^q + \sum_{rs} v_{pr}^{qs} \gamma_s^r, \quad \gamma_q^p = \langle \Psi_0 | a_p^\dagger a_q | \Psi_0 \rangle \quad (7)$$

expressed in the basis of molecular orbitals that diagonalize the core and external blocks of the generalized Fock matrix (7) with eigenvalues ε_i and ε_a , respectively. Expanding the propagator $G_{\mu\nu}(\omega)$ in the multireference perturbative series and truncating the expansion at the n th order defines the propagator of the MR-ADC(n) approximation:

$$\mathbf{G}(\omega) \approx \mathbf{G}^{(0)}(\omega) + \mathbf{G}^{(1)}(\omega) + \dots + \mathbf{G}^{(n)}(\omega) \quad (8)$$

A special feature of MR-ADC is that the forward and backward components of the propagator ($G_{\mu\nu}^+(\omega)$ and $G_{\mu\nu}^-(\omega)$ in Eq. (1)) are decoupled at any level of approximation. As a result, the perturbative expansion (8) can be performed for each component independently. In practice, the forward and backward contributions to the MR-ADC(n) propagator (8) are expressed in the matrix form:

$$\mathbf{G}_\pm(\omega) = \mathbf{T}_\pm (\omega \mathbf{S}_\pm - \mathbf{M}_\pm)^{-1} \mathbf{T}_\pm^\dagger \quad (9)$$

where \mathbf{M}_\pm , \mathbf{T}_\pm , and \mathbf{S}_\pm are the effective Liouvillean, transition moment, and overlap matrices, respectively, each evaluated up to the n th order in perturbation theory. The MR-ADC(n) transition energies are obtained as eigenvalues (Ω_\pm) of the Hermitian matrix \mathbf{M}_\pm by solving a generalized eigenvalue problem

$$\mathbf{M}_\pm \mathbf{Y}_\pm = \mathbf{S}_\pm \mathbf{Y}_\pm \Omega_\pm \quad (10)$$

The resulting eigenvectors \mathbf{Y}_\pm are combined with the effective transition moments matrix \mathbf{T}_\pm to compute spectroscopic amplitudes

$$\mathbf{X}_\pm = \mathbf{T}_\pm \mathbf{S}_\pm^{-1/2} \mathbf{Y}_\pm \quad (11)$$

which provide information about spectral intensities and can be used to evaluate the MR-ADC(n)

propagator and spectral function

$$\mathbf{G}_\pm(\omega) = \mathbf{X}_\pm (\omega - \Omega_\pm)^{-1} \mathbf{X}_\pm^\dagger \quad (12)$$

$$T(\omega) = -\frac{1}{\pi} \text{Im} [\text{Tr} \mathbf{G}_\pm(\omega)] \quad (13)$$

2.2 MR-ADC(2) for Electron Attachment and Ionization

We now discuss the second-order MR-ADC approximations for the forward and backward components of the one-particle Green's function ($\mathbf{G}_+(\omega)$ and $\mathbf{G}_-(\omega)$) that describe electron attachment and ionization processes (EA- and IP-MR-ADC(2)), respectively. For more details about IP-MR-ADC(2), we refer the reader to our previous publication.⁴¹

In EA- and IP-MR-ADC(2), the \mathbf{M}_\pm , \mathbf{T}_\pm , and \mathbf{S}_\pm matrices in Eq. (9) are evaluated up to the second order in MRPT. The n th-order contributions to the EA-MR-ADC(2) matrices have the form:^{1,8,42}

$$M_{+\mu\nu}^{(n)} = \sum_{klm}^{k+l+m=n} \langle \Psi_0 | [h_{+\mu}^{(k)}, [\tilde{H}^{(l)}, h_{+\nu}^{(m)\dagger}]]_+ | \Psi_0 \rangle \quad (14)$$

$$T_{+p\nu}^{(n)} = \sum_{kl}^{k+l=n} \langle \Psi_0 | [\tilde{a}_p^{(k)}, h_{+\nu}^{(l)\dagger}]_+ | \Psi_0 \rangle \quad (15)$$

$$S_{+\mu\nu}^{(n)} = \sum_{kl}^{k+l=n} \langle \Psi_0 | [h_{+\mu}^{(k)}, h_{+\nu}^{(l)\dagger}]_+ | \Psi_0 \rangle \quad (16)$$

where $\tilde{H}^{(k)}$ and $\tilde{a}_p^{(k)}$ are the k th-order contributions to the effective Hamiltonian $\tilde{H} = e^{-A} H e^A$ and observable $\tilde{a}_p = e^{-A} a_p e^A$ operators, $h_{+\mu}^{(k)\dagger}$ are k th-order electron attachment operators that define the $(N+1)$ -electron internally-contracted EA-MR-ADC basis states $|\Psi_{+\mu}^{(k)}\rangle = h_{+\mu}^{(k)\dagger} |\Psi_0\rangle$, and $[\dots]$ and $[\dots]_+$ denote commutator and anticommutator, respectively. Similarly, the n -th order IP-MR-ADC(2) matrix elements are expressed as:

$$M_{-\mu\nu}^{(n)} = \sum_{klm}^{k+l+m=n} \langle \Psi_0 | [h_{-\mu}^{(k)\dagger}, [\tilde{H}^{(l)}, h_{-\nu}^{(m)}]]_+ | \Psi_0 \rangle \quad (17)$$

$$T_{-p\nu}^{(n)} = \sum_{kl}^{k+l=n} \langle \Psi_0 | [\tilde{a}_p^{(k)}, h_{-\nu}^{(l)}]_+ | \Psi_0 \rangle \quad (18)$$

$$S_{-\mu\nu}^{(n)} = \sum_{kl}^{k+l=n} \langle \Psi_0 | [h_{-\mu}^{(k)\dagger}, h_{-\nu}^{(l)}]_+ | \Psi_0 \rangle \quad (19)$$

where we additionally introduce the k th-order ion-

ization operators $h_{-\mu}^{(k)\dagger}$ that define the $(N-1)$ -electron basis states $|\Psi_{-\mu}^{(k)}\rangle = h_{-\mu}^{(k)\dagger} |\Psi_0\rangle$ used for solving the IP-MR-ADC equations.

Figures 2a and 2b illustrate the EA- and IP-MR-ADC(2) basis states obtained by acting the electron attachment $h_{+\mu}^{(k)\dagger}$ and ionization $h_{-\mu}^{(k)\dagger}$ operators on the reference state $|\Psi_0\rangle$. Similar to the single-reference EA- and IP-SR-ADC(2) approximations,⁸ the EA- and IP-MR-ADC(2) equations depend only on the zeroth- and first-order operators $h_{\pm\mu}^{(0)\dagger}$ and $h_{\pm\mu}^{(1)\dagger}$. The zeroth-order operators $h_{\pm\mu}^{(0)\dagger}$ have the form:

$$\mathbf{h}_+^{(0)\dagger} = \{a_a^\dagger; Z_{+I}^\dagger\}, \quad Z_{+I}^\dagger = |\Psi_{+I}\rangle \langle \Psi_0| \quad (20)$$

$$\mathbf{h}_-^{(0)\dagger} = \{a_i; Z_{-I}^\dagger\}, \quad Z_{-I}^\dagger = |\Psi_{-I}\rangle \langle \Psi_0| \quad (21)$$

where $h_{+\mu}^{(0)\dagger} = a_a^\dagger$ describe a single-electron attachment in the external orbitals and Z_{+I}^\dagger incorporate description of all photoelectron transitions in the active orbitals by projecting the N -electron reference state $|\Psi_0\rangle$ onto the $(N+1)$ -electron CASCI states $|\Psi_{+I}\rangle$ where the extra electron is added to the active space. Similarly, the operators $h_{-\mu}^{(0)\dagger}$ describe a one-electron ionization in the core orbitals, while Z_{-I}^\dagger include ionization and excitations in the active orbitals. Defining $a_r^{pq} \equiv a_p^\dagger a_q^\dagger a_r$ and $a_{qr}^p \equiv a_p^\dagger a_r a_q$, the first-order operators $h_{\pm\mu}^{(1)\dagger}$ are expressed as:

$$\mathbf{h}_+^{(1)\dagger} = \{a_i^{ax}; a_i^{ab}; a_y^{ax}; a_x^{ab}; a_i^{xy}\} \quad (22)$$

$$\mathbf{h}_-^{(1)\dagger} = \{a_{ij}^x; a_{ij}^a; a_{ix}^y; a_{ix}^a; a_{xy}^a\} \quad (23)$$

As depicted in Figure 2, these operators describe attachment or ionization of an electron accompanied by a one-electron excitation between core, active, or external orbitals. The $\mathbf{h}_\pm^{(1)\dagger}$ operators do not contain the all-active operators a_z^{xy} and a_{zy}^x because all active-space transitions are incorporated by the $Z_{\pm I}^\dagger$ operators in $\mathbf{h}_\pm^{(0)\dagger}$.

Evaluating the EA- and IP-MR-ADC(2) matrix elements in Eqs. (14) to (19) also requires expressions for the low-order effective operators $\tilde{H}^{(k)}$ and $\tilde{a}_p^{(k)}$ (up to $k=2$). These equations are obtained by expanding \tilde{H} and \tilde{a}_p using the Baker–Campbell–Hausdorff (BCH) formula and collecting terms at

the k th order:

$$\tilde{H}^{(0)} = H^{(0)} \quad (24)$$

$$\tilde{H}^{(1)} = V + [H^{(0)}, A^{(1)}] \quad (25)$$

$$\tilde{H}^{(2)} = [H^{(0)}, A^{(2)}] + \frac{1}{2}[V + \tilde{H}^{(1)}, A^{(1)}] \quad (26)$$

$$\tilde{a}_p^{(0)} = a_p \quad (27)$$

$$\tilde{a}_p^{(1)} = [a_p, A^{(1)}] \quad (28)$$

$$\tilde{a}_p^{(2)} = [a_p, A^{(2)}] + \frac{1}{2}[[a_p, A^{(1)}], A^{(1)}] \quad (29)$$

where $A^{(k)} \equiv T^{(k)} - T^{(k)\dagger}$ as defined in Eq. (2). Eqs. (24) to (29) depend on the cluster excitation operators $T^{(k)}$ ($k=1, 2$) that can be expressed in a general form:

$$T^{(k)} = \mathbf{t}^{(k)} \boldsymbol{\tau}^\dagger = \sum_\mu t_\mu^{(k)} \tau_\mu^\dagger \quad (30)$$

where the k th-order amplitudes $t_\mu^{(k)}$ are contracted with strings of creation and annihilation operators denoted as τ_μ^\dagger (cf. Eq. (3)). The first-order amplitudes $t_\mu^{(1)}$ can be grouped into 11 classes corresponding to different types of single and double excitations ($T_1^{(1)}$ and $T_2^{(1)}$)

$$\mathbf{t}^{(1)} = \left\{ t_i^{a(1)}; t_i^{x(1)}; t_x^{a(1)}; t_{ij}^{ab(1)}; t_{ij}^{ax(1)}; t_{ix}^{ab(1)}; t_{ij}^{xy(1)}; t_{xy}^{ab(1)}; t_{ix}^{ay(1)}; t_{ix}^{yz(1)}; t_{xy}^{az(1)} \right\} \quad (31)$$

which are used to parameterize the first-order wavefunction $|\Psi_0^{(1)}\rangle = T^{(1)} |\Psi_0\rangle$ for the MR-ADC reference state. As we discussed in Ref. 41, the wavefunction $|\Psi_0^{(1)}\rangle$ is equivalent to the first-order wavefunction in internally-contracted second-order N -electron valence perturbation theory (NEVPT2).^{15–17} Evaluating matrix elements of operators in Eqs. (24) to (29) also requires single- and semi-internal double-excitation amplitudes of the second-order excitation operators ($T_1^{(2)}$ and $T_2^{(2)}$):

$$\mathbf{t}^{(2)} = \left\{ t_i^{a(2)}; t_i^{x(2)}; t_x^{a(2)}; t_{ix}^{ay(2)}; t_{ix}^{yz(2)}; t_{xy}^{az(2)} \right\} \quad (32)$$

The amplitudes $\mathbf{t}^{(1)}$ and $\mathbf{t}^{(2)}$ are determined from solving a system of projected linear equations¹

$$\langle \Psi_0 | \tau_\mu \tilde{H}^{(k)} | \Psi_0 \rangle = 0 \quad (k=1, 2) \quad (33)$$

by diagonalizing small blocks of the zeroth-order

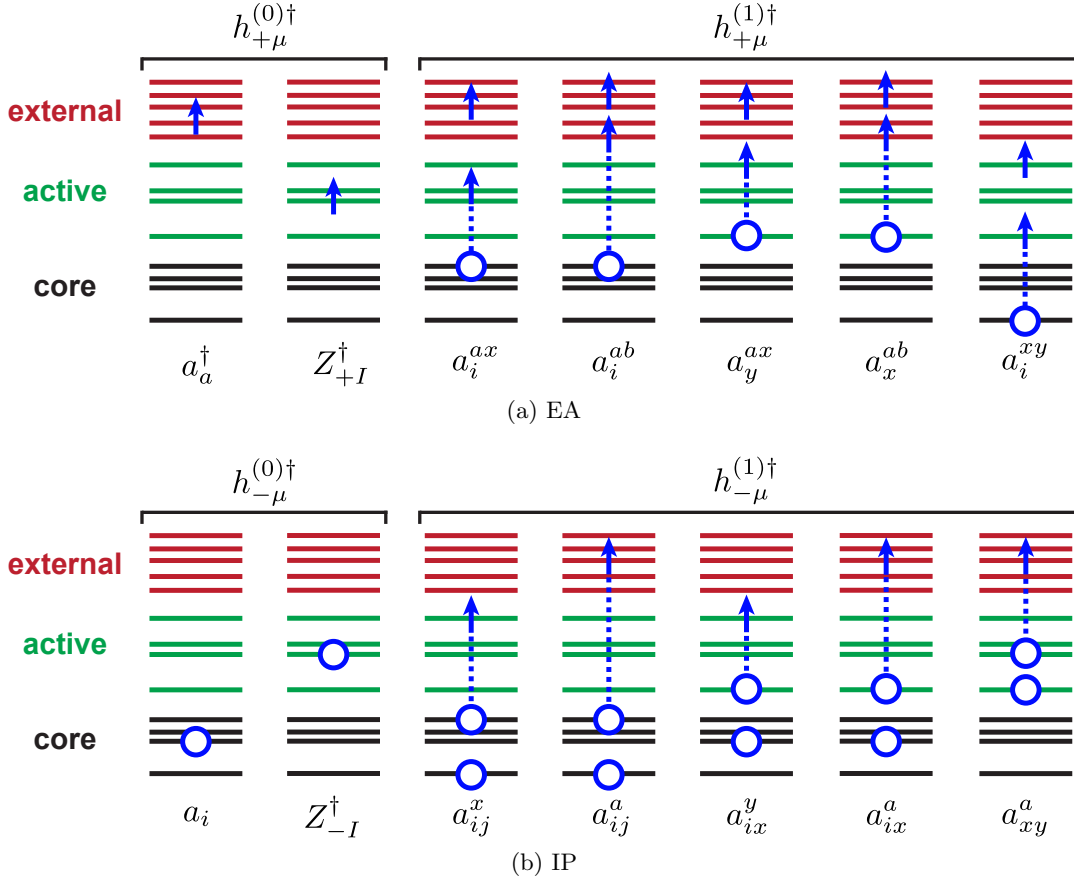


Figure 2: Schematic illustration of the electron-attached (2a) and ionized (2b) states produced by acting the $h_{\pm\mu}^{(k)\dagger}$ ($k = 0, 1$) operators on the reference state $|\Psi_0\rangle$. An arrow represents electron attachment, a circle denotes ionization, and a circle connected with an arrow denotes single excitation. The operators $Z_{\pm I}^\dagger$ incorporate all photoelectron transitions in the active orbitals.

Hamiltonian $H^{(0)}$ matrix in the basis of internally-contracted excitations τ_μ^\dagger .^{15–17,41}

Figure 3 shows the perturbation order to which the effective Hamiltonian \tilde{H} and observable \tilde{a}_p operators are expanded for each block of the EA/IP-MR-ADC(2) matrices \mathbf{M}_\pm and \mathbf{T}_\pm . To maintain the total second order, \tilde{a}_p is expanded up to $\tilde{a}_p^{(2)}$ and $\tilde{a}_p^{(1)}$ for the $h_{\pm\mu}^{(0)\dagger}$ and $h_{\pm\mu}^{(1)\dagger}$ sectors of the \mathbf{T}_\pm matrix, respectively (Eqs. (15) and (18)). Similarly, the diagonal $h_{\pm\mu}^{(0)\dagger}h_{\pm\mu}^{(0)\dagger}$ and $h_{\pm\mu}^{(1)\dagger}h_{\pm\mu}^{(1)\dagger}$ blocks of the effective Liouvillian matrix \mathbf{M}_\pm are expanded up to $\tilde{H}^{(2)}$ and $\tilde{H}^{(0)}$, respectively, while the $h_{\pm\mu}^{(0)\dagger}h_{\pm\mu}^{(1)\dagger}$ coupling block includes terms up to $\tilde{H}^{(1)}$. Since $\tilde{H}^{(0)}$ does not contain contributions that couple excitations outside of the active space, the $h_{\pm\mu}^{(1)\dagger}h_{\pm\mu}^{(1)\dagger}$ sector of \mathbf{M}_\pm has a block-diagonal structure (Figure 3). Out of five blocks of the $h_{\pm\mu}^{(1)\dagger}h_{\pm\mu}^{(1)\dagger}$ sector, four non-diagonal blocks correspond to non-orthogonal excitations defined by $h_{\pm\mu}^{(1)\dagger}$ with at least one active-space index and one diagonal

block corresponding to $h_{\pm\mu}^{(1)\dagger}$ with all non-active indices (i.e., $h_{+\mu}^{(1)\dagger} = a_i^{ab}$ for EA and $h_{-\mu}^{(1)\dagger} = a_{ij}^a$ for IP). For a fixed active space, the computational cost of the EA/IP-MR-ADC(2) methods is dominated by the solution of the generalized eigenvalue problem (10) and scales as $\mathcal{O}(M^5)$ with the size of the one-electron basis set M , which is equivalent to computational scaling of the single-reference EA/IP-SR-ADC(2) approximations.⁸

2.3 Extended EA- and IP-MR-ADC(2)

In addition to the EA- and IP-MR-ADC(2) approaches that include all contributions to the ADC matrices strictly to second order, in this work we also explore the extended EA- and IP-MR-ADC(2)-X approximations, which additionally incorporate contributions of $\tilde{H}^{(1)}$ in the $h_{\pm\mu}^{(1)\dagger}h_{\pm\mu}^{(1)\dagger}$ block of \mathbf{M}_\pm and $\tilde{a}_p^{(2)}$ in the $h_{\pm\mu}^{(1)\dagger}$ sector of \mathbf{T}_\pm (Figure 4). The extended ADC approximations have been originally introduced in the single-reference

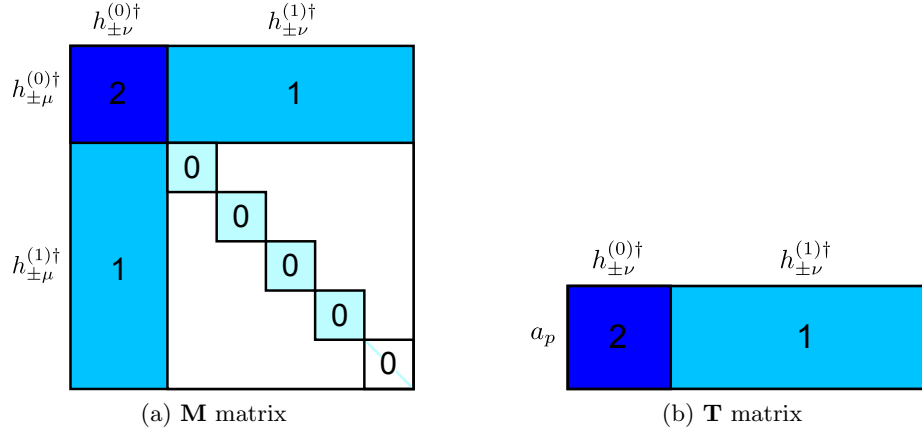


Figure 3: Perturbative structure of the effective Liouvillian (\mathbf{M}) and transition moments (\mathbf{T}) matrices of EA- and IP-MR-ADC(2). Non-zero matrix blocks are highlighted in color. A colored line represents a diagonal block. Numbers denote the perturbation order to which the effective Hamiltonian \tilde{H} or observable \tilde{q} operators are approximated for each block.

ADC framework^{7,49,59} as a way to partially incorporate third-order correlation effects into the description of excitation energies and transition moments.

Increasing the order of \tilde{H} in the $h_{\pm\mu}^{(1)\dagger}h_{\pm\mu}^{(1)\dagger}$ block of \mathbf{M}_{\pm} introduces couplings between excitations described by the $h_{\pm\mu}^{(1)\dagger}|\Psi_0\rangle$ basis states such that this sector of the effective Liouvillian matrix is no longer block-diagonal. These new contributions serve a two-fold purpose: (i) they significantly improve orbital relaxation effects for the primary electron-attached or ionized states described by the $h_{\pm\mu}^{(0)\dagger}$ operators, and (ii) they provide a better description of energies for the satellite transitions involving electron attachment/ionization accompanied by a single excitation outside of the active space.

Importantly, introducing new terms in the EA- and IP-MR-ADC(2)-X equations does not increase the computational scaling of calculating transition energies with the size of the basis set or active space, relative to EA- and IP-MR-ADC(2). In particular, the $h_{\pm\mu}^{(1)\dagger}h_{\pm\mu}^{(1)\dagger}$ matrix elements of the $\tilde{H}^{(1)}$ operator depend only on the first-order amplitudes $t_{\mu}^{(1)}$, one- and two-electron integrals, and up to three-particle reduced density matrix (3-RDM) with respect to the reference state $|\Psi_0\rangle$. Evaluating additional terms in the effective transition moments matrix \mathbf{T}_{\pm} requires a full set of the second-

order singles and doubles amplitudes

$$\mathbf{t}^{(2)} = \left\{ t_i^{a(2)}; t_i^{x(2)}; t_x^{a(2)}; t_{ij}^{ab(2)}; t_{ij}^{ax(2)}; t_{ix}^{ab(2)}; t_{ij}^{xy(2)}; t_{xy}^{ab(2)}; t_{ix}^{ay(2)}; t_{ix}^{yz(2)}; t_{xy}^{az(2)} \right\} \quad (34)$$

which can be obtained by solving the second-order amplitude equations (Eq. (33), $k = 2$) with the $\mathcal{O}(M^6)$ basis set scaling. In practice, the $\mathbf{t}^{(2)}$ amplitudes have a very small effect on the EA/IP-MR-ADC(2) and EA/IP-MR-ADC(2)-X results and their contributions can be neglected (see Section 3 for details), lowering computational scaling of computing transition moments to $\mathcal{O}(M^5)$.

3 Implementation

The main objective of EA- or IP-MR-ADC is to compute charge excitation energies by numerically solving the generalized eigenvalue problem (10) for several (usually, low-energy) EA's or IP's and to obtain the corresponding transition probabilities by calculating the spectroscopic amplitudes in Eq. (11). Implementation of EA- and IP-MR-ADC(2) as well as their extended MR-ADC(2)-X variants generally follows the implementation of IP-MR-ADC(2) that we discussed in Ref. 41. Here, we briefly overview the main steps of the MR-ADC algorithm and highlight differences with our previous implementation.

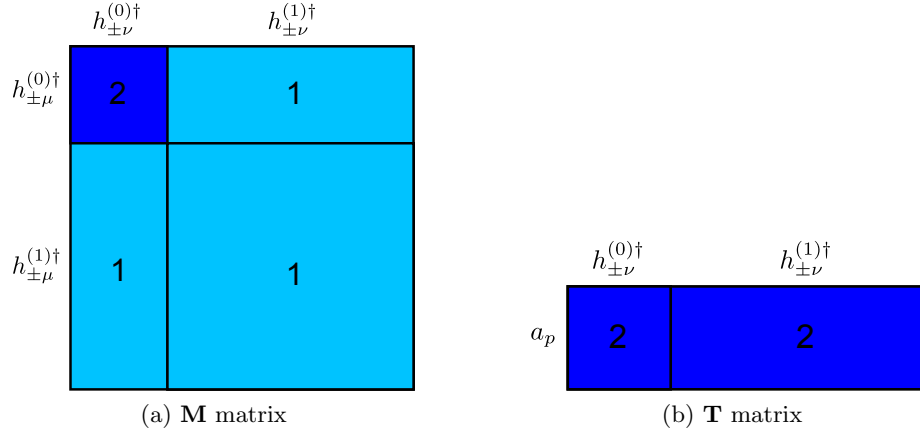


Figure 4: Perturbative structure of the effective Liouvillian (**M**) and transition moments (**T**) matrices of EA- and IP-MR-ADC(2)-X. Non-zero matrix blocks are highlighted in color. Numbers denote the perturbation order to which the effective Hamiltonian \tilde{H} or observable \tilde{q} operators are approximated for each block.

3.1 CASSCF and CASCI Wavefunctions

The EA- or IP-MR-ADC calculation starts by computing the N -electron reference CASSCF wavefunction $|\Psi_0\rangle$ for a set of core, active, and external molecular orbitals specified by the user. In addition to $|\Psi_0\rangle$, the EA/IP-MR-ADC equations require calculating the $(N \pm 1)$ -electron CASCI states $|\Psi_{\pm I}\rangle$ that define the active-space attachment/ionization operators $Z_{\pm I}^\dagger$ in Eqs. (20) and (21). While, formally, the set of the $|\Psi_{\pm I}\rangle$ states must be complete (i.e., their number scales factorially with the number of active orbitals), in practice only a small subset of low-energy $|\Psi_{\pm I}\rangle$ need to be included in the calculation. The number of these states (N_{CI}) should be sufficiently large to include all important CASCI states in the spectral region of interest and is chosen to be a user-defined parameter in our implementation. The optimal value of N_{CI} can be determined by monitoring convergence of the MR-ADC results in a series of calculations with increasing number of $|\Psi_{\pm I}\rangle$.

3.2 Reduced Density Matrices and Amplitudes of the Effective Hamiltonian

Once the CASSCF and CASCI states are computed, their wavefunctions $|\Psi_0\rangle$ and $|\Psi_{\pm I}\rangle$ are used to calculate reduced density matrices (RDMs) as expectation values of creation and annihilation operators in the active space. Three types of RDMs appear in the EA/IP-MR-ADC equations: (i) *reference* RDMs computed with respect to $|\Psi_0\rangle$ (e.g.,

$\langle\Psi_0|a_x^\dagger a_y|\Psi_0\rangle$); (ii) *transition* RDMs between $|\Psi_0\rangle$ and $|\Psi_{\pm I}\rangle$ (e.g., $\langle\Psi_{+I}|a_x^\dagger|\Psi_0\rangle$ or $\langle\Psi_0|a_x^\dagger|\Psi_{-I}\rangle$); and (iii) *excited-state* RDMs between $|\Psi_{\pm I}\rangle$ themselves (e.g., $\langle\Psi_{+I}|a_x^\dagger a_y|\Psi_{+J}\rangle$). Since transition RDMs are computed between states with different particle number, they always contain an odd number of creation and annihilation operators. We will refer to these RDMs as $n.5$ -RDMs, where $n.5$ is obtained by dividing the total number of creation and annihilation operators by two.

The computed RDMs are used to solve equations for the amplitudes of the effective Hamiltonian $t_\mu^{(k)}$ ($k = 1, 2$). As we discussed in Sections 2.2 and 2.3, equations for the EA/IP-MR-ADC(2)-X transition energies depend on the single- and double-excitation $t_\mu^{(1)}$ (Eq. (31)) as well as the single- and semi-internal double-excitation $t_\mu^{(2)}$ (Eq. (32)), while a full set of $t_\mu^{(2)}$ (singles and doubles, Eq. (34)) is necessary for calculating transition moments. In practice, however, the number of terms that depend on $t_\mu^{(2)}$ in the EA/IP-MR-ADC(2)-X equations is much smaller compared to that of $t_\mu^{(1)}$ and their contributions have a minor effect on the EA/IP-MR-ADC(2)-X results. For this reason, in our implementation we approximate

$$\mathbf{t}^{(2)} \approx \left\{ t_i^{a(2)} \right\} \quad (35)$$

where we neglect all $t_\mu^{(2)}$ amplitudes with active-space indices. As we demonstrate in the Supporting Information (Tables S1 and S2), the approximation in Eq. (35) has a small effect on the computed transition energies (Ω_μ) and spectroscopic

factors (P , Eq. (37)), with mean absolute errors of ~ 0.04 and 0.01 eV for Ω_μ of EA-MR-ADC and IP-MR-ADC, respectively, and the corresponding errors in P of ~ 0.0008 and 0.0003 . The larger errors of this approximation for EA-MR-ADC reflect a somewhat larger sensitivity of this approximation to relaxation effects in orbitals and differential electron correlation.

Solving the EA/IP-MR-ADC(2)-X amplitude equations for $t_\mu^{(k)}$ ($k = 1, 2$) requires diagonalizing overlap matrices computed in the basis of internally-contracted excitations $\tau_\mu^\dagger |\Psi_0\rangle$ (Eq. (33)) and removing amplitudes corresponding to small overlap eigenvalues. While diagonalizing the overlap matrix can be performed very efficiently due to its block-diagonal structure, eliminating redundant semi-internal amplitudes (e.g., $t_{ix}^{ay(1)}$, $t_{ix}^{yz(1)}$, or $t_{xy}^{az(1)}$) introduces small contributions in the amplitude equations that violate size-consistency of the EA/IP-MR-ADC(2)-X energies and transition moments.⁴¹ To make sure that no size-consistency-violating terms appear in the equations, we eliminate the redundant amplitudes using the approach developed by Hanauer and Köhn⁶⁰ where the semi-internal excitation operators τ_μ^\dagger are transformed to a generalized normal-ordered form prior to diagonalization of the overlap matrix, which fully restores size-consistency of the MR-ADC results.

Assuming approximation for the second-order amplitudes in Eq. (35), the EA/IP-MR-ADC(2)-X equations formally depend on up to reference 4-RDM, transition 3.5-RDM, and excited-state 4-RDM. The only two contributions of reference 4-RDM are found in (i) the first-order equations for the semi-internal amplitudes $t_{ix}^{yz(1)}$ and $t_{xy}^{az(1)}$ and (ii) matrix elements of $\tilde{H}^{(2)}$ in the effective Liouvillian matrix \mathbf{M}_\pm . While the $t_{ix}^{yz(1)}$ and $t_{xy}^{az(1)}$ amplitudes can be computed without 4-RDM using the imaginary-time algorithm developed in our previous work,^{1,41} in our present implementation we bypass 4-RDM without any approximations by forming efficient intermediates in the first-order amplitude equations, as demonstrated in the Appendix. (We note that the same technique can be used to bypass reference 4-RDM in implementation of partially-contracted state-specific and quasi-degenerate NEVPT2).^{15–17} We employ a similar approach to avoid calculating the remaining reference 4-RDM, transition 3.5-, and excited-state 4-RDM contributions in the equations for the \mathbf{M}_\pm matrix elements, as outlined in Ref. 41.

The resulting EA/IP-MR-ADC(2)-X implementation depends on up to reference 3-RDM, transition 2.5-RDM, and excited-state 3-RDM, leading to an overall $\mathcal{O}(N_{\text{det}} N_{\text{act}}^6)$ computational scaling of the algorithm with the number of active-space orbitals N_{act} and dimension of CAS Hilbert space N_{det} .

3.3 MR-ADC Eigenvalue Problem and Spectroscopic Factors

In the final step of the EA/IP-MR-ADC(2)-X algorithm, electron attachment or ionization energies are computed by solving the generalized eigenvalue problem (10) transformed to the symmetrically-orthogonalized form

$$\tilde{\mathbf{M}}_\pm \tilde{\mathbf{Y}}_\pm = \tilde{\mathbf{Y}}_\pm \Omega_\pm \quad (36)$$

where $\tilde{\mathbf{M}}_\pm = \mathbf{S}_\pm^{-1/2} \mathbf{M}_\pm \mathbf{S}_\pm^{-1/2}$ and $\tilde{\mathbf{Y}}_\pm = \mathbf{S}_\pm^{1/2} \mathbf{Y}_\pm$. The eigenvectors \mathbf{Y}_\pm are used to calculate the spectroscopic factors that provide information about the intensity of a photoelectron transition α with energy $\Omega_{\pm\alpha}$

$$P_{\pm\alpha} = \sum_p |X_{\pm p\alpha}|^2 \quad (37)$$

where the spectroscopic amplitudes $X_{\pm p\alpha}$ are defined in Eq. (11). Working equations for all matrix elements of \mathbf{M}_\pm , \mathbf{T}_\pm , and \mathbf{S}_\pm in Eqs. (11) and (36) were automatically generated using a modified version of the SECONDQUANTIZATIONALGEBRA program⁶¹ and are provided in the Supporting Information.

Solving the eigenvalue problem (36) requires diagonalizing the overlap matrix \mathbf{S}_\pm and removing redundant eigenvectors with small eigenvalues. Conveniently, the non-diagonal blocks of \mathbf{S}_\pm have the same form as some of the blocks of the overlap matrix encountered in the solution of the amplitude equations (Section 3.2), which allows to perform overlap diagonalization and truncation of the redundant eigenvectors for these two steps of the MR-ADC algorithm simultaneously.⁴¹ Our implementation employs two user-defined parameters (η_s and η_d) for discarding linearly-dependent eigenvectors of the overlap matrices. We use the η_s parameter ($\sim 10^{-6}$) for eliminating redundancies in the solution of the single- and semi-internal double-excitation amplitude equations (e.g., $t_i^{a(1)}$, $t_{ix}^{ay(1)}$, $t_{ix}^{yz(1)}$, etc), as well as for the \mathbf{S}_+ and \mathbf{S}_- matrix blocks with $h_{+\mu}^{(k)\dagger} = \{a_a^\dagger; a_y^{ax}\}$ and $h_{-\mu}^{(k)\dagger} = \{a_i; a_{ix}^y\}$,

respectively. For the remaining (double-excitation) amplitudes and blocks of \mathbf{S}_{\pm} that typically exhibit less severe linear dependencies, we employ a smaller truncation parameter η_d ($\sim 10^{-10}$) to retain more eigenvectors in the overlap matrix.

The symmetric EA/IP-MR-ADC(2)-X eigenvalue problem can be solved using any available iterative eigensolver to obtain several lowest photoelectron transition energies and spectroscopic factors. In our MR-ADC program, we employ a multiroot implementation of the Davidson algorithm^{62,63} that computes eigenvalues by starting with a set of guess (trial) eigenvectors $\tilde{\mathbf{Y}}_{\pm}$ and optimizing these vectors until convergence by forming the matrix-vector products $\sigma_{\pm} = \tilde{\mathbf{M}}_{\pm} \tilde{\mathbf{Y}}_{\pm}$ with the $\mathcal{O}(M^5)$ basis set scaling. To reduce the cost of forming the σ_{\pm} vectors, the computationally expensive but small $h_{\pm\mu}^{(0)\dagger} - h_{\pm\mu}^{(0)\dagger}$ block of the \mathbf{M}_{\pm} matrix is precomputed at the first iteration, stored in memory, and reused in subsequent iterations of the Davidson algorithm.

4 Computational Details

The EA- and IP-MR-ADC(2) methods, as well as their extended EA/IP-MR-ADC(2)-X variants, were implemented in PRISM, a standalone program that is being developed in our group. The PRISM program was interfaced with PySCF⁶⁴ to obtain integrals and CASSCF/CASCI reference wavefunctions. The MR-ADC results were benchmarked against EA’s and IP’s from semi-stochastic heat-bath configuration interaction (SHCI)^{65–67} extrapolated to full configuration interaction (FCI) limit and were compared to those computed using strongly-contracted NEVPT2 (sc-NEVPT2),^{15,16} single-reference EA- and IP-ADC (EA/IP-SR-ADC(n), $n = 2, 3$),⁸ and equation-of-motion coupled cluster theory with single and double excitations (EA/IP-EOM-CCSD).^{46,68,69} We used PySCF to obtain the sc-NEVPT2 and EA/IP-SR-ADC results, while EA’s and IP’s from EOM-CCSD were computed using Q-CHEM.⁷⁰ The SHCI electron attachment and ionization energies were obtained by computing total energies of individual eigenstates of neutral, electron-attached, and ionized systems for a range of selection parameters and extrapolating to the FCI limit using a linear fit as described in Ref. 67. The SHCI method was implemented in the DICE program.^{65–67}

Performance of the EA/IP-MR-ADC(2) and EA/IP-MR-ADC(2)-X methods was tested for a

benchmark set of eight molecules (HF, F₂, CO, N₂, H₂O, CS, H₂CO, and C₂H₄), a carbon dimer (C₂), and an ethylene molecule in a twisted geometry (*t*-C₂H₄). Following our previous work,⁴¹ for each small molecule we considered two geometries, denoted as equilibrium and stretched. The equilibrium geometries were taken from Ref. 49. The stretched geometries of diatomic molecules were obtained by increasing the bond length by a factor of two. For H₂O, H₂CO, and C₂H₄, the stretched geometries were defined by doubling the O–H, C–O, and C–C bond distances, respectively. The C–C bond distance in C₂ was set to 1.2425 Å. The *t*-C₂H₄ geometry was obtained from Ref. 71 and is reported in the Supporting Information.

All computations employed the aug-cc-pVDZ basis set,⁷² with the only exception of calculations for H₂CO, C₂H₄, and *t*-C₂H₄, where the cc-pVDZ basis set was used for the hydrogen atoms. For H₂CO, C₂H₄, and *t*-C₂H₄, the SHCI computations employed the frozen-core approximation for the 1s orbitals. In other calculations, all electrons were correlated. Active spaces used in MR-ADC and sc-NEVPT2 are denoted as (ne , mo), where m is a number of frontier molecular orbitals included in the active space and n is the number of active electrons. All multireference computations in Section 5.1 included 10 active orbitals. The MR-ADC and sc-NEVPT2 calculations of electron affinities incorporated $n = 6$ active electrons for all molecules but HF, where $n = 4$ was used. For ionization potentials, we employed $n = 8, 14, 10, 10, 8, 10, 12$, and 10 for HF, F₂, CO, N₂, H₂O, CS, H₂CO, and C₂H₄, as described in our previous work.⁴¹ For C₂ and *t*-C₂H₄, the (6e, 10o) and (8e, 12o) active spaces were used, respectively. All MR-ADC calculations were performed including 10 ionized or electron-attached CASCI states in the model space. The $\eta_s = 10^{-6}$ and $\eta_d = 10^{-10}$ truncation parameters were used to eliminate redundant excitations in the solution of the MR-ADC equations (see Section 3.3 for details). Throughout the manuscript, positive electron affinity implies exothermic electron attachment (i.e., $EA = E_N - E_{N+1}$), while a positive ionization energy denotes an endothermic process ($IP = E_{N-1} - E_N$).

Table 1: Vertical attachment energies (Ω , eV) and spectroscopic factors (P) of molecules with equilibrium geometries. See Section 4 for details of the calculations. Also shown are mean absolute errors (Δ_{MAE}), standard deviations (Δ_{STD}), and maximum absolute errors (Δ_{MAX}) of the results, relative to SHCI.

System	State	SR-ADC(2)		SR-ADC(3)		MR-ADC(2)		MR-ADC(2)-X		EOM-CCSD	sc-NEVPT2	SHCI
		Ω	P	Ω	P	Ω	P	Ω	P	Ω	Ω	Ω
HF	4σ	-0.84	1.00	-0.82	0.99	-0.91	1.00	-0.82	0.99	-0.83	-0.88	-0.81
	5σ	-4.97	0.99	-4.88	0.98	-5.05	0.99	-4.87	0.98	-4.93	-4.97	-4.88
F ₂	$3\sigma_u$	0.12	0.91	0.44	0.89	-0.41	0.89	0.19	0.86	0.00	0.28	0.27
	$4\sigma_u$	-4.84	0.97	-4.74	0.96	-5.01	0.95	-4.87	0.94	-4.84	-4.68	-4.74
CO	2π	-1.81	0.97	-1.79	0.95	-2.05	0.97	-1.84	0.94	-1.82	-2.15	-1.79
	6σ	-2.00	0.99	-1.93	0.99	-2.08	1.00	-1.99	0.99	-1.99	-2.12	-1.95
N ₂	$1\pi_g$	-2.63	0.94	-2.55	0.92	-2.75	0.93	-2.53	0.91	-2.66	-2.66	-2.59
	$3\sigma_u$	-2.62	0.99	-2.68	0.99	-2.77	1.00	-2.71	0.99	-2.65	-2.69	-2.63
H ₂ O	$4a_1$	-0.78	0.99	-0.75	0.99	-0.89	0.99	-0.82	0.99	-0.76	-0.95	-0.74
	$2b_2$	-1.51	1.00	-1.50	1.00	-1.57	1.00	-1.54	0.99	-1.50	-1.64	-1.49
CS	3π	-0.05	0.91	-0.44	0.89	0.04	0.85	-0.02	0.86	-0.37	-0.49	-0.40
	8σ	-1.47	0.98	-1.42	0.98	-1.65	0.99	-1.59	0.98	-1.48	-1.52	-1.48
H ₂ CO	$2b_1$	-1.15	0.95	-1.16	0.93	-1.32	0.93	-1.02	0.91	-1.24	-1.60	-1.14
	$6a_1$	-1.63	0.99	-1.76	0.98	-1.84	0.99	-1.72	0.98	-1.68	-1.84	-1.72
C ₂ H ₄	$3b_{3u}$	-1.65	0.99	-1.65	0.99	-1.74	0.99	-1.67	0.99	-1.66	-1.76	-1.66
	$4a_g$	-2.04	0.95	-2.10	0.98	-2.15	0.93	-1.96	0.91	-2.10	-2.25	-2.10
Δ_{MAE}		0.07		0.03		0.20		0.09		0.05		0.14
Δ_{STD}		0.11		0.05		0.21		0.13		0.07		0.13
Δ_{MAX}		0.35		0.18		0.68		0.38		0.27		0.46

Table 2: Vertical attachment energies (Ω , eV) and spectroscopic factors (P) of molecules with stretched geometries. See Section 4 for details of the calculations. Also shown are mean absolute errors (Δ_{MAE}), standard deviations (Δ_{STD}), and maximum absolute errors (Δ_{MAX}) of the results, relative to SHCI.

System	State	SR-ADC(2)		SR-ADC(3)		MR-ADC(2)		MR-ADC(2)-X		EOM-CCSD	sc-NEVPT2	SHCI
		Ω	P	Ω	P	Ω	P	Ω	P	Ω	Ω	Ω
HF	4σ	2.41	0.93	3.17	0.79	1.58	0.79	2.06	0.75	2.09	1.80	2.33
	$3\sigma + 5\sigma$					-1.73	0.21	-1.75	0.40		-1.60	-1.49
	$3\sigma - 5\sigma$	-1.76	0.98	-1.73	0.86	-2.36	0.82	-2.49	0.62	-1.81	-1.78	-2.22
F ₂	$3\sigma_u$	4.06	0.52	8.64	0.98	2.87	0.49	3.58	0.47	3.92	3.57	3.80
	$3\sigma_g$					1.90	0.43	2.66	0.41		3.27	2.90
CO	2π	2.35	0.91	3.36	0.77	1.94	0.56	2.02	0.56	2.96	1.90	1.93
N ₂	$1\pi_g$	-0.65	0.84	13.00	1.88	0.33	0.46	0.41	0.44	0.95	0.03	0.45
H ₂ O	$4a_1$	2.35	0.82	2.67	0.71	1.42	0.69	1.63	0.68	1.33	1.43	1.59
	$2b_2$	1.58	0.82	2.15	0.55	0.80	0.72	1.04	0.69	0.68	0.79	1.03
CS	$3a_1$					0.36	0.12	0.32	0.11		0.56	-0.01
	3π	2.24	0.90	3.96	0.41	2.61	0.41	2.60	0.41	3.00	2.44	2.28
	8σ	2.66	0.91	2.70	0.78	1.69	0.28	1.64	0.29	2.50	1.76	1.47
H ₂ CO	$2b_1$	1.97	0.92	2.35	0.80	1.22	0.46	1.32	0.46	2.29	1.37	1.40
C ₂ H ₄	$1b_{2g}$	0.79	0.80	1.90	0.63	0.14	0.69	0.04	0.69	0.26	-0.23	-0.02
	$1b_{3u}$	0.73	0.73	1.08	0.74	0.16	0.52	0.01	0.51	0.21	-0.31	-0.04
Δ_{MAE}		0.59		2.44		0.34		0.16		0.51		0.27
Δ_{STD}		0.58		3.38		0.43		0.20		0.49		0.33
Δ_{MAX}		1.19		12.55		1.00		0.33		1.04		0.57

5 Results

5.1 Benchmark: Small Molecules

We now analyze performance of EA/IP-MR-ADC(2) and EA/IP-MR-ADC(2)-X by comparing results of these methods with accurate electron affinities (EA's) and ionization potentials (IP's) computed at the full configuration interaction (FCI) limit using the semi-stochastic heat-bath CI algorithm (SHCI). We first consider a set of eight closed-shell molecules (HF, F₂, CO, N₂, H₂O, CS, H₂CO, and C₂H₄) and benchmark the MR-

ADC methods together with the single-reference ADC approximations (EA/IP-SR-ADC(n), $n = 2$ and 3), equation-of-motion coupled cluster theory with single and double excitations (EA/IP-EOM-CCSD), as well as strongly-contracted second-order N-electron valence perturbation theory (sc-NEVPT2).

Table 1 compares results of six approximate methods with SHCI for the first two EA's of small molecules computed at near-equilibrium geometries. For all molecules but F₂ the computed EA's are negative, indicating that electron attachment is endothermic. All single- and multireference meth-

Table 3: Vertical ionization energies (Ω , eV) and spectroscopic factors (P) of molecules with equilibrium geometries. See Section 4 for details of the calculations. Also shown are mean absolute errors (Δ_{MAE}), standard deviations (Δ_{STD}), and maximum absolute errors (Δ_{MAX}) of the results, relative to SHCI.

System	State	SR-ADC(2)		SR-ADC(3)		MR-ADC(2)		MR-ADC(2)-X		EOM-CCSD	sc-NEVPT2	SHCI
		Ω	P	Ω	P	Ω	P	Ω	P	Ω	Ω	Ω
HF	1π	14.41	0.89	16.79	0.93	16.35	0.93	16.27	0.93	15.85	16.41	16.07
	3σ	18.69	0.90	20.65	0.94	20.38	0.94	20.30	0.93	19.88	20.43	20.06
F ₂	$1\pi_g$	13.90	0.87	16.03	0.89	16.55	0.88	16.01	0.88	15.40	15.47	15.64
	$1\pi_u$	17.06	0.84	19.25	0.75	19.86	0.80	18.39	0.77	18.77	18.66	18.83
CO	$3\sigma_g$	20.25	0.89	21.26	0.89	22.08	0.87	21.95	0.86	21.16	20.91	21.15
	5σ	13.78	0.91	13.57	0.90	14.07	0.92	13.84	0.91	13.99	13.46	13.74
	1π	16.24	0.89	17.16	0.90	17.38	0.90	17.22	0.90	16.93	16.71	16.90
	4σ	18.28	0.85	20.46	0.76	20.15	0.85	19.97	0.84	19.67	19.43	19.56
N ₂	$3\sigma_g$	14.79	0.88	15.42	0.91	15.76	0.91	15.54	0.90	15.43	15.24	15.30
	$1\pi_u$	16.98	0.91	16.60	0.92	17.33	0.92	17.17	0.92	17.11	16.76	16.83
	$2\sigma_u$	17.96	0.85	18.79	0.82	19.00	0.83	18.81	0.82	18.71	18.43	18.50
H ₂ O	$1b_1$	11.23	0.89	12.99	0.92	12.74	0.93	12.64	0.92	12.38	12.49	12.53
	$3a_1$	13.53	0.89	15.28	0.92	15.07	0.93	14.99	0.92	14.66	14.81	14.81
	$1b_2$	17.95	0.90	19.34	0.93	19.28	0.94	19.18	0.93	18.89	19.01	18.98
CS	7σ	10.99	0.86	10.99	0.85	11.59	0.85	11.30	0.84	11.36	10.94	11.13
	2π	12.84	0.91	12.67	0.90	13.43	0.91	13.20	0.90	12.94	12.77	12.83
	6σ	16.88	0.85	15.53	0.18	16.83	0.40	16.55	0.36	17.02	15.79	15.88
H ₂ CO	$2b_2$	9.46	0.87	11.11	0.91	11.23	0.92	10.93	0.90	10.62	10.29	10.72
	$1b_1$	13.73	0.88	14.54	0.88	15.14	0.90	14.86	0.89	14.47	14.09	14.48
	$5a_1$	14.62	0.86	16.61	0.90	16.70	0.90	16.39	0.89	15.95	15.68	16.01
	$1b_2$	16.67	0.88	17.04	0.69	17.76	0.88	17.26	0.86	17.21	16.58	16.86
C ₂ H ₄	$1b_{1u}$	10.14	0.91	10.47	0.91	11.01	0.90	10.80	0.89	10.58	10.58	10.58
	$1b_{1g}$	12.79	0.91	13.22	0.91	13.75	0.92	13.45	0.90	13.22	13.09	13.21
	$3a_g$	13.78	0.89	14.34	0.91	14.74	0.89	14.37	0.87	14.31	14.24	14.25
	$1b_{2u}$	16.13	0.87	16.50	0.74	17.10	0.84	16.81	0.83	16.61	16.51	16.45
Δ_{MAE}		0.83		0.30		0.56		0.31		0.17		0.17
Δ_{STD}		0.68		0.32		0.23		0.22		0.28		0.19
Δ_{MAX}		1.78		0.91		1.03		0.80		1.14		0.44

Table 4: Vertical ionization energies (Ω , eV) and spectroscopic factors (P) of molecules with stretched geometries. See Section 4 for details of the calculations. Also shown are mean absolute errors (Δ_{MAE}), standard deviations (Δ_{STD}), and maximum absolute errors (Δ_{MAX}) of the results, relative to SHCI.

System	State	SR-ADC(2)		SR-ADC(3)		MR-ADC(2)		MR-ADC(2)-X		EOM-CCSD	sc-NEVPT2	SHCI
		Ω	P	Ω	P	Ω	P	Ω	P	Ω	Ω	Ω
HF	1π	9.84	0.77	16.15	0.84	13.86	0.60	13.80	0.60	13.67	13.60	13.65
	3σ	13.30	0.84	14.68	0.76	14.98	0.73	14.92	0.72	14.76	14.83	14.84
F ₂	$1\pi_g$	10.63	0.64	17.55	0.88	18.12	0.74	17.46	0.73	16.86	17.03	17.13
	$1\pi_u$	10.66	0.64	17.69	0.89	18.16	0.82	17.52	0.82	16.95	17.18	17.19
N ₂	$3\sigma_g$	15.70	0.63	-2.60	1.69	14.00	0.69	13.65	0.68	14.36	13.10	13.38
	$1\pi_u$	17.50	0.55	-5.24	2.16	14.17	0.51	13.88	0.50	14.77	13.19	13.49
H ₂ O	$1b_1$	6.53	0.71	12.24	0.66	11.31	0.64	11.22	0.64	10.65	10.99	11.07
	$3a_1$	10.49	0.75	12.78	0.67	13.22	0.67	13.14	0.67	12.69	13.00	13.02
	$1b_2$	11.18	0.75	13.01	0.72	13.78	0.71	13.69	0.71	13.26	13.55	13.56
H ₂ CO	$2b_2$	10.65	0.85	8.31	0.21	11.51	0.39	10.96	0.31	9.85	10.10	10.37
	$1b_1$	10.69	0.86	8.35	0.22	11.21	0.48	11.01	0.47	9.66	10.27	10.55
	$5a_1$	10.60	0.91	10.97	0.88	13.16	0.57	12.91	0.57	10.97	12.83	13.16
C ₂ H ₄	$1b_{1u}$	9.37	0.76	6.87	0.83	9.69	0.53	9.18	0.52	9.41	9.15	9.25
	$3a_g$	11.38	0.79	8.74	0.91	11.36	0.73	11.14	0.68	11.17	10.14	10.93
Δ_{MAE}		2.70		3.66		0.50		0.25		0.56		0.19
Δ_{STD}		3.10		6.28		0.36		0.22		0.81		0.21
Δ_{MAX}		6.53		18.73		1.14		0.59		2.18		0.79

ods show a very good agreement with SHCI vertical electron affinities with mean absolute errors (Δ_{MAE}) of ≤ 0.2 eV. Among the multireference approaches, the largest errors are produced by EA-MR-ADC(2) with $\Delta_{\text{MAE}} = 0.20$ eV and a standard deviation (Δ_{STD}) of 0.21 eV. Including the third-order correlation effects in the EA-MR-ADC(2)-X

method reduces Δ_{MAE} by a factor of two ($\Delta_{\text{MAE}} = 0.09$ eV) and significantly lowers the standard deviation ($\Delta_{\text{STD}} = 0.13$ eV). The sc-NEVPT2 method shows intermediate performance between that of EA-MR-ADC(2) and EA-MR-ADC(2)-X with $\Delta_{\text{MAE}} = 0.14$ eV and $\Delta_{\text{STD}} = 0.13$ eV. Table 1 also shows spectroscopic factors (P) com-

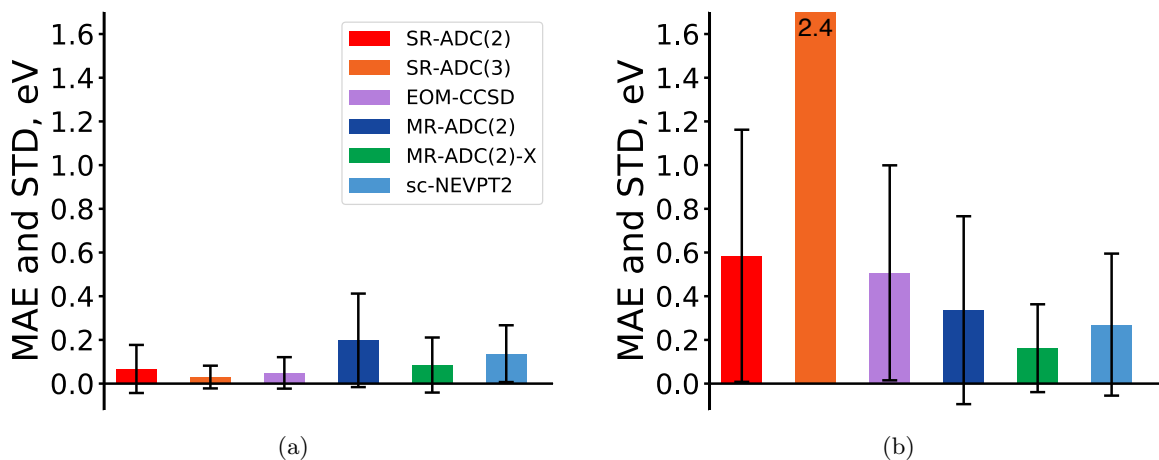


Figure 5: Mean absolute errors (MAE, eV) and standard deviations from the mean signed error (STD, eV) for vertical electron attachment energies of molecules with (a) equilibrium and (b) stretched geometries, relative to SHCI. MAE is represented as a height of each colored bar, while STD is depicted as a radius of the black vertical line. A number on a bar indicates MAE for a bar off the chart. See Tables 1 and 2 for data on individual molecules.

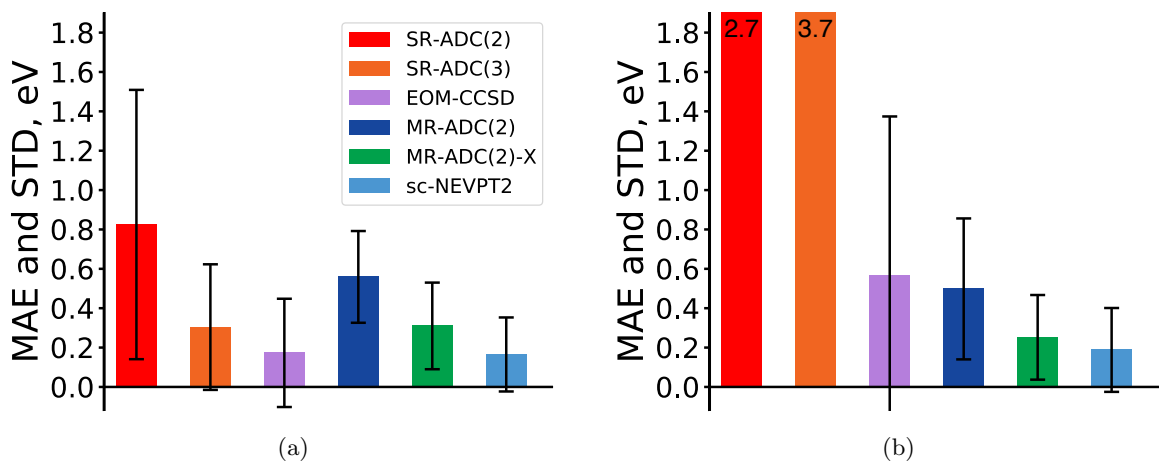


Figure 6: Mean absolute errors (MAE, eV) and standard deviations from the mean signed error (STD, eV) for vertical ionization energies of molecules with (a) equilibrium and (b) stretched geometries, relative to SHCI. MAE is represented as a height of each colored bar, while STD is depicted as a radius of the black vertical line. A number on a bar indicates MAE for a bar off the chart. See Tables 3 and 4 for data on individual molecules.

puted using the SR-ADC and MR-ADC approximations that provide information about the occupancy of virtual states probed by electron attachment. With the exception of just two states ($3\sigma_u$ of F_2 and 3π of CS), the values of spectroscopic factors are greater than 0.9, suggesting that the corresponding virtual states are largely unoccupied in the neutral molecules. For all transitions, the P values computed using EA-MR-ADC(2) and EA-MR-ADC(2)-X are in closer agreement with SR-

ADC(3) than SR-ADC(2).

We now turn our attention to Table 2, which presents EA’s of small molecules computed at stretched geometries where multireference effects become significant. The importance of static correlation at these geometries is demonstrated by the divergence of the SR-ADC perturbation series with more than a four-fold increase of Δ_{MAE} from EA-SR-ADC(2) (0.59 eV) to EA-SR-ADC(3) (2.44 eV) and a ten-fold increase in Δ_{MAE} for EA-EOM-

CCSD (0.51 eV) relative to that for the equilibrium geometries. The best agreement with SHCI is demonstrated by EA-MR-ADC(2)-X ($\Delta_{\text{MAE}} = 0.16$ eV, $\Delta_{\text{STD}} = 0.20$ eV) that significantly improves on the performance of sc-NEVPT2 ($\Delta_{\text{MAE}} = 0.27$ eV, $\Delta_{\text{STD}} = 0.33$ eV) and EA-MR-ADC(2) ($\Delta_{\text{MAE}} = 0.34$ eV, $\Delta_{\text{STD}} = 0.43$ eV). Interestingly, stretching geometries of small molecules significantly depopulates their highest-occupied molecular orbitals (HOMO's), making electron attachment to these orbitals possible. While single-reference methods do not predict electron attachment to HOMO, such transitions are observed in the SHCI, EA-MR-ADC, and sc-NEVPT2 results for HF (3σ), F₂ ($3\sigma_g$), and H₂O ($3a_1$). In particular, for the HF molecule electron attachment to HOMO (3σ) and the second unoccupied virtual orbital (5σ) are energetically nearly-degenerate, which results in strong mixing of the wavefunctions for these two electronic states (denoted as $3\sigma \pm 5\sigma$ in Table 2) as observed in the SHCI calculations. Analysis of contributions to the EA-MR-ADC(2) and EA-MR-ADC(2)-X spectroscopic factors for the HF molecule also reveals the mixed nature of the $3\sigma \pm 5\sigma$ transitions, in a good agreement with the SHCI results.

To assess performance of the MR-ADC methods for ionization energies, we consider results of IP-MR-ADC(2) and IP-MR-ADC(2)-X for molecules at equilibrium and stretched geometries presented in Tables 3 and 4, respectively. As discussed in our previous work,⁴¹ IP-MR-ADC(2) shows intermediate performance between IP-SR-ADC(2) and IP-SR-ADC(3) at equilibrium ($\Delta_{\text{MAE}} = 0.56$ eV and $\Delta_{\text{STD}} = 0.23$ eV), but is much more reliable than SR-ADC at stretched geometries, where it maintains its accuracy ($\Delta_{\text{MAE}} = 0.50$ eV and $\Delta_{\text{STD}} = 0.36$ eV) while results of the single-reference ADC methods drastically deteriorate (Δ_{MAE} and $\Delta_{\text{STD}} > 2$ eV). The extended IP-MR-ADC(2)-X approximation significantly improves on IP-MR-ADC(2) lowering Δ_{MAE} by about a factor of two for both equilibrium and stretched geometries ($\Delta_{\text{MAE}} \sim 0.3$ eV and $\Delta_{\text{STD}} \sim 0.2$ eV). At equilibrium, the accuracy of IP-MR-ADC(2)-X is similar to IP-SR-ADC(3) (Δ_{MAE} and $\Delta_{\text{STD}} \sim 0.3$ eV) and is competitive with that of IP-EOM-CCSD ($\Delta_{\text{MAE}} \sim 0.2$ eV and $\Delta_{\text{STD}} \sim 0.3$ eV) and sc-NEVPT2 (Δ_{MAE} and $\Delta_{\text{STD}} \sim 0.2$ eV). For stretched geometries, performance of IP-MR-ADC(2)-X is quite similar to sc-NEVPT2. Both IP-MR-ADC(2) and IP-MR-ADC(2)-X yield very similar spectroscopic factors

that significantly reduce their values upon stretching, indicating significant depopulation of the corresponding occupied orbitals.

Overall, our results demonstrate a consistent performance of the MR-ADC(2) and MR-ADC(2)-X approximations for electron attachment and ionization energies of small molecules across two sets of molecular geometries, as depicted in Figures 5 and 6. Importantly, incorporating third-order effects in the MR-ADC(2)-X effective Hamiltonian matrix significantly reduces errors in computed EA's and IP's without increasing the overall computational scaling of the method. The accuracy of IP-MR-ADC(2)-X is similar to sc-NEVPT2 for transition energies, but the former method has an added advantage of providing efficient access to spectroscopic factors, which can be used to compute density of states and intensities in photoelectron spectra.

5.2 Carbon Dimer

Next, we apply MR-ADC(2) and MR-ADC(2)-X to calculate low-energy EA's and IP's of the carbon dimer (C₂) at near-equilibrium geometry (1.2425 Å) and compare their results with SR-ADC(3), sc-NEVPT2, and SHCI. We employ the aug-cc-pVDZ basis set in all calculations and the (6e, 10o) active space for the multireference methods. Electronic structure of the neutral C₂ molecule is a well-known challenging multireference problem^{67,73-77} that has a closed-shell $X^1\Sigma_g^+$ ground electronic state $[(2\sigma_u)^2(1\pi_u)^4(3\sigma_g)^0]$ electronic configuration with a significant contribution from $(2\sigma_u)^0(1\pi_u)^4(3\sigma_g)^2$ and several low-lying excited states with different occupations in its frontier $1\pi_u$ and $3\sigma_g$ molecular orbitals. Due to the close proximity of the $2\sigma_u$, $1\pi_u$, and $3\sigma_g$ orbital energies, the photoelectron spectrum of C₂ exhibits several closely-spaced transitions with intense (primary) peaks, originating from attachment/ionization of a single electron in the neutral ground-state $(2\sigma_u)^2(1\pi_u)^4(3\sigma_g)^0$ configuration, and weak (satellite) peaks, which involve a one-electron attachment/ionization and a simultaneous single or double excitation.

Table 5 reports accurate EA's and IP's for primary and satellite transitions in the photoelectron spectrum of C₂ computed using SHCI, along with results from SR-ADC(3), MR-ADC(2), MR-ADC(2)-X, and sc-NEVPT2. Out of five EA transitions reported, only one has a single-excitation

Table 5: Carbon dimer vertical electron attachment (C_2^-) and ionization (C_2^+) energies (Ω , eV) and spectroscopic factors (P) computed using the aug-cc-pVDZ basis set with $r(C-C) = 1.2425$ Å. For MR-ADC and sc-NEVPT2, the CASSCF reference wavefunction was computed using the (6e, 10o) active space. Also shown are mean absolute errors (Δ_{MAE}) and standard deviations (Δ_{STD}) for relative energies of primary (singly-ionized) and satellite states, relative to SHCI.

Molecule	Configuration	State	SR-ADC(3)		MR-ADC(2)		MR-ADC(2)-X		sc-NEVPT2	SHCI
			Ω	P	Ω	P	Ω	P	Ω	Ω
C_2^-	$(2\sigma_u)^2(1\pi_u)^4(3\sigma_g)^1$	$1^2\Sigma_g^+$	3.97	0.8126	3.50	0.7105	3.29	0.7335	2.72	3.03
	$(2\sigma_u)^1(1\pi_u)^4(3\sigma_g)^2$	$1^2\Sigma_u^+$	2.58	0.0259	1.42	0.0882	1.09	0.0921	0.36	0.75
	$(2\sigma_u)^2(1\pi_u)^4(3\sigma_u)^1$	$2^2\Sigma_u^+$	-1.68	0.9242	-2.03	0.9882	-2.01	0.9845	-1.86	-1.69
	$(2\sigma_u)^2(1\pi_u)^4(4\sigma_g)^1$	$2^2\Sigma_g^+$	-2.78	0.8515	-2.76	0.9203	-2.78	0.9249	-2.88	-2.42
	$(2\sigma_u)^2(1\pi_u)^4(1\pi_g)^1$	$1^2\Pi_g$	-2.50	0.9091	-2.30	0.8601	-2.36	0.8842	-2.33	-2.60
C_2^+	$(2\sigma_u)^2(1\pi_u)^3$	$1^2\Pi_u$	11.69	0.9215	12.33	0.8907	12.03	0.8747	12.32	12.34
	$(2\sigma_u)^2(1\pi_u)^2(3\sigma_g)^1$	$1^2\Delta_g$	11.17	0.0002	14.51	0.0003	14.36	0.0003	13.99	13.94
	$(2\sigma_u)^2(1\pi_u)^2(3\sigma_u)^1$	$1^2\Sigma_g^-$	a	a	15.15	0.0000	15.00	0.0000	14.51	14.15
	$(2\sigma_u)^2(1\pi_u)^2(3\sigma_g)^1$	$1^2\Sigma_g^+$	11.43	0.0004	14.82	0.0009	14.67	0.0008	14.25	14.29
	$(2\sigma_u)^1(1\pi_u)^4$	$1^2\Sigma_u^+$	13.95	0.8738	15.33	0.7324	15.06	0.7188	15.34	15.09
	$(2\sigma_u)^2(1\pi_u)^1(3\sigma_g)^2$	$2^2\Pi_u$	a	a	14.91	0.0172	14.71	0.0170	14.56	15.43
Δ_{MAE}^{prim}			0.53		0.28		0.25		0.25	
Δ_{STD}^{prim}			0.71		0.34		0.29		0.30	
Δ_{MAE}^{sat}			2.49		0.66		0.54		0.34	
Δ_{STD}^{sat}			2.68		0.57		0.58		0.47	

^a State is absent in SR-ADC(3).

satellite character [$C_2(X^1\Sigma_g^+) \rightarrow C_2^-(1^2\Sigma_u^+)$], while the remaining four correspond to primary peaks. Among six IP's, two have a primary character ($1^2\Pi_u$, $1^2\Sigma_u^+$), three are singly-excited satellites ($1^2\Delta_g$, $1^2\Sigma_g^-$, $1^2\Sigma_g^+$), and one ($2^2\Pi_u$) corresponds to a satellite peak with a double-excitation character. All satellite transitions can be easily identified in the SR-ADC and MR-ADC computations as charged excitations with small spectroscopic factors ($P < 0.5$).

For the primary EA's and IP's, the best performance is demonstrated by MR-ADC(2)-X and sc-NEVPT2 with mean absolute errors (Δ_{MAE}^{prim}) of 0.25 eV and a standard deviation (Δ_{STD}^{prim}) of 0.3 eV, relative to SHCI. The MR-ADC(2) method shows somewhat larger errors ($\Delta_{MAE}^{prim} = 0.28$ eV, $\Delta_{STD}^{prim} = 0.34$ eV), while SR-ADC(3) exhibits the poorest performance ($\Delta_{MAE}^{prim} = 0.53$ eV, $\Delta_{STD}^{prim} = 0.71$ eV) as expected from the single-reference nature of this approximation. Although MR-ADC(2)-X and sc-NEVPT2 perform similarly on average, the former method shows a much better agreement with SHCI for the C_2 band gap computed as energy spacing between the lowest IP and EA peaks in the photoelectron spectrum, with errors of 0.05 and 0.33 eV for MR-ADC(2)-X and sc-NEVPT2, respectively.

All four methods show significantly larger errors for the satellite transitions. The fact that the states involved in these transitions have challenging electronic structures is demonstrated by the performance of SR-ADC(3), which predicts

only three out of five satellite transitions and yields very large mean absolute and standard deviation errors (Δ_{MAE}^{sat} and $\Delta_{STD}^{sat} > 2$ eV). The MR-ADC(2) method shows a significant improvement over SR-ADC(3) ($\Delta_{MAE}^{sat} = 0.66$ eV and $\Delta_{STD}^{sat} = 0.57$ eV), while MR-ADC(2)-X outperforms MR-ADC(2) with $\Delta_{MAE}^{sat} = 0.54$ eV and $\Delta_{STD}^{sat} = 0.58$ eV. The best agreement with SHCI for the satellite transitions is demonstrated by sc-NEVPT2 with $\Delta_{MAE}^{sat} = 0.34$ eV and $\Delta_{STD}^{sat} = 0.47$ eV. Both MR-ADC(2)-X and sc-NEVPT2 produce an incorrect order of the $1^2\Sigma_g^-$ and $1^2\Sigma_g^+$ electronic states of C_2^+ and large errors in IP for the doubly-excited satellite $2^2\Pi_u$ peak (0.72 and 0.87 eV for MR-ADC(2)-X and sc-NEVPT2, respectively).

5.3 Twisted Ethylene

Finally, we investigate performance of MR-ADC(2) and MR-ADC(2)-X for EA and IP of the ethylene molecule at twisted geometry with a 90.0° dihedral H-C-C-H angle. Twisted ethylene (t - C_2H_4) is a classic example of a system, which lowest-energy singlet electronic state (N^1B_1 , originating from the $(1e)^4(3a_1)^2(2e)^2$ valence electronic configuration) has a wavefunction that is dominated by two equally-important Slater determinants [$(2e_x)^2(2e_y)^0$ and $(2e_x)^0(2e_y)^2$].^{78–82} Since each determinant has a contribution of about 50% to the wavefunction, the natural occupancies of the t - C_2H_4 frontier orbitals $n(2e_x)$ and $n(2e_y) \approx 1$.

Table 6: Twisted ethylene vertical electron attachment ($t\text{-C}_2\text{H}_4^-$) and ionization ($t\text{-C}_2\text{H}_4^+$) energies (Ω , eV) and spectroscopic factors (P). For MR-ADC and sc-NEVPT2, the CASSCF reference wavefunction was computed using the (8e, 12o) active space. Also shown are mean absolute errors (Δ_{MAE}) and standard deviations (Δ_{STD}) in transition energies, relative to SHCI.

Molecule	Configuration	State	SR-ADC(3)		MR-ADC(2)		MR-ADC(2)-X		sc-NEVPT2	SHCI
			Ω	P	Ω	P	Ω	P	Ω	Ω
$t\text{-C}_2\text{H}_4^-$	$(1e)^4(3a_1)^2(2e)^3$	1^2E	0.78	0.71	-0.40	0.44	-0.25	0.44	-0.78	-0.43
	$(1e)^4(3a_1)^2(2e)^2(1a_2)^1$	1^2B_2	-1.55	0.85	-2.00	0.99	-1.94	0.98	-1.91	-1.60
	$(1e)^4(3a_1)^2(2e)^2(4a_1)^1$	1^2B_1	-1.83	0.88	-2.18	0.63	-1.99	0.63	-2.03	-1.99
$t\text{-C}_2\text{H}_4^+$	$(1e)^4(3a_1)^2(2e)^1$	1^2E	7.61	0.87	8.99	0.46	8.78	0.45	8.71	8.88
	$(1e)^4(3a_1)^1(2e)^2$	1^2B_1	14.35	0.89	14.47	0.90	14.13	0.88	14.38	14.29
	$(1e)^3(3a_1)^2(2e)^2$	2^2E	14.57	0.70	15.15	0.91	14.95	0.89	14.93	14.99
Δ_{MAE}			0.53		0.18		0.14		0.17	
Δ_{STD}			0.81		0.23		0.17		0.17	

Table 6 compares results of SR-ADC(3), MR-ADC(2), MR-ADC(2)-X, and sc-NEVPT2 with accurate EA’s and IP’s from SHCI. For the first EA and IP, the best agreement with SHCI is shown by MR-ADC(2) and MR-ADC(2)-X with errors of less than 0.2 and 0.15 eV, respectively. The sc-NEVPT2 method produces a larger error for EA (0.35 eV) and a similar error for IP (0.17 eV). Both MR-ADC(2) and MR-ADC(2)-X correctly describe open-shell nature of the frontier $2e_x$ and $2e_y$ orbitals yielding spectroscopic factors $P \approx 0.5$, which indicates that the corresponding single-particle states are nearly half-occupied. Importance of multireference effects for the first EA and IP of $t\text{-C}_2\text{H}_4$ is demonstrated by the poor performance of SR-ADC(3) that predicts large spectroscopic factors ($P \sim 0.7 - 0.9$) and overestimates EA and IP from SHCI by 1.21 and 1.27 eV, respectively, incorrectly predicting a bound electronic state for $t\text{-C}_2\text{H}_4^-$. Overall, for the three lowest-energy EA’s and IP’s of $t\text{-C}_2\text{H}_4$, the best results are shown by MR-ADC(2)-X ($\Delta_{\text{MAE}} = 0.14$ eV and $\Delta_{\text{STD}} = 0.17$ eV), with sc-NEVPT2 ($\Delta_{\text{MAE}} = 0.17$ eV and $\Delta_{\text{STD}} = 0.17$ eV) and MR-ADC(2) ($\Delta_{\text{MAE}} = 0.18$ eV and $\Delta_{\text{STD}} = 0.23$ eV) showing somewhat larger errors, on average.

6 Conclusions

In this work, we presented a new implementation and benchmark of multireference algebraic diagrammatic construction theory for electron attachment and ionization (EA/IP-MR-ADC). Following our earlier work on the strict second-order IP-MR-ADC approach (IP-MR-ADC(2)),⁴¹ we report the first implementation of the second-order EA-MR-ADC(2) method, as well as the extended EA/IP-MR-ADC(2)-X approximations that partially in-

corporate third-order correlation effects in the calculation of transition energies and properties. Taking advantage of a small approximation for the second-order amplitudes of the effective Hamiltonian, our implementation of both EA/IP-MR-ADC(2) and EA/IP-MR-ADC(2)-X has the same $\mathcal{O}(M^5)$ computational scaling with the basis set size M and a fixed active space as that of the single-reference EA/IP-ADC(2) method. Additionally, by refactoring terms in the equations and constructing efficient intermediates, our EA/IP-MR-ADC(2)-X implementation completely avoids calculating the four-particle reduced density matrices (4-RDMs), offering a lower $\mathcal{O}(N_{\text{det}}N_{\text{act}}^6)$ scaling with the size of the active space (N_{act}) compared to the $\mathcal{O}(N_{\text{det}}N_{\text{act}}^8)$ scaling of conventional implementations of second-order multireference perturbation theories.

We benchmarked performance of EA/IP-MR-ADC(2)-X for a set of eight small molecules at equilibrium and stretched geometries, carbon dimer (C_2), and a twisted ethylene molecule ($t\text{-C}_2\text{H}_4$). To ensure a consistent benchmark, the errors in the EA/IP-MR-ADC(2)-X electron affinities (EA’s) and ionization energies (IP’s) were calculated relative to accurate EA’s and IP’s from semi-stochastic heat-bath configuration interaction (SHCI) extrapolated to the full configuration interaction limit. In all tests, the accuracy of the extended EA/IP-MR-ADC(2)-X approximations was found to be similar to that of strongly-contracted N-electron valence second-order perturbation theory (sc-NEVPT2). In particular, MR-ADC(2)-X outperformed sc-NEVPT2 for EA’s of small molecules, as well as EA’s and IP’s of $t\text{-C}_2\text{H}_4$, while sc-NEVPT2 showed smaller errors for IP’s of small molecules and satellite transitions of C_2 .

Importantly, while sc-NEVPT2 requires sepa-

rate calculations for each electronic state of the neutral and electron-attached/ionized molecules, EA/IP-MR-ADC(2)-X provide a direct access to many EA's and IP's in a single calculation. This, coupled with EA/IP-MR-ADC(2)-X ability to efficiently calculate spectroscopic properties (e.g., spectroscopic factors and density of states), makes EA/IP-MR-ADC(2)-X an attractive alternative to sc-NEVPT2 for calculations of charged excitation energies and photoelectron spectra of multireference systems. To realize the full potential of the EA/IP-MR-ADC(2)-X methods, an efficient implementation of these methods will be developed in our future work. We also plan on extending our current implementation to calculations of open-shell and multireference systems with a large number of active orbitals by combining EA/IP-MR-ADC(2)-X with density matrix renormalization group and selected configuration interaction reference wavefunctions. Finally, developing an implementation of IP-MR-ADC(2)-X for ionizations of core electrons is another avenue that we are planning to explore.

7 Appendix: Avoiding 4-RDM in pc-NEVPT2 and MR-ADC(2) Amplitude Equations

Solving the partially-contracted NEVPT2 (pc-NEVPT2)^{15–17} and MR-ADC(2)^{1,41} equations for the semi-internal double-excitation amplitudes $t_{ix}^{yz(1)}$ and $t_{xy}^{az(1)}$ requires computation of the zeroth-order Hamiltonian matrix elements of the form

$$K_{xyz,uvw}^{[+1']} = \langle \Psi_0 | a_{yz}^x [H^{(0)}, a_u^{vw}] | \Psi_0 \rangle \quad (38)$$

$$K_{xyz,uvw}^{[-1']} = \langle \Psi_0 | a_z^{xy} [H^{(0)}, a_{uv}^w] | \Psi_0 \rangle \quad (39)$$

where $a_r^{pq} \equiv a_p^\dagger a_q^\dagger a_r$ and $a_{qr}^p \equiv a_p^\dagger a_r a_q$. Formally, Eqs. (38) and (39) depend on the four-particle reduced matrix (4-RDM) of the reference wavefunction $|\Psi_0\rangle$, which has a high $\mathcal{O}(N_{\text{det}} N_{\text{act}}^8)$ computational scaling with the number of active orbitals N_{act} and becomes prohibitively expensive for large active spaces (with $N_{\text{act}} \geq 18$). A number of techniques have been proposed for evaluating contributions of the $t_{ix}^{yz(1)}$ and $t_{xy}^{az(1)}$ amplitudes without computing 4-RDM in strongly-contracted and uncontracted NEVPT2.^{21,23,83–86} Here, we demonstrate that the matrix elements $K_{xyz,uvw}^{[+1']}$ and $K_{xyz,uvw}^{[-1']}$ (and, thus, the correspond-

ing amplitudes $t_{ix}^{yz(1)}$ and $t_{xy}^{az(1)}$) in pc-NEVPT2 and MR-ADC(2) can be evaluated without computing 4-RDM and introducing any approximations, with a lower scaling. As an example, we consider the terms in Eq. (38) that depend on 4-RDM

$$\begin{aligned} K_{xyz,uvw}^{[+1']} &\Leftarrow \frac{1}{2} \sum_{x'y'z'} v_{vx'}^{y'z'} \langle \Psi_0 | a_w^\dagger a_x^\dagger a_{y'}^\dagger a_{z'}^\dagger a_u a_y a_z a_{x'} | \Psi_0 \rangle \\ &\quad - \frac{1}{2} \sum_{x'y'z'} v_{wx'}^{y'z'} \langle \Psi_0 | a_v^\dagger a_x^\dagger a_{y'}^\dagger a_{z'}^\dagger a_u a_y a_z a_{x'} | \Psi_0 \rangle \\ &\quad - \frac{1}{2} \sum_{x'y'z'} v_{x'y'}^{uz'} \langle \Psi_0 | a_v^\dagger a_w^\dagger a_x^\dagger a_{z'}^\dagger a_y a_z a_{x'} a_{y'} | \Psi_0 \rangle \end{aligned} \quad (40)$$

where we omitted contributions of lower-rank RDMs for clarity. Reordering creation and annihilation operators such that the operators with summation labels go first,^{1,23,84} the first term of Eq. (40) can be rewritten as

$$\begin{aligned} &\frac{1}{2} \sum_{x'y'z'} v_{vx'}^{y'z'} \langle \Psi_0 | a_w^\dagger a_x^\dagger a_{y'}^\dagger a_{z'}^\dagger a_u a_y a_z a_{x'} | \Psi_0 \rangle \\ &= -\frac{1}{2} \langle v^v | a_w^\dagger a_x^\dagger a_u a_y a_z | \Psi_0 \rangle \\ &+ \frac{1}{2} \sum_{y'z'} v_{vw}^{y'z'} \langle \Psi_0 | a_y^\dagger a_{z'}^\dagger a_x^\dagger a_u a_y a_z | \Psi_0 \rangle \\ &- \frac{1}{2} \sum_{y'z'} v_{vx}^{y'z'} \langle \Psi_0 | a_y^\dagger a_{z'}^\dagger a_w^\dagger a_u a_y a_z | \Psi_0 \rangle \end{aligned} \quad (41)$$

where we defined intermediate states

$$|v^v\rangle = \sum_{x'y'z'} v_{y'z'}^{vx'} a_x^\dagger a_{z'}^\dagger a_{y'} | \Psi_0 \rangle \quad (42)$$

Eq. (41) demonstrates that the first 4-RDM contribution to Eq. (40) can be evaluated without explicitly computing and storing 4-RDM. By precomputing the intermediate states $|v^v\rangle$ with $\mathcal{O}(N_{\text{det}} N_{\text{act}}^4)$ active-space scaling, the cost of computing the 4-RDM contribution in Eq. (41) is lowered from $\mathcal{O}(N_{\text{det}} N_{\text{act}}^8)$ to $\mathcal{O}(N_{\text{det}} N_{\text{act}}^6)$, which is equivalent to the cost of computing 3-RDM. (Note that the last two terms in Eq. (41) have $\mathcal{O}(N_{\text{act}}^8)$ scaling, which is significantly lower than $\mathcal{O}(N_{\text{det}} N_{\text{act}}^6)$.) The remaining 4-RDM contributions in $K_{xyz,uvw}^{[+1']}$ and $K_{xyz,uvw}^{[-1']}$ can be evaluated in a similar way without computing and storing 4-RDM. Importantly, all of these contributions can be expressed in terms of a single set of intermediate states $|v^v\rangle$ defined in Eq. (42), which can be computed at the

beginning of the calculation and reused for efficient evaluation of $K_{xyz,uvw}^{[+1']}$ and $K_{xyz,uvw}^{[-1']}$. We note that the factorization described here has also been used in the efficient implementation of internally-contracted multireference configuration interaction theory.^{87,88}

Acknowledgement

This work was supported by start-up funds provided by the Ohio State University. Computations were performed at the Ohio Supercomputer Center under the project PAS1583.⁸⁹

Supporting Information Available

The following files are available free of charge. Comparison of MR-ADC(2) and MR-ADC(2)-X results with exact and approximate second-order amplitudes. Equations of the EA/IP-MR-ADC(2) and EA/IP-MR-ADC(2)-X methods for the **M**, **T**, and **S** matrix elements. Optimized geometry of the twisted ethylene molecule.

References

- (1) Sokolov, A. Y. Multi-reference algebraic diagrammatic construction theory for excited states: General formulation and first-order implementation. *J. Chem. Phys.* **2018**, *149*, 204113.
- (2) Schirmer, J. Beyond the random-phase approximation: A new approximation scheme for the polarization propagator. *Phys. Rev. A* **1982**, *26*, 2395–2416.
- (3) Schirmer, J.; Cederbaum, L. S.; Walter, O. New approach to the one-particle Green’s function for finite Fermi systems. *Phys. Rev. A* **1983**, *28*, 1237–1259.
- (4) Schirmer, J. Closed-form intermediate representations of many-body propagators and resolvent matrices. *Phys. Rev. A* **1991**, *43*, 4647.
- (5) Mertins, F.; Schirmer, J. Algebraic propagator approaches and intermediate-state representations. I. The biorthogonal and unitary coupled-cluster methods. *Phys. Rev. A* **1996**, *53*, 2140–2152.
- (6) Schirmer, J.; Trofimov, A. B. Intermediate state representation approach to physical properties of electronically excited molecules. *J. Chem. Phys.* **2004**, *120*, 11449–11464.
- (7) Dreuw, A.; Wormit, M. The algebraic diagrammatic construction scheme for the polarization propagator for the calculation of excited states. *WIREs Comput. Mol. Sci.* **2014**, *5*, 82–95.
- (8) Banerjee, S.; Sokolov, A. Y. Third-order algebraic diagrammatic construction theory for electron attachment and ionization energies: Conventional and Green’s function implementation. *J. Chem. Phys.* **2019**, *151*, 224112.
- (9) Wolinski, K.; Sellers, H. L.; Pulay, P. Consistent generalization of the Møller-Plesset partitioning to open-shell and multiconfigurational SCF reference states in many-body perturbation theory. *Chem. Phys. Lett.* **1987**, *140*, 225–231.
- (10) Hirao, K. Multireference Møller–Plesset method. *Chem. Phys. Lett.* **1992**, *190*, 374–380.
- (11) Werner, H.-J. Third-order multireference perturbation theory. The CASPT3 method. *Mol. Phys.* **1996**, *89*, 645–661.
- (12) Finley, J. P.; Malmqvist, P. Å.; Roos, B. O.; Serrano-Andrés, L. The multi-state CASPT2 method. *Chem. Phys. Lett.* **1998**, *288*, 299–306.
- (13) Andersson, K.; Malmqvist, P. Å.; Roos, B. O.; Sadlej, A. J.; Wolinski, K. Second-order perturbation theory with a CASSCF reference function. *J. Phys. Chem.* **1990**, *94*, 5483–5488.
- (14) Andersson, K.; Malmqvist, P. Å.; Roos, B. O. Second-order perturbation theory with a complete active space self-consistent field reference function. *J. Chem. Phys.* **1992**, *96*, 1218–1226.
- (15) Angeli, C.; Cimiraglia, R.; Evangelisti, S.; Leininger, T.; Malrieu, J.-P. P. Introduction of n-electron valence states for multireference perturbation theory. *J. Chem. Phys.* **2001**, *114*, 10252–10264.

- (16) Angeli, C.; Cimiraglia, R.; Malrieu, J.-P. P. N-electron valence state perturbation theory: a fast implementation of the strongly contracted variant. *Chem. Phys. Lett.* **2001**, *350*, 297–305.
- (17) Angeli, C.; Borini, S.; Cestari, M.; Cimiraglia, R. A quasidegenerate formulation of the second order n-electron valence state perturbation theory approach. *J. Chem. Phys.* **2004**, *121*, 4043–4049.
- (18) Kurashige, Y.; Yanai, T. Second-order perturbation theory with a density matrix renormalization group self-consistent field reference function: Theory and application to the study of chromium dimer. *J. Chem. Phys.* **2011**, *135*, 094104.
- (19) Kurashige, Y.; Chalupský, J.; Lan, T. N.; Yanai, T. Complete active space second-order perturbation theory with cumulant approximation for extended active-space wavefunction from density matrix renormalization group. *J. Chem. Phys.* **2014**, *141*, 174111.
- (20) Guo, S.; Watson, M. A.; Hu, W.; Sun, Q.; Chan, G. K.-L. N-Electron Valence State Perturbation Theory Based on a Density Matrix Renormalization Group Reference Function, with Applications to the Chromium Dimer and a Trimer Model of Poly(p-Phenylenevinylene). *J. Chem. Theory Comput.* **2016**, *12*, 1583–1591.
- (21) Sharma, S.; Knizia, G.; Guo, S.; Alavi, A. Combining Internally Contracted States and Matrix Product States To Perform Multireference Perturbation Theory. *J. Chem. Theory Comput.* **2017**, *13*, 488–498.
- (22) Yanai, T.; Saitow, M.; Xiong, X.-G.; Chalupský, J.; Kurashige, Y.; Guo, S.; Sharma, S. Multistate Complete-Active-Space Second-Order Perturbation Theory Based on Density Matrix Renormalization Group Reference States. *J. Chem. Theory Comput.* **2017**, *13*, 4829–4840.
- (23) Sokolov, A. Y.; Guo, S.; Ronca, E.; Chan, G. K.-L. Time-dependent N-electron valence perturbation theory with matrix product state reference wavefunctions for large active spaces and basis sets: Applications to the chromium dimer and all-trans polyenes. *J. Chem. Phys.* **2017**, *146*, 244102.
- (24) Banerjee, A.; Shepard, R.; Simons, J. One-particle Green’s function with multiconfiguration reference states. *Int. J. Quantum Chem.* **1978**, *14*, 389–404.
- (25) Yeager, D. L.; Jørgensen, P. A multiconfigurational time-dependent Hartree-Fock approach. *Chem. Phys. Lett.* **1979**, *65*, 77–80.
- (26) Dalgaard, E. Time-dependent multiconfigurational Hartree-Fock theory. *J. Chem. Phys.* **1980**, *72*, 816–823.
- (27) Yeager, D. L.; Olsen, J.; Jørgensen, P. Generalizations of the multiconfigurational time-dependent Hartree-Fock approach. *Faraday Symp. Chem. Soc.* **1984**, *19*, 85–95.
- (28) Graham, R. L.; Yeager, D. L. The multiconfigurational particle-particle propagator method for directly determining vertical double ionization potentials and double electron affinities. *J. Chem. Phys.* **1991**, *94*, 2884–2893.
- (29) Yeager, D. L. *Applied Many-Body Methods in Spectroscopy and Electronic Structure*; Springer, Boston, MA: Boston, MA, 1992; pp 133–161.
- (30) Nichols, J. A.; Yeager, D. L.; Jørgensen, P. Multiconfigurational electron propagator (MCEP) ionization potentials for general open shell systems. *J. Chem. Phys.* **1984**, *80*, 293–314.
- (31) Khrustov, V. F.; Kostychev, D. E. Multiconfigurational Green’s function approach with quasidegenerate perturbation theory. *Int. J. Quantum Chem.* **2002**, *88*, 507–518.
- (32) Helmich-Paris, B. CASSCF linear response calculations for large open-shell molecules. *J. Chem. Phys.* **2019**, *150*, 174121.
- (33) Chattopadhyay, S.; Mahapatra, U. S.; Mukherjee, D. Development of a linear response theory based on a state-specific multireference coupled cluster formalism. *J. Chem. Phys.* **2000**, *112*, 7939–7952.

- (34) Chattopadhyay, S.; Mukhopadhyay, D. Applications of linear response theories to compute the low-lying potential energy surfaces: state-specific MRCEPA-based approach. *J. Phys. B: At. Mol. Opt. Phys.* **2007**, *40*, 1787–1799.
- (35) Jagau, T.-C.; Gauss, J. Linear-response theory for Mukherjee’s multireference coupled-cluster method: Excitation energies. *J. Chem. Phys.* **2012**, *137*, 044116.
- (36) Samanta, P. K.; Mukherjee, D.; Hanauer, M.; Köhn, A. Excited states with internally contracted multireference coupled-cluster linear response theory. *J. Chem. Phys.* **2014**, *140*, 134108.
- (37) Köhn, A.; Bargholz, A. The second-order approximate internally contracted multireference coupled-cluster singles and doubles method icMRCC2. *J. Chem. Phys.* **2019**, *151*, 041106.
- (38) Datta, D.; Nooijen, M. Multireference equation-of-motion coupled cluster theory. *J. Chem. Phys.* **2012**, *137*, 204107.
- (39) Nooijen, M.; Demel, O.; Datta, D.; Kong, L.; Shamasundar, K. R.; Lotrich, V.; Huntington, L. M.; Neese, F. Communication: Multireference equation of motion coupled cluster: A transform and diagonalize approach to electronic structure. *J. Chem. Phys.* **2014**, *140*, 081102.
- (40) Huntington, L. M. J.; Nooijen, M. Application of multireference equation of motion coupled-cluster theory to transition metal complexes and an orbital selection scheme for the efficient calculation of excitation energies. *J. Chem. Phys.* **2015**, *142*, 194111.
- (41) Chatterjee, K.; Sokolov, A. Y. Second-Order Multireference Algebraic Diagrammatic Construction Theory for Photoelectron Spectra of Strongly Correlated Systems. *J. Chem. Theory Comput.* **2019**, *15*, 5908–5924.
- (42) Mukherjee, D.; Kutzelnigg, W. *Many-Body Methods in Quantum Chemistry*; Springer, Berlin, Heidelberg: Berlin, Heidelberg, 1989; pp 257–274.
- (43) Fetter, A. L.; Walecka, J. D. *Quantum theory of many-particle systems*; Dover Publications, 2003.
- (44) Dickhoff, W. H.; Van Neck, D. *Many-body theory exposed!: propagator description of quantum mechanics in many-body systems*; World Scientific Publishing Co., 2005.
- (45) Goscinski, O.; Weiner, B. The Role of Algebraic Formulations of Approximate Green’s Functions for Systems With a Finite Number of Electrons. *Phys. Scr.* **1980**, *21*, 385–393.
- (46) Nooijen, M.; Snijders, J. G. Coupled cluster approach to the single-particle Green’s function. *Int. J. Quantum Chem.* **1992**, *44*, 55–83.
- (47) Kowalski, K.; Bhaskaran-Nair, K.; Shelton, W. A. Coupled-cluster representation of Green function employing modified spectral resolutions of similarity transformed Hamiltonians. *J. Chem. Phys.* **2014**, *141*, 094102.
- (48) Schirmer, J.; Trofimov, A. B.; Stelter, G. A non-Dyson third-order approximation scheme for the electron propagator. *J. Chem. Phys.* **1998**, *109*, 4734.
- (49) Trofimov, A. B.; Schirmer, J. Molecular ionization energies and ground- and ionic-state properties using a non-Dyson electron propagator approach. *J. Chem. Phys.* **2005**, *123*, 144115.
- (50) Cederbaum, L. S. One-body Green’s function for atoms and molecules: theory and application. *J. Phys. B: At. Mol. Phys.* **1974**, *8*, 290–303.
- (51) Von Niessen, W.; Schirmer, J.; Cederbaum, L. S. Computational methods for the one-particle Green’s function. *Computer Physics Reports* **1984**, *1*, 57–125.
- (52) Ortiz, J. V. Electron propagator theory: an approach to prediction and interpretation in quantum chemistry. *WIREs Comput. Mol. Sci.* **2012**, *3*, 123–142.
- (53) Kirtman, B. Simultaneous calculation of several interacting electronic states by generalized Van Vleck perturbation theory. *J. Chem. Phys.* **1981**, *75*, 798–808.

- (54) Hoffmann, M. R. R.; Simons, J. A unitary multiconfigurational coupled-cluster method: Theory and applications. *J. Chem. Phys.* **1988**, *88*, 993.
- (55) Yanai, T.; Chan, G. K.-L. Canonical transformation theory for multireference problems. *J. Chem. Phys.* **2006**, *124*, 194106.
- (56) Chen, Z.; Hoffmann, M. R. R. Orbitally invariant internally contracted multireference unitary coupled cluster theory and its perturbative approximation: Theory and test calculations of second order approximation. *J. Chem. Phys.* **2012**, *137*, 014108.
- (57) Li, C.; Evangelista, F. A. Multireference Driven Similarity Renormalization Group: A Second-Order Perturbative Analysis. *J. Chem. Theory Comput.* **2015**, *11*, 2097–2108.
- (58) Dyall, K. G. The choice of a zeroth-order Hamiltonian for second-order perturbation theory with a complete active space self-consistent-field reference function. *J. Chem. Phys.* **1995**, *102*, 4909–4918.
- (59) Trofimov, A. B.; Schirmer, J. An efficient polarization propagator approach to valence electron excitation spectra. *J. Phys. B: At. Mol. Opt. Phys.* **1995**, *28*, 2299–2324.
- (60) Hanauer, M.; Köhn, A. Communication: Restoring full size extensivity in internally contracted multireference coupled cluster theory. *J. Chem. Phys.* **2012**, *137*, 131103.
- (61) Neuscamman, E.; Yanai, T.; Chan, G. K.-L. Quadratic canonical transformation theory and higher order density matrices. *J. Chem. Phys.* **2009**, *130*, 124102.
- (62) Davidson, E. R. The iterative calculation of a few of the lowest eigenvalues and corresponding eigenvectors of large real-symmetric matrices. *J. Comput. Phys.* **1975**, *17*, 87.
- (63) Liu, B. *The Simultaneous Expansion Method for the Iterative Solution of Several of the Lowest-Lying Eigenvalues and Corresponding Eigenvectors of Large Real-Symmetric Matrices*; 1978.
- (64) Sun, Q.; Zhang, X.; Banerjee, S.; Bao, P.; Barbry, M.; Blunt, N. S.; Bogdanov, N. A.; Booth, G. H.; Chen, J.; Cui, Z.-H.; Eriksen, J. J.; Gao, Y.; Guo, S.; Hermann, J.; Hermes, M. R.; Koh, K.; Koval, P.; Lehtola, S.; Li, Z.; Liu, J.; Mardirossian, N.; McClain, J. D.; Motta, M.; Mussard, B.; Pham, H. Q.; Pulkin, A.; Purwanto, W.; Robinson, P. J.; Ronca, E.; Sayfutyarova, E. R.; Scheurer, M.; Schurkus, H. F.; Smith, J. E. T.; Sun, C.; Sun, S.-N.; Upadhyay, S.; Wagner, L. K.; Wang, X.; White, A. F.; Whitfield, J. D.; Williamson, M. J.; Wouters, S.; Yang, J.; Yu, J. M.; Zhu, T.; Berkelbach, T. C.; Sharma, S.; Sokolov, A. Y.; Chan, G. K.-L. Recent developments in the PySCF program package. *J. Chem. Phys.* **2020**, *153*, 024109.
- (65) Holmes, A. A.; Tubman, N. M.; Umrigar, C. J. Heat-Bath Configuration Interaction: An Efficient Selected Configuration Interaction Algorithm Inspired by Heat-Bath Sampling. *J. Chem. Theory Comput.* **2016**, *12*, 3674–3680.
- (66) Sharma, S.; Holmes, A. A.; Jeanmairet, G.; Alavi, A.; Umrigar, C. J. Semistochastic Heat-Bath Configuration Interaction Method: Selected Configuration Interaction with Semistochastic Perturbation Theory. *J. Chem. Theory Comput.* **2017**, *13*, 1595–1604.
- (67) Holmes, A. A.; Umrigar, C. J.; Sharma, S. Excited states using semistochastic heat-bath configuration interaction. *J. Chem. Phys.* **2017**, *147*, 164111.
- (68) Sinha, D.; Mukhopadhyay, S. K.; Chaudhuri, R.; Mukherjee, D. The eigenvalue-independent partitioning technique in Fock space: An alternative route to open-shell coupled-cluster theory for incomplete model spaces. *Chem. Phys. Lett.* **1989**, *154*, 544–549.
- (69) Mukhopadhyay, D.; Mukhopadhyay, S.; Chaudhuri, R.; Mukherjee, D. Aspects of separability in the coupled cluster based direct methods for energy differences. *Theoret. Chim. Acta* **1991**, *80*, 441–467.
- (70) Shao, Y.; Gan, Z.; Epifanovsky, E.; Gilbert, A. T. B.; Wormit, M.; Kuss-

- mann, J.; Lange, A. W.; Behn, A.; Deng, J.; Feng, X.; Ghosh, D.; Goldey, M.; Horn, P. R.; Jacobson, L. D.; Kaliman, I.; Khaliullin, R. Z.; Kuš, T.; Landau, A.; Liu, J.; Proynov, E. I.; Rhee, Y. M.; Richard, R. M.; Rohrdanz, M. A.; Steele, R. P.; Sundstrom, E. J.; Woodcock III, H. L.; Zimmerman, P. M.; Zuev, D.; Albrecht, B.; Alguire, E.; Austin, B.; Beran, G. J. O.; Bernard, Y. A.; Berquist, E.; Brandhorst, K.; Bravaya, K. B.; Brown, S. T.; Casanova, D.; Chang, C.-M.; Chen, Y.; Chien, S. H.; Closser, K. D.; Crittenden, D. L.; Diedenhofen, M.; Distasio JR., R. A.; Do, H.; Dutoi, A. D.; Edgar, R. G.; Fatehi, S.; Fusti-Molnar, L.; Ghysels, A.; Golubeva-Zadorozhnaya, A.; Gomes, J.; Hanson-Heine, M. W. D.; Harbach, P. H. P.; Hauser, A. W.; Hohenstein, E. G.; Holden, Z. C.; Jagau, T.-C.; Ji, H.; Kaduk, B.; Khistyayev, K.; Kim, J.; Kim, J.; King, R. A.; Klunzinger, P.; Kosenkov, D.; Kowalczyk, T.; Krauter, C. M.; Lao, K. U.; Laurent, A. D.; Lawler, K. V.; Levchenko, S. V.; Lin, C. Y.; Liu, F.; Livshits, E.; Lochan, R. C.; Luenser, A.; Manohar, P.; Manzer, S. F.; Mao, S.-P.; Mardirossian, N.; Marenich, A. V.; Maurer, S. A.; Mayhall, N. J.; Neuscamman, E.; Oana, C. M.; Olivares-Amaya, R.; O'Neill, D. P.; Parkhill, J. A.; Perrine, T. M.; Peverati, R.; Prociuk, A.; Rehn, D. R.; Rosta, E.; Russ, N. J.; Sharada, S. M.; Sharma, S.; Small, D. W.; Sodt, A.; Stein, T.; Stück, D.; Su, Y.-C.; Thom, A. J. W.; Tsuchimochi, T.; Vanovschi, V.; Vogt, L.; Vydrov, O.; Wang, T.; Watson, M. A.; Wenzel, J.; White, A. F.; Williams, C. F.; Yang, J.; Yeganeh, S.; Yost, S. R.; You, Z.-Q.; Zhang, I. Y.; Zhang, X.; Zhao, Y.; Brooks, B. R.; Chan, G. K.-L.; Chipman, D. M.; Cramer, C. J.; Goddard III, W. A.; Gordon, M. S.; Hehre, W. J.; Klamt, A.; Schaefer, H. F.; Schmidt, M. W.; Sherrill, C. D.; Truhlar, D. G.; Warshel, A.; Xu, X.; Aspuru-Guzik, A.; Baer, R.; Bell, A. T.; Besley, N. A.; Chai, J.-D.; Dreuw, A.; Dunietz, B. D.; Furlani, T. R.; Gwaltney, S. R.; Hsu, C.-P.; Jung, Y.; Kong, J.; Lambrecht, D. S.; Liang, W.; Ochsenfeld, C.; Rassolov, V. A.; Slipchenko, L. V.; Subotnik, J. E.; Van Voorhis, T.; Herbert, J. M.; Krylov, A. I.; Gill, P. M. W.; Head-Gordon, M. Advances in molecular quantum chemistry contained in the Q-Chem 4 program package. *Mol. Phys.* **2014**, *113*, 184–215.
- (71) Mullinax, J. W.; Sokolov, A. Y.; Schaefer, H. F. Can Density Cumulant Functional Theory Describe Static Correlation Effects? *J. Chem. Theory Comput.* **2015**, *11*, 2487–2495.
- (72) Kendall, R. A.; Dunning Jr, T. H.; Harrison, R. J. Electron affinities of the first-row atoms revisited. Systematic basis sets and wave functions. *J. Chem. Phys.* **1992**, *96*, 6796–6806.
- (73) Roos, B. O. The Complete Active Space Self-Consistent Field Method and its Applications in Electronic Structure Calculations. *Adv. Chem. Phys.* **1987**, *69*, 399–445.
- (74) Bauschlicher Jr, C. W.; Langhoff, S. R. Ab initio calculations on C₂, Si₂, and SiC. *J. Chem. Phys.* **1987**, *87*, 2919.
- (75) Watts, J. D.; Bartlett, R. J. Coupled-cluster calculations on the C₂ molecule and the C₂⁺ and C₂⁻ molecular ions. *J. Chem. Phys.* **1998**, *96*, 6073–6084.
- (76) Abrams, M. L.; Sherrill, C. D. Full configuration interaction potential energy curves for the X¹Σ_g⁺, B¹Δ_g, and B'¹Σ_g⁺ states of C₂: A challenge for approximate methods. *J. Chem. Phys.* **2004**, *121*, 9211.
- (77) Wouters, S.; Poelmans, W.; Ayers, P. W.; Van Neck, D. CheMPS2: A free open-source spin-adapted implementation of the density matrix renormalization group for ab initio quantum chemistry. *Comput. Phys. Commun.* **2014**, *185*, 1501–1514.
- (78) Merer, A. J.; Mulliken, R. S. Ultraviolet spectra and excited states of ethylene and its alkyl derivatives. *Chem. Rev.* **1969**, *69*, 639–656.
- (79) Brooks, B. R.; Schaefer, H. F. Sudden polarization: pyramidalization of twisted ethylene. *J. Am. Chem. Soc.* **1979**, *101*, 307–311.
- (80) Ben-Nun, M.; Martínez, T. J. Photodynamics of ethylene: Ab initio studies of conical intersections. *Chem. Phys.* **2000**, *259*, 237–248.

- (81) Krylov, A. I. Size-consistent wave functions for bond-breaking: the equation-of-motion spin-flip model. *Chem. Phys. Lett.* **2001**, *338*, 375–384.
- (82) Barbatti, M.; Paier, J.; Lischka, H. Photochemistry of ethylene: A multireference configuration interaction investigation of the excited-state energy surfaces. *J. Chem. Phys.* **2004**, *121*, 11614.
- (83) Sharma, S.; Chan, G. K.-L. Communication: A flexible multi-reference perturbation theory by minimizing the Hylleraas functional with matrix product states. *J. Chem. Phys.* **2014**, *141*, 111101.
- (84) Sokolov, A. Y.; Chan, G. K.-L. A time-dependent formulation of multi-reference perturbation theory. *J. Chem. Phys.* **2016**, *144*, 064102.
- (85) Roemelt, M.; Guo, S.; Chan, G. K.-L. A projected approximation to strongly contracted N-electron valence perturbation theory for DMRG wavefunctions. *J. Chem. Phys.* **2016**, *144*, 204113.
- (86) Mahajan, A.; Blunt, N. S.; Sabzevari, I.; Sharma, S. Multireference configuration interaction and perturbation theory without reduced density matrices. *J. Chem. Phys.* **2019**, *151*, 211102.
- (87) Werner, H.-J. Matrix-formulated direct multiconfiguration self-consistent field and multiconfiguration reference configuration-interaction methods. *Adv. Chem. Phys.* **1987**, *69*, 1–62.
- (88) Werner, H.-J.; Knowles, P. J. An efficient internally contracted multiconfiguration-reference configuration interaction method. *J. Chem. Phys.* **1988**, *89*, 5803–5814.
- (89) *Ohio Supercomputer Center*; 1987.

Graphical TOC Entry

