

Positive Semidefinite Matrix Factorization: A Connection with Phase Retrieval and Affine Rank Minimization

Dana Lahat, Yanbin Lang, Vincent Y. F. Tan, Cédric Févotte

Abstract—Positive semidefinite matrix factorization (PSDMF) expresses each entry of a nonnegative matrix as the inner product of two positive semidefinite (psd) matrices. When all these psd matrices are constrained to be diagonal, this model is equivalent to nonnegative matrix factorization. Applications include combinatorial optimization, quantum-based statistical models, and recommender systems, among others. However, despite the increasing interest in PSDMF, only a few PSDMF algorithms were proposed in the literature. In this paper, we show that PSDMF algorithms can be designed based on phase retrieval (PR) and affine rank minimization (ARM) algorithms. This procedure allows a significant shortcut in designing new PSDMF algorithms, as it allows to leverage some of the useful numerical properties of existing PR and ARM methods to the PSDMF framework. Motivated by this idea, we introduce a new family of PSDMF algorithms based on singular value projection (SVP) and iterative hard thresholding (IHT). This family subsumes previously-proposed projected gradient PSDMF methods; additionally, we show a new connection between SVP-based methods and majorization-minimization. Numerical experiments show that our proposed methods outperform state-of-the-art coordinate descent algorithms in terms of convergence speed and computational complexity, in certain scenarios. In certain cases, our proposed normalized-IHT-based method is the only algorithm able to find a solution. These results support our claim that the PSDMF framework can inherit desired numerical properties from PR and ARM algorithms, leading to more efficient PSDMF algorithms, and motivate further study of the links between these models.

Index Terms—Positive semidefinite matrix factorization, phase retrieval, affine rank minimization, nonnegative matrix factorizations, iterative hard thresholding, singular value projection, low-rank approximations, low-rank matrix recovery.

I. INTRODUCTION

MATRIX factorization is a basic tool in numerous fields such as machine learning, engineering, and optimization. In this paper, we address positive semidefinite matrix factorization (PSDMF) [1], [2], a recently-proposed type of factorization of nonnegative matrices. PSDMF expresses the (i, j) th entry x_{ij} of a nonnegative matrix $\mathbf{X} \in \mathbb{R}^{I \times J}$ as an

Most of D. Lahat’s work was carried out when she was with IRIT, Université de Toulouse, CNRS, Toulouse, France (email: Dana.Lahat@irit.fr). C. Févotte is with IRIT, Université de Toulouse, CNRS, Toulouse, France (email: Cedric.Fevotte@irit.fr). Y. Lang and V. Y. F. Tan are with the Department of Electrical and Computer Engineering and the Department of Mathematics, National University of Singapore, Singapore 119077 (emails: e0004795@u.nus.edu, vtan@nus.edu.sg).

This work has received funding from the European Research Council (ERC) under the European Union’s Horizon 2020 research and innovation programme under grant agreement No. 681839 (project FACTORY) and a Singapore National Research Foundation Fellowship (R-263-000-D02-281).

inner product of two $K \times K$ symmetric positive semidefinite (psd) matrices \mathbf{A}_i and \mathbf{B}_j , indexed by $i = 1, \dots, I$, $j = 1, \dots, J$:

$$x_{ij} \cong \langle \mathbf{A}_i, \mathbf{B}_j \rangle = \text{tr}\{\mathbf{A}_i \mathbf{B}_j\} \quad (1)$$

where $\text{tr}\{\cdot\}$ denotes the trace of a matrix, $\langle \mathbf{M}, \mathbf{N} \rangle = \text{tr}\{\mathbf{M}^T \mathbf{N}\}$ is the inner product between any two real-valued matrices \mathbf{M} and \mathbf{N} with compatible dimensions, and \cong stands for equality or approximation, depending on the context. In PSDMF literature, the minimal number K such that a nonnegative matrix \mathbf{X} admits an exact PSDMF is called the *psd rank* of \mathbf{X} [1]. Each psd matrix \mathbf{A}_i and \mathbf{B}_j may have a different rank, denoted as R_{A_i} and R_{B_j} , respectively. We shall sometimes refer to R_{A_i} and R_{B_j} as *inner ranks* [3]. Unlike the psd rank, the values of the inner ranks are not guaranteed to be unique, in general; see, e.g., [3], [4].

When \mathbf{A}_i and \mathbf{B}_j are constrained to be diagonal matrices for all $i = 1, \dots, I$ and $j = 1, \dots, J$, the resulting model is equivalent to nonnegative matrix factorization (NMF) (e.g., [5]–[8]). In NMF, a nonnegative matrix $\mathbf{X} \in \mathbb{R}^{I \times J}$ is modeled as a product of two nonnegative matrices: $\mathbf{X} \cong \mathbf{W} \mathbf{H}^T$, where $\mathbf{W} \in \mathbb{R}^{I \times K_{\text{NMF}}}$, $\mathbf{H} \in \mathbb{R}^{J \times K_{\text{NMF}}}$, and $K_{\text{NMF}} \leq \min(I, J)$. In this context, the matrices \mathbf{W} and \mathbf{H} are sometimes referred to as *factors*. In NMF, the rows of each factor matrix \mathbf{W} and \mathbf{H} are in the nonnegative orthant $\mathbb{R}_+^{K_{\text{NMF}}}$, which is a closed convex cone. It is thus possible to express NMF using a PSDMF model by putting the i th row of \mathbf{W} as the diagonal of \mathbf{A}_i , the j th row of \mathbf{H} as the diagonal of \mathbf{B}_j , and setting all other entries of $\mathbf{A}_i, \mathbf{B}_j$ to zero; in this case, $K = K_{\text{NMF}}$. The converse, however, does not hold in general, because the off-diagonal entries of \mathbf{A}_i and \mathbf{B}_j may take negative values. The relationship between PSDMF, NMF, and other matrix decompositions is further discussed in Section II.

A. Motivation

PSDMF was proposed as an extension of a well-known result [9] that links NMF with geometry and with linear constraints in linear programming. Yannakakis’ [9] result is fundamental in combinatorial optimization (e.g., [10]). With PSDMF, this result extends to semidefinite programming (SDP) [1]. Applications involving PSDMF include combinatorial optimization [1], [2], [4], quantum computing (e.g., [11]), quantum information theory and quantum communications [2], [4], [12], probabilistic modeling [13], and quantum-based models for recommender systems [14]. The relation to the

quantum framework is due to the fact that quantum measurements, known as positive operator valued measure (POVM)s, are represented by a set of psd matrices whose sum is the identity matrix. Recently, it has been shown that PSDMF is a special case of a more general framework of tensor networks [13]. However, despite this broad range of timely applications, a surprisingly small number of PSDMF algorithms has been proposed in the literature, namely those in [3], [13], [14].

B. Main Contributions

The three main contributions of this paper are as follows.

- We develop a large class of algorithms for PSDMF by relating the problem of PSDMF optimization to two important problems in the recent signal processing literature—affine rank minimization (ARM) (e.g., [15]–[22]) and phase retrieval (PR) (e.g., [23]–[28]). In particular, we show that in alternating algorithms, which are the most common framework used to address PSDMF optimization (e.g., in [3], [13], [14], [29]), each subproblem therein consists in approximately minimizing an objective function that is also used in ARM or PR.

- Based on this observation, we introduce a new family of PSDMF algorithms. These algorithms are based on *singular value projection (SVP)* [20], sometimes referred to as *iterative hard thresholding (IHT)* [30]. Our proposed SVP-based PSDMF algorithms subsume the projected gradient method (PGM) [3] by allowing the use of inner ranks smaller than K . We also show that SVP subsumes PRIME-Power [26], which is a majorization-minimization (MM)-based PR method. We further propose two variants to our basic SVP-based PSDMF—the first is fast singular value projection (FSVP), which is based on Nesterov’s accelerated gradient descent [31] and subsumes the fast projected gradient method (FPGM) [3]. FPGM and FSVP require an additional parameter the user has to fine-tune to achieve sufficient acceleration. Our second variant is based on normalized iterative hard thresholding (NIHT) [22], [32]. NIHT was proposed as a computationally efficient version of SVP with a specially-designed step size.

- Finally, we carry out an extensive set of numerical experiments on random and geometric datasets to compare and contrast the proposed methods with the state-of-the-art coordinate descent (CD) [3] and alternating block gradient descent (ABG) [33], [34] algorithms. ABG was recently proposed by two of the authors of this paper. We show that there exist cases in which NIHT dramatically outperforms all other methods, being the *only* algorithm able to converge towards a solution. We also show that our proposed projection-based methods generally have a smaller per-iteration computational complexity (CC) than CD. This is in agreement with their generally smaller CPU time needed to reach a target model fit error than CD. We show that FSVP and NIHT generally achieve a desired model fit error with fewer iterations and faster than SVP, as predicted by theory. An advantage of NIHT over FSVP is that it does not require an extra parameter to control the number of acceleration steps, as is the case with FSVP. Despite the differences in principles underlying each of these optimization frameworks and their number of per-iteration operations, we show cases in which our SVP-based

methods perform, on average, comparably to ABG, in terms of convergence speed and overall CC.

The main message of this paper is that with careful implementation, the PSDMF framework can inherit desirable numerical properties from the multitude of PR and ARM methods. This then allows for the design and analysis of a host of efficient algorithms for PSDMF starting from more basic signal processing primitives.

C. Related Work

The first algorithms for PSDMF were developed independently in [3], [13], [14]. Stark’s [14] work is motivated by the predictive power of quantum-inspired recommender systems. Thus, his algorithm uses psd matrices normalized similarly to POVMs. Stark [14] uses a standard SDP solver to enforce the psd constraint and to minimize a quadratic objective function, in an alternating optimization approach. The framework in [14] does not take into account the values of the inner ranks.

Glasser et al. [13] show that PSDMF is a special case of a more general framework of tensor networks, in which the non-negative matrix (or tensor) has a probabilistic interpretation. Their algorithm is based on maximum likelihood (ML) estimation of the tensor network parameters and is implemented using a non-linear limited-memory BroydenFletcherGoldfarb-Shanno (L-BFGS) optimization algorithm. Due to their tensor network framework, the value of the inner ranks in their algorithm can be smaller than K but must be the same for all psd matrices. The focus in [13], [14] is on demonstrating the applicability of the algorithms to the tasks of recommendation and expressivity of certain probabilistic models, respectively, and not on numerical properties of the algorithms.

Vandaele et al.’s [3] work is the closest to ours in the sense that they design general-purpose PSDMF algorithms that are not tailored to a specific application, and study their numerical properties on exact PSDMF tasks of matrices with geometric interpretation. Vandaele et al. [3] propose two families of alternating PSDMF algorithms that minimize a quadratic objective function: CD and PGM. PGM is limited to the case where all inner ranks are equal to K , whereas CD can handle any values of inner ranks—as is the case with the algorithms developed in this paper.

In these works [3], [13], [14], PSDMF has not yet been connected with PR or ARM; this idea was first described by two of the authors of this paper in [33]. Based on the connection with PR and ARM, two of the authors of this paper have recently proposed a new family of efficient PSDMF algorithms, based on ABG [33], [34]. The ABG variant in [34] differs from CD [3], ABG [33], and the methods developed in this paper, in that it minimizes an objective function based on the generalized Kullback-Leibler divergence (GKLD). The GKLD is associated with the Poisson log-likelihood. However, as pointed out in [35], replacing a quadratic objective function with the GKLD can significantly accelerate the convergence of PR even in the absence of noise. Our preliminary results in [34] indicate that this property can be inherited by PSDMF, in certain cases. Compared with the conference papers [33], [34], this paper provides a more detailed discussion of the

connection of PSDMF with PR and ARM, as well as more extensive comparisons of the two recently-proposed variants of ABG, not only with CD [3], but also, for the first time, with the SVP-based methods that we introduce in this paper. Further details about PSDMF optimization, in the context of the methods developed in this paper, can be found in Section III.

D. Notations

We use font types a and A to denote scalars. Column vectors and matrices are denoted with \mathbf{a} and \mathbf{A} , respectively. Unless otherwise specified, \mathbf{a}_i is the i th column of \mathbf{A} , a_{ij} is the (i, j) th entry of \mathbf{A} , and a_i is the i th entry of \mathbf{a} . \mathbf{I} denotes the identity matrix. The operator $\text{vec}\{\cdot\}$ reshapes a matrix into a column vector, and $\text{vec}^\top\{\cdot\}$ denotes the transpose of $\text{vec}\{\cdot\}$. The linear map $\mathcal{A} : \mathbb{R}^{K_1 \times K_2} \mapsto \mathbb{R}^I$ is determined by I matrices $\mathbf{A}_1, \dots, \mathbf{A}_I \in \mathbb{R}^{K_1 \times K_2}$ and is given by

$$\mathcal{A}(\mathbf{M}) = [\langle \mathbf{A}_1, \mathbf{M} \rangle \quad \dots \quad \langle \mathbf{A}_I, \mathbf{M} \rangle]^\top \in \mathbb{R}^I. \quad (2)$$

Let $\mathcal{A}^\dagger : \mathbb{R}^I \mapsto \mathbb{R}^{K_1 \times K_2}$ denote the adjoint of \mathcal{A} ; then, for any $\mathbf{y} \in \mathbb{R}^I$, we have (e.g., [4]) $\mathcal{A}^\dagger(\mathbf{y}) = \sum_{i=1}^I y_i \mathbf{A}_i$. In this paper, we focus on PSDMF over the real numbers \mathbb{R} . We do so for the sake of simplicity, but also because real-valued PSDMF is used in most applications (e.g., [1], [2]). However, PSDMF over other fields has been considered as well, e.g. [4]. The algorithms proposed in this paper, as well as those in [33], [34] and (F)PGM [3], work equally well over the complex numbers \mathbb{C} : one only has to change the transpose operation to Hermitian in the appropriate locations. For the same reasons, and in order to simplify the transitions between the PR and ARM framework and PSDMF, we shall use real-valued notations (transpose) also for the PR and ARM equations.

E. Outline

In Section II, we provide theoretical background material about PSDMF. In Section III, we explain how PSDMF is related to PR and ARM, and how this link can be used to design new PSDMF algorithms. Based on this link, we present in Section IV three new projection-based alternating algorithms for PSDMF. Section V is dedicated to numerical issues and comparisons with state of the art. In Section VI, we discuss the impact of our results from a broader perspective.

II. BACKGROUND

In this section, we provide theoretical preliminaries that are necessary for the exposition of our results in the next sections of this paper. In Sections II-A and II-B we present two new formulations of PSDMF as a sum of rank-1 terms. In Section II-C, we count the number of free variables in real-valued PSDMF. In Section II-D, we discuss implications of the presence of zero values in the input matrix \mathbf{X} on the factorization.

A. PSDMF as a Structured Matrix Factorization

In order to better see the link to usual matrix factorizations, let us vectorize the psd matrices and rearrange them as follows:

$$\mathfrak{A} \triangleq [\text{vec}\{\mathbf{A}_1\} \quad \dots \quad \text{vec}\{\mathbf{A}_I\}] \in \mathbb{R}^{K^2 \times I} \quad (3a)$$

$$\mathfrak{B} \triangleq [\text{vec}\{\mathbf{B}_1\} \quad \dots \quad \text{vec}\{\mathbf{B}_J\}] \in \mathbb{R}^{K^2 \times J}. \quad (3b)$$

Matrices \mathfrak{A} and \mathfrak{B} are *structured* because their columns, upon rearrangement as $K \times K$ matrices, are in \mathbb{S}_+^K , the closed convex cone of $K \times K$ psd matrices. With this notation, PSDMF can now be expressed as a structured matrix factorization [3], [4], [29], [36]:

$$\mathbf{X} \cong \mathfrak{A}^\top \mathfrak{B}. \quad (4)$$

The symmetry of the psd matrices implies that $\text{rank}(\mathfrak{A}) \leq \min(\frac{K(K+1)}{2}, I)$ and $\text{rank}(\mathfrak{B}) \leq \min(\frac{K(K+1)}{2}, J)$. Hence, $\text{rank}(\mathbf{X}) \leq \min(\frac{K(K+1)}{2}, I, J)$ [4].

Next, we rearrange the rows of \mathfrak{A} and \mathfrak{B} such that their first K rows contain the entries on the diagonals of the psd matrices, which are nonnegative numbers. To do so, let $a_{kl}^{(i)}$ and $b_{kl}^{(j)}$ denote the (k, l) th entry of \mathbf{A}_i and \mathbf{B}_j , respectively, for $k, l = 1, \dots, K$, and collect the terms indexed by $l = k$ in the vectors:

$$\mathbf{a}_{kk} = [a_{kk}^{(1)} \quad \dots \quad a_{kk}^{(I)}]^\top, \quad \mathbf{b}_{kk} = [b_{kk}^{(1)} \quad \dots \quad b_{kk}^{(J)}]^\top. \quad (5)$$

Let $\mathfrak{A}_+ \in \mathbb{R}_+^{K \times I}$ and $\mathfrak{B}_+ \in \mathbb{R}_+^{K \times J}$ be the nonnegative matrices whose k th rows are \mathbf{a}_{kk}^\top and \mathbf{b}_{kk}^\top , respectively. Similarly, for $l < k$, define the vectors

$$\mathbf{a}_{kl} \triangleq \sqrt{2} [a_{kl}^{(1)} \quad \dots \quad a_{kl}^{(I)}]^\top, \quad \mathbf{b}_{kl} \triangleq \sqrt{2} [b_{kl}^{(1)} \quad \dots \quad b_{kl}^{(J)}]^\top$$

and let $\mathfrak{A}_\pm \in \mathbb{R}^{((K-1)K/2) \times I}$ and $\mathfrak{B}_\pm \in \mathbb{R}^{((K-1)K/2) \times J}$ denote the matrices whose rows are \mathbf{a}_{kl}^\top and \mathbf{b}_{kl}^\top , respectively, for $l < k$. The subscript \pm reminds that these matrices generally contain both negative and positive values. However, they are structured in the sense that they must satisfy that \mathbf{A}_i and \mathbf{B}_j remain psd. Using the notations that we have just introduced, we can express \mathbf{X} as:

$$\mathbf{X} \cong \mathfrak{A}^\top \mathfrak{B} = [\mathfrak{A}_+^\top \quad \mathfrak{A}_\pm^\top] \begin{bmatrix} \mathfrak{B}_+ \\ \mathfrak{B}_\pm \end{bmatrix} \quad (6a)$$

$$= \mathfrak{A}_+ \mathfrak{B}_+^\top + \mathfrak{A}_\pm \mathfrak{B}_\pm^\top \quad (6b)$$

$$= \underbrace{\mathbf{a}_{11} \mathbf{b}_{11}^\top + \dots + \mathbf{a}_{KK} \mathbf{b}_{KK}^\top}_{\text{sum of } K \text{ nonnegative rank-1 terms}} \quad (6c)$$

$$+ \underbrace{\mathbf{a}_{12} \mathbf{b}_{12}^\top + \dots + \mathbf{a}_{(K-1), K} \mathbf{b}_{(K-1), K}^\top}_{\text{sum of } K(K-1)/2 \text{ rank-1 terms}} \quad (6d)$$

$$= \underbrace{\mathbf{X}^{\text{"NMF"}}}_{\text{nonnegative}} + \mathbf{X}^{\text{"structured"}}. \quad (6e)$$

Equation (6) demonstrates that a PSDMF of a matrix \mathbf{X} with psd rank K can always be expressed as a sum of K nonnegative rank-1 terms and up to $K(K-1)/2$ rank-1 terms that are allowed to take negative values. Thus, if a given matrix \mathbf{X} can be expressed using a PSDMF model with a certain value K , the usual matrix rank of \mathbf{X} is at most $K(K+1)/2$.

B. A Factor-Based Representation

In PSDMF, the psd matrices can be written as (e.g., [4])

$$\mathbf{A}_i \triangleq \mathbf{U}_i \mathbf{U}_i^\top \quad \text{and} \quad \mathbf{B}_j \triangleq \mathbf{V}_j \mathbf{V}_j^\top, \quad (7)$$

where $\mathbf{U}_i \in \mathbb{R}^{K \times R_{A_i}}$ and $\mathbf{V}_j \in \mathbb{R}^{K \times R_{B_j}}$ are referred to as *factor* matrices (factors, for short). This formulation requires knowing (or guessing) the inner ranks R_{A_i} and R_{B_j} in advance. The change of variables in (7) implies that

$$\langle \mathbf{A}_i, \mathbf{B}_j \rangle = \text{tr}\{\mathbf{U}_i \mathbf{U}_i^\top \mathbf{V}_j \mathbf{V}_j^\top\} = \|\mathbf{U}_i^\top \mathbf{V}_j\|_F^2. \quad (8)$$

A change of variables as in (7) is common in SDP (e.g., [37]), especially when the psd matrices have low rank. Indeed, in PSDMF applications, the psd matrices are often of low rank, i.e., $R_{A_i}, R_{B_j} < K$ for some i and/or j (e.g., [4]; see also Section II-D).

In analogy to the psd-based representation in (6), we can write \mathbf{X} as a sum of rank-1 terms using the factor-based representation. In order to have a simpler formulation, we temporarily assume that $R_{A_i} = R_A$ for all i and $R_{B_j} = R_B$ for all j . We obtain:

$$\mathbf{X} = \underbrace{\sum_{k=l} \mathbf{u}_{kk} \mathbf{v}_{kk}^\top}_{\text{sum of } K \text{ nonnegative rank-1 terms}} + \underbrace{\sum_{k=1}^K \sum_{l \neq k} \mathbf{u}_{kl} \mathbf{v}_{kl}^\top}_{\text{sum of } K(K-1)/2 \text{ rank-1 terms}} = \underbrace{\mathbf{X}^{\text{"NMF"}} + \mathbf{X}^{\text{"structured"}}}_{\text{nonnegative}} \quad (9)$$

where

$$\mathbf{u}_{kl} \triangleq \sum_{r=1}^{R_A} \mathbf{u}_{kl,r} \in \mathbb{R}^I, \quad \mathbf{v}_{kl} \triangleq \sum_{s=1}^{R_B} \mathbf{v}_{kl,s} \in \mathbb{R}^J, \quad (10)$$

$$\mathbf{u}_{kl,r} \triangleq \mathbf{u}_{kr} * \mathbf{u}_{lr} \in \mathbb{R}^I, \quad \mathbf{v}_{kl,s} \triangleq \mathbf{v}_{ks} * \mathbf{v}_{ls} \in \mathbb{R}^J, \quad (11)$$

* denotes the Hadamard (elementwise) product, and

$$\mathbf{u}_{kr} = \begin{bmatrix} u_{kr}^{(1)} & \cdots & u_{kr}^{(i)} & \cdots & u_{kr}^{(I)} \end{bmatrix}^\top \in \mathbb{R}^I \quad (12a)$$

$$\mathbf{v}_{kr} = \begin{bmatrix} v_{kr}^{(I)} & \cdots & v_{kr}^{(j)} & \cdots & v_{kr}^{(J)} \end{bmatrix}^\top \in \mathbb{R}^J, \quad (12b)$$

where $u_{kr}^{(i)}$, $r = 1, \dots, R_A$, and $v_{kr}^{(j)}$, $r = 1, \dots, R_B$, denote the (k, r) th entry of \mathbf{U}_i and \mathbf{V}_j , respectively. We note that \mathbf{u}_{kk} and \mathbf{v}_{kk} consist only of nonnegative values.

Similarly to (6), the model in (9) shows that when \mathbf{X} can be expressed as a sum of K or more nonnegative rank-1 terms only, the factorization is equivalent to NMF, and there is no need for the PSDMF framework. Equations (6) and (9) provide further evidence that the usual matrix rank of \mathbf{X} is at most $K(K+1)/2$. In fact, except for very special cases (see, e.g., [4]), the usual matrix rank of \mathbf{X} with psd rank K is $K(K+1)/2$.

C. Degrees of Freedom

We now use the factor-based formulation to calculate the effective number of degrees of freedom (d.o.f.) in a real-valued PSDMF model. Due to symmetry, a psd matrix \mathbf{A}_i of rank R_{A_i} has $R_{A_i}K - R_{A_i}(R_{A_i}-1)/2$ free variables. Due to the

invariance of the trace operator to rotation of its variables, and given any arbitrary nonsingular $K \times K$ matrix \mathbf{L} ,

$$\text{tr}\{\mathbf{A}_i \mathbf{B}_j\} = \text{tr}\{\mathbf{L}^\top \mathbf{A}_i \mathbf{L} \cdot \mathbf{L}^{-1} \mathbf{B}_j \mathbf{L}^{-\top}\} \quad (13)$$

which means that the matrices

$$\mathbf{L}^\top \mathbf{A}_1 \mathbf{L}, \dots, \mathbf{L}^\top \mathbf{A}_I \mathbf{L}, \mathbf{L}^{-1} \mathbf{B}_1 \mathbf{L}^{-\top}, \dots, \mathbf{L}^{-1} \mathbf{B}_J \mathbf{L}^{-\top} \quad (14)$$

also form a PSDMF of \mathbf{X} [4]. We thus have to subtract K^2 from the number of variables in all factors. Hence, PSDMF with psd rank K has (at most)

$$N_{\text{model}} = \sum_{i=1}^I \left(R_{A_i} K - \frac{R_{A_i}(R_{A_i}-1)}{2} \right) + \sum_{j=1}^J \left(R_{B_j} K - \frac{R_{B_j}(R_{B_j}-1)}{2} \right) - K^2 \quad (15)$$

free variables that we have to learn given the $N_{\text{data}} = IJ$ observations. In practice, this task is not always achievable, because the psd structure may result in additional constraints, e.g., due to zeros, see Section II-D. Thus, $N_{\text{model}} \geq N_{\text{data}}$ does not guarantee the existence of an exact factorization. For this reason, finding (bounds on) the psd rank of structured matrices is a major endeavor (e.g., [1], [3], [4], [13], [38], [39]). As demonstrated by [3], PSDMF algorithms can contribute to this effort by validating conjectures and finding new factorization even in the absence of sufficient theory.

D. How the Presence of Zeros Affects the Inner Ranks or Why PSDMF Differs from NMF in representing Nonnegative Data

In exact NMF, a zero observation $x_{ij} = 0$ imposes zero values in the factors because the product of two nonnegative vectors can be zero only if each non-zero entry in one vector has a zero counterpart in the other vector. Hence, if a given matrix \mathbf{X} contains zeros (or values relatively close to zero), the factors \mathbf{W}, \mathbf{H} will be sparse (or close to sparse). In applications, this turns out to enhance uniqueness and thus yield interpretable factors (e.g., [8], [40], [41]).

Consider now the factor-based formulation of PSDMF, as in (7), with $\mathbf{u}_r^{(i)}$ and $\mathbf{v}_s^{(j)}$ the r th and s th columns of \mathbf{U}_i and \mathbf{V}_j , respectively. A zero value in the observations implies $x_{ij} = \|\mathbf{U}_i^\top \mathbf{V}_j\|_F^2 = 0$ and imposes $\mathbf{u}_r^{(i)\top} \mathbf{v}_s^{(j)} = 0$ for all $1 \leq r \leq R_{A_i}$, $1 \leq s \leq R_{B_j}$. That is, the subspace spanned by the R_{A_i} columns of \mathbf{U}_i must be orthogonal to the subspace spanned by the R_{B_j} columns of \mathbf{V}_j . Since the dimension of this subspace is K , this can hold only if $R_{A_i} + R_{B_j} \leq K$. When there are several zeros in \mathbf{X} , all these orthogonality constraints must be satisfied simultaneously for all pairs of factors indexed by (i, j) for which $x_{ij} = 0$. These additional constraints imply that the balance of free model variables in Section II-C should be used with caution, as it provides only partial and limited information on the expressivity of the model. We shall validate this numerically in Section V-B. We conclude that in PSDMF, the effect of zeros in the input matrix \mathbf{X} is very different than that in NMF because it does not, in general, result in zero values in the factors, but only affects the inner ranks.

III. PSDMF OPTIMIZATION BASED ON A LINK WITH PHASE RETRIEVAL AND AFFINE RANK MINIMIZATION

This section presents in detail our concept of designing PSDMF algorithms based on PR and ARM methods. In Section III-A, we describe the alternating optimization framework for PSDMF, and review the relevant state of the art. In Section III-B, we revisit this alternating optimization framework and explain its relation to PR and ARM. In Section III-C, we discuss the caveats of this approach.

A. Background: Alternating Optimization for PSDMF

The psd matrices can be estimated by minimizing the following quadratic objective function [3], [14], [29]:

$$f = f(\{\mathbf{A}_i\}_{i=1}^I, \{\mathbf{B}_j\}_{j=1}^J) = \frac{1}{2} \sum_{i=1}^I \sum_{j=1}^J (x_{ij} - \text{tr}\{\mathbf{A}_i \mathbf{B}_j\})^2 \quad (16a)$$

$$= f(\mathfrak{A}, \mathfrak{B}) = \frac{1}{2} \|\mathbf{X} - \mathfrak{A}^\top \mathfrak{B}\|_F^2. \quad (16b)$$

The formulation in (16b) is equivalent to matrix factorization (with structural constraints), a problem known to be non-convex in general (e.g., [3]). However, when one matrix is fixed, the objective function with respect to (w.r.t.) the other matrix variable is convex. This observation motivated [3] to propose optimizing PSDMF in a scheme that alternates between two subproblems, one to update \mathfrak{A} , the other to update \mathfrak{B} . Since the objective function in (16) is symmetric in \mathfrak{A} and \mathfrak{B} , one can use the same optimization procedure for the two subproblems. This alternating scheme was proposed independently also in [13], [14], [29]; however, it was not motivated by convexity arguments. This alternating scheme is outlined in Algorithm 1, based on [3, Algorithm 1] and [14, Algorithm 1].

Algorithm 1 Alternating strategy for PSDMF [3], [14], [29]

Input: $\mathbf{X} \in \mathbb{R}^{I \times J}$.

Output: $\mathbf{A}_1, \dots, \mathbf{A}_I, \mathbf{B}_1, \dots, \mathbf{B}_J$.

- 1: **Initialize** $\mathbf{A}_1, \dots, \mathbf{A}_I, \mathbf{B}_1, \dots, \mathbf{B}_J$
 - 2: **while** Convergence criterion not satisfied **do**
 - 3: $\{\mathbf{B}_j\}_{j=1}^J \leftarrow \text{subproblem}(\mathbf{X}, \{\mathbf{A}_i\}_{i=1}^I, \{\mathbf{B}_j\}_{j=1}^J)$
 - 4: $\{\mathbf{A}_i\}_{i=1}^I \leftarrow \text{subproblem}(\mathbf{X}^\top, \{\mathbf{B}_j\}_{j=1}^J, \{\mathbf{A}_i\}_{i=1}^I)$
 - 5: **end while**
-

As for implementing the subproblems in Algorithm 1, Vandaele et al. [3] developed dedicated algorithms and showed that they outperform the use of general convex solvers. In this paper, we adopt the approach of [3]. Stark [14] optimized each subproblem using an SDP solver. Motivated by their probabilistic framework, [13] proposed minimizing a Kullback-Leibler divergence (KLD) objective function using a non-linear L-BFGS optimization algorithm.

One of the methods proposed by [3] consists in minimizing the objective function $f = f(\mathfrak{A}, \mathfrak{B})$ alternately w.r.t. the matrix variables \mathfrak{A} and \mathfrak{B} using gradient descent, where each update is followed by projecting the columns of \mathfrak{A} or \mathfrak{B} on \mathbb{S}_+^K in order to guarantee the psd structure. This approach is

termed PGM [3]. This type of projection is mentioned also in [29] and implied in [14]. Vandaele et al. [3] proposed also a variant of PGM based on Nesterov's accelerated gradient descent [31], called FPGM. PGM and FPGM implicitly assume that $R_{\mathbf{A}_i} = R_{\mathbf{B}_j} = K$ for all $i = 1, \dots, I$ and $j = 1, \dots, J$. The methods that we shall present in Section IV do not have this limitation, and coincide with PGM and FPGM when this special case holds. Another optimization approach proposed in [3] is based on the factor-based representation in Section II-B, where now the objective function in (16a) is minimized using a CD method operating on the entries of the factors $\{\mathbf{U}_i\}_{i=1}^I$ and $\{\mathbf{V}_j\}_{j=1}^J$ alternately. ABG [33], [34] minimizes each subproblem w.r.t. each factor matrix. CD and ABG can handle any values of the inner ranks, as is the case with the methods proposed in this paper.

B. How is PSDMF Related to Phase Retrieval and Affine Rank Minimization?

Without loss of generality, the quadratic objective function in (16) can be written as a sum of J terms:

$$f = f(\{\mathbf{A}_i\}_{i=1}^I, \{\mathbf{B}_j\}_{j=1}^J) = \sum_{j=1}^J f_j, \quad (17)$$

where

$$f_j = f_j(\{\mathbf{A}_i\}_{i=1}^I, \mathbf{B}_j) = \frac{1}{2} \sum_{i=1}^I (x_{ij} - \text{tr}\{\mathbf{A}_i \mathbf{B}_j\})^2 \quad (18a)$$

$$= \frac{1}{2} \|\mathbf{x}_j - \mathcal{A}(\mathbf{B}_j)\|_2^2 \quad (18b)$$

$$= \frac{1}{2} \|\mathbf{x}_j - \mathfrak{A}^\top \mathbf{b}_j\|_2^2. \quad (18c)$$

In (18), $\|\cdot\|_2$ is the Euclidean norm, $\mathbf{x}_j \in \mathbb{R}^I$ is the j th column vector of \mathbf{X} , $\mathbf{b}_j \triangleq \text{vec}\{\mathbf{B}_j\}$, and $\mathcal{A} : \mathbb{R}^{K \times K} \mapsto \mathbb{R}^I$ is an affine transformation that maps matrices to vectors. The formulation in (18b) is implicit in [29].

It follows from (17) and (18) that minimizing the objective function $f = f(\{\mathbf{A}_i\}_{i=1}^I, \{\mathbf{B}_j\}_{j=1}^J)$ w.r.t. the psd matrix \mathbf{B}_j is equivalent to minimizing the objective function $f_j = f_j(\{\mathbf{A}_i\}_{i=1}^I, \mathbf{B}_j)$ in (18) w.r.t. the same variable. This optimization problem can be written as

$$\min_{\mathbf{B}_j} \|\mathbf{x}_j - \mathcal{A}(\mathbf{B}_j)\|_2^2 \quad \text{s.t.} \quad \mathbf{B}_j \in \mathbb{S}_+^K, \quad (19)$$

possibly also subject to the rank constraint

$$\text{rank}(\mathbf{B}_j) \leq R_{B_j}. \quad (20)$$

For a specific value of j , the optimization problem in (19) can be associated with the problem of estimating a matrix \mathbf{B}_j from the vector of observations \mathbf{x}_j given the linear operator \mathcal{A} and the observation model [29]

$$\mathbf{x}_j \cong \mathcal{A}(\mathbf{B}_j), \quad (21)$$

subject to additional structural constraints, e.g., psd and low-rank, on the variable \mathbf{B}_j . The rank constraint in (20) can be imposed using the factorized form, in which case the optimization problem in (19) can be restated as

$$\min_{\mathbf{V}_j} \|\mathbf{x}_j - \mathcal{A}(\mathbf{V}_j \mathbf{V}_j^\top)\|_2^2 \quad \text{s.t.} \quad \mathbf{V}_j \in \mathbb{R}^{K \times R_{B_j}}, \quad (22)$$

and the factor-based analogue to (21) is

$$\mathbf{x}_j \cong \mathcal{A}(\mathbf{V}_j \mathbf{V}_j^T). \quad (23)$$

For a given rank $R_{B_j} \leq K$, the observation model in (23), together with the problem in (22), can be associated with estimating a matrix \mathbf{V}_j from the vector of observations \mathbf{x}_j given the linear operator \mathcal{A} . Focusing on a specific value of j , we can omit the index j from \mathbf{B}_j and \mathbf{V}_j and write the observation model in (21) and (23) for a specific entry i of vector $\mathbf{y} \triangleq \mathbf{x}_j$, where $y_i \triangleq x_{ij}$:

$$y_i \cong \text{tr}\{\mathbf{A}_i \mathbf{B}\} = \text{tr}\{\mathbf{V}^T \mathbf{A}_i \mathbf{V}\} = \|\mathbf{U}_i^T \mathbf{V}\|_F^2. \quad (24)$$

The key point is that the optimization problems in (19), (20), and (22) are variants (relaxations) of ARM [33]. ARM (e.g., [15]–[22]) can be stated as:

$$\min_{\mathbf{B}} \text{rank}(\mathbf{B}) \quad \text{s.t.} \quad \mathcal{A}(\mathbf{B}) = \mathbf{y} \quad (25)$$

where $\mathbf{B} \in \mathbb{R}^{K_1 \times K_2}$ is the unknown matrix (not necessarily psd), $\mathbf{y} \in \mathbb{R}^I$ is the vector of observations, and \mathcal{A} is a known linear mapping. ARM underlies numerous problems in the signal processing literature, including low-rank matrix recovery, matrix completion, and compressed sensing, to name a few (e.g., [17], [24], [42]). ARM is NP-hard and hard to approximate (e.g., [16]). Hence, numerous relaxations and variants have been proposed in the literature, among which we mention relaxations to the equality $\mathcal{A}(\mathbf{B}) = \mathbf{y}$ using a quadratic loss (e.g., [20]), and relaxations to the rank constraint by optimizing over $\mathbf{V} \in \mathbb{R}^{K \times R}$, where $\mathbf{B} \triangleq \mathbf{V} \mathbf{V}^T$ (e.g., [18], [19], [25]). Some of these relaxations are those in (19), (20), and (22).

In the special case where $\{\mathbf{U}_i\}_{i=1}^I$ and \mathbf{V} are vectors, denoted as $\{\mathbf{u}_i\}_{i=1}^I$ and \mathbf{v} , respectively, the observation model in (24) can be written as

$$y_i \cong |\mathbf{u}_i^T \mathbf{v}|^2 = |\langle \mathbf{u}_i, \mathbf{v} \rangle|^2 = \text{tr}\{\mathbf{v}^T \mathbf{A}_i \mathbf{v}\}. \quad (26)$$

The problem of recovering a signal $\mathbf{v} \in \mathbb{R}^K$ from phaseless measurements as in (26) given *sensing vectors* $\mathbf{u}_i \in \mathbb{R}^K$, $i = 1, \dots, I$, is known as (generalized) *phase retrieval* (e.g., [23]–[28]).

We conclude that the optimization problems in (19), (20), and (22), which we wrote down as subproblems in alternating PSDMF optimization, can be optimized using existing methods in the literature that were developed for PR and ARM. The reverse holds as well: methods for optimizing PSDMF subproblems in the alternating framework that we have just described may, essentially, be used for PR and ARM.

Algorithm 2 outlines a subproblem in Line 3 in Algorithm 1 when the update of the variable \mathbf{B}_j is carried out using the approach that we have just described. More specifically, in Algorithm 2, Line 2 stands for the update of the variable \mathbf{B}_j using a PR or ARM method. Concrete examples will be given in Section IV. The fact that each subproblem updates each \mathbf{B}_j independently of the others allows for parallelization of the computations within each subproblem.

Algorithm 2 Subproblem to update $\{\mathbf{B}_j\}_{j=1}^J$ given \mathcal{A}

Input: $\mathbf{X} \in \mathbb{R}_+^{I \times J}$, \mathcal{A} , $\{\mathbf{B}_j\}_{j=1}^J$.

Output: $\{\mathbf{B}_j\}_{j=1}^J$ (updated).

1: **for** $j = 1 : J$ **do**

2: $\mathbf{B}_j \leftarrow \text{PR_or_ARM_algorithm}(\mathcal{A}(\mathbf{B}_j), \mathbf{x}_j)$

3: **end for**

C. How Alternating PSDMF Differs from PR and ARM

Before moving on to specific numerical methods, we point out some fundamental differences between alternating PSDMF and the PR or ARM methods they rely on that must be taken into account in the algorithm design process. Probably the most important difference is that in PR and ARM, the transformation \mathcal{A} is given and known. Based on this fact, various strategies for initializing PR and ARM have been proposed. These initialization methods are often critical to guarantee convergence of the PR and ARM method to the desired solution, and play an important part in the analysis of the minimal number of observations required for reliable reconstruction of the desired signal (see, e.g., [25]). In the alternating PSDMF framework, however, the affine operator \mathcal{A} in Algorithm 2 consists of psd matrices that are unknowns themselves. Hence, initialization methods for PR and ARM that are based on knowing the *true* \mathcal{A} cannot be applied to PSDMF. Consequently, methods that promise high convergence speed subject to appropriate initialization in the PR and ARM setting may perform poorly in the alternating PSDMF framework. For similar reasons, it is not clear to which extent convergence guarantees that were derived for PR and ARM are relevant to the alternating PSDMF framework. Another issue that is of utmost importance in PR and ARM is finding bounds on the number of measurements that guarantee an exact reconstruction of the desired signal. However, this question does not apply naturally to PSDMF because this analysis relies on the prerequisite that the *true* sensing vectors or matrices are known.

IV. PROJECTION-BASED ALGORITHMS FOR PSDMF

In this section, we proceed from concept to practice. The new PSDMF algorithms that we introduce in this section are based on SVP [20], an ARM method that we describe in Section IV-A. Our alternating PSDMF algorithm based on SVP, and its accelerated variant FSVP, are described in Section IV-B. In Section IV-C, we present another PSDMF algorithm, based on NIHT [22]. In Section IV-D, we show the link between SVP and MM [26] and discuss its implications.

A. Background: Singular Value Projection

Consider the objective function $f_j(\mathbf{B}_j)$ in (18) for a given \mathcal{A} and a specific value of j . This function is convex in \mathbf{B}_j . In this section, we discuss minimizing $f_j(\mathbf{B}_j)$ w.r.t. \mathbf{B}_j subject to $\text{rank}(\mathbf{B}_j) \leq R_{B_j}$. The set of low-rank matrices is not convex, and thus this optimization problem is non-convex, in general, when $R_{B_j} < K$. This problem was formulated by [20] as a robust variant of the ARM problem in (25). In [20], the matrix \mathbf{B}_j was not constrained to be psd.

The first step in Jain et al.'s [20] approach involves gradient descent. To simplify our notation, we omit the index j and write $\psi(\mathbf{B})$ instead of $f_j(\mathbf{B}_j)$. The gradient of $\psi(\mathbf{B})$ w.r.t. \mathbf{B} can take any of the following forms:

$$\nabla\psi(\mathbf{B}) = \mathcal{A}^\dagger(\mathcal{A}(\mathbf{B}) - \mathbf{y}) \quad (27a)$$

$$= \sum_{i=1}^I [(\mathcal{A}(\mathbf{B}) - \mathbf{y})]_i \mathbf{A}_i \quad (27b)$$

$$= \sum_{i=1}^I (\text{tr}\{\mathbf{A}_i^\top \mathbf{B}\} - y_i) \mathbf{A}_i, \quad (27c)$$

where the conjugate map \mathcal{A}^\dagger was defined in Section I-D. Now, a gradient step based on (27) does not take into account the low-rank structure of \mathbf{B}_j . Instead, the rank constraint is imposed by orthogonal projection of the updated version of \mathbf{B} onto the set of low-rank matrices, an operation that consists of taking the truncated (also known as thin) singular value decomposition (SVD) of \mathbf{B} . This procedure is termed SVP in [20].

The psd variant of SVP was addressed by [19], who used a few iterations of SVP to initialize another non-convex ARM algorithm. In the psd case, the projection of a matrix on the set of $K \times K$ psd matrices of rank at most R is denoted by $\mathbb{H}_{\mathbb{S}_+^K, R}(\cdot)$. This projection can be computed as $\mathbb{H}_{\mathbb{S}_+^K, R}(\mathbf{B}) = \mathbf{V} \mathbf{\Lambda}_R \mathbf{V}^\top$, where $\mathbf{\Lambda}_R \in \mathbb{R}^{R \times R}$ is a diagonal nonnegative matrix with the R largest nonnegative eigenvalues of \mathbf{B} on its main diagonal, and the columns of $\mathbf{V} \in \mathbb{R}^{K \times R}$ are the eigenvectors of \mathbf{B} associated with these R largest nonnegative eigenvalues. If \mathbf{B} has less than R positive eigenvalues, some of the diagonal values of $\mathbf{\Lambda}_R$ will be zero, and the corresponding columns of \mathbf{V} can be zero vectors as well. The letter ‘‘H’’ is reminiscent of the fact that $\mathbb{H}_{\mathbb{S}_+^K, R}(\cdot)$ is a hard thresholding operator (see also [30]). Note that in the psd case, we cannot use SVD or any other method that extracts the eigenvectors by the magnitude of the R leading eigenvalues because we must have access to the signs of the eigenvalues.

SVP with psd constraint on the unknown matrix \mathbf{B} is outlined in Algorithm 3, based on the formulation in [20, Algorithm 1]. The update rule based on projected gradient descent is given in Line 3 of Algorithm 3, where η is the step size. The zero initialization in Line 1 of Algorithm 3 was proposed by [20]. Other initialization procedures, such as *spectral initialization* [25]: $\mathbf{B} \leftarrow \mathcal{A}^\dagger(\mathbf{y})$, are possible. Jain et al. [20] prove that SVP can converge to a desired low-rank solution if the step size η is smaller than a certain bound that depends on geometric properties of \mathcal{A} and on the rank of the desired solution.

Algorithm 3 SVP Algorithm [20]—the psd case.

Input: \mathcal{A} , \mathbf{y} , R , η

Output: \mathbf{B} of $\text{rank}(\mathbf{B}) \leq R$.

- 1: **Initialize:** $\mathbf{B} \leftarrow \mathbf{0}$
 - 2: **while** stopping criterion not satisfied **do**
 - 3: $\mathbf{B} \leftarrow \mathbb{H}_{\mathbb{S}_+^K, R}(\mathbf{B} - \eta \mathcal{A}^\dagger(\mathcal{A}(\mathbf{B}) - \mathbf{y}))$
 - 4: **end while**
-

B. A PSDMF Algorithm Based on SVP

Our proposed SVP-based PSDMF algorithm is constructed by using the update step of SVP to optimize the subproblems in Algorithm 2, along with the necessary adaptations to the alternating framework. Algorithm 4 outlines one subproblem to update \mathbf{B}_j , $j = 1, \dots, J$, given \mathcal{A} and \mathbf{B}_j , $j = 1, \dots, J$, from the previous subproblem (see Algorithm 1).

Algorithm 4 One subproblem of SVP-based PSDMF to update $\{\mathbf{B}_j\}_{j=1}^J$

Input: \mathbf{X} , \mathcal{A} , $\mathbf{B}_1, \dots, \mathbf{B}_J$, R_{B_1}, \dots, R_{B_J} , D .

Output: $\mathbf{B}_1, \dots, \mathbf{B}_J$.

- 1: $\eta \leftarrow (\lambda_{\max}(\mathfrak{A}\mathfrak{A}^\top))^{-1}$
 - 2: **for** $j = 1 : J$ **do**
 - 3: **for** $d = 1 : D$ **do**
 - 4: $\mathbf{B}_j \leftarrow \mathbb{H}_{\mathbb{S}_+^{K_j}, R_{B_j}}(\mathbf{B}_j - \eta \mathcal{A}^\dagger(\mathcal{A}(\mathbf{B}_j) - \mathbf{x}_j))$
 - 5: **end for**
 - 6: **end for**
-

The optional parameter D in Algorithm 4 determines the number of inner iterations [3]. In the special case that $R_{A_j} = R_{B_j} = K$ for all $i = 1, \dots, I$ and $j = 1, \dots, J$, the SVP-based PSDMF described in Algorithm 4 coincides with PGM [3]. In [3], Vandaele et al. proposed a variant to PGM in which the gradient step is replaced by D steps of Nesterov-based accelerated gradient descent [31]. It is thus natural to propose an accelerated variant of Algorithm 4 that will subsume FPGM [3]. In this case, we replace the loop on D in Algorithm 4 with:

- 1: $\mathbf{B}_j^{\text{prev}} \leftarrow \mathbf{B}_j$
- 2: **for** $d = 1 : D$ **do**
- 3: $\mathbf{Y} \leftarrow \mathbf{B}_j + \frac{d-2}{d+1}(\mathbf{B}_j - \mathbf{B}_j^{\text{prev}})$
- 4: $\mathbf{B}_j^{\text{prev}} \leftarrow \mathbf{B}_j$
- 5: $\mathbf{B}_j \leftarrow \mathbb{H}_{\mathbb{S}_+^{K_j}, R_{B_j}}(\mathbf{Y} - \eta \mathcal{A}^\dagger(\mathcal{A}(\mathbf{Y}) - \mathbf{x}_j))$
- 6: **end for**

We call this variant *FSVP* (henceforth, we omit the suffix ‘‘-PSDMF’’ when the context is clear). FSVP reduces to FPGM when all inner ranks are equal to K . When $D = 1$, FSVP is equivalent to SVP. Note that in a non-alternating framework, D is simply the number of iterations of the accelerated gradient descent algorithm until a stopping criterion is achieved. Thus, in order to benefit from the acceleration, one has to choose a sufficiently large value of D . However, due to the alternating framework, D should not be too large, otherwise the performance of FSVP degrades again, as demonstrated by [3]. The optimal value of D depends on many variables, including the values in \mathbf{X} , the factorization parameters, and the stopping criterion. Hence, in practice, D is chosen based on empirical evaluation [3]; see Section V-A1.

As for the step size in Line 1 of Algorithm 4, in (F)PGM [3] ($R = K$), the step size within each subproblem is fixed and equal to $\eta = 1/L$, where $L = \lambda_{\max}(\mathfrak{A}\mathfrak{A}^\top)$ is the Lipschitz constant of the gradient $\nabla\psi(\mathbf{B}_j)$ [see (27)], $\mathfrak{A}\mathfrak{A}^\top = \sum_{i=1}^I \text{vec}\{\mathbf{A}_i\} \text{vec}^\top\{\mathbf{A}_i\}$, and $\lambda_{\max}(\cdot)$ is the leading eigenvalue of its operand. In numerical experiments, we observed that the objective function decreased monotonically also for SVP and FSVP, i.e., $R < K$, with the same step size $\eta =$

$(\lambda_{\max}(\mathfrak{A}\mathfrak{A}^T))^{-1}$. This empirical observation is not obvious, because this η is no longer guaranteed to be the optimal fixed step size when projecting on the non-convex set of low-rank matrices, as noted, e.g., in [20].

C. A PSDMF Algorithm Based on NIHT

Since it was first proposed, several improvements to the basic SVP algorithm appeared, see, e.g., [20], [43]–[45] and references therein. It is thus natural to consider these variants as candidates for more efficient PSDMF methods, and to see if they can offer numerical advantages also in the alternating PSDMF framework. In this paper, we focus on one such method, which accelerates SVP using a larger step size based on NIHT [22], [32]. One subproblem to optimize \mathbf{B}_j , $j = 1, \dots, J$, based on NIHT, after we adapted it to the psd case, is outlined in Algorithm 5.

Algorithm 5 One subproblem of NIHT-based PSDMF to update $\{\mathbf{B}_j\}_{j=1}^J$

Input: $\mathbf{X} \in \mathbb{R}_+^{I \times J}$, \mathcal{A} , $\mathbf{B}_1, \dots, \mathbf{B}_J$, R_{B_1}, \dots, R_{B_J} .

Output: $\mathbf{B}_1, \dots, \mathbf{B}_J$.

- 1: **for** $j = 1 : J$ **do**
 - 2: $\mathbf{U} \leftarrow R_{B_j}$ eigenvectors of \mathbf{B}_j associated with the R_{B_j} largest nonnegative eigenvalues of \mathbf{B}_j
 - 3: $\mathbf{P}_U \leftarrow \mathbf{U}\mathbf{U}^T$
 - 4: $\eta \leftarrow \frac{\|\mathbf{P}_U \mathcal{A}^\dagger(\mathbf{x}_j - \mathcal{A}(\mathbf{B}_j))\|_F^2}{\|\mathcal{A}(\mathbf{P}_U \mathcal{A}^\dagger(\mathbf{x}_j - \mathcal{A}(\mathbf{B}_j)))\|_F^2}$
 - 5: $\mathbf{B}_j \leftarrow \mathbf{H}_{\mathbb{S}_+^K, R_{B_j}}(\mathbf{B}_j - \eta \mathcal{A}^\dagger(\mathcal{A}(\mathbf{B}_j) - \mathbf{x}_j))$
 - 6: **end for**
-

Our NIHT-based method in Algorithm 5 differs from SVP (Algorithm 4) in the evaluation of the step size η for the gradient descent. When $R_{B_j} < K$, η in Line 4 of Algorithm 5 depends not only on \mathcal{A} but also on \mathbf{B}_j , and may be different for different \mathbf{B}_j . When $R_{B_j} = K$, the projection operator is the identity matrix: $\mathbf{P}_U = \mathbf{U}\mathbf{U}^T = \mathbf{I}$, and thus η does no longer depend on \mathbf{B}_j . However, for any choice of $\mathbf{P}_U, \mathcal{A}, \mathbf{x}_j$, and \mathbf{B}_j , the step size of NIHT is never smaller than that of (F)SVP: $\eta^{\text{NIHT}} \geq \eta^{\text{(F)SVP}} = (\lambda_{\max}(\mathfrak{A}\mathfrak{A}^T))^{-1}$. To see why this inequality always holds, let $\mathbf{M} \neq \mathbf{0}$ be an arbitrary $K \times K$ matrix. Then,

$$\frac{\|\mathcal{A}(\mathbf{M})\|_F^2}{\|\mathbf{M}\|_F^2} = \frac{\|\mathfrak{A}^T \text{vec}\{\mathbf{M}\}\|_2^2}{\|\text{vec}\{\mathbf{M}\}\|_2^2} \leq \sqrt{\lambda_{\max}(\mathfrak{A}\mathfrak{A}^T)} \quad (28)$$

where the inequality follows from the definition of the spectral norm. Setting $\mathbf{M} = \mathbf{P}_U \mathcal{A}^\dagger(\mathbf{x}_j - \mathcal{A}(\mathbf{B}_j))$ in (28), the left-hand side (LHS) of (28) is equal to $(\eta^{\text{NIHT}})^{-1}$. Hence, $\eta^{\text{NIHT}} \geq \eta^{\text{(F)SVP}} = (\lambda_{\max}(\mathfrak{A}\mathfrak{A}^T))^{-1}$. This inequality provides an intuitive explanation why our NIHT-based PSDMF algorithm can achieve the same model fit error with less iterations than our SVP-based PSDMF that has step size $(\lambda_{\max}(\mathfrak{A}\mathfrak{A}^T))^{-1}$, as we shall demonstrate in Section V. Even more interesting is our observation that in general, our NIHT-based method also outperforms FSVP in terms of number of iterations required to achieve the same model fit error, as we show in Section V. The latter fact is significant because NIHT does not require to estimate or adjust an additional acceleration parameter D as is the case with FPGM and FSVP in order to achieve its

best performance. Another noteworthy property of NIHT is that its step size does not guarantee a monotonous decrease of the objective function [22], in contrast to ABG [33], [34] and CD [3]. As we shall demonstrate in Section V-C1, this property may explain why in certain cases, our NIHT-based algorithm is the only method able to properly minimize the objective function.

D. A Link Between SVP and MM

In [26, Sec. III.D], Qiu et al. proposed an algorithm for PR, called PRIME-Power, whose derivation is based purely on MM considerations. The objective function minimized by PRIME-Power is equivalent to (18b) for a specific value of j . We establish a new connection between PRIME-Power and gradient descent. More specifically, we now show that PRIME-Power is equivalent to SVP [20] in the psd case (Algorithm 3) for $R = 1$, and that the same MM procedure in [26] leads to SVP (in the psd case) for *any* $R \leq K$. Specifically, in [26], Qiu et al. use MM considerations to construct a tight majorizer to (18b) that we denote h . Let \mathbf{C} denote the previous value of \mathbf{B}_j , and \mathbf{B}_j is the variable to update. By construction of $h(\mathbf{B}_j | \mathbf{C})$ as a majorization function of $f_j(\mathbf{B}_j)$ at the point \mathbf{C} , $h(\mathbf{B}_j | \mathbf{C})$ satisfies [26]:

$$h(\mathbf{B}_j | \mathbf{C}) \geq f_j(\mathbf{B}_j) \quad \text{for all } \mathbf{B}_j \in \mathbb{R}^{K \times K} \quad (29a)$$

$$h(\mathbf{C} | \mathbf{C}) = f_j(\mathbf{C}). \quad (29b)$$

A function $h(\mathbf{B}_j | \mathbf{C})$ that majorizes the objective $f_j(\mathbf{B}_j)$ in (18b) is given in [26, Eq. (28)]:

$$\begin{aligned} h(\mathbf{B}_j | \mathbf{C}) \triangleq & \gamma \text{tr}\{\mathbf{B}_j \mathbf{B}_j\} + 2 \sum_{i=1}^I \text{tr}\{\mathbf{B}_j \mathbf{A}_i\} \text{tr}\{\mathbf{C} \mathbf{A}_i\} \\ & - 2\gamma \text{tr}\{\mathbf{B}_j \mathbf{C}\} - \sum_{i=1}^I 2x_{ij} \text{tr}\{\mathbf{A}_i \mathbf{B}_j\}, \quad (30) \end{aligned}$$

where $\gamma \geq \lambda_{\max}(\mathfrak{A}\mathfrak{A}^T)$. Equation (30) and the bound on γ were derived in [26] using the psd matrices \mathbf{B} and \mathbf{A}_i , without making any assumption about their ranks. Our key observation is that the value of \mathbf{B}_j satisfying $\frac{\partial h(\mathbf{B}_j | \mathbf{C})}{\partial \mathbf{B}_j} = 0$ is:

$$\mathbf{B}_j^{\text{opt}} = \mathbf{C} + \frac{1}{\gamma} \sum_{i=1}^I (y_i - \text{tr}\{\mathbf{A}_i \mathbf{C}\}) \mathbf{A}_i, \quad (31)$$

which, using (27), leads directly to the update step of SVP in Algorithm 3, where \mathbf{C} denotes the previous value of \mathbf{B}_j , and the rank constraint of PRIME-Power is imposed by the projection operator $\mathbf{H}_{\mathbb{S}_+^K, R}(\cdot)$ with $R = 1$. Hence, the MM update step of PRIME-Power is equivalent to the gradient-based update step of SVP in the $R = 1$ psd case. Note also that the step size $\frac{1}{\gamma} \leq (\lambda_{\max}(\mathfrak{A}\mathfrak{A}^T))^{-1}$ in (31), which was obtained in [26] from MM considerations, is the same step size arising from the Lipschitz constant of the gradient, see our discussion in Section IV-B. Next, given that the derivation of h and γ in [26] did not rely on the rank of the psd matrices \mathbf{A}_i , we conclude that SVP [20] (in the psd case) is equivalent to a straightforward extension of PRIME-Power to the recovery of full-column-rank $K \times R$ matrices, instead of $K \times 1$ vectors,

from their phaseless measurements. Since we have just shown that SVP [20] coincides with an MM-based method (in the psd case), our SVP-based PSDMF methods can equally be regarded as being derived based on MM considerations.

V. NUMERICAL EXPERIMENTS

We consider the three variants of projection-based PSDMF algorithms introduced in Section IV: SVP, FSVP, and NIHT. We contrast them with ABG with two types of objective function: quadratic [33] and GKLD [34]. The latter is denoted ABG-P in our plots, where ‘P’ stands for Poisson log-likelihood, which is the likelihood function associated with GKLD. Among the methods that were not designed based on PR or ARM principles, we focus on CD [3] as the main competing method. We do not compare with the algorithms in [13], [14] because each of them has some restriction on the model or on the type of data addressed, as discussed in Section I-C. We consider both cyclic and greedy (also known as Gauss-Southwell (GS)) variants of CD [3], where we set the “greediness” coefficient to 0.5, as in [3]. We implement ABG as in [33], [34]. The backtracking line search parameters of ABG are set to $\alpha = 0.1$ and $\beta = 0.35$. These values were chosen after verifying they provided satisfying performance in our experiments.

A. Numerical Issues

1) *Choosing D* : We set the number of accelerated gradient steps in FSVP to $D_{\text{FSVP}} = 14$, after testing a range of candidate values of D for the experimental setups in this section. Additionally, we found that a small number of inner iterations can slightly accelerate SVP, possibly due to the overhead of calculating the optimal step size at each subproblem. Hence, we set $D_{\text{SVP}} = 4$. For all other methods, no inner iterations are needed nor used, so effectively, they have $D = 1$. We define this value because in our experiments, we report on the number of *overall iterations* $\ell \times D$, where ℓ is the (outer) iteration index.

2) *Initialization*: We initialize the algorithms with factors whose entries are drawn independently from the standard normal distribution $\mathcal{N}(0, 1)$. We normalize the input matrix to $\|\mathbf{X}\|_F = 1$. We then scale one set of initial factors: $\mathbf{U}_i \leftarrow \sqrt{\lambda_*} \mathbf{U}_i$, $i = 1, \dots, I$, where $\lambda_* = \arg \min_{\lambda} \|\mathbf{X} - \lambda \mathfrak{A}^T \mathfrak{B}\|_F^2$. This scaling procedure, suggested in [3], along with normalizing the input matrix, turned out to improve the convergence properties in our experiments. As explained in Section III-C, strategies that are useful for PR and ARM, such as spectral initialization, cannot be applied to PSDMF.

3) *Figure of Merit*: The relative model fit error (RMFE) is defined as $\frac{\|\mathbf{X} - \hat{\mathbf{X}}\|_F}{\|\mathbf{X}\|_F}$, where $\hat{\mathbf{X}} \triangleq \hat{\mathfrak{A}}^T \hat{\mathfrak{B}}$ denotes the approximation of \mathbf{X} based on the approximated model parameters $\hat{\mathfrak{A}}$ and $\hat{\mathfrak{B}}$ when a stopping criterion is achieved. As a stopping criterion, we use a tolerance on the RMFE: $\frac{\|\mathbf{X} - \hat{\mathbf{X}}\|_F}{\|\mathbf{X}\|_F} \leq \text{To1RMFE}$. We also use a tolerance on the relative change in the quadratic model fit error (QMFE): $\frac{|f^{\ell+1} - f^\ell|}{f^\ell} < \text{To1Fun}$, where the QMFE is defined as $f^\ell \triangleq \frac{1}{2} \|\mathbf{X} - \mathfrak{A}^\ell \mathfrak{B}^\ell\|_F^2$, and $\mathfrak{A}^\ell, \mathfrak{B}^\ell$ are the estimates of $\mathfrak{A}, \mathfrak{B}$ at iteration index ℓ . By default, $\text{To1Fun} = 0 = \text{To1RMFE}$.

TABLE I
COMPUTATIONAL COMPLEXITY PER SUBPROBLEM: UPDATING $\{\mathbf{B}_j\}_{j=1}^J$

Method	Computational Complexity
SVP & FSVP	$\mathcal{O}(\min(IK^4, I^2K^2) + DIJK^2)$
NIHT	$\mathcal{O}(IJK^2)$
CD	$\mathcal{O}(IJK^2 + IK^4R)$
ABG & ABG-P	$\mathcal{O}(IJK^2)$

4) *CPU Time*: In our plots showing error evolution versus CPU time, all methods are coded in Matlab R2019a and run on a MacBook Pro with a 2.8GHz Intel Core i7 processor and 16 GB memory.

5) *Code and Implementation*: We use the code in [46] to generate the geometric data matrices and run the CD algorithms, which are written in c and thus run faster (Matlab does not handle loops efficiently [3]), in our Monte Carlo (MC) trials. For runtime comparison, however, we implemented the CD algorithms of [3] in Matlab.

6) *Complexity*: In Table I, we compare the per-subproblem CC of the different methods in updating $\{\mathbf{B}_j\}_{j=1}^J$. Deducing the results for the other set of variables is straightforward. The purpose is to show how each algorithm scales in each of the dimensions of the problem. The cost of the projection-based methods is dominated by: (i) computing the Lipschitz constant for the step size in SVP and FSVP, which involves an SVD of $\mathfrak{A} \in \mathbb{R}^{K^2 \times I}$ and thus costs $\mathcal{O}(\min(K^4I, K^2I^2))$, (ii) computing the gradient $\mathcal{A}^\dagger(\mathbf{x}_j - \mathcal{A}(\mathbf{B}_j))$, which costs $\mathcal{O}(IK^2)$ per j , (iii) projecting on \mathbb{S}_+^K , which requires an eigenvalue decomposition (EVD) of \mathbf{B}_j for each j , and costs $\mathcal{O}(K^3)$, (iv) projecting \mathbf{B}_j on the set of rank- R matrices, which costs $\mathcal{O}(K^2R)$. In NIHT, computing the matrix \mathbf{U} when $R < K$ requires an additional EVD of $\mathcal{O}(K^3)$, and computing the adjoint operator costs $\mathcal{O}(IK^2)$, per j . Since in PSDMF we always have $K \leq I$ and $R \leq K$, the cost of the EVD and the projection on rank- R psd matrices are dominated by $\mathcal{O}(IK^2)$. The CC of one subproblem in CD is given in [3]. However, in contrast to [3], here we do not omit the term $\mathcal{O}(IJK^2)$ because it might dominate $\mathcal{O}(IK^4R)$ when $I > K^3$. The CC of ABG is dominated by $\mathcal{O}(IJK^2)$ [33]. Computing the denominator in the gradient in ABG-P has the same CC as the computation of the gradient of ABG and thus the overall CC does not change.

B. Performance versus Level of Sparsity

In Section II-D, we showed how the presence of zeros in the input matrix \mathbf{X} imposes orthogonality constraints on the factor matrices. In this experiment, we numerically illustrate the consequences of these constraints. We generate a 10×10 matrix \mathbf{X} whose (i, j) th entry is drawn independently from the standard uniform distribution, i.e., $x_{ij} \sim \mathcal{U}[0, 1]$. This matrix \mathbf{X} is fixed throughout the experiment except for the number and locations of the zeros we add to it that vary. We determine the number of zeros in \mathbf{X} using the parameter $0 \leq p \leq 1$, where p is the ratio of zeros and $p = 0$ means no zeros in \mathbf{X} . The number of zeros in \mathbf{X} is pIJ . We choose their pIJ locations randomly, independently and uniformly, with the following caveat: if a row or column of \mathbf{X} contains only

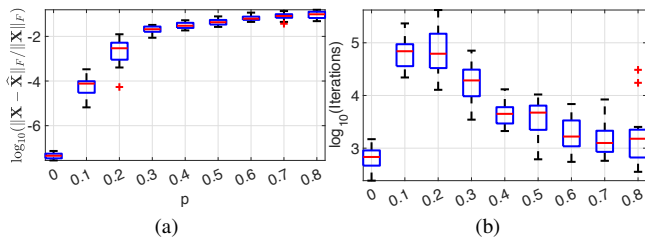


Fig. 1. Influence of the proportion of zeros p in a 10×10 random matrix on the (a) model fit error, and (b) number of iterations.

zeros, we draw new locations for all the pIJ zeros. We repeat this procedure if necessary. The reason is that if the i th row of \mathbf{X} contains only zeros, it is impossible to identify \mathbf{A}_i and \mathbf{U}_i , and similarly for j . For each value of p and at each MC trial we draw new locations for the zeros. In this experiment, $p = 0, \frac{1}{I}, \frac{2}{I}, \dots, \frac{8}{I}$. We fit \mathbf{X} to a PSDMF model with $K = 5$, $R_A \triangleq R_{A_i} = 3 \forall i$, $R_B \triangleq R_{B_j} = 1 \forall j$. This setup has $N_{\text{model}} = 155$ free variables in the model that we try to fit to the $N_{\text{data}} = 100$ observations (see Section II-C). We run 20 MC trials for each value of p , each with a new initialization. The stopping criterion is $\text{To1Fun} = 10^{-16}$.

Fig. 1 shows the results obtained using our NIHT-based PSDMF algorithm. Similar trends were observed with all other methods. The error in Fig. 1 is calculated w.r.t. the value of \mathbf{X} at each iteration, including the zeros. Fig. 1a and 1b show the RMFE and number of iterations, respectively, when the stopping criterion is achieved. In the dense ($p = 0$) case, the RMFE is $\approx 10^{-8}$, which means the algorithm achieved a very good model fit, in accordance with the surplus of free model variables versus number of observations. This case also needed, in most MC trials, the smallest number of iterations to achieve the stopping criterion. Fig. 1a shows that even with as few as 10% of zeros, the algorithm does not manage to reduce the model fit error below a certain value, and this value increases with the proportion of zeros. This observation is in accordance with the theory. The number of iterations in Fig. 1b can be regarded as reflecting the “effort” the algorithm makes to fit the free model variables to the orthogonality constraints: with up to 20% of zeros, the algorithm manages to satisfy the orthogonality constraints to a certain extent, due to the excess of free model variables over the number of observations. But, as the number of zeros increases, this task fails faster because there are too many orthogonality constraints to satisfy.

C. Performance Comparison: Geometric Data

In this section, we compare our algorithms on slack matrices, which are matrices associated with the geometry of polytopes. Finding the psd rank of such matrices is one of the central applications of PSDMF (e.g., [1], [3], [4]). In these applications, one is interested in exact PSDMF. As demonstrated by [3], even the factorization of small slack matrices can be numerically challenging. This challenge becomes particularly difficult in underdetermined settings where $N_{\text{model}} < N_{\text{data}}$, due to the non-convexity of the objective function. The matrices considered in this section were studied also in [3].

1) *Submatrix of the slack matrix of the correlation polytope:* Consider a $2^n \times 2^n$ binary matrix \mathbf{M}_n whose rows and columns are indexed by vectors $\mathbf{c}, \mathbf{d} \in \{0, 1\}^n$ such that $\mathbf{M}_n(\mathbf{c}, \mathbf{d}) = (1 - \mathbf{c}^\top \mathbf{d})^2$. The psd rank of \mathbf{M}_n is equal to $n+1$ and its inner ranks are all equal to 1, because $\mathbf{M}_n(\mathbf{c}, \mathbf{d})$ admits a PSDMF with factors $\mathbf{u} \triangleq [1 \ -\mathbf{c}^\top]^\top$ and $\mathbf{v} \triangleq [1 \ \mathbf{d}^\top]^\top$ [2]. This matrix is known as a submatrix of the slack matrix of the correlation polytope [2]. As an example, $\mathbf{M}_2 = \begin{bmatrix} 1 & 1 & 1 & 1 \\ 1 & 0 & 1 & 0 \\ 1 & 1 & 0 & 0 \\ 1 & 0 & 0 & 1 \end{bmatrix}$.

In this experiment, we compare the ability of the algorithms to factorize \mathbf{M}_n . For each value of $n = 2, \dots, 7$, we run 100 MC trials, each with a new initialization. We fit \mathbf{M}_n to a PSDMF model with $K = n+1$ and $R_A \triangleq R_{A_i} = 1 \forall i$, $R_B \triangleq R_{B_j} = 1 \forall j$. Our stopping criterion is $\text{To1Fun} = 10^{-12}$. In this setting, for each value of n , we obtain two distinct and clearly-separated clusters of results: one cluster consists of a significant number of trials that did not decrease the RMFE below $\approx 10^{-2}$, which is a relatively large value. The other cluster consists of the remaining trials, which managed to decrease the error to $\approx 10^{-4}$ or less. For the trials in the latter cluster, using a smaller To1Fun can further decrease the RMFE by several orders of magnitude, whereas for trials in the former cluster, their error remains on the same scale. Fig. 2 exemplifies the results for $\mathbf{M}_7 \in \mathbb{R}^{128 \times 128}$. Fig. 2a shows the histogram (with 10 bins) of the final error. Fig. 2b exemplifies the trajectory of each algorithm in one trial, where here the stopping criterion is $\text{To1Fun} = 10^{-13}$. Indeed, for this value of n , NIHT is the only algorithm that succeeded in properly decreasing the objective function, in 75 of 100 MC trials, as shown in Table II.

For each algorithm, we define as “success” any trial with a sufficiently small RMFE to place it in the second cluster. Table II summarizes the number of successful factorizations per algorithm for each value of n . Table II shows that the ability of each algorithm to factorize \mathbf{M}_n varies greatly with n . While all methods factorize $\mathbf{M}_2 \in \mathbb{R}^{4 \times 4}$ with 40%–69% success rate, neither ABG’s two variants nor CD-GS succeed in factorizing $\mathbf{M}_3 \in \mathbb{R}^{8 \times 8}$ at all, and the remaining algorithms have only 1% success rate. As from $n = 4$, it is only our proposed NIHT-based PSDMF algorithm that succeeds in the factorization, with success rates rising from 1% in $n = 4$ to 75% with $n = 7$. While the drop in the general success rate as n increases may be explained by the non-convex and underdetermined nature of this problem (for $n = 2$, $N_{\text{data}} = 16 > N_{\text{model}} = 15$, and the ratio $N_{\text{data}}/N_{\text{model}}$ only increases with n), the exceptional success rate of NIHT necessitates another set of arguments. A possible explanation may arise from Fig. 2b, which shows that the error trajectory of NIHT starts very irregular and non-monotonous, until it drops sharply (in the log-log scale). All other algorithms exhibit a monotonously decreasing trajectory that reaches a plateau. As mentioned in Section IV-C, NIHT is the only method among the ones we compare that does not have a guarantee for monotonous decrease of the objective function. It is possible that this property allows NIHT to escape certain local stationary points that the other methods get trapped in.

2) *Slack matrix of a regular n -gon and Subset Matrices:* In Fig. 3, we compare two types of slack matrices. On the left

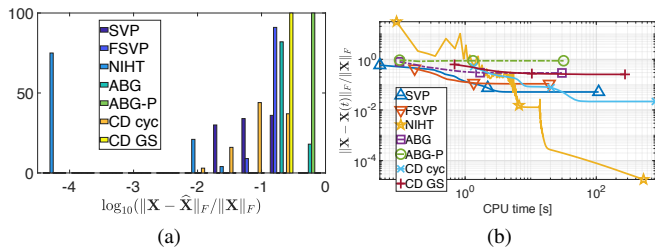


Fig. 2. Factorizing M_7 with $K = 8$, $R_A = 1 = R_B$. (a) Histogram of final error in 100 MC trials, (b) error evolution of one trial.

TABLE II
NUMBER OF SUCCESSFUL FACTORIZATIONS OF M_n IN 100 MC TRIALS.

n	SVP	FSVP	NIHT	ABG	ABG-P	CD cyc	CD GS
2	46	53	40	41	40	69	62
3	1	1	1	0	0	1	0
4	0	0	1	0	0	0	0
5	0	0	28	0	0	0	0
6	0	0	50	0	0	0	0
7	0	0	75	0	0	0	0

of Fig. 3, we consider a *slack matrix of a regular n -gon*. An n -gon is a polygon with n sides. Regular slack matrices, denoted S_n , are determined up to scaling and transposition, and have size $n \times n$. In this experiment, we factorize $S_{32} \in \mathbb{R}^{32 \times 32}$, visualized in Fig. 3a. The psd rank of S_{32} is not known; we shall use $K = 6$ based on [3, Conjecture 1]. There is no conjecture about the values of the inner ranks, but due to the presence of zeros in S_{32} , it is likely that $R_{A_i} + R_{B_j} \leq K$ for any pair of (i, j) . We set $R_A = 3$ and $R_B = 2$. In this case, $N_{\text{data}} = 1024 > N_{\text{model}} = 796$. This is an underdetermined setting that is numerically challenging even in the absence of zeros (as a preliminary test, we generated a 32×32 matrix from factors whose entries are drawn independently from $\mathcal{N}(0, 1)$, and tried to factorize it with the same ranks: no algorithm managed to decrease the RMFE below ≈ 0.025). We run 30 MC trials, where at each trial we use a new initialization. Our stopping criterion is $\text{To1RMFE} = \sqrt{2} \cdot 10^{-3}$. The CPU time allotted for each trial is 1200 [s]. Fig. 3c and 3e summarize our results. The boxplots in Fig. 3c show the overall number of iterations $\ell \times D$ used by each algorithm to achieve the stopping criteria. Fig. 3e shows the error evolution of each algorithm in one randomly-chosen run, now stopping at the earliest of 60 minutes and $\text{To1Fun} = 10^{-20}$.

Fig. 3b, 3d and 3f show our results for another (generalized) slack matrix of interest, the *subset matrix P_n* , described, e.g., in [3, Sec. 4.2], [4, Problem 2–3]. Here, we consider $P_7 \in \mathbb{R}^{35 \times 35}$, visualized in Fig. 3b. We factorize P_7 with $K = 6$, which is conjectured to be its psd rank (e.g., [4, Sec. 8.1]). There are no conjectures about its inner ranks. However, based on the effect of zeros discussed in Section II-D, we choose $R_A = 3 = R_B$ such that $R_A + R_B = K$. With these ranks, $N_{\text{model}} = 1014 < N_{\text{data}} = 1225$, which is an underdetermined setting. Fig. 3d shows our results for $\text{MC} = 50$ trials with different initializations. Our stopping criteria are $\text{To1RMFE} = \sqrt{2} \cdot 10^{-3}$ and 900 [s] in CPU time. Fig. 3f shows the error evolution for one randomly-chosen run, where each algorithm

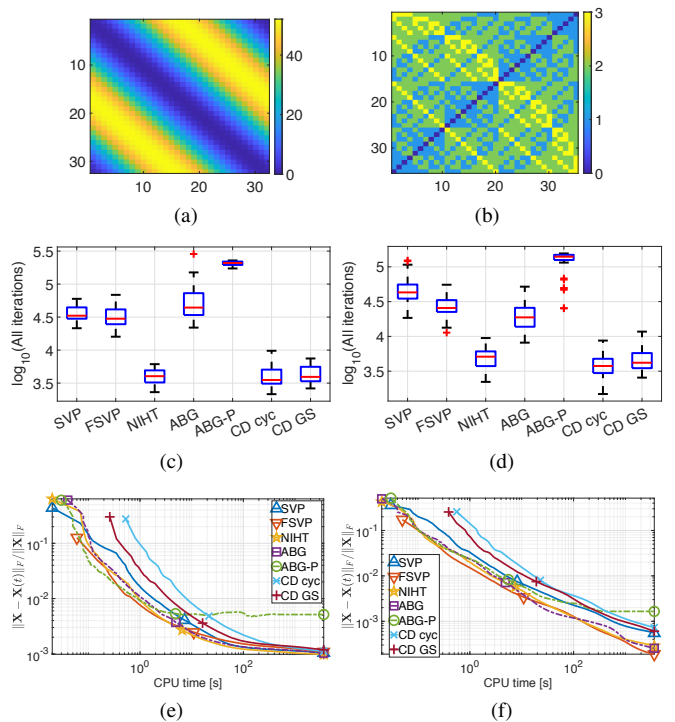


Fig. 3. PSDMF of (left) S_{32} and (right) P_7 . (a) and (b) Visualization of S_{32} and P_7 , respectively. (c) and (d) Number of overall iterations in 30 and 50 MC trials, respectively. (e) and (f) Error evolution in one trial.

was stopped after 20 minutes of CPU time.

In Fig. 3c, ABG-P is the only method that never achieves the target error in the allotted time. In Fig. 3d, only 8 out of the 50 MC trials of ABG-P achieved To1RMFE , whereas all other methods achieved To1RMFE in all MC trials. These results are in agreement with the error evolution trajectories in Fig. 3e and 3f, which show that ABG-P tends to reach a plateau at a rather early stage. As for the methods with quadratic objective function, their error evolution trajectories, for the same matrix, are generally of the same nature, up to different rates. It is likely that ABG-P converges differently due to the different objective function, which changes the optimization landscape. Specifically, for the methods with quadratic objective function, the error decrease rate for S_{32} becomes extremely slow as the number of iterations increases. This observation is in agreement with [3, Fig. 4], who showed very slow convergence for S_{32} (for this reason, we did not use a smaller To1RMFE). The slopes are larger for P_7 in Fig. 3f, indicating that in this case, the RMFE is more likely to decrease by a few orders of magnitude if allowed a sufficient amount of time.

In terms of the overall number of iterations in Fig. 3c and 3d, the trends are generally similar for S_{32} and P_7 . For both matrices, NIHT and CD generally use the smallest number of overall iterations. However, the CC of CD is the highest of all methods (see Table I). This (at least partly) explains why, consistently in all our numerical experiments, CD converged to the same target error with the highest CPU time, as shown also in Fig. 3e and 3f. The relations among the proposed projection-based methods are also in agreement with the theory: FSVP has on average fewer overall iterations than

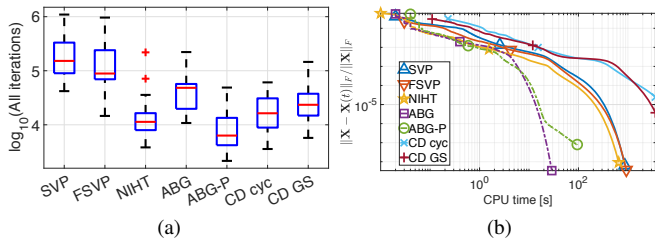


Fig. 4. PSDMF of a 20×20 random matrix. (a) Number of overall iterations in 30 MC trials. (b) Error evolution in one run.

SVP, whereas NIHT has much fewer iterations, which means the property of NIHT as a more numerically efficient method than SVP can be inherited by the PSDMF framework. The difference in number of overall iterations between SVP and FSVP is more pronounced with P_7 than with S_{32} . The larger number of iterations used, on average, by SVP versus FSVP and NIHT, reflects itself also in the trajectories in Fig. 3e and 3f, where we see that the SVP curve is clearly above that of FSVP and NIHT, as we expect. The CPU time differences between NIHT and FSVP are generally not so pronounced. ABG is a relatively lightweight method in terms of CC and number of operations per iteration. Hence, although its number of iterations can be higher than that of SVP, its speed of convergence is generally closer to that of NIHT and FSVP.

D. Performance Comparison: Factorization of Dense Random Matrices

In this numerical experiment, our input is a 20×20 matrix whose entries are drawn independently from the standard uniform distribution $\mathcal{U}[0, 1]$. When normalized such that $\|\mathbf{X}\|_1 \triangleq \sum_{i,j} x_{ij} = 1$, \mathbf{X} can be interpreted as a probability mass function (PMF) of two discrete random variable (RV)s, where one RV takes I values and the other J values, such that each row or column of \mathbf{X} sums up to the marginal probability of each value given the other RV. This setup was addressed in [13], in the context of expressive power of PSDMF (and its higher-order tensor network generalizations) in probabilistic modeling.

We fit \mathbf{X} to a PSDMF model with $K = 7$ and inner ranks all equal to 2, as in [13, Sec. 6.1]. In this setting, $N_{\text{data}} = 400 < N_{\text{model}} = 471$ for $K = 7$. We run 30 MC trials. In each trial, we generate a new random matrix \mathbf{X} and a new initialization. Our stopping criterion is $\text{To1RMFE} = 10^{-4}$. Fig. 4a shows the number of overall iterations $\ell \times D$. The error evolution as a function of CPU time is shown in Fig. 4b, for a randomly-chosen run, stopping at $\text{To1Fun} = 10^{-20}$.

In agreement with the results in [13], all trials achieved the target RMFE. In terms of number of iterations, NIHT has the smallest number of iterations among the projection-based methods, whereas SVP has the largest, as expected from the theory. In agreement with the preceding experiments on geometric data and our CC results, we observe that in general, CD methods take the longest CPU time to reach the same RMFE despite their relatively small number of iterations. Fig. 4 shows that in certain cases, ABG and ABG-P converges particularly

fast in this setting. Fig. 4b shows a case in which the two ABG methods were the fastest to reach the designated error. Among the projection-based methods, NIHT is the fastest, in agreement with its smaller number of overall iterations. This random matrix setting differs from the geometric data in Section V-C2 by (i) not containing zero entries in \mathbf{X} and (ii) being overdetermined, which might explain the difference in convergence patterns compared with those in Fig. 3. We mention that for $K = 6$ and $R_A = 2 = R_B$, none of our methods managed to decrease the RMFE below a rather large value, in agreement with [13, Sec. 6.1], and although $N_{\text{data}} = 400 < N_{\text{model}} = 404$.

VI. DISCUSSION

The main contribution of this paper is a connection between the new problem of PSDMF and some canonical primitives in the recent signal processing literature such as PR and ARM. Based on this connection, we showed that families of PSDMF algorithms can be readily derived from their PR and ARM counterparts. Extensive numerical experiments compared and contrasted the performance of the proposed algorithms on benchmark datasets, showing that our proposed methods can outperform state-of-the-art algorithms [3] in terms of their convergence rates, ability to avoid local stationary points, and computational complexities, in various cases.

This observation and connection have, however, their limitations, as PSDMF is a significantly more challenging problem than PR and ARM, in certain respects, as detailed in Section III-C. In particular, PSDMF is highly non-convex, a challenge encountered in most, if not all, matrix factorization problems. This results in the problem of finding a good initialization for PSDMF algorithms. For PR and ARM, good initialization methods—such as spectral initialization—have been found based on knowing the true “dictionary” \mathcal{A} . The analogue of the dictionary is unknown for PSDMF problems. Indeed, we have discovered that methods that are fast and effective for PR and ARM are not always useful in the PSDMF framework, as shown in some of our numerical experiments. As another example, we have also implemented the conjugate gradient iterative hard thresholding (CGIHT) [43] algorithm in the alternating PSDMF framework. However, CGIHT is very sensitive to initialization and thus failed on several of the benchmark datasets used in Section V.

Nevertheless, revealing the connection between PSDMF, PR and ARM opens the door to new algorithms and, more importantly, analyses. Like NMF, alternating methods are almost always used to solve PSDMF problems. Hence, we envision that some of the techniques used to analyze NMF may also be of utility.

Another potential impact of this work is in applications—especially those related to nonnegative and phaseless data. Our enrichment of the numerical tools available for PSDMF optimization motivates considering these tools in existing and new application. One natural extension of our work is applying our algorithms in quantum-based analysis of signal processing problems: for example, recommender systems [14] or probabilistic models [13]. Some of these applications may require

additional constraints, e.g., normalization as in POVMs. Another natural extension of our work is extending our algorithms from matrices to tensors, similarly to the algorithms for the tensor networks proposed by [13]. We leave these issues for future work.

REFERENCES

- [1] J. Gouveia, P. A. Parrilo, and R. R. Thomas, “Lifts of convex sets and cone factorizations,” *Mathematics of Operations Research*, vol. 38, no. 2, pp. 248–264, May 2013.
- [2] S. Fiorini, S. Massar, S. Pokutta, H. R. Tiwary, and R. De Wolf, “Linear vs. semidefinite extended formulations: exponential separation and strong lower bounds,” in *Proc. STOC*, May 2012, pp. 95–106.
- [3] A. Vandaele, F. Glineur, and N. Gillis, “Algorithms for positive semidefinite factorization,” *Computational Optimization and Applications*, vol. 71, no. 1, pp. 193–219, Sep 2018.
- [4] H. Fawzi, J. Gouveia, P. A. Parrilo, R. Z. Robinson, and R. R. Thomas, “Positive semidefinite rank,” *Mathematical Programming*, vol. 153, no. 1, pp. 133–177, Oct 2015.
- [5] L. B. Thomas, “Rank factorization of nonnegative matrices (A. Berman),” *SIAM Rev.*, vol. 16, no. 3, pp. 393–394, 1974.
- [6] J. E. Cohen and U. G. Rothblum, “Nonnegative ranks, decompositions, and factorizations of nonnegative matrices,” *Linear Algebra and its Applications*, vol. 190, pp. 149–168, September 1993.
- [7] P. Paatero and U. Tapper, “Positive matrix factorization: A non-negative factor model with optimal utilization of error estimates of data values,” *Environmetrics*, vol. 5, no. 2, pp. 111–126, Jun. 1994.
- [8] D. Donoho and V. Stodden, “When does non-negative matrix factorization give a correct decomposition into parts?” in *Proc. NeurIPS*, 2004, pp. 1141–1148.
- [9] M. Yannakakis, “Expressing combinatorial optimization problems by linear programs,” *Journal of Computer and System Sciences*, vol. 43, no. 3, pp. 441–466, Dec. 1991.
- [10] V. Kaibel, “Extended formulations in combinatorial optimization,” *arXiv:1104.1023 [math.CO]*, Apr. 2011.
- [11] J. van Apeldoorn, A. Gilyén, S. Gribling, and R. de Wolf, “Quantum SDP-Solvers: Better upper and lower bounds,” *Quantum*, vol. 4, p. 230, Feb. 2020.
- [12] R. Jain, Y. Shi, Z. Wei, and S. Zhang, “Efficient protocols for generating bipartite classical distributions and quantum states,” *IEEE Trans. Inf. Theory*, vol. 59, no. 8, pp. 5171–5178, Aug 2013.
- [13] I. Glasser, R. Sweke, N. Pancotti, J. Eisert, and I. Cirac, “Expressive power of tensor-network factorizations for probabilistic modeling,” in *Proc. NeurIPS*. Curran Associates, Inc., 2019, pp. 1496–1508.
- [14] C. J. Stark, “Recommender systems inspired by the structure of quantum theory,” *arXiv:1601.06035 [cs.LG]*, 2016.
- [15] M. Fazel, “Matrix rank minimization with applications,” Ph.D. dissertation, Stanford University, Stanford, CA, USA, Mar. 2002.
- [16] R. Meka, P. Jain, C. Caramanis, and I. S. Dhillon, “Rank minimization via online learning,” in *Proc. ICML*, ser. ICML ’08. New York, NY, USA: ACM, 2008, pp. 656–663.
- [17] B. Recht, M. Fazel, and P. Parrilo, “Guaranteed minimum-rank solutions of linear matrix equations via nuclear norm minimization,” *SIAM Rev.*, vol. 52, no. 3, pp. 471–501, 2010.
- [18] Q. Zheng and J. Lafferty, “A convergent gradient descent algorithm for rank minimization and semidefinite programming from random linear measurements,” in *Proc. NeurIPS*, 2015, pp. 109–117.
- [19] S. Tu, R. Boczar, M. Simchowitz, M. Soltanolkotabi, and B. Recht, “Low-rank solutions of linear matrix equations via Procrustes flow,” in *Proc. ICML*, ser. Proceedings of Machine Learning Research, vol. 48. New York, New York, USA: PMLR, Jun. 2016, pp. 964–973.
- [20] P. Jain, R. Meka, and I. S. Dhillon, “Guaranteed rank minimization via singular value projection,” in *Proc. NeurIPS*, 2010, pp. 937–945.
- [21] D. Goldfarb and S. Ma, “Convergence of fixed-point continuation algorithms for matrix rank minimization,” *Foundations of Computational Mathematics*, vol. 11, no. 2, pp. 183–210, 2011.
- [22] J. Tanner and K. Wei, “Normalized iterative hard thresholding for matrix completion,” *SIAM J. Sci. Comput.*, vol. 35, no. 5, pp. S104–S125, 2013.
- [23] E. J. Candès, T. Strohmer, and V. Voroninski, “Phaselift: Exact and stable signal recovery from magnitude measurements via convex programming,” *Communications on Pure and Applied Mathematics*, vol. 66, no. 8, pp. 1241–1274, 2013.
- [24] E. Candès, Y. C. Eldar, T. Strohmer, and V. Voroninski, “Phase retrieval via matrix completion,” *SIAM Rev.*, vol. 57, no. 2, pp. 225–251, 2015.
- [25] E. J. Candès, X. Li, and M. Soltanolkotabi, “Phase retrieval via Wirtinger flow: Theory and algorithms,” *IEEE Trans. Inf. Theory*, vol. 61, no. 4, pp. 1985–2007, April 2015.
- [26] T. Qiu, P. Babu, and D. P. Palomar, “PRIME: Phase retrieval via majorization-minimization,” *IEEE Trans. Signal Process.*, vol. 64, no. 19, pp. 5174–5186, Oct 2016.
- [27] Y. Chen and E. Candès, “Solving random quadratic systems of equations is nearly as easy as solving linear systems,” in *Proc. NeurIPS*. Curran Associates, Inc., 2015, pp. 739–747.
- [28] R. Chandra, Z. Zhong, J. Hontz, V. McCulloch, C. Studer, and T. Goldstein, “PhasePack: A phase retrieval library,” in *Proc. ACSSC*, Pacific Grove, CA, USA, Oct 2017, pp. 1617–1621.
- [29] A. Basu, M. Dinitz, and X. Li, “Computing approximate PSD factorizations,” in *Proc. APPROX/RANDOM*, vol. 60, Dagstuhl, Germany, Sep. 2016, pp. 2:1–2:12.
- [30] T. Blumensath and M. E. Davies, “Iterative hard thresholding for compressed sensing,” *Applied and Computational Harmonic Analysis*, vol. 27, no. 3, pp. 265–274, 2009.
- [31] Y. E. Nesterov, “A method of solving a convex programming problem with convergence rate $o(\frac{1}{k^2})$,” *Dokl. Akad. Nauk SSSR*, vol. 269, pp. 543–547, 1983.
- [32] T. Blumensath and M. E. Davies, “Normalized iterative hard thresholding: Guaranteed stability and performance,” *IEEE J. Sel. Topics Signal Process.*, vol. 4, no. 2, pp. 298–309, Apr. 2010.
- [33] D. Lahat and C. Févotte, “Positive semidefinite matrix factorization: A link to phase retrieval and a block gradient algorithm,” in *Proc. Int. Conf. Acoustics, Speech, Signal Processing (ICASSP)*, Barcelona, Spain, May 2020.
- [34] D. Lahat and C. Févotte, “Positive semidefinite matrix factorization based on truncated Wirtinger flow,” accepted to EUSIPCO 2020. [Online]. Available: <https://hal.archives-ouvertes.fr/hal-02886419>
- [35] Y. Chen and E. J. Candès, “Solving random quadratic systems of equations is nearly as easy as solving linear systems,” *Communications on Pure and Applied Mathematics*, vol. 70, no. 5, pp. 822–883, 2017.
- [36] J. Gouveia, P. A. Parrilo, and R. R. Thomas, “Approximate cone factorizations and lifts of polytopes,” *Mathematical Programming*, vol. 151, no. 2, pp. 613–637, Jul. 2015.
- [37] S. Burer and R. D. C. Monteiro, “A nonlinear programming algorithm for solving semidefinite programs via low-rank factorization,” *Mathematical Programming*, vol. 95, no. 2, pp. 329–357, Feb 2003.
- [38] S. Gribling, D. de Laat, and M. Laurent, “Lower bounds on matrix factorization ranks via noncommutative polynomial optimization,” *Foundations of Computational Mathematics*, Jan 2019.
- [39] Y. Shitov, “Euclidean distance matrices and separations in communication complexity theory,” *Discrete & Computational Geometry*, vol. 61, no. 3, pp. 653–660, Apr 2019.
- [40] P. Anttila, P. Paatero, U. Tapper, and O. Järvinen, “Source identification of bulk wet deposition in finland by positive matrix factorization,” *Atmospheric Environment*, vol. 29, no. 14, pp. 1705–1718, 1995.
- [41] D. D. Lee and H. S. Seung, “Learning the parts of objects by non-negative matrix factorization,” *Nature*, vol. 401, no. 6755, pp. 788–791, Oct. 1999.
- [42] M. Fazel, E. Candès, B. Recht, and P. Parrilo, “Compressed sensing and robust recovery of low rank matrices,” in *Proc. ACSSC*, Pacific Grove, CA, USA, Oct. 2008, pp. 1043–1047.
- [43] J. D. Blanchard, J. Tanner, and K. Wei, “CGHT: conjugate gradient iterative hard thresholding for compressed sensing and matrix completion,” *Information and Inference: A Journal of the IMA*, vol. 4, no. 4, pp. 289–327, Dec 2015.
- [44] Z. Xue, X. Yuan, J. Ma, and Y. Ma, “TARM: A turbo-type algorithm for affine rank minimization,” *IEEE Trans. Signal Process.*, vol. 67, no. 22, pp. 5730–5745, Nov 2019.
- [45] K. Wei, J.-F. Cai, T. F. Chan, and S. Leung, “Guarantees of Riemannian optimization for low rank matrix recovery,” *SIAM J. Matrix Anal. Appl.*, vol. 37, no. 3, pp. 1198–1222, 2016.
- [46] A. Vandaele, F. Glineur, and N. Gillis. Code for PSD factorization. [Online]. Available: <https://sites.google.com/site/exactnmf/psd-factorization>