

Deep multi-metric learning for text-independent speaker verification

Jiwei Xu^a, Xinggang Wang^{a,*}, Bin Feng^a, Wenyu Liu^a

^a*School of Electronic Information and Communications,
Huazhong University of Science and Technology, Wuhan 430074, China*

Abstract

Text-independent speaker verification is an important artificial intelligence problem that has a wide spectrum of applications, such as criminal investigation, payment certification, and interest-based customer services. The purpose of text-independent speaker verification is to determine whether two given uncontrolled utterances originate from the same speaker or not. Extracting speech features for each speaker using deep neural networks is a promising direction to explore and a straightforward solution is to train the discriminative feature extraction network by using a metric learning loss function. However, a single loss function often has certain limitations. Thus, we use deep multi-metric learning to address the problem and introduce three different losses for this problem, i.e., triplet loss, n-pair loss and angular loss. The three loss functions work in a cooperative way to train a feature extraction network equipped with Residual connections and squeeze-and-excitation attention. We conduct experiments on the large-scale VoxCeleb2 dataset, which contains over a million utterances from over 6,000 speakers, and the proposed deep neural network obtains an equal error rate of 3.48%, which is a very competitive result. Codes for both training and testing and pretrained models are available at <https://github.com/GreatJiweix/DmmlTiSV>, which is the first publicly available code repository for large-scale text-independent speaker verification with performance on par with the state-of-the-art systems.

Keywords: Speaker verification, n-pair loss, angular loss, triplet loss, SENet

1. Introduction

SV (speaker verification) is a key technology for intelligent interaction. It can be widely used in financial payment, criminal investigation, national defense and other fields. It is one application in speech recognition that aims to verify a claimed identity based on his/her utterance [1]. This task is a 1 : 1 match where one speaker's voice is matched to a particular template. SV can be categorized into text-dependent and text-independent [2, 3]. The text-dependent SV system requires the speech to be produced from a fixed or prompted text phrase, while the text-independent SV system operates on unconstrained speech. Therefore, text-independent SV is a more challenging problem, but it is more useful in practical applications.

Generally, a deep learning-based SV system contains the training step and testing step [3]. In the training step, we use a large collection of utterances to train an SV neural network. The learned deep neural network model is used as a universal feature extractor for any testing speaker. Then in the testing step, two different utterances are separately sent to the learned deep model for feature extraction, and we compute the similarity based on the two feature vectors to perform SV. In the test phase, the false acceptance/rejection rates depend on the predefined threshold [4]. The equal error rate (EER) metric projects the error when the two aforementioned rates are equal. The basic training verification system is shown in Figure 1.

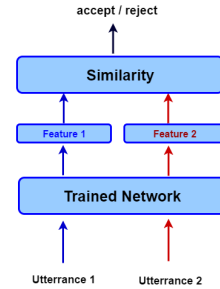


Figure 1: Illustration of SV using a deep metric learning network.

Before the era of deep learning, traditional SV models made remarkable achievements. For example, the Gaussian mixture model with a universal background model (GMM-UBM) [5] uses a sufficiently large speech dataset of several hours from multiple sources. For a D -dimensional feature vector \mathbf{x} , the mixture density used for the likelihood function is defined as

$$P(\mathbf{x}|\lambda) = \sum_{i=1}^M w_i p_i(\mathbf{x}). \quad (1)$$

The density is a weighted linear combination of M unimodal Gaussian densities, $p_i(\mathbf{x})$, each of which is parameterized by a mean $D \times 1$ vector, μ , and a $D \times D$ covariance matrix Σ_i [6]:

$$P_i(\mathbf{x}) = \frac{1}{(2\pi)^{D/2} |\Sigma_i|^{1/2}} \exp \left\{ -\frac{1}{2} (\mathbf{x} - \mu_i)' (\Sigma_i^{-1}) (\mathbf{x} - \mu_i) \right\}. \quad (2)$$

Furthermore, the mixture weights w_i satisfy the constraint

* Corresponding author
Email address: xgwang@hust.edu.cn (Xinggang Wang)

$\sum_{i=1}^M w_i = 1$. The GMM-UBM system is a straightforward generative approach for an SV task, using a sufficiently large speech data sample of several hours from multiple sources. The UBM is represented as follows:

$$\lambda = (\mathbf{w}, \boldsymbol{\mu}, \boldsymbol{\Sigma}), \quad (3)$$

where \mathbf{w} is the weight of the i -th Gaussian component, $\boldsymbol{\mu}$ represents the mean and $\boldsymbol{\Sigma}$ is the covariance matrix of the i -th Gaussian component. Each speaker is represented as a GMM derived by maximum-a-posteriori (MAP) adaptation from UBM.

Apart from GMM-UBM, i-vector[7] is another state-of-the-art SV framework. It models the speaker factors and channel factors and converts the utterance of the speaker identity to a low-dimensional embedding representation. The i-vector representation, whose role is to represent an utterance of arbitrary duration by a vector of fixed dimension which we denote by d (in the range of 400 to 600), originates from the joint-factor analysis [8] method. The SV systems based on i-vector represent the high-dimensional GMM supervector in a transform vector (TV) space which reduces the supervector into low-dimensional factors. In TV space, the GMM supervector, is projected as

$$\mathbf{M} = \mathbf{m} + \mathbf{T}\mathbf{i}, \quad (4)$$

where \mathbf{T} is a low-rank factor loading matrix, \mathbf{m} is channel and \mathbf{i} is the speaker-independent supervector whose prior distribution is assumed to be standard normal:

$$\mathbf{i} \sim N(\mathbf{0}, \mathbf{I}), \quad (5)$$

an in-depth review of these traditional methods is given in [2].

Recently deep convolution neural networks (CNN) have witnessed a wide spectrum of applications in computer vision [9, 10], natural language processing (NLP) [11, 12] and speech recognition [13, 14]. Motivated by the powerful feature extraction capability and recent successes of deep learning applied to SV, more deep learning-based SV methods have been developed. Recently, [15] has achieved the results of the new state-of-the-art. These works extract bottleneck features from deep neural networks (DNN) that are trained by probabilistic linear discriminant analysis (PLDA) [16] or deep metric learning loss (such as contrastive loss [17], triplet loss [18] or angular softmax Loss [19]). In [20], SV systems with DNN are shown to achieve better performance than traditional SV methods. Therefore, a text-independent SV framework based on the deep residual network (ResNet) [21] is investigated in this study, where a non-fixed length speaker discriminative model is learned from sparse speech features and utilized as a feature representation for SV tasks. Training ResNet for SV requires metric learning loss functions. In this paper, we find the complementarity among different metrics (e.g., softmax loss, triplet loss, n-pair loss and angular loss) and a multi-metric learning scheme for text-independent SV. In experiments, we demonstrate the superiority of multi-metric training on a large-scale dataset.

The rest of this paper is organized as follows. In Section 2, previous related work on SV is described. In Section 3 we present our method. Section 4 shows the experimental results of our SV system. Finally, Section 5 concludes the paper.

2. Related Work

The traditional SV models, such as GMM-UBM [5] and i-vector [7], have been the state-of-the-art approaches for a long time. All the above mentioned-methods rely on low dimensional input features extracted by using mel-frequency cepstrum coefficients (MFCC), however, MFCC is known to suffer from performance degradation under real-world noise conditions as demonstrated by [22, 23]. Deep Convolutional Neural Networks (DCNN) have proven to be effective to extract intrinsic features from noisy data, thus various speech applications [24, 25, 26] have been proposed based on DCNN. Why is convolution useful for text-independent SV? First, text-independent SV is based on the intrinsic feature of a human utterance, which can be extracted from small fragments in speech. Convolution allows spatial translation invariance and operates on local features. Thus, convolution is more suitable to extract speech features. Second, the convolutional neural network benefits from data augmentation. Thirdly, it is computationally efficient. Ultimately, similar to image classification and face recognition, SV is suitably solved using DCNN.

In recent years, deep learning, especially deep metric learning, has achieved outstanding results in face verification and re-identification problems. The most commonly used metric learning loss function is the triplet loss [18]. The goal of triplet loss is to minimize the distance of the same class pairs and maximize the distance of different class pairs. Although the triplet loss has achieved great results in many tasks, it is restricted to the class imbalance problem and needs a long training time to converge. N-pair loss [27] pays more attention to the information of one negative sample in each optimization. To reduce the training burden, each mini-batch selects N pair of examples from N different classes and builds N tuples to accelerate the model convergence. Different from triplet loss and N-pair loss using the euclidean distance, angular softmax loss [19] modifies the softmax loss function to learn angularly discriminative embeddings and use a controllable parameter to constraint the intra-speaker variation of the learned embeddings. Based on the above analysis, we believe that the three loss functions exhibit a certain complementarity, and combine them to further optimize the network. Inspired by the recent SENet (squeeze-and-excitation networks) method [28, 4], our study on SE block illustrates that different channels of a feature map play different roles in specific objects. The SE block discards the pooling layer and uses 1×1 convolutional layer to replace the fully-connected layer for learning spatial information. Meanwhile, The SE block is also computationally inexpensive and imposes only a slight increase in model complexity and computational burden.

At present, there are many methods of metric learning that have achieved good results in SV. [1] introduced triplet loss [29] into SV and achieved very competitive results. [30] used angular softmax [31] achieved an obvious performance improvement compared with other methods in the SV task. The combination of center loss [32] and softmax loss has also been shown to provide good results in the SV task [33, 24]. Regarding the effectiveness of angular softmax loss, center loss and triplet loss

for face verification, it is worth exploring their power in the task of SV, which has never been studied before.

3. Method

In this section, we first describe the architecture of our network in Figure 2. As the combination of ResNet [21] and SENet [28, 34] has been proven to achieve a good performance on the person re-identification (re-ID) task [35], we will embed the SE block in the ResNet to explore the channel-wise relationship for the SV task. Finally, we will analyze the previous metric losses and combine them to complement each other.

3.1. Training Architecture

As shown in Figure 2, the training architecture of our method can be divided into two components: the ResNet-50 backbone and the loss functions. Here, the ResNet-50 backbone serves as a multi-scale feature extractor. In the second component, we separately calculate the triplet loss, N-pair loss, angular loss and softmax loss, and then devise a combination of those losses to optimize our network.

3.2. SENet block

In previous studies [36, 37], the importance of attention has been proven in SV. The network will pay more attention to the discriminative local regions for SV. In recent works, the squeeze-and-excitation network (SENet) and Mancs [35] illustrate that different channels of a feature map play different roles in specifying objects/parts. Taking those into consideration, we will introduce the SE block to the network in order to improve the performance of the network.

As illustrated in Figure 3, the proposed SE block discards the pooling layer and replaces fully-connected layers with 1×1 convolutional layers to regain the spatial information [35]. Given the input feature map F_i of SE block, the output attention map M can be computed as follow:

$$M = \text{Sigmoid}(\text{Conv}(\text{ReLU}(\text{Conv}(F_i))))), \quad (6)$$

where the two Conv operators are 1×1 convolution. The roles of these two 1×1 convolutional layers are various. The inner one is used for squeeze and the outer one is used for excitation. The 1×1 convolution kernel can greatly increase the nonlinear characteristics (using the nonlinear activation function followed by the non-loss resolution) while keeping the feature map scale constant (i.e., without loss of resolution), making the network very deep). Via the SE block, we can obtain the feature map F_o with attention information as

$$F_o = F_i \times M + F_i. \quad (7)$$

With the attention feature maps added to the original feature map, it is believed that the discriminative information is emphasized.

3.3. Triplet loss

At each training iteration, we sample a mini-batch of triplets, for each of which $T = (X_a, X_p, X_n)$ consists of an anchor point X_a , associated with a pair composed of a positive sample X_p and a negative sample X_n . The goal of triplet loss is to push away the negative point X_n from the anchor X_a by a distance margin $m > 0$ compared to the positive X_p . Triplet loss is usually defined as follows:

$$L_{tri} = [\|X_a - X_p\|^2 + m - \|X_a - X_n\|^2]_+. \quad (8)$$

Although triplet loss has achieved good results in many tasks, it has strict requirements on sampling strategies and takes a long training time to converge. Therefore, this paper introduces n-pair loss [38] and angular loss [39].

3.4. N-pair loss

The traditional triplet loss only pays attention to the information of one negative sample in each optimization. Our assessment is that the training is slow and the information concerned is not comprehensive enough, so we introduce $(N + 1)$ -tuplet loss that optimizes the identification of a positive example from $N - 1$ negative examples. By comparing with Figure 4, we can observe that the traditional triplet loss is only a special case of $(N + 1)$ -tuplet loss, where $N = 2$.

$$L_{(N+1)\text{-tuplet}} = \log(1 + \sum_{i=1}^{N-1} \exp(f^\top f_i - f^\top f)), \quad (9)$$

where f is an embedding kernel defined by the deep neural network. To reduce the training burden while making full use of each batch of training samples, we propose a new training strategy. The corresponding $(N+1)$ -tuplet loss, which we refer to as the n-pair loss, can be formulated as follows:

$$L_{n\text{-pair}} = \sum_{i=1}^N \log(1 + \sum_{i \neq j} \exp(f_i^\top f_j^+ - f_i^\top f_j^+)). \quad (10)$$

Both the triplet loss and the n-pair loss only consider the distance between the anchor and the positive example and the anchor and the negative example; however, they do not consider the distance between the positive and the negative example, so the information is not comprehensive. Therefore, this paper introduces a more easily trained loss function, i.e., angular loss [39].

3.5. Angular loss

Let us first imagine such an example, assuming three points X_a , X_p and X_n , and these three points form a triangle $\triangle apn$, whose edges are denoted as $d_{ap} = X_a - X_p$, $d_{an} = X_a - X_n$, $d_{np} = X_n - X_p$, the traditional triplet loss can be seen as $d_{ap} + m < d_{an}$. We consider that the anchor and the positive example share the same label, so we can also optimize $d_{ap} + m < d_{pn}$. Within the triangle $\triangle apn$, our goal is to find a solution that satisfies $d_{ap} < d_{pn}$ and $d_{ap} < d_{an}$, taking into account the fact that we can set a threshold that guarantees $\angle n \leq \angle \alpha$, in which α is our pre-set threshold.

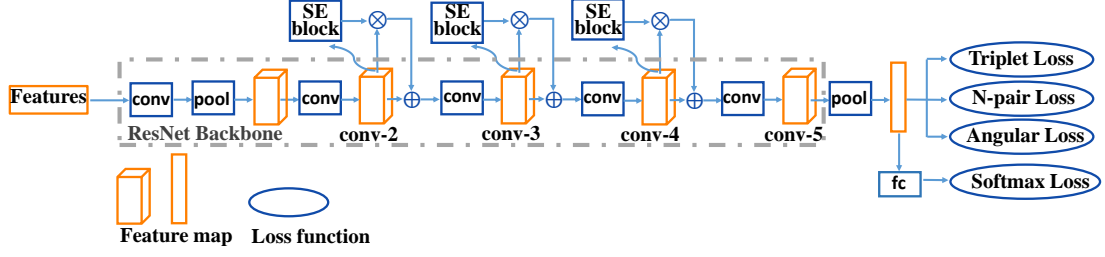


Figure 2: The network architecture for training: its backbone network is ResNet-50; the pooling layers are all spatial average pooling; and the SE block is an attention module which is described in Figure 3; and has four loss functions, i.e., softmax loss, triplet loss, n-pair loss and angular loss.

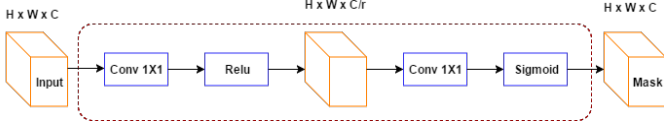


Figure 3: The Squeeze-and-Excitation (SE) block in our SV network.

However, in the actual optimization process, it is not very stable to consider only $\angle n$. Figure 5 (a) is a special example, in $\triangle apn$, $\angle a > 90^\circ$, and d_{an} does not decrease when X_n is transformed to the position of X'_n .

To fix this issue, we re-construct a triplet triangle for more stable optimization. Let us set point X_c to the center point of X_a and X_p , $X_c = (X_a + X_p)/2$. X_m is a point on the circle centered at X_c and satisfies that $X_m X_c$ is vertical with $X_c X_n$. The triangle we re-construct is $\triangle mcn$; at this point, the angle $\angle n'$ is the angle we want to optimize. In the triangle $\triangle mcn$, we can see that this formula is satisfied:

$$\sin \angle n' = \frac{\|X_m - X_c\|}{\|X_n - X_c\|} = \frac{\|X_a - X_p\|}{2\|X_n - X_c\|} \leq \tan \alpha. \quad (11)$$

Considering that X_c is the center point of X_p and X_a , therefore $\|X_m - X_c\| = \|X_p - X_c\| = 0.5 * \|X_p - X_a\|$. According to Eq. (8), we obtain the following equation:

$$\|X_p - X_a\|^2 \leq 4\|X_n - X_c\|^2 \tan^2 \alpha. \quad (12)$$

Inspired by the triplet loss our angular loss consists of minimizing the following hinge loss:

$$L_{ang} = \max(4\|X_n - X_c\|^2 \tan^2 \alpha - \|X_p - X_a\|^2, 0). \quad (13)$$

3.6. Multitask learning

Multi-task learning has achieved good results in many areas, such as face verification [40], person re-ID [41, 35], SV [42], metric learning [43, 44], etc. Considering that these tasks and the SV task have certain similarities, we can also use this method for training. The loss functions learned for metric learning in this paper have their advantages and disadvantages. The benefits of the combination of n-pair loss and angular loss have been verified in [39]. However, to the best of our knowledge, no studies exist that have used triplet loss with them. Our approach is to disclose some complementarity between them, which has been verified in our experiments. In addition, we use softmax loss with them to form a multi-task learning to further improve

performance. As shown in Figure 2, the two tasks share the same backbone network. In training, the corresponding three loss functions are optimized jointly. The overall loss is defined as follows:

$$L = \lambda_{n-pair} L_{n-pair} + \lambda_{tri} L_{tri} + \lambda_{ang} L_{ang} + \lambda_{soft} L_{soft}, \quad (14)$$

where λ_{n-pair} , λ_{tri} , λ_{ang} and λ_{soft} are weight factors for the loss functions.

4. Experiments

4.1. Dataset

We perform experiments on the VoxCeleb [45] and VoxCeleb2 [46] datasets. We train our model on the training set of VoxCeleb2, which contains 1,128,246 utterances from 5,994 speakers. All models, including our model and the compared models, are tested on the testing set of VoxCeleb, which contains 37,720 utterance pairs from 40 speakers. The average duration of training and testing data are 8.24s and 8.28s, respectively.

The utterances are extracted from videos on YouTube. Since these utterances originate from natural scenes, the signal quality is not very good and the background is noisy. Therefore, we firmly believe that if we can obtain good experimental results on this dataset, our method can be extended to more datasets and applied in the wild.

4.2. Data representation

We first use traditional digital signal processing methods to characterize speech signals. The libROSA package [47] is used for speech feature extraction. Spectrograms are generated in a sliding window fashion using a Hamming window with a width 20ms and a step of 10ms, in exactly the same manner as that of [48]. Then we can obtain a vector whose dimension is the number of frames $\times 161$. Without loss of generality, we randomly intercept the three-second speech utterance, convert it to a 300×161 vector, and then copy it three times, constructing a $3 \times 300 \times 161$ vector similar to an image. If the duration of an utterance is less than 3 seconds, we will copy the utterance to 3 seconds.

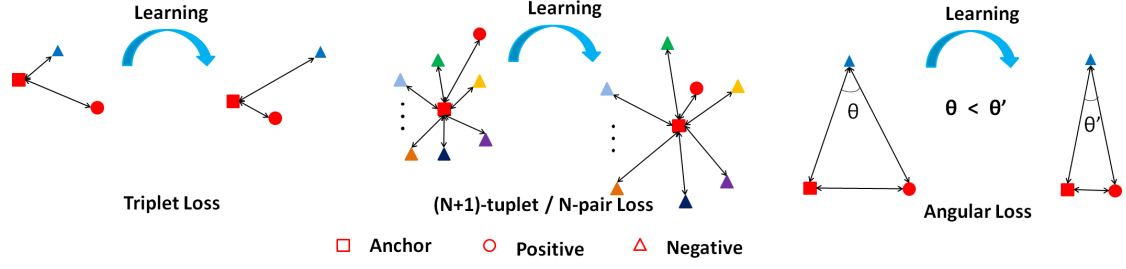


Figure 4: Illustration of triplet loss, (N+1)-tuple loss, n-pair loss and angular loss.

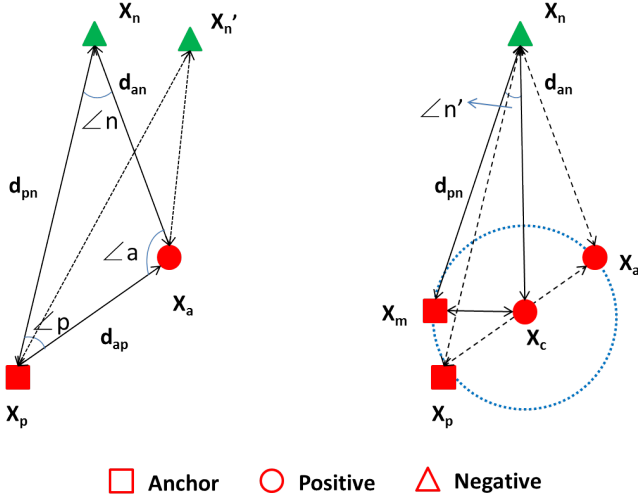


Figure 5: Illustration of Δ_{apn} and Δ_{cmn} when computing angular loss.

4.3. Training configurations

We implement our network based on PyTorch [49]. ResNet has been proven to be very effective in many tasks, so we also chose ResNet as the backbone. Considering that [46] chose ResNet-50 as the backbone, for fair comparison, we also chose the network as our backbone. We take the ResNet-50 model pretrained on ImageNet as the backbone. We extract the conv-2, conv-3 and conv-4 feature maps to generate attention masks by SE blocks, and add them back into the mainstream. The last conv-5 feature map is used for generating the final utterance identity feature. We adopt the *PK* sampling strategy to form every mini-batch. The values of both P and K are set to 64 and 2, respectively. This is to consider the set requirements of n-pair loss and angular loss and to ensure the difficulty of hard negative samples when training triplet loss using a batch-hard sampling strategy. The activation function of the last convolutional layer is changed from ReLU to PReLU [50], which can effectively improve the over-fitting problem of the model. λ_{n-pair} , λ_{soft} , λ_{tri} and λ_{ang} are set to 0.5, 0.1, 1.0 and 1.0, respectively. The margin α in Eq. (8) is set to 45° . We adopt the Adam optimizer with an initial learning rate of 3×10^{-4} in our experiments to minimize the three losses.

4.4. Comparisons with the state-of-the-art methods

We evaluated our proposed method against 13 existing methods on VoxCeleb. As shown in Table 1, our model achieves the best result among the compared methods. As shown in the table there are currently two ways [46, 51] that can obtain an EER lower than 4%, and our method exceeds them.

4.5. Ablation study

We further perform several ablative experiments to verify the effectiveness of each individual loss function of our proposed model. The results are shown in Table 2. We always apply softmax classification loss, which is simple and can stabilize the training process. The EER of triplet loss, N-pair loss and angular loss are 5.00%, 4.90% and 5.72%, respectively. We found that angular loss can not achieve better results than triplet loss, which occurs triplet loss employs a semi-hard sampling strategy while the angular loss function does not. Integrating triplet loss, N-pair loss and angular loss can obtain the best results, which is 3.48% EER.

Through the experiments, we can see that the best results are obtained by training multiple losses together. We analyze this combination approach because there is some complementarity between the three losses. First, if a strict sampling strategy and a large amount of training time are adopted, triplet loss can achieve good results, but the selection of margin is difficult during training. The sampling strategy we use in this paper is the semi-hard example mining method which was presented in [29]. In addition, triplet loss compares one positive sample with one negative sample during training, and we contend that the compared examples in each batch are insufficient. Second, the n-pair loss can make full use of the training data in a batch by considering the pairwise information between negative samples, which speeds up the training process and achieves good results but it does not require a good sampling strategy during training. Third, compared with the traditional triplet loss, the n-pair loss is defined on the absolute distance between points. The proposed angular constraint offers three advantages: 1) Angle is a similarity-transform invariant metric, which is insensitive to the magnitude of features. 2) The original triplet loss only considers the two sides of the triangle but $\angle n$ takes into account the three sides of the triangle, so the information considered is more comprehensive. 3) In the original triplet loss, it is difficult to set a standard threshold α . However, in our angular loss, setting the threshold α is relatively easy because it has a clear

Table 1: Speaker verification results on the standard VoxCeleb benchmark. Results of the compared methods are quoted from their original papers.

Method	Dataset(s)	Architecture	Pooling	EER (%)
VoxCeleb [45]	VoxCeleb1	PLDA+SVM	Variable Length	8.80
VoxCeleb [45]	VoxCeleb1	VGG-M	Variable Length	10.2
VoxCeleb [45]	VoxCeleb1	VGG-M	Variable Length	7.80
CNN-TAP [52]	VoxCeleb1	Thin ResNet-34	Multi-Crop	5.27
i-vector [51]	VoxCeleb1+PRISM	PLDA	Multi-Crop	5.39
TDNN [51]	VoxCeleb1+PRISM	TDNN	Multi-Crop	4.70
LM [51]	VoxCeleb1+PRISM	TDNN	Multi-Crop	4.69
LDE-ASoftmax [52]	VoxCeleb1	Thin ResNet-34	LDE	4.41
TDNN [51]	VoxCeleb1	TDNN	Attentive Stat.	3.85
VoxCeleb2 [46]	VoxCeleb1+PRISM	ResNet-50	Avariable Length	4.19
VoxCeleb2 [46]	VoxCeleb2	ResNet-50	Multi-Crop	4.43
VoxCeleb2 [46]	VoxCeleb2	ResNet-50	Average Dist.	3.95
Ours	VoxCeleb2	ResNet-50	Average Dist.	3.48

Table 2: Ablation studies of the loss functions.

Triplet loss	✓			✓
N-pair loss		✓		✓
Angular loss			✓	✓
Softmax loss	✓	✓	✓	✓
EER (%)	5.00	4.90	5.72	3.48

geometric meaning. However, the disadvantage of angular loss and n-pair loss is the same, that is, there is no good sampling strategy, which leads to the emergence of many invalid training data during the training. Finally, based on the above analysis, we believe that training the three loss functions together can complement each other, which was also verified in the experiment.

In addition, through the comparison experiments, we found that adding the SENet block can achieve a clear performance improvement and the EER decreases from 3.78% to 3.48%. The role of the SE block is that it can significantly improve the discrimination of local features, which has also been confirmed in other tasks [53, 54, 53].

4.6. Training and Testing Time

All experiments are run on a server with two TITAN XP GPUs. We find that it takes approximately 9 days to train in the VoxCeleb2 dataset using all the loss functions. To reduce the training time, our strategy is to use softmax pre-training to initialize the weights of the network which takes approximately 2 days, and then fine-tune the network which takes approximately 5 days. Overall, this saves 2 days of training time and obtains similar results to the models trained for 9 days. In the testing stage, we take the same settings as in [46] and sample 10 three-second temporal crops from each test segment, compute the distances between every possible pair of crops ($10 \times 10 = 100$) from the two speech segments, and use the mean of the 100 distances which takes approximately 5 hours.

5. Conclusion

In this paper, we investigate the application of triplet loss, n-pair loss and angular loss in the task of text-independent speaker verification (SV) based on deep learning. A single-metric loss function often has certain limitations and we found that multiple metric losses often have certain complementarity. Therefore, better results can be achieved by combining multiple metric learning losses. To the best of our knowledge, this is the first time that multiple metric learning loss functions have been applied to the field of text-independent SV. Inspired by the fact that attention can localize the most discriminative local regions for SV, we introduce the SE block into the network to further improve performance. Large-scale experiments show that our method has achieved very competitive results on the VoxCeleb1 test set and ablative studies confirm the effectiveness of the proposed deep multi-metric learning. To facilitate the research of text-independent SV, we have release all the training and testing source codes as well as pretrained models. We believe that our method can also be applied to tasks such as image retrieval, face recognition, and person re-identification, which will be explored our in future work.

Acknowledgments

This work was supported by NSFC (No. 61876212, No. 61733007, No. 61773176 and No. 61572207) and National Key R&D Program of China (No. 2018YFB1402600). We sincerely thank the anonymous reviewers for their helpful reviews.

References

References

- [1] C. Zhang, K. Koishida, J. H. Hansen, Text-independent speaker verification based on triplet convolutional neural network embeddings, *IEEE/ACM Transactions on Audio, Speech and Language Processing (TASLP)* 26 (9) (2018) 1633–1644.

- [2] J. H. Hansen, T. Hasan, Speaker recognition by machines and humans: A tutorial review, *IEEE Signal processing magazine* 32 (6) (2015) 74–99.
- [3] E. Variiani, X. Lei, E. McDermott, I. Lopez-Moreno, J. Gonzalez-Dominguez, Deep neural networks for small footprint text-dependent speaker verification., in: *ICASSP*, Vol. 14, Citeseer, 2014, pp. 4052–4056.
- [4] F. R. Rahman Chowdhury, Q. Wang, I. L. Moreno, L. Wan, Attention-based models for text-dependent speaker verification, in: *2018 IEEE International Conference on Acoustics, Speech and Signal Processing (ICASSP)*, IEEE, 2018, pp. 5359–5363.
- [5] A. Larcher, K. A. Lee, B. Ma, H. Li, Text-dependent speaker verification: Classifiers, databases and rsr2015, *Speech Communication* 60 (2014) 56–77.
- [6] D. A. Reynolds, T. F. Quatieri, R. B. Dunn, Speaker verification using adapted gaussian mixture models, *Digital signal processing* 10 (1-3) (2000) 19–41.
- [7] T. Stafylakis, P. Kenny, P. Ouellet, J. Perez, M. Kockmann, P. Dumouchel, Text-dependent speaker recognition using plda with uncertainty propagation, *matrix* 500 (2013) 1.
- [8] P. Kenny, P. Ouellet, N. Dehak, V. Gupta, P. Dumouchel, A study of interspeaker variability in speaker verification, *IEEE Transactions on Audio, Speech, and Language Processing* 16 (5) (2008) 980–988.
- [9] D. Yin, R. G. Lopes, J. Shlens, E. D. Cubuk, J. Gilmer, A fourier perspective on model robustness in computer vision, in: *Advances in Neural Information Processing Systems*, 2019, pp. 13255–13265.
- [10] K. Campbell, K. L. Carpenter, J. Hashemi, S. Espinosa, S. Marsan, J. S. Borg, Z. Chang, Q. Qiu, S. Vermeer, E. Adler, et al., Computer vision analysis captures atypical attention in toddlers with autism, *Autism* 23 (3) (2019) 619–628.
- [11] E. M. Ponti, H. Ohoran, Y. Berzak, I. Vulić, R. Reichart, T. Poibeau, E. Shutova, A. Korhonen, Modeling language variation and universals: A survey on typological linguistics for natural language processing, *Computational Linguistics* 45 (3) (2019) 559–601.
- [12] S. Ruder, M. E. Peters, S. Swayamdipta, T. Wolf, Transfer learning in natural language processing, in: *Proceedings of the 2019 Conference of the North American Chapter of the Association for Computational Linguistics: Tutorials*, 2019, pp. 15–18.
- [13] Y. He, T. N. Sainath, R. Prabhavalkar, I. McGraw, R. Alvarez, D. Zhao, D. Rybach, A. Kannan, Y. Wu, R. Pang, et al., Streaming end-to-end speech recognition for mobile devices, in: *ICASSP 2019-2019 IEEE International Conference on Acoustics, Speech and Signal Processing (ICASSP)*, IEEE, 2019, pp. 6381–6385.
- [14] A. B. Nassif, I. Shahin, I. Attili, M. Azzeh, K. Shaalan, Speech recognition using deep neural networks: A systematic review, *IEEE Access* 7 (2019) 19143–19165.
- [15] G. Bhattacharya, J. Alam, P. Kenny, Deep speaker recognition: Modular or monolithic?, in: *Proc. Interspeech*, 2019, pp. 1143–1147.
- [16] F. Ju, Y. Sun, J. Gao, Y. Hu, B. Yin, Probabilistic linear discriminant analysis with vectorial representation for tensor data, *IEEE transactions on neural networks and learning systems* 30 (10) (2019) 2938–2950.
- [17] Y. Cheng, H. Wang, A modified contrastive loss method for face recognition, *Pattern Recognition Letters* 125 (2019) 785–790.
- [18] T.-T. Do, T. Tran, I. Reid, V. Kumar, T. Hoang, G. Carneiro, A theoretically sound upper bound on the triplet loss for improving the efficiency of deep distance metric learning, in: *Proceedings of the IEEE Conference on Computer Vision and Pattern Recognition*, 2019, pp. 10404–10413.
- [19] Z. Li, L. He, J. Li, L. Wang, W.-Q. Zhang, Towards discriminative representations and unbiased predictions: Class-specific angular softmax for speech emotion recognition, *Proc. Interspeech 2019* (2019) 1696–1700.
- [20] G. Bhattacharya, M. J. Alam, P. Kenny, Deep speaker embeddings for short-duration speaker verification., in: *Interspeech*, 2017, pp. 1517–1521.
- [21] K. He, X. Zhang, S. Ren, J. Sun, Deep residual learning for image recognition, in: *Proceedings of the IEEE conference on computer vision and pattern recognition*, 2016, pp. 770–778.
- [22] U. Yapanel, X. Zhang, J. H. Hansen, High performance digit recognition in real car environments, in: *Seventh International Conference on Spoken Language Processing*, 2002.
- [23] J. H. Hansen, R. Sarikaya, U. Yapanel, B. Pellom, Robust speech recognition in noise: an evaluation using the spine corpus, in: *Seventh European Conference on Speech Communication and Technology*, 2001.
- [24] S. Yadav, A. Rai, Learning discriminative features for speaker identification and verification, *Proc. Interspeech 2018* (2018) 2237–2241.
- [25] S. Hershey, S. Chaudhuri, D. P. Ellis, J. F. Gemmeke, A. Jansen, R. C. Moore, M. Plakal, D. Platt, R. A. Saurous, B. Seybold, et al., Cnn architectures for large-scale audio classification, in: *2017 IEEE international conference on acoustics, speech and signal processing (icassp)*, IEEE, 2017, pp. 131–135.
- [26] Y. Lukic, C. Vogt, O. Dürr, T. Stadelmann, Speaker identification and clustering using convolutional neural networks, in: *2016 IEEE 26th international workshop on machine learning for signal processing (MLSP)*, IEEE, 2016, pp. 1–6.
- [27] B. Chen, W. Deng, Deep embedding learning with adaptive large margin n-pair loss for image retrieval and clustering, *Pattern Recognition* 93 (2019) 353–364.
- [28] S.-X. Zhang, Z. Chen, Y. Zhao, J. Li, Y. Gong, End-to-end attention based text-dependent speaker verification, in: *2016 IEEE Spoken Language Technology Workshop (SLT)*, IEEE, 2016, pp. 171–178.
- [29] F. Schroff, D. Kalenichenko, J. Philbin, Facenet: A unified embedding for face recognition and clustering, in: *Proceedings of the IEEE conference on computer vision and pattern recognition*, 2015, pp. 815–823.
- [30] Z. Huang, S. Wang, K. Yu, Angular softmax for short-duration text-independent speaker verification., in: *Interspeech*, 2018, pp. 3623–3627.
- [31] Y. Li, F. Gao, Z. Ou, J. Sun, Angular softmax loss for end-to-end speaker verification, in: *2018 11th International Symposium on Chinese Spoken Language Processing (ISCSLP)*, IEEE, 2018, pp. 190–194.
- [32] Y. Wen, K. Zhang, Z. Li, Y. Qiao, A discriminative feature learning approach for deep face recognition, in: *European conference on computer vision*, Springer, 2016, pp. 499–515.
- [33] N. Li, D. Tuo, D. Su, Z. Li, D. Yu, A. Tencent, Deep discriminative embeddings for duration robust speaker verification, *Proc. Interspeech 2018* (2018) 2262–2266.
- [34] S. Xie, C. Zhang, Z. Li, Z. Wang, Sparse high-level attention networks for person re-identification, in: *2019 IEEE 31st International Conference on Tools with Artificial Intelligence (ICTAI)*, IEEE, 2019, pp. 1499–1503.
- [35] C. Wang, Q. Zhang, C. Huang, W. Liu, X. Wang, Mancs: A multi-task attentional network with curriculum sampling for person re-identification, in: *European Conference on Computer Vision*, Springer, 2018, pp. 384–400.
- [36] Y. Zhang, M. Yu, N. Li, C. Yu, J. Cui, D. Yu, Seq2seq attentional siamese neural networks for text-dependent speaker verification, in: *ICASSP 2019-2019 IEEE International Conference on Acoustics, Speech and Signal Processing (ICASSP)*, IEEE, 2019, pp. 6131–6135.
- [37] T. Zhou, Y. Zhao, J. Li, Y. Gong, J. Wu, Cnn with phonetic attention for text-independent speaker verification, in: *2019 IEEE Automatic Speech Recognition and Understanding Workshop (ASRU)*, IEEE, 2019, pp. 718–725.
- [38] K. Sohn, Distance metric learning with n-pair loss, *uS Patent* 10,565,496 (Feb. 18 2020).
- [39] J. Wang, F. Zhou, S. Wen, X. Liu, Y. Lin, Deep metric learning with angular loss, in: *2017 IEEE International Conference on Computer Vision (ICCV)*, IEEE, 2017, pp. 2612–2620.
- [40] B. Lu, J.-C. Chen, C. D. Castillo, R. Chellappa, An experimental evaluation of covariates effects on unconstrained face verification, *IEEE Transactions on Biometrics, Behavior, and Identity Science* 1 (1) (2019) 42–55.
- [41] H. Ling, Z. Wang, P. Li, Y. Shi, J. Chen, F. Zou, Improving person re-identification by multi-task learning, *Neurocomputing* 347 (2019) 109–118.
- [42] J. Monteiro, J. Alam, T. H. Falk, Combining speaker recognition and metric learning for speaker-dependent representation learning, *Proc. Interspeech 2019* (2019) 4015–4019.
- [43] J. Lahoud, B. Ghanem, M. Pollefeys, M. R. Oswald, 3d instance segmentation via multi-task metric learning, in: *Proceedings of the IEEE International Conference on Computer Vision*, 2019, pp. 9256–9266.
- [44] L. Xu, X. Wei, J. Cao, S. Y. Philip, Multi-task network embedding, *International Journal of Data Science and Analytics* 8 (2) (2019) 183–198.
- [45] A. Nagrani, J. S. Chung, A. Zisserman, Voxceleb: A large-scale speaker identification dataset, *Proc. Interspeech 2017* (2017) 2616–2620.
- [46] J. S. Chung, A. Nagrani, A. Zisserman, Voxceleb2: Deep speaker recognition, *Proc. Interspeech 2018* (2018) 1086–1090.
- [47] B. McFee, C. Raffel, D. Liang, D. P. Ellis, M. McVicar, E. Battenberg, O. Nieto, librosa: Audio and music signal analysis in python, in: *Proceedings of the 14th python in science conference*, 2015, pp. 18–25.

- [48] CoinCheung, SphereReid, <https://github.com/CoinCheung/SphereReID>.
- [49] A. Paszke, S. Gross, F. Massa, A. Lerer, J. Bradbury, G. Chanan, T. Killeen, Z. Lin, N. Gimelshein, L. Antiga, et al., Pytorch: An imperative style, high-performance deep learning library, in: *Advances in Neural Information Processing Systems*, 2019, pp. 8024–8035.
- [50] F. Zuo, X. Liu, Dpgan: Prelu used in deep convolutional generative adversarial networks, in: *Proceedings of the 2019 International Conference on Robotics Systems and Vehicle Technology*, 2019, pp. 56–61.
- [51] K. Okabe, T. Koshinaka, K. Shinoda, Attentive statistics pooling for deep speaker embedding, *Proc. Interspeech 2018* (2018) 2252–2256.
- [52] W. Cai, J. Chen, M. Li, Exploring the encoding layer and loss function in end-to-end speaker and language recognition system, in: *Proc. Odyssey 2018 The Speaker and Language Recognition Workshop*, 2018, pp. 74–81.
- [53] X. Li, X. Shen, Y. Zhou, X. Wang, T.-Q. Li, Classification of breast cancer histopathological images using interleaved densenet with senet (idsnet), *Plos one* 15 (5) (2020) e0232127.
- [54] W. Yan, Y. Hua, Deep residual senet for foliage recognition, in: *Transactions on Edutainment XVI*, Springer, 2020, pp. 92–104.