

Combined sub-sampling and analytical integration for efficient large-scale *GW* calculations for 2D systems

Weiyi Xia¹, Weiwei Gao², Gabriel Lopez-Candales¹, Yabei Wu^{3,4}, Wei Ren⁵, Wenqing Zhang^{3,4}, and Peihong Zhang^{1*}

¹*Department of Physics, University at Buffalo,
State University of New York, Buffalo, New York 14260, USA*

²*Center for Computational Materials,
Oden Institute for Computational Engineering and Sciences,
The University of Texas at Austin, Austin, TX 78712, USA*

³*Department of Physics and Shenzhen Institute for Quantum Science & engineering,
Southern University of Science and Technology,
Shenzhen, Guangdong 518055, China*

⁴*Guangdong Provincial Key Lab for Computational Science and Materials Design,
and Shenzhen Municipal Key Lab for Advanced Quantum Materials and Devices,
Southern University of Science and Technology,
Shenzhen, Guangdong 518055, China and*

⁵*International Centre for Quantum and Molecular Structures and Department of Physics,
Shanghai University, Shanghai 200444, China*

(Dated: November 23, 2021)

Abstract

Accurate and efficient predictions of the quasiparticle properties of complex materials remain a major challenge due to the convergence issue and the unfavorable scaling of the computational cost with respect to the system size. Quasiparticle *GW* calculations for two dimensional (2D) materials are especially difficult. The unusual analytical behaviors of the dielectric screening and the electron self-energy of 2D materials make the conventional Brillouin zone (BZ) integration approach rather inefficient and require an extremely dense k -grid to properly converge the calculated quasiparticle energies. In this work, we present a combined non-uniform sub-sampling and analytical integration method that can drastically improve the efficiency of the BZ integration in 2D *GW* calculations. Our work is distinguished from previous work in that, instead of focusing on the intricate dielectric matrix or the screened Coulomb interaction matrix, we exploit the analytical behavior of various terms of the convolved self-energy $\Sigma(\mathbf{q})$ in the small \mathbf{q} limit. This method, when combined with another accelerated *GW* method that we developed recently, can drastically speed-up (by over three orders of magnitude) *GW* calculations for 2D materials. Our method allows fully converged *GW* calculations for complex 2D systems at a fraction of computational cost, facilitating future high throughput screening of the quasiparticle properties of 2D semiconductors for various applications. To demonstrate the capability and performance of our new method, we have carried out fully converged *GW* calculations for monolayer C_2N , a recently discovered 2D material with a large unit cell, and investigate its quasiparticle band structure in detail.

*Electronic address: pzhang3@buffalo.edu

I. INTRODUCTION

Two dimensional (2D) materials are at the center of materials research in recent years. The intense research activities have resulted in the discovery of an impressive and growing list of 2D materials that were once considered rare and unstable. Among them, 2D semiconductors have received particular attention for their potential use in future electronics and energy related applications. With the increasing role that theory plays in the design and prediction of 2D semiconductors, the importance of accurate understanding of their electronic structures cannot be overstated. Although the *GW* approximation [1–3] has been recognized as one of the most accurate theories for predicting the quasiparticle properties of a wide range of materials, straightforward applications of the *GW* method to 2D materials have been met with multiple computational challenges that make fully converged *GW* calculations (even at the G^0W^0 level) rather difficult. These challenges are so grave that, if not properly addressed, they may lead to false theoretical predictions and confusions.

One of the difficulties of 2D *GW* calculations comes from the Brillouin zone (BZ) integration of the *GW* self-energy, which is often carried out using discrete summation on a uniform k -grid ($N_1 \times N_2 \times 1$ for 2D systems):

$$\Sigma_{n\mathbf{k}}(\omega) = \frac{1}{\Omega} \int_{\Omega} \Sigma_{n\mathbf{k}}(\mathbf{q}, \omega) d\mathbf{q} \approx \sum_{\mathbf{q}} f_{\mathbf{q}} \Sigma_{n\mathbf{k}}(\mathbf{q}, \omega), \quad (1)$$

where $\Sigma_{n\mathbf{k}}(\mathbf{q}, \omega)$ is the contribution to the *GW* self-energy for state $|n\mathbf{k}\rangle$ from point \mathbf{q} in the BZ, Ω is the volume of the BZ, and $f_{\mathbf{q}}$ is the appropriate weight. This summation typically converges rather quickly with respect to the BZ sampling density for bulk (3D) semiconductors. For example, for silicon (diamond structure with a 2-atom unit cell), a $6 \times 6 \times 6$ k -grid is sufficient to converge the calculated *GW* band gap to within 0.01 eV. For 2D materials, however, the convergence is extremely slow. It has been shown that one needs a $24 \times 24 \times 1$ k -grid to properly converge the *GW* band gap of monolayer MoS₂ [4–7]. Although this slow convergence issue is now well understood, it was somewhat unexpected at first. Since the computational cost of *GW* calculations scales as $O(N_k^2)$, where N_k is the number of the BZ integration points, the slow BZ integration convergence issue in 2D *GW* calculations has significantly hindered practical applications of the *GW* method for accurate 2D materials predictions.

Compounding matters further is the need to include a large vacuum layer in the modeling

of 2D systems using the periodic supercell approach (to minimize the spurious interlayer interactions), resulting in a large cell volume even for relatively simple 2D materials with only a few atoms in the unit cell. This is particularly true for theories (such as the *GW* method) that involve the calculations of nonlocal interactions or response functions. The calculated quasiparticle energies converge extremely slowly with respect to the vacuum layer thickness d if unmodified long-range Coulomb interaction is used [8–10]. Although the use of truncated Coulomb interaction [9, 10] greatly expedites the convergence with respect to d , the calculated results still depend on the layer separation (albeit on a much weaker degree), and one still need to include a sizable vacuum layer of about 20 Å or greater for most 2D materials.

The large cell volume translates into the need to include a large number of electronic states in *GW* calculations. For example, it has been shown [4, 5, 11, 12] that one may need to include up to 10,000 conduction bands in the conventional *GW* calculations even for simple 2D materials with a small unit cell of a few atoms. Note that in order to reach a similar level of convergence, this number scales linearly with the system size (i.e., number of atoms in the unit cell), making fully converged *GW* calculations for more complex 2D systems extremely difficult using the conventional band-summation approach.

Recently, we developed an accelerated *GW* approach that can drastically speed up *GW* calculations for large systems [11]. In this method, the computationally demanding band-summation in conventional *GW* calculations is replaced by an energy-integration method, resulting in a speedup factor of up to two orders of magnitude for large and/or complex systems, including 2D materials. The slow BZ integration convergence issue, however, still poses a formidable challenge for 2D *GW* calculations. Considering the importance of accurate predictions of the quasiparticle properties of 2D materials, it is not surprising that there have been several proposed schemes that aim at addressing the slow BZ integration convergence issue, noticeably the work of Rasmussen *et al.* [13] and that of da Jornada *et al.* [7]. Motivated by these works, we present here an efficient and accurate yet simple-to-implement method that can significantly reduce the required BZ sampling density for well converged 2D *GW* calculations. We have tested our method for a range of 2D semiconductors [12, 14], and, for most cases, the calculated *GW* quasiparticle energies converge to within 50 meV or less using a very coarse $6 \times 6 \times 1$ k -grid. Combining these two new approaches, we are able to carry out fully converged 2D *GW* calculations with an overall speed-up factor of over

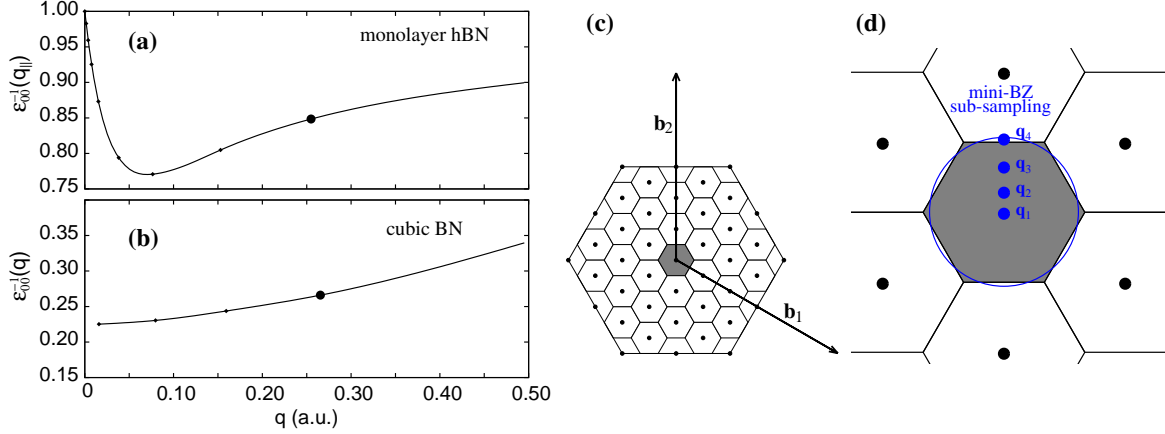


FIG. 1: **Inverse dielectric functions of 2D and 3D boron nitride and sampling of a 2D BZ.** The q -dependent head element of the inverse dielectric matrix of monolayer hexagonal boron nitride is shown in (a) and that of cubic boron nitride in (b). The large black dots in (a) and (b) show the smallest q (other than $q = 0$) included in a $6 \times 6 \times 1$ (2D) or $6 \times 6 \times 6$ (3D) grid. (c) A 2D hexagonal BZ with a $6 \times 6 \times 1$ uniform k -grid shown with black dots. The gray-shaded area shows the mini-BZ enclosing the Γ point. (d) The mini-BZ with sub-sampling points indicated by blue dots.

three orders of magnitude compared with the conventional approach.

II. RESULTS

A. Analytical behavior of the GW self-energy of 2D systems

The slow BZ integration convergence issue in 2D GW calculations is a manifestation of the asymptotic behavior of $\Sigma_{n\mathbf{k}}(\mathbf{q}, \omega)$ (defined in Eq. 1) in the long wavelength (small q) limit, which is related to the analytical properties of the dielectric function $\epsilon_{\mathbf{G}\mathbf{G}'}^{-1}(\mathbf{q}, \omega)$, or equivalently, that of the screened Coulomb interaction $W_{\mathbf{G}\mathbf{G}'}(\mathbf{q}, \omega)$. These quantities vary rapidly as the wave vector \mathbf{q} approaches zero, making a simple discrete summation using the uniform sampling scheme very difficult to converge. If we write the BZ summation of the GW self-energy into two parts,

$$\Sigma_{n\mathbf{k}}(\omega) = f_0 \Sigma_{n\mathbf{k}}(\mathbf{q} = 0, \omega) + \sum_{\mathbf{q} \neq 0} f_{\mathbf{q}} \Sigma_{n\mathbf{k}}(\mathbf{q}, \omega), \quad (2)$$

it becomes clear that most convergence error comes from the $\mathbf{q} = 0$ term, or, more precisely, the contribution from the mini-BZ centered around the Γ point. In fact, even in conventional GW calculations using a uniform k -grid, the contribution from the $\mathbf{q} = 0$ term has to be treated carefully due to the divergence of the Coulomb interaction. This is typically done by exploiting the analytical behavior of the dielectric matrix and the (truncated) Coulomb interaction at the small \mathbf{q} limit and carrying out a mini-BZ averaging of the screened Coulomb matrix, as has been implemented in the BERKELEYGW package and has been discussed in great details in previous works [2, 9, 15].

Figure 1 (a) and (b) compare the q -dependent head element $\epsilon_{00}^{-1}(q_{\parallel})$ (here q_{\parallel} denotes the wave vector parallel to the atomic plane of the 2D system) of the inverse dielectric matrix of monolayer hexagonal boron-nitride (hBN) and that of bulk cubic boron-nitride (cBN). The large black dots in the figure correspond a sampling point in a $6 \times 6 \times 1$ k -grid for the monolayer hBN and that in a $6 \times 6 \times 6$ k -grid for bulk cBN. Whereas $\epsilon_{00}^{-1}(q)$ of bulk cBN varies smoothly as q approaches 0, due to the diminishing 2D dielectric screening in the long wave length limit, there is a sharp upturn of this quantity at small q for the monolayer hBN system. Accurate capturing of such rapid variation would require an extremely dense k -grid if uniform sampling schemes were used. Note that, strickly speaking, the dielectric function for a 2D system calculated using periodic boundary conditions is not a truly 2D dielectrc function but that of the 3D model system. It has been shown [9], however, that if a truncated Coulomb potential is used, the calculated GW self-energy converges quickly with increasing interlayer separation.

Therefore, it is compelling to exploit the analytical behavior of the dielectric function and that of the screened Coulomb interaction to achieve converged GW results without the need to use a very high density BZ sampling grid. Rasmussen *et al.* [13] proposed a well-motivated analytical model for the screened Coulomb interaction in the long wavelength limit for 2D systems and carried out the integration of the self-energy in the mini-BZ centered around Γ . Figure 1 (c) shows the BZ of a 2D hexagonal system. A $6 \times 6 \times 1$ uniform sampling grid is shown with black dots in the figure; the shaded area is the mini-BZ centered around the Γ point. Using this method, Rasmussen *et al.* [13] showed that the calculated quasiparticle band gap of monolayer MoS_2 converges to about 0.1 eV using a $12 \times 12 \times 1$ k -grid. Although this is a significant achievement, a $12 \times 12 \times 1$ k -grid is still fairly dense, and it is desirable to further reduce the required BZ sampling density. Note that the computation cost of GW

calculations scales as $O(N_k^2)$, where N_k is the number of the BZ integration points, a small reduction in the k -grid density will result in significant saving of the computation time. For example, by reducing the 2D k -grid density from $12 \times 12 \times 1$ to $6 \times 6 \times 1$, the computational cost would be reduced by a factor of 16.

Finding a compact and reliable analytic model for the the response function for a wide range of 2D materials, even in the small q limit, is difficult. Instead of exploiting the analytical behavior of the dielectric function, recently, da Jornada *et al.* [7] proposed a non-uniform sub-sampling scheme to improve the quality of discrete at BZ integration. The screened Coulomb interaction matrix in the mini-BZ is approximated by a weighted summation of a few sub-sampling points in the mini-BZ as shown schematically in Fig. 1 (d). Using the method, it was shown that the quasiparticle band gap of bilayer MoSe₂ converges to within 50 meV using a coarse 2D k -grid of $6 \times 6 \times 1$ with 10 sub-sampling points in the mini-BZ. In both of these methods, a better convergence is achieved with more accurate evaluation of the rapid variation of the screened Coulomb interaction matrix $W_{\mathbf{G}\mathbf{G}'}(\mathbf{q})$ within the mini-BZ. However, instead of working on the screened Coulomb interaction matrix, we believe that it is more efficient to exploit the analytical behavior of q -dependent self-energy contribution $\Sigma_{n\mathbf{k}}(\mathbf{q})$ directly.

The electron self-energy can be conveniently separated into two parts, a screened exchange (Σ^{SEX}) and a Coulomb hole (Σ^{COH}) part [2]; the screened exchange part can be further separated into a bare exchange (Σ^{X}) and a correction term (Σ^{SX}) arising from the screening potential:

$$\Sigma = \Sigma^{\text{SEX}} + \Sigma^{\text{COH}} = (\Sigma^{\text{X}} + \Sigma^{\text{SX}}) + \Sigma^{\text{COH}}. \quad (3)$$

Figure 2 shows these self-energy terms (solid dots) for the valence band maximum (VBM, left panels) and conduction band minimum (CBM, right panels) states of monolayer MoS₂ as a function of wave vector q . Note that it is the integration of these contributions over the BZ that gives the self-energy correction for the electronic state (e.g., VBM or CBM) of interest. Interestingly, all these quantities show well-behaved asymptotic properties. Therefore, it is very important to analyze and exploit the analytical behavior of these quantities in the small q limit.

We first examine the screened exchange energy for state $|n\mathbf{k}\rangle$:

$$\Sigma_{n\mathbf{k}}^{\text{SEX}}(\omega) = \sum_{v\mathbf{q}, \mathbf{G}\mathbf{G}'} M_{nv}^*(\mathbf{k}, \mathbf{q}, \mathbf{G}) M_{vn}(\mathbf{q}, \mathbf{k}, \mathbf{G}') W_{\mathbf{G}\mathbf{G}'}(\mathbf{q}, \omega), \quad (4)$$

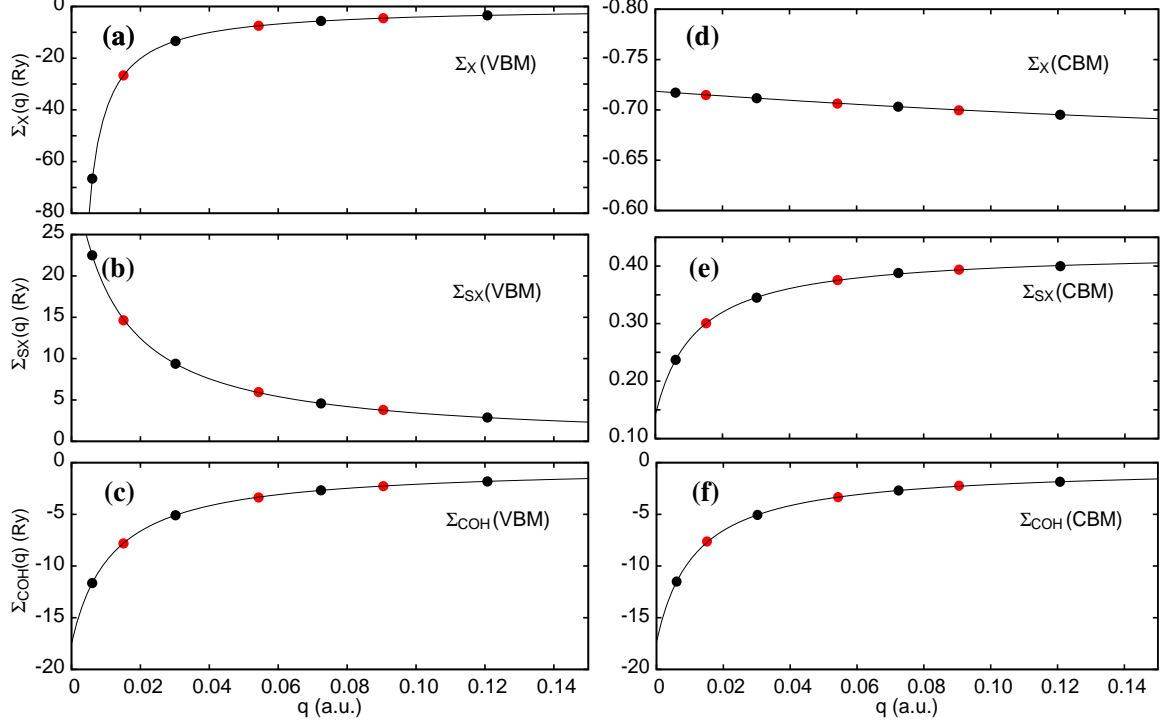


FIG. 2: **The q -dependent contribution to the self-energy of monolayer MoS_2 .** The q -dependent contributions to the self-energy of the VBM are shown in the left panels, and that of the CBM are shown in the right panels. The self-energy is decomposed into three terms of different physical origins as discussed in the text. The large black dots indicate the calculated values at the sub-sampling q points, and the curves show the fitting functions. The red dots show results calculated at a few additional q points, which agree extremely well with the fitting functions.

where $M_{vn}(\mathbf{q}, \mathbf{k}, \mathbf{G}) = \langle v, \mathbf{k} + \mathbf{q} | e^{i(\mathbf{q} + \mathbf{G}) \cdot \mathbf{r}} | n, \mathbf{k} \rangle$ are plane-wave matrix elements between the two states $|v, \mathbf{k} + \mathbf{q}\rangle$ and $|n, \mathbf{k}\rangle$. It is convenient to write the screened Coulomb potential as the summation of the bare Coulomb potential v_b and the screening potential v_{scr} , i.e., $W = v_b + v_{\text{scr}}$. Correspondingly, the screened exchange energy can be separated into the bare exchange and a correction coming from the screening potential, i.e., $\Sigma^{\text{SEX}} = (\Sigma^{\text{X}} + \Sigma^{\text{SX}})$, as mentioned earlier.

The analytical behavior of the bare exchange energy $\Sigma^{\text{X}}(q)$ can then be understood by examining the truncated 2D Coulomb potential [9] in the momentum space:

$$v_{\mathbf{G}}^{2D}(\mathbf{q}_{\parallel}) = \frac{4\pi}{|\mathbf{q}_{\parallel} + \mathbf{G}|^2} \left[1 - e^{-|\mathbf{q}_{\parallel} + \mathbf{G}_{\parallel}|L_z/2} \cos(\mathbf{G}_z L_z/2) \right], \quad (5)$$

where \mathbf{q}_{\parallel} is the wave vector within the 2D BZ, L_z is periodicity along the z direction, \mathbf{G}_{\parallel}

(\mathbf{G}_z) denotes the \mathbf{G} vectors that are parallel (perpendicular) to the 2D atomic layer. The truncated Coulomb potential then approaches $2\pi L/|\mathbf{q}_\parallel|$ in the small q limit. For simplicity, we will drop the parallel sign (\parallel) for wave vectors q within the 2D BZ if there are no confusions. Therefore, it is straightforward to speculate that the leading term of the bare exchange energy for the valence (occupied) states has the same asymptotic expression as the bare Coulomb potential. Extending the expression to finite q , for 2D isotropic systems, we have

$$\Sigma_{v\mathbf{k}}^X(q) \approx \frac{A}{q} + B + Cq. \quad (6)$$

The solid curve of the top-left panel of Fig. 2 shows a perfect 3-parameter fitting of $\Sigma_{VBM}^X(q)$ of monolayer MoS₂ calculated on four q points indicated with large black dots. With this fitted expression, the integration of $\Sigma_{n\mathbf{k}}^X(q)$ within the mini-BZ can be carried out analytically. Due to the absence of the self-exchange, the bare exchange for conduction (unoccupied) states is much smaller than that for occupied states, and is basically featureless, as shown in the top-right panel of Fig. 2, which can be well fitted with a 2- or 3-parameter function, i.e.,

$$\Sigma_{c\mathbf{k}}^X(q) \approx A + Bq + Cq^2, \quad (7)$$

using values calculated on 4 q points as shown with solid curve in the top-right panel of Fig. 2.

The correction to the exchange energy arising from the dielectric screening of the Coulomb potential can also be analyzed. The 2D dielectric function takes the form [13, 16]

$$\epsilon(q) \approx 1 + 2\pi\alpha_{2D}q \quad (8)$$

in the long wavelength limit, where α_{2D} is the 2D polarizability. Therefore, the screening potential v_{scr} takes the form $v_{scr} \approx 4\pi^2\alpha_{2D}/(1 + 2\pi\alpha_{2D}q)$. Considering the dynamical screening effects, we propose the following analytical form for $\Sigma_{n\mathbf{k}}^{SX}(q, \omega)$ for both valence and conduction states:

$$\Sigma_{n\mathbf{k}}^{SX}(q, \omega) \approx \frac{A(\omega)}{1 + B(\omega)q} + C(\omega). \quad (9)$$

The middle panels of Fig. 2 show the 3-parameter fittings for $\Sigma^{SX}(q)$ for the VBM and CBM states of monolayer MoS₂ calculated at their respective DFT energies. Finally, we find that the Coulomb hole self-energy can also be well fitted with the same analytical form, i.e.,

$$\Sigma_{n\mathbf{k}}^{COH}(q, \omega) \approx \frac{A(\omega)}{1 + B(\omega)q} + C(\omega), \quad (10)$$

for both the valence and conduction states as shown in the bottom panels of Fig. 2.

We have implemented a nonlinear fitting algorithm (the Levenberg-Marquardt algorithm) in our code. We monitor the fitting quality, i.e., the residual error, so one can easily spot possible issues with the fitting procedure. For all systems we have studied, the fitting procedure converges quickly with a reasonable initial guess (e.g., by setting all initial parameters to 1.0). In order to demonstrate the reliability and quality of the proposed fitting functions and that of the implemented fitting algorithm, we have calculated the self-energy at a few additional \mathbf{q} points and have added these data points (red dots) to Fig. 2. These additional data points agree well with the functions fitted using the original data (black dots).

B. Combined sub-sampling and analytical integration approach

Putting these results together, we propose an approach that have the advantages of both of the previously proposed schemes [7, 13], a combined sub-sampling and analytical integration of the self-energy within the mini-BZ, to tackle the convergence issue of the BZ integration in 2D *GW* calculations. The BZ is sampled with a coarse uniform k -grid as usual; a $6 \times 6 \times 1$ grid is sufficient for most 2D systems with small unit cells. For complex 2D materials with large unit cells, an even coarser k -grid may be used as we will discuss later. We then carry out a few additional sampling points inside the mini-BZ. The three q -dependent *GW* self-energy terms, namely, $\Sigma^X(\mathbf{q})$, $\Sigma^{\text{SX}}(\mathbf{q}, \omega)$, and $\Sigma^{\text{COH}}(\mathbf{q}, \omega)$ are calculated on these additional sampling points and the results are fitted using the analytical functions discussed in the previous section. The BZ integration of the *GW* self-energy is separated into two parts, a conventional weighted summation over all k -points except the Γ point, and an integration of the fitted analytical functions over the mini-BZ:

$$\Sigma_{n\mathbf{k}}(\omega) = \frac{f_0}{\Omega_0} \int_{\Omega_0} \Sigma_{n\mathbf{k}}(\mathbf{q}, \omega) d\mathbf{q} + \sum_{\mathbf{q} \neq 0} f_{\mathbf{q}} \Sigma_{n\mathbf{k}}(\mathbf{q}, \omega), \quad (11)$$

where Ω_0 is the area of the 2D mini-BZ as shown in Fig. 1 (d).

The self-energy $\Sigma_{n\mathbf{k}}(\mathbf{q}, \omega)$ is typically calculated at two energy points, $\omega = \epsilon_{n\mathbf{k}}^{\text{DFT}}$, and $\omega = \epsilon_{n\mathbf{k}}^{\text{DFT}} + \Delta\epsilon$. A linear expansion [2] of the self-energy is then carried out to obtain the self-energy evaluated at the quasiparticle energy, i.e., $\Sigma_{n\mathbf{k}}(\omega = E_{n\mathbf{k}}^{\text{QP}})$. Since the integration over the mini-BZ is carried out using the fitted analytical functions as opposed to the weighted

summation approach, we need only a small number of sub-sampling points. In fact, for all isotropic 2D systems we have studied, 4 additional sampling points are sufficient to converge the calculated quasiparticle energy to within 0.01 eV for a given $N \times N \times 1$ BZ sampling grid, as discussed in the next section. We mention that our method can be extended to treat anisotropic 2D materials. In this case, the sub-sampling calculations within the mini-BZ have to be carried out along the two reciprocal lattice directions \mathbf{b}_1 and \mathbf{b}_2 , and some of the fitting coefficients are vectors instead of scalars. We will report results for anisotropic 2D systems in a separate publication.

C. Convergence behavior of the GW band gap of monolayer MoS₂

We first demonstrate the performance of our method using monolayer MoS₂ as an example. The quasiparticle properties of monolayer MoS₂ have been investigated by several groups [4–6, 11, 17, 18]. Therefore, this system serves as a good model for testing our methods. Figure 3 (a) shows the calculated minimum direct gap at the K point of monolayer MoS₂ as a function of the k -point sampling density. Using the uniform sampling approach, the calculated GW band gap converges to within 0.05 eV with a very dense $24 \times 24 \times 1$ k -grid. Using our approach, the band gap converges to within about 0.02 eV with a $6 \times 6 \times 1$ grid. Note that the spin-orbital coupling effects are not included in the results shown in the figure. As mentioned earlier, the computational cost of the dielectric matrix scales as $O(N_K^2)$, where N_K is the number of the BZ sampling points. Reducing the k -grid density from $24 \times 24 \times 1$ to $6 \times 6 \times 1$ would ideally result in a speed-up factor of 256. We achieve a speed-up factor of about 200 in real calculations, including the overhead associated with the calculation of the the four sub-sampling q points in the mini-BZ.

We include in Fig. 3 (a) the results of Rasmussen *et al.* [13] (black solid curve) for comparison. It should be mentioned that our result seems to agree with that of Rasmussen *et al.* [13] calculated with a $24 \times 24 \times 1$ k -grid. This is a coincidence rather than a confirmation considering various differences (e.g., pseudopotential, crystal structure, and several cutoff parameters) in the two calculations.

We have tested the calculated band gap with respect to the number of sub-sampling points in the mini-BZ, as shown in Fig. 3 (b). The result essentially converges with 3 sub-sampling q points. The extremely small error (< 5 meV) likely comes from numerical errors

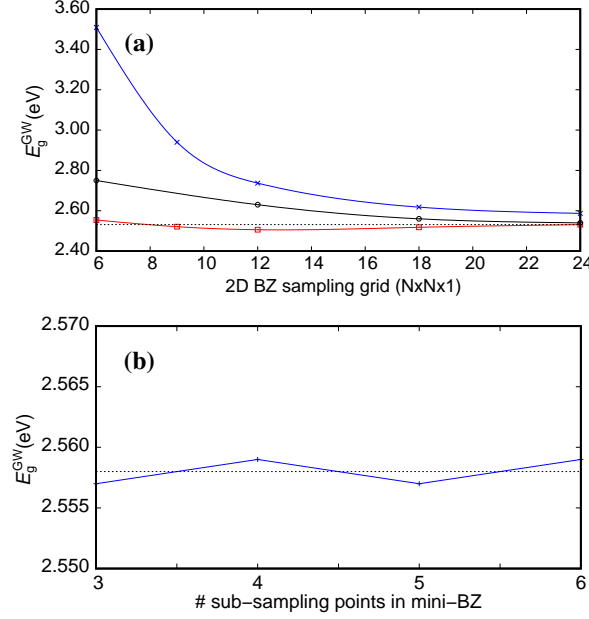


FIG. 3: **Convergence behavior of the quasiparticle band gap of MoS₂.** (a) Calculated quasiparticle band gap of MoS₂ with respect to increasing BZ sampling density using the conventional uniform sampling method (blue curve) and the current method (red curve). A very coarse $6 \times 6 \times 1$ k -grid with four additional sub-sampling points in the mini-BZ is sufficient to converge the calculated band gap to within 0.02 eV using our method. The dotted line is guide for the eye, showing the converged value. We also include the results of Rasmussen *et al.* [13] (black solid curve) for comparison. (b) Calculated band gap of MoS₂ using different number of sub-sampling q points in the mini-BZ. The extremely small variation (± 2 meV) likely comes from numerical errors, suggesting that our calculations essentially converge with as few as 3 sub-sampling q points.

instead of from the systematic convergence error. We have also tested the sensitivity of the results on the choice of the sub-sampling q -points, and we can confirm that the results are fairly insensitive. Different choices of the sub-sampling q -points within a given $N \times N \times 1$ k -grid give practical identical results; the difference is usually within a few meV. This is expected since the calculated self-energy can be fitted extremely well with the proposed functional forms as shown in Fig. 2.

Although the main focus of this work is to address the slow convergence issue of the BZ integration in GW calculations for 2D materials, we would like to discuss other convergence issues in GW calculations. These issues may become another bottleneck for GW calculations

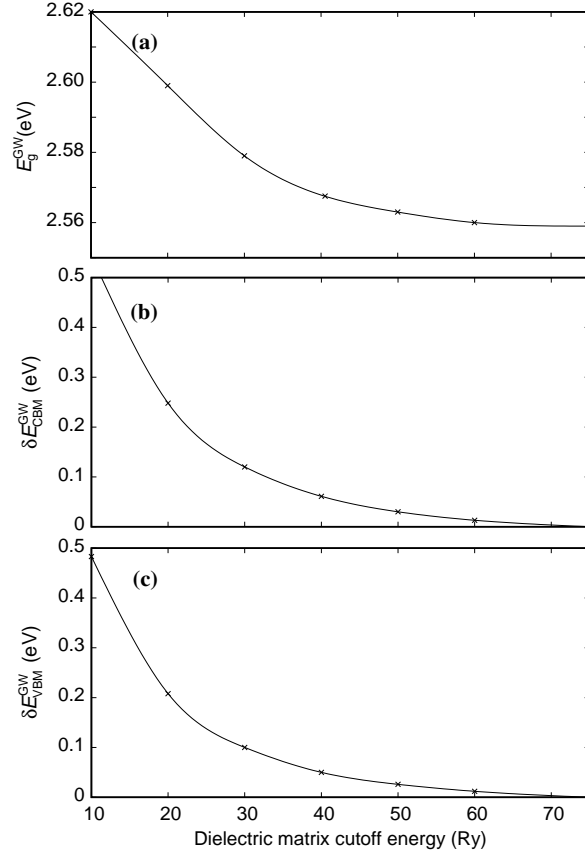


FIG. 4: **Convergence behavior of the quasiparticle band gap and energies of MoS₂.** Calculated quasiparticle band gap (a), error in the quasiparticle energy of the CBM state (b), and that of the VBM state (c) of MoS₂ as a function of the cutoff energy of the dielectric matrix.

for 2D materials. Fig. 4 (a) shows the calculated band gap of MoS₂ (without including the spin-orbit coupling effects) as a function of the cutoff energy of the dielectric matrix. The calculated band gap does not seem to show a significant dependence on this cutoff parameter, decreasing from 2.62 eV to 2.56 eV when the cutoff energy is increased from 10 Ry to 75 Ry. A closer look at the convergence behavior of the quasiparticle energies of the VBM and CBM states, however, reveals a rather different picture. The CBM energy decreases by over 0.5 eV, whereas the VBM energy decreases by slightly less than 0.5 eV, within the same parameter range, as shown in Fig. 4 (b) and (c). Both the VBM and CBM of MoS₂ are primarily derived from the Mo *d* states, these states share similar wave function characteristics, thus similar convergence behavior. Therefore, the errors largely cancel out, making the the calculated band gap appears to depend only weakly on this cuoff parameter.

However, if the states of interest have significantly different wave function characteristics, highly converged calculations are necessary, and under-converged calculations may give false predictions for important properties such as transition energies of band offsets.

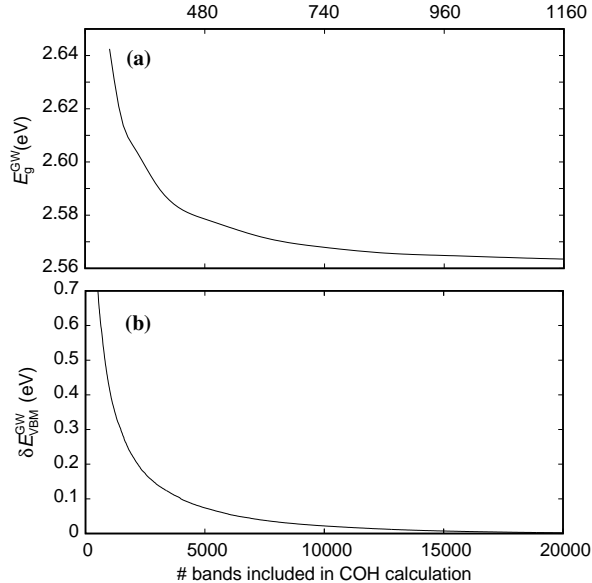


FIG. 5: **Convergence behavior of the quasiparticle band gap and energies of MoS₂.** Calculated *GW* band gap (a) and the error in quasiparticle energy of the VBM state (b) as a function of the number of bands included in the calculation. The lower horizontal axis shows the effective number of bands included in our *GW* calculations whereas the upper horizontal axis shows the actual number the integration points using our method [11].

Our calculations also benefit from the energy-integration method [11, 19] we developed to speed up the band summation in *GW* calculations. As we have mentioned earlier, conventional *GW* calculations for 2D materials require to include a large number of conduction bands, making highly converged calculations even for simple 2D materials containing a few atoms very difficult. The total number of the empty states in our calculations for the monolayer MoS₂ is about 25,000, and one needs to include about 10,000 bands to properly converge the band gap (to within 0.01 eV) as shown in Fig. 5 (a). Using our energy integration method, we only need about 740 integration (sampling) points to achieve the same level of convergence. Similar to what we have discussed earlier, the change in the calculated band gap with respect to the number of bands included in the *GW* calculations is much smaller than the change in the VBM (or CBM) quasiparticle energy due to error cancellation, as

shown in Fig. 5 (b). However, there are situations in which highly converged results for the quasiparticle energies (not just the band gap) are required. One of the advantages of our method is that we can afford to include (effectively) all empty states in our GW (both for the dielectric matrix and the self-energy) calculations without the need to concern about the band summation convergence issue.

D. Quasiparticle band structure of monolayer C_2N

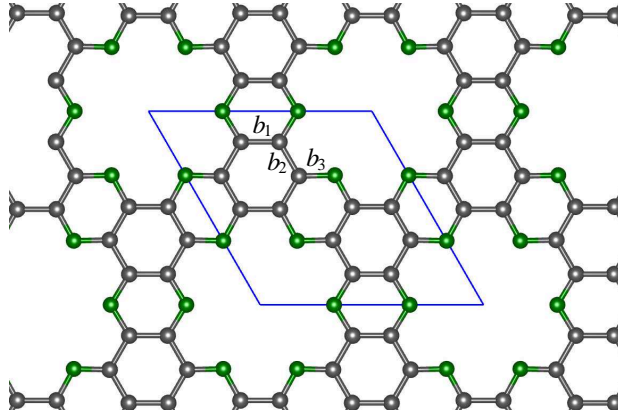


FIG. 6: **Crystal structure of monolayer C_2N .** The grey and green balls represent C and N atoms, respectively. The three unique bond lengths are $b_1 = 1.423 \text{ \AA}$, $b_2 = 1.462 \text{ \AA}$, and $b_3 = 1.331 \text{ \AA}$.

In order to further demonstrate the capability and performance of our method, we now investigate the quasiparticle band structure of C_2N [20], an interesting 2D carbon nitride that is distinguished from other 2D systems by its unique *holey* structure as shown in Fig. 6. The theoretically optimized lattice constant is 8.29 \AA ; the three unique bond lengths are shown in the figure. The structure has a large unit cell of 18 atoms, making fully converged *GW* calculations a real challenge. In fact, C_2N has a 2D unit cell area that is equivalent to that of a 24-atom graphene supercell.

The basic electronic structure of monolayer C_2N has been studied by several groups [21–24]. One interesting feature of the band structure of monolayer C_2N is that the top valence bands are nearly dispersion-less if local or semilocal energy functionals within DFT are used. These flat valence bands are primarily derived from nitrogen and carbon p_x and p_y orbitals as shown in Fig. 7 (a) and (c). The two valence bands immediately below the top two (at

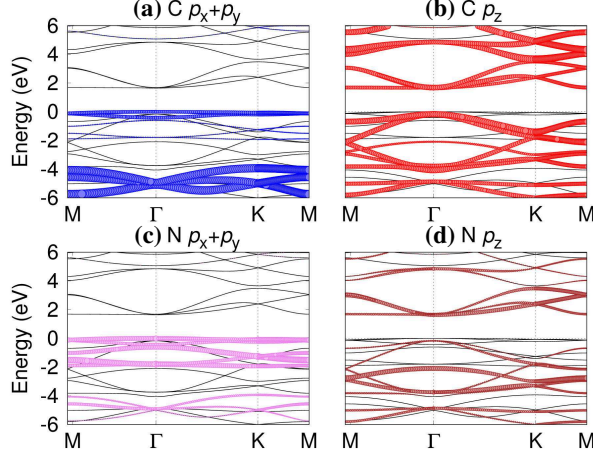


FIG. 7: **Projected DFT band structure of monolayer C_2N .** The Bloch wave functions are projected onto different atomic orbitals to show the distinct characters of the low energy valence and conduction states.

the Γ point), in contrast, are mostly derived from carbon p_z orbitals with small nitrogen p_z components as shown in Fig. 7 (b) and (d). Since the in-plane (p_x and p_y) states may experience significantly different quasiparticle self-energy corrections compared with the out-of-plane p_z states, the ordering of these closely spaced valence bands may change after including GW self-energy corrections, which would have important consequences on the calculated optical and transport properties of this material. In the following, we first discuss the converged quasiparticle band structure of monolayer C_2N and discuss its important features compared with that calculated using the LDA. We then discuss several important convergence issues of the GW results.

Figure 8 compares the DFT-LDA and the GW band structures of monolayer C_2N . As we have mentioned earlier, the LDA band structure shows two extremely flat top valence bands which are derived from the in-plane carbon and nitrogen orbitals (p_x and p_y) as shown in Fig. 7. The valence bands immediately below the two flat bands are significantly more dispersive and are derived mostly from the out-of-plane carbon p_z orbitals. The GW band structure, on the other hand, shows rather dispersive top valence bands. Upon a closer inspection, we find that this difference in the top valence band dispersion comes from the contrasting GW corrections to the out-of-plane (p_z) and in-plane states (p_x and p_y) as shown in Fig. 9. The p_x and p_y derived valence states have significantly larger self-energy corrections compared with those of p_z derived states. As a result, the flat top-most valence states calculated

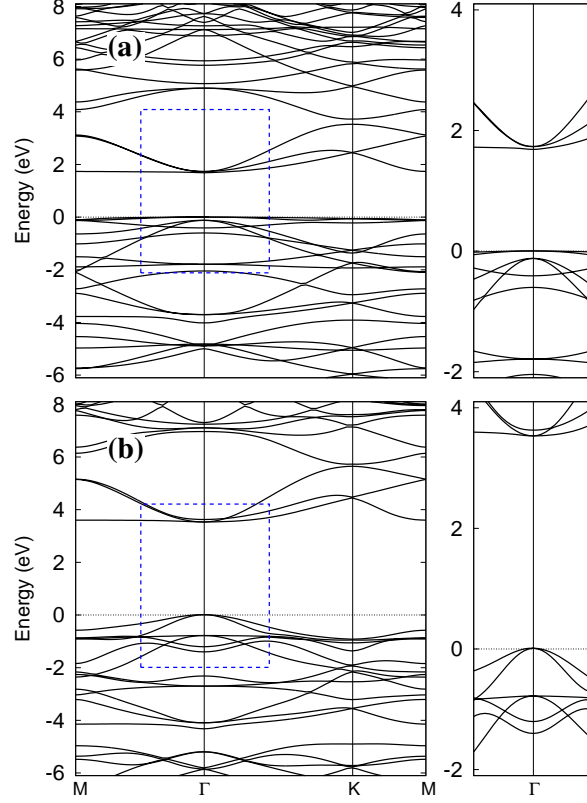


FIG. 8: **Band structures of monolayer C_2N .** The band structures are calculated with the LDA (a) and the GW (b) methods. The areas indicated by blue rectangles are enlarged and shown in the right panels to better illustrate changes in the band ordering after including the GW corrections.

within the LDA drop below the p_z derived states after including the GW correction. The p_z derived states become the top-most valence states and are more dispersive.

To better illustrate the change in the band ordering, we show the zoomed-in band structure around the Γ point in the right panels of Fig. 8. We note that a similar valence band ordering change was observed earlier [23] with the use of HSE06 hybrid functional [25, 26]. Interestingly, we find that the band ordering change also occur to the conduction bands (although not as significant as that of valence bands) as shown in the right panels of Fig. 8. These changes in the ordering of the band edge state will have profound impact of the calculated optical and transport properties of this material, which deserve further investigations.

We now discuss several important convergence issues of GW calculations of this material. Figure 10 (a) compares the calculated direct band gap as a function of of the BZ integration

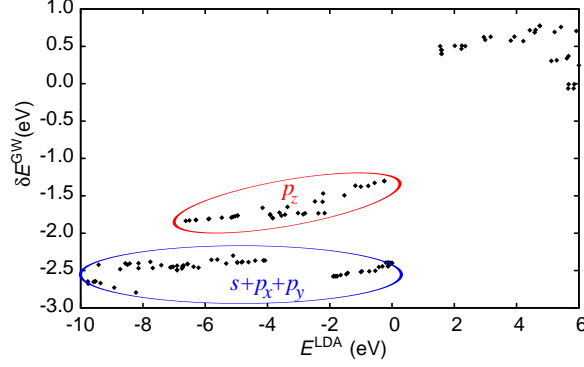


FIG. 9: *GW* Quasiparticle corrections v.s. DFT energies plot showing distinct quasiparticle corrections for states with different atomic characters.

k -point density using the uniform sampling approach and the current method. Due to its relatively large unit cell (thus a small BZ), the calculated band gap converges to within 0.02 eV using a very coarse $3 \times 3 \times 1$ k -grid, or within 0.01 eV using a $4 \times 4 \times 1$ k -grid, with our BZ integration method. Quasiparticle *GW* calculations of monolayer C_2N have been reported earlier[22]. The authors used a very small cutoff energy (5 Ry) for the dielectric matrix and included only a few hundred bands in the calculations of the dielectric matrix and the self-energy. The reported *GW* band gap of monolayer C_2N was 3.75 eV [22], to be compared with our result of 3.54 eV.

As we have discussed earlier, for many systems, the calculated *GW* band gap may appear to converge while the absolute quasiparticle energies for the valence and conduction bands are still not converged. This is because the valence and conduction bands may have the similar convergence behavior, and their difference (which defines the band gap) may appear to converge quickly. In fact, a fairly high kinetic energy cutoff for the dielectric matrix and a large amount of conduction bands are still needed in this case to achieve highly converged results for the quasiparticle energies of this system.

Figure 10 (b) shows the convergence behavior of the calculated quasiparticle energy for the VBM state as a function of the kinetic cutoff for the dielectric matrix. If a 5 Ry dielectric matrix cutoff were used, the error in the quasiparticle energy would be about 0.8 eV. A fairly high cutoff energy of 30 Ry is needed to converge the quasiparticle energy to within 0.05 eV. Figure 10 (c) shows the convergence behavior of the calculated quasiparticle energy for the VBM state as a function of the number of conduction bands included in the

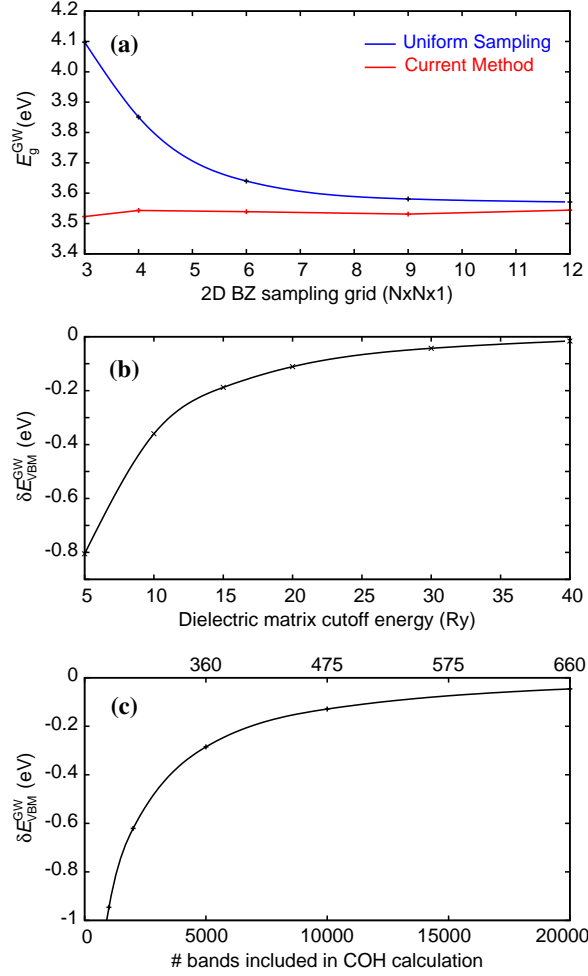


FIG. 10: **Convergence behavior of the quasiparticle band gap and energy of monolayer C_2N .** (a) The calculated GW band gap with respect to BZ sampling density using the conventional uniform sampling method (blue curve) and the method (red curve) proposed in this work. Error in the calculated quasiparticle energy of the VBM state as a function of the cutoff energy of the dielectric matrix (b) and the number of conduction bands included in calculation of the Coulomb hole (COH) self-energy (c) The lower horizontal axis in (c) shows the number of bands to be included in conventional GW calculations whereas the upper horizontal axis shows the number of bands plus the integration points used in our method [11] to achieve the same level of convergence.

GW calculations. Over 20,000 bands are needed to converge the calculated quasiparticle energy to within 0.05 eV due to the large cell size of this system. The error in the calculated quasiparticle energy is about 0.95 eV if 1,000 bands are included in the calculation. Using the energy integration method that we developed [11, 19], we are able to drastically reduce

the computation cost associated with the band summation in GW calculations. The values shown on the lower horizontal axis are the number of bands and integration grid points used in our calculations, which shows a speed-up factor of about 30 (20000/660). Combining this method with the non-uniform BZ integration method discussed in this work, we have achieved a speed-up factor of well over three orders of magnitude.

III. METHODS

We use the crystal structures optimized using the Perdew-Burke-Ernzerhof (PBE) functional [27] for subsequent electronic structure calculations. The optimized lattice constant for MoS₂ is 3.18 Å, and the layer thickness (i.e., the S-S interlayer distance) is 3.16 Å. These values are in reasonable agreement with published theoretical results. The detail of the crystal structure of C₂N will be discussed later. The monolayer systems are modeled with periodic cells with an interlayer separation of 25 Å. The mean-field electronic structure calculations are carried out using the pseudopotential plane-wave-based density functional theory (DFT) method within the local density approximation (LDA) as implemented in a local version of the PARATEC package [28–30]. The Perdew-Zunger [31] parametrization of the Ceperley-Alder result [32] for the electron correlation energy is used. We use the Troullier-Martins norm-conserving pseudopotential [33]. Semicore 4s and 4p of Mo are included in the calculation. The plane wave cutoff for the DFT and GW calculations for MoS₂ is set at 125 Ry; for C₂N, it is 70 Ry.

The GW quasiparticle calculations are carried out within the G^0W^0 (i.e., one-shot GW) approach [2] using a local version of the BERKELEYGW package [15] in which the method described in this work and a recently developed energy-integration method [11, 19] are implemented. The summation over the conduction bands in GW calculations is carried out using the energy-integration approach [11, 19]. Using this method, we can effectively include *all* conduction bands in the calculations at a fraction of the computational cost compared with the conventional band-by-band summation. The kinetic energy cutoff for the dielectric matrix is set at 75 Ry for MoS₂ and 40 Ry for C₂N. These cutoffs are sufficient to converge the calculated quasiparticle band gap to within 0.02 eV. We use the Hybertsen-Louie generalized plasmon-pole model (HL-GPP)[2] to extend the static dielectric function to finite frequencies.

IV. DISCUSSION

Accurate and efficient *GW* calculations for 2D materials are met with a multitude of computational challenges. The computational cost of fully converged *GW* calculations for 2D materials, even for simple materials with small unit cells of a few atoms, can be very expensive, making reliable *GW* calculations for large and/or complex 2D systems a daunting task. The formidable computational demand has significantly held back the widespread adoption of this otherwise highly successful method for 2D materials predictions.

By carefully investigating the analytical behavior of the *GW* self-energy, we proposed a combined sub-sampling and analytical integration method that can greatly improve the efficiency of 2D *GW* calculations, enabling fast and accurate quasiparticle calculations for complex 2D systems. For most simple 2D materials with a small unit cell of a few atoms, a $6 \times 6 \times 1$ 2D BZ sampling grid is sufficient to converge the calculated quasiparticle band gap to within $0.02 \sim 0.05$ eV, resulting in a speed-up factor of over two orders of magnitude compared with the conventional uniform sampling approach. This method, when combined with another method that we developed earlier[11], results in a speed-up factor of well over three orders of magnitude for fully converged *GW* calculations for 2D materials.

To demonstrate the capability and performance of our method, we have carried out fully converged *GW* calculations for monolayer C_2N , a recently discovered 2D material with a large unit cell of 18 atoms, and investigated its quasiparticle band structure in detail. Our calculations not only provide most converged results but also reveal interesting features of the near-edge electronic properties of this interesting 2D material.

With these development, we can carry out fully converged *GW* calculations for complex and/or large 2D materials with moderate computational resources that are available to most research groups. We believe that our developments will greatly facilitate future high throughput screening of the quasiparticle properties of 2D semiconductors for various applications. Note that our method only works for 2D semiconductors since the dielectric function and the electron self-energy for 2D metallic systems have different analytical behaviors. In addition, capturing the intra-band transitions in metallic systems may still require a fairly dense k -grid. It would be interesting to find out if current approach can be extended to metallic systems.

DATA AVAILABILITY

The datasets generated during and/or analysed during the current study are available from the corresponding author on reasonable request.

CODE AVAILABILITY

The code developed in this work will be made available from the corresponding author after optimization and on reasonable request.

ACKNOWLEDGMENT

This work is supported by the NSF under Grant Nos. DMR-1506669 and DMREF-1626967. P. Z. acknowledges the Southern University of Science and Technology (SUSTech) for hosting his extended visit during spring 2019 when he was on sabbatical. Work at SUSTech and SHU is supported by National Natural Science Foundation of China (Nos. 51632005, 51572167, and 11929401). W.Z. also acknowledges the support from the Guangdong Innovation Research Team Project (No. 2017ZT07C062), Guangdong Provincial Key-Lab program (No. 2019B030301001), Shenzhen Municipal Key-Lab program (ZDSYS20190902092905285), and the Shenzhen Pengcheng-Scholarship Program. We acknowledge the computational support provided by the Center for Computational Research at UB, Beijing Computational Science Research Center, and the Center for Computational Science and Engineering at SUSTech.

AUTHOR CONTRIBUTIONS

Weiyi Xia was responsible for most of the methodology and code development. Weiwei Gao participated in the early stage of the methodology and code development. Gabriel Lopez-Candales and Yabei Wu carried out some of the calculations and participated in the discussion. Wei Ren and Wenqing Zhang participated in the discussion and provided insightful suggestions. Peihong Zhang was responsible for the original idea and supervised the project. All authors contributed to the manuscript writing.

COMPETING INTERESTS

The authors declare no Competing Financial or Non-Financial Interests.

[1] Hedin, L. *New Method for Calculating the One-Particle Green's Function with Application to the Electron-Gas Problem. Phys. Rev.* **139**, A796–A823 (1965).

- [2] Hybertsen, M. S. & Louie, S. G. *Electron Correlation in Semiconductors and Insulators: Band Gaps and Quasiparticle Energies*. *Phys. Rev. B* **34**, 5390–5413 (1986).
- [3] Godby, R. W., Schlüter, M. & Sham, L. J. *Self-energy Operators and Exchange-correlation Potentials in Semiconductors*. *Phys. Rev. B* **37**, 10159–10175 (1988).
- [4] Qiu, D. Y., da Jornada, F. H. & Louie, S. G. *Optical Spectrum of MoS₂: Many-Body Effects and Diversity of Exciton States*. *Phys. Rev. Lett.* **111**, 216805 (2013).
- [5] Qiu, D. Y., da Jornada, F. H. & Louie, S. G. *Screening and Many-body Effects in Two-dimensional Crystals: Monolayer MoS₂*. *Phys. Rev. B* **93**, 235435 (2016).
- [6] Hüser, F., Olsen, T. & Thygesen, K. S. *How Dielectric Screening in Two-dimensional Crystals Affects the Convergence of Excited-state Calculations: Monolayer MoS₂*. *Phys. Rev. B* **88**, 245309 (2013).
- [7] da Jornada, F. H., Qiu, D. Y. & Louie, S. G. *Nonuniform Sampling Schemes of the Brillouin Zone for Many-electron Perturbation-theory Calculations in Reduced Dimensionality*. *Phys. Rev. B* **95**, 035109 (2017).
- [8] Freysoldt, C., Eggert, P., Rinke, P., Schindlmayr, A. & Scheffler, M. *Screening in Two Dimensions: GW Calculations for Surfaces and Thin Films Using the Repeated-slab Approach*. *Phys. Rev. B* **77**, 235428 (2008).
- [9] Ismail-Beigi, S. *Truncation of Periodic Image Interactions for Confined Systems*. *Phys. Rev. B* **73**, 233103 (2006).
- [10] Rozzi, C. A., Varsano, D., Marini, A., Gross, E. K. U. & Rubio, A. *Exact Coulomb Cutoff Technique for Supercell Calculations*. *Phys. Rev. B* **73**, 205119 (2006).
- [11] Gao, W., Xia, W., Gao, X. & Zhang, P. *Speeding up GW Calculations to Meet the Challenge of Large Scale Quasiparticle Predictions*. *Sc. Rep.* **6**, 36849 (2016). Article.
- [12] Wu, Y. *et al.* *Quasiparticle Electronic Structure of Honeycomb C₃N: From Monolayer to Bulk*. *2D Mater.* **6**, 015018 (2018).
- [13] Rasmussen, F. A., Schmidt, P. S., Winther, K. T. & Thygesen, K. S. *Efficient Many-body Calculations for Two-dimensional Materials Using Exact Limits for the Screened Potential: Band Gaps of MoS₂, h-BN, and Phosphorene*. *Phys. Rev. B* **94**, 155406 (2016).
- [14] Zhang, Y., Xia, W., Wu, Y. & Zhang, P. *Prediction of mxene based 2d tunable band gap semiconductors: Gw quasiparticle calculations*. *Nanoscale* **11**, 3993 (2019).
- [15] Deslippe, J. *et al.* *BerkeleyGW: A Massively Parallel Computer Package for the Calculation*

- of the Quasiparticle and Optical Properties of Materials and Nanostructures. Comput. Phys. Commun.* **183**, 1269 (2012).
- [16] Cudazzo, P., Tokatly, I. V. & Rubio, A. *Dielectric Screening in Two-dimensional Insulators: Implications for Excitonic and Impurity States in Graphane. Phys. Rev. B* **84**, 085406 (2011).
 - [17] Shi, H., Pan, H., Zhang, Y.-W. & Yakobson, B. I. *Quasiparticle Band Structures and Optical Properties of Strained Monolayer MoS₂ and WS₂. Phys. Rev. B* **87**, 155304 (2013).
 - [18] Molina-Sánchez, A., Sangalli, D., Hummer, K., Marini, A. & Wirtz, L. *Effect of Spin-orbit Interaction on the Optical Spectra of Single-layer, Double-layer, and Bulk MoS₂. Phys. Rev. B* **88**, 045412 (2013).
 - [19] Gao, W. *et al.* *Quasiparticle Band Structures of CuCl, CuBr, AgCl and AgBr: The Extreme Case. Phys. Rev. B* **98**, 045108 (2018).
 - [20] Mahmood, J. *et al.* *Nitrogenated Holey Two-dimensional Structures. Nat. Commun.* **6**, 6486 EP – (2015). Article.
 - [21] Zhang, R., Li, B. & Yang, J. *Effects of Stacking Order, Layer Number and External Electric Field on Electronic Structures of Few-layer C₂N-h₂D. Nanoscale* **7**, 14062 (2015).
 - [22] Sun, J., Zhang, R., Li, X. & Yang, J. *A Many-body GW+BSE Investigation of Electronic and Optical Properties of C₂N. Appl. Phys. Lett.* **109**, 133108 (2016).
 - [23] Gong, S. *et al.* *Tunable Half-metallic Magnetism in An Atom-thin Holey Two-dimensional C₂N Monolayer. J. Mater. Chem. C* **5**, 8424 (2017).
 - [24] Longuinhos, R. & Ribeiro-Soares, J. *Stable Holey Two-dimensional C₂N Structures with Tunable Electronic Structure. Phys. Rev. B* **97**, 195119 (2018).
 - [25] Heyd, J., Scuseria, G. E. & Ernzerhof, M. *Hybrid Functionals Based on a Screened Coulomb Potential. J. Chem. Phys.* **118**, 8207 (2003).
 - [26] Krukau, A. V., Vydrov, O. A., Izmaylov, A. F. & Scuseria, G. E. *Influence of the Exchange Screening Parameter on the Performance of Screened Hybrid Functionals. J. Chem. Phys.* **125**, 224106 (2006).
 - [27] Perdew, J. P., Burke, K. & Ernzerhof, M. *Generalized gradient approximation made simple. Phys. Rev. Lett.* **77**, 3865 (1996).
 - [28] Pfrommer, B. G., Demmel, J. & Simon, H. *Unconstrained Energy Functionals for Electronic Structure Calculations. J. Comput. Phys.* **150**, 287 (1999).
 - [29] Pfrommer, B. G., Ct, M., Louie, S. G. & Cohen, M. L. *Relaxation of Crystals with the*

- Quasi-Newton Method. J. Comput. Phys.* **131**, 233 (1997).
- [30] Taillefumier, M., Cabaret, D., Flank, A.-M. & Mauri, F. *X-ray Absorption Near-edge Structure Calculations with the Pseudopotentials: Application to the K Edge in Diamond and α -quartz.* *Phys. Rev. B* **66**, 195107 (2002).
- [31] Perdew, J. P. & Zunger, A. Self-interaction correction to density-functional approximations for many-electron systems. *Phys. Rev. B* **23**, 5048 (1981).
- [32] Ceperley, D. M. & Alder, B. J. Ground state of the electron gas by a stochastic method. *Phys. Rev. Lett.* **45**, 566–569 (1980).
- [33] Troullier, N. & Martins, J. L. *Efficient Pseudopotentials for Plane-wave Calculations.* *Phys. Rev. B* **43**, 1993 (1991).