

A Novel Dimension Reduction Scheme for Intrusion Detection Systems in IoT Environments

Amir Andalib

School of Electrical Engineering
Iran University of Science and Technology
Tehran, Iran
amir_andalib@elec.iust.ac.ir

Vahid Tabataba Vakili

School of Electrical Engineering
Iran University of Science and Technology
Tehran, Iran
vakily@iust.ac.ir

Abstract—Internet of Things (IoT) brings new challenges to the security solutions of computer networks. So far, intrusion detection system (IDS) is one of the effective security tools, but the vast amount of data that is generated by heterogeneous protocols and "things" alongside the constrained resources of the hosts, make some of the present IDS schemes defeated. To grant IDSs the ability of working in the IoT environments, in this paper, we propose a new distributed dimension reduction scheme which addresses the limited resources challenge. A novel autoencoder (AE) designed, and it learns to generate a latent space. Then, the constrained hosts/probes use the generated weights to lower the dimension with a single operation. The compressed data is transferred to a central IDS server to verify the traffic type. This scheme aims to lower the needed bandwidth to transfer data by compressing it and also reduce the overhead of the compression task in the hosts. The proposed scheme is evaluated on three well-known network traffic datasets (UNSW-NB15, TON_IoT20 and NSL-KDD), and the results show that we can have a 3-dimensional latent space (about 90% compression) without any remarkable fall in IDS detection accuracy.

Index Terms—Intrusion Detection System, Dimension Reduction, AutoEncoder, Deep learning

I. INTRODUCTION

Nowadays, Internet of Things (IoT) is one of the intriguing buzzwords. It is defined as an interconnection of smart devices via the Internet. And the intelligence which is added to everyday devices and tools by embedded components that enables computing and communication abilities defines smart devices. IoT has found its way to a wide range of applications such as smart homes, automated industrial environments, healthcare, smart grid, agriculture, etc. [1]. The growth in the number of connected smart devices surpasses the projected numbers, with regard to forbes.com¹ reports, in 2025 there will be 75 billion connected devices in IoT.

However the integration of services and smart device can literally provide the access of anything from anywhere, this amount of interconnected devices alongside the sensitivity and importance of the information that is carried out by IoT networks signifies the importance of its security. A set of practices that aimed at providing security to computer networks, users and data is called cybersecurity. It includes secured protocols, log audit tools, firewalls, etc. One of vital and

promising components of cybersecurity is intrusion detection system (IDS). Due to its many advantages, more importantly its robustness and potential of behaving intelligently, it attracts a lot of research attention since its announced in late eighties [2]. In a comprehensive survey [3] by N.Moustafa et al. IDSs are classified into four main types from the operational standpoint: 1. Misuse (Signature)-based, 2. Anomaly-based, 3. Stateful protocol analysis-based, 4. Hybrid-based.

Although IDS has the merit of robustness and immediate response to zero-day attacks in traditional networks, because of some intrinsic differences of the internet of thing (IoT) structure previous IDS schemes cannot be applied directly into the IoT environments. There are some barriers in the way of implementing IDSs in the IoT, such as new protocols, constrained computational and storage resources, heterogeneous devices, and a vast amount of data generated by nodes [3], [4]. To address the constrained resources and bandwidth overhead challenges an asymmetric deep autoencoder(AE) is proposed in this paper to compress the network traffic data with low computational resources needed at probes or IoT end nodes. The compressed data can be transferred to the server via the network or isolated platforms like USB interface. Because of compression, transferring data use a very low segment of network bandwidth. On the server end, we use a random forest (RF) as a decision engine to decide about traffic type, whether it is normal or attack. We evaluate our proposed compression framework on three different network traffic datasets: UNSW-NB15, NSL-KDD and TON_IoT20. The rest of this paper is organized as follows. Section II provides a brief background on in-use learning techniques and datasets. In Section III, we give an account of related researches with a focus on dimension reduction. In Section IV, our proposed dimension reduction scheme is discussed. Experimental results are detailed in Section V. Finally, Section VI concludes the paper.

II. BACKGROUND

This section provides some primitive knowledge about: 1. In-use machine learning techniques, 2. Evaluation datasets.

¹<https://www.forbes.com/sites/louiscolombus/2016/11/27/roundup-of-internet-of-things-forecasts-and-market-estimates-2016/#7989fd89292d>

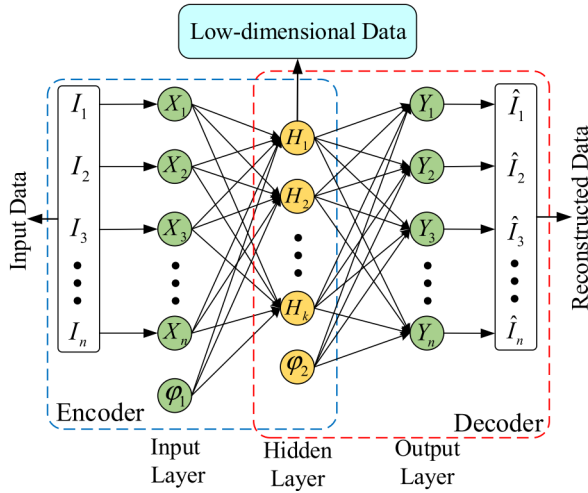


Fig. 1: A simple Autoencoder [5]

A. Autoencoders

Autoencoder (AE) is a multi-layer neural network composed of two stages: encoder and decoder. The goal of the encoder stage is to learn worthwhile properties of data and represent it in a lower dimension which is called latent space(LS). Figure 1 shows a schematic simple autoencoder. The goal of the decoder is to reproduce the original data by using the new representation provided by latent space. For a one-layer encoder, the latent space can be calculated by [5]:

$$\mathbf{Z} = \sigma(\mathbf{W}_{\mathbf{x}2\mathbf{z}}\mathbf{X} + \phi_0), \quad (1)$$

where, \mathbf{Z} is the latent space vector, $\mathbf{W}_{\mathbf{x}2\mathbf{z}}$, is the weight matrix to change the dimension of input (\mathbf{X}), ϕ_0 is the bias vector and σ is the sigmoid function:

$$\sigma(x) = \frac{1}{1 + e^{-x}}. \quad (2)$$

If the network succeeds in obtaining a close enough (closeness is defined by an error threshold) outputs to the inputs, then, the encoded version of data is a competent representative/surrogate. Generally AE is an unsupervised technique and beside compression, it is been applied in various other applications such as anomaly detection and handling missing values of data.

B. Random Forest

Random Forest(RF) is an ensemble learning technique which uses a large number of specialized decision trees (DTs) [6]. DTs has tree-like structures made up of nodes and branches. In every node a feature is picked up to form the upcoming branch. DTs use mutual information (Information Gain) to select the best attribute based on which a node is formed. Although this method helps to find the best attribute to divide the data set in the immediate next step, it can not say which attribute will do better in several steps further. For example, choosing an attribute that does not have the best information gain for the present step, may lead to a better

TABLE I: Summary of Proposed System Configuration

Parameters	NSL-KDD	UNSW-NB15	TON_IoT20
Total no. of records	148516	2540047	461043
No. of normal records	77053(52%)	1797198(87%)	300000(65%)
No. of attack records	71463(48%)	260239(13%)	161043(35%)
Attack Types	4	9	9
No. of extracted features	41	47	44
IoT Protocols	No	No	Yes

overall result in the next 5 steps. Furthermore, DTs suffer from overfitting to the training set. RFs resolve the aforementioned issues by randomly dividing the training set into several sets and using different decision tree for each of them. Then, the outcomes of tree are combined to announce final result [7]. By utilizing the Law of Large Numbers, in [8], L.Breimann gives a theoretical background for RFs; showing that they always converge and overfitting is not a problem anymore.

C. Evaluation Datasets

Commonly, the decision center of an anomaly-based IDS is implemented by machine learning techniques. Machine learning approaches need datasets to learn patterns. Because of the complexity and sophistication in computer network traffics, the validity and genuineness of the dataset are vital for the IDS evaluation. Some reputed universities and institutions provide reliable datasets. In this work, we evaluate our proposed IDS on three of such sets. One of them is NSL-KDD introduced by Tavallee and et al. in [9](2004) as a purified version of the KDD99 dataset for the KDD cup (International Knowledge Discovery and Data Mining Tools Competition). It is an old and insufficient dataset but since it is been the main evaluation dataset for many field research papers, it is a sound reference to compare performances.

As an up-to-date set with more sophisticated network traffic and attacks, we use UNSW-NB15 dataset. It was generated by Cyber Range Lab of UNSW ², and it consists of modern real-world network traffic and contemporary synthesized malicious activities. About 100 GB of network packets are captured and analyzed by Argus and IDS-Bro tools.

Another modern dataset is TON_IoT(UNSW-IoT20) dataset. It is generated by the IoT lab of the UNSW's electrical engineering school. It includes heterogeneous data collected from sources such as IoT sensors, windows and ubuntu operating systems [10]. The Table I presents a brief details about each of datasets and comparison between them.

III. RELATED WORKS

In this section, we provide some state-of-the-art IoT intrusion detection systems with a special attention to the literature which consider dimension reduction, feature selection or feature mapping.

Recall that IoT systems use several new protocols in addition to the Internet such as IPv6 over low power wireless personal area network (6LoWPAN). In one of the earliest papers that address the IoT IDSs ([11]), Raza et al. propose

²University of New South Wales

an IDS named "SVELTE" and use both distributed and centralized deployment. It is made up of three components, first, a mapper reconstructs RPL³ network traffic in the border router. Then, an intrusion detection module uses several algorithms such as network graph consistency and node availability check to detect special types of routing attacks such as spoofing and sinkhole attacks. The other component is a mini-weight firewall in the nodes which aim to reduce the overhead of the central intrusion detection component by filtering pre-defined unwanted traffic. Their approach yields 100% and 90% true positive rate for sinkhole attack detection in lossless and lossy networks, respectively.

Proper feature selection can result in lower computational overhead without remarkably impacting detection accuracy of the classifier. For instance, in [5], Yan et al. use sparse autoencoders (SAE) to compress data. They apply variety of layer combination in their SAE. The SAE follows by a simple classifier such as support vector machine (SVM), and random forest. The reasonable structure, training time-wise (5(sec)), is a 5-layer encoder which yields overall 98.63% of detection accuracy on NSL-KDD by using a latent space with five nodes.

In [12], De La Hoz et al. use principle component analysis (PCA) and Fisher discriminant ratio (FDR) for feature selecting and denoising the data. For pattern recognition, they use probabilistic self-organizing map (PSOM). They evaluate their proposed system on the NSL-KDD dataset and by reducing the number of features to 20, the system achieve 93% of detection accuracy. [13] is another paper that uses a combination of feature selection techniques. Particle swarm optimization, colony, and genetic algorithms are used where a reduced error pruning tree classifier compares their results and chooses the best feature combination. Their feature selection procedure follows by a two-level classifier. They evaluate their proposed system on two datasets, NSL-KDD and UNSW-NB15 attaining 85.8% and 91.27% detection accuracy, respectively.

Aside from computational complexity and training time reduction, lowering the dimension of data can have positive impacts on false positive detection. A two-layer dimension reduction technique is introduced in [14]. It shows a lower false alarm rate (FAR) with the same classifier when there is no dimension reduction (4.86% vs. 5.44% FAR). In this approach, the first layer uses PCA as an unsupervised method to reduce the dimension of NSL-KDD set from 41 to 35. The output of the second reduction layer is a 4D feature set which uses the linear discriminant analysis (LDA). After compression, k-nearest neighbor (KNN) and naive Bayes method are applied to data as classifiers which result in 84.86% detection accuracy.

For another dimension reduction technique a modified binary grey wolf optimization (GWO) is proposed by Alzubi et al. [15]. GWO is a meta-heuristic optimization technique introduced by Mirjalali et al [16]. The original algorithm is not suitable for dimension reduction, generally. The modified algorithm uses a supervised version of GWO and defines

a fitness function to decide which subset of features to be chosen. The fitness function is:

$$Fitness = P.a + \frac{1}{NF}.b, \quad (3)$$

where P, is the parameter that shows the goal of optimization (for instance, the detection accuracy of classifier), a and b are empirical coefficients, and NF is the number of features in target reduced space. In every iteration of the algorithm, a subset of features is chosen, then an SVM machine is learned to classify the samples. Based on the results of the classification and P, the fitness function value is calculated and compared to the threshold until the target reached. They evaluated their proposed algorithm on the NSL-KDD dataset. By running the algorithm for 20 times, a subset of features with the size of 26 out of 41 is selected by the algorithm and it yields 81.58% detection accuracy.

IV. PROPOSED METHODOLOGY

Constrained hosts and nodes in the IoT networks is one of the destructive barriers in the way of applying traditional IDS solutions directly into these networks. On the other hand, the amount and variety of data that is been generated by IoT devices are very high which makes transferring all traffic to one central IDS server, an obsolete solution. It also renders IDS itself vulnerable to attacks such as DoS. To tackle these issues we propose a dimension reduction scheme using deep learning techniques and an IDS framework that can operate properly in IoT environments. In the following subsections, we discuss our proposed scheme in detail.

A. Proposed Dimension Reduction Scheme

The main goal of our work is to propose a dimension reduction scheme which has two main characteristics:

- 1) The competence of compressed data to train the decision engine of an anomaly-based IDS
- 2) The scheme ability to impose low computational overhead to the low-end IoT devices.

To this end, we propose a novel asymmetric supervised autoencoder. Every layer in a deep neural network depicts a different representation of input data. Autoencoders use this attribute to give a compact representation of data that can be used to reproduce the original data with an acceptable amount of error.

B. Encoder

As shown in Figure 2, our proposed encoder is made up of a dense layer which its output is the encoded data, two LSTM layers, and an MLP consists of 6 hidden layers. Usually, autoencoders are made symmetric and the latent space is the output of the middle layer. Through an unsupervised procedure, a multi-layer network strives to regenerate the input data at the output end. But here we use a standalone classifier as an encoder. Like a neural network, it gets trained with a labeled dataset and every layer is a variant representation of the input data. The first hidden layer is chosen as the latent space. The obtained weight matrix that maps the input high

³IPv6 Routing Protocol for Low-power and lossy networks

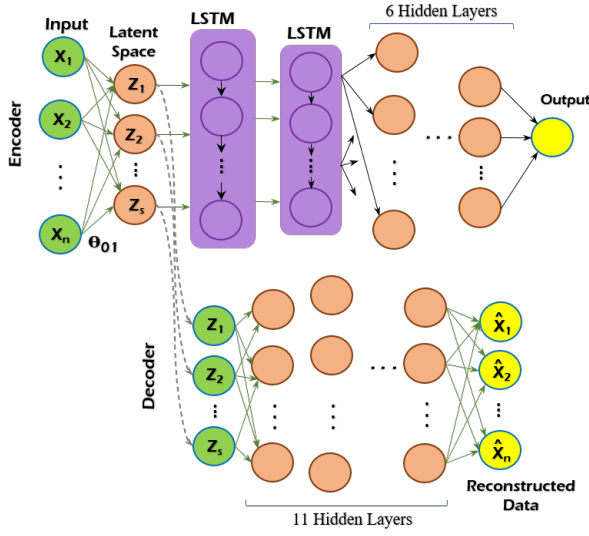


Fig. 2: Proposed Autoencoder

dimension data to encoded data is deployed to constrained hosts. The hosts have to carry out a matrix multiplication and that is the only computation they need to do. This is the rationale behind embedding the latent space on the top, unlike conventional autoencoders.

Since there is no rigorous theoretical background of different deep neural network configurations' functionality [17], usually the trial and error method is applied to designate the competent architecture. Hence, we try different neural networks and choose our encoder network based on two criteria: 1. The classifier accuracy in detection

$$Acc. = \frac{True\ Positive + True\ Negative}{No.\ of\ All\ Samples}, \quad (4)$$

and 2. Mean square error of reconstruction (decoder):

$$MSE = \frac{1}{N} \sum_{i=1}^N (X_{input} - X_{Reconstructed})^2, \quad (5)$$

where N is the number of features in the original data space. The reconstruction error is considered to choose both the encoder and decoder configuration. The results show that whenever this network trained well (high accuracy), the output of every layer can be used to reconstruct data with a proper decoder. The proposed encoder as a classifier uses two layers of LSTM units, these units are memory-based modules and they can choose what to remember and what to forget. The sequential nature of the network traffic data makes it imperative to perform a time series analysis of the data. Here, this analysis is done by recurrent layers.

C. Decoder

For decoder, variety of combinations including an LSTM-based decoder are examined and we choose the network which is able to generate the original data with a minimum mean square error. Figure 2 shows the neural network that is

been used as the decoder. It is a 11-layer MLP that roughly has the mirrored layer sequence of the encoder's MLP unit. Reconstructing the original data may have many usages, but our final goal of compression is to run an IDS with acceptable functionality, in which, the operation criteria like detection accuracy, precision, and false alarm rate remain as close as it is possible to the case of using original data.

To find the proper configuration for both decoder and encoder a set of configurations based on a heuristic approach is defined and then bayesian optimization is used to obtain a suboptimum configuration. Similar to many deep learning approaches, simulation and validation are inseparable parts of system design.

V. EXPERIMENTAL RESULTS

Our concluded architectures for encoder and decoder are based on validating them on UNSW-NB15 dataset. Therefore, this dataset is a part of design procedure. Two other datasets: TON_IoT20 and NSL-KDD are used to evaluate whether the proposed architectures are only useful on a particular dataset or they have the generalization capability. The hardware and software configurations that is used for designing and evaluating are as follows:

- Intel Corei7 CPU @ 3.5GHz, 16 GB of RAM and cuda-enabled nVidia GTX860m GPU
- tensorflow v2.1, Hyperopt v0.2.4 and scikit-learn libraries on MS Windows 10

To assess the effects of compression we setup a random forest classifier and use both original and compressed data to learn this forest. In the following subsection we discuss the design procedure and the performance of proposed dimension reduction scheme.

A. Encoder

First, the latent space is set to five to verify which type of neural network is best for the subsequent layers of the encoder. Three types of neural networks are applied: convolutional neural network, conventional deep neural network and recurrent neural network. The performance evaluation is done by two criteria

- 1) The encoder classification accuracy (equation 4)
- 2) Mean square error of decoder in reconstructing the original input, that is calculated by:

$$MSE = \frac{1}{N} \sum_{i=1}^N (X_{input} - X_{Reconstructed})^2 \quad (6)$$

Table II shows the results for different types of networks. When LSTM-based layers are used, the encoder classification accuracy is 94.73% which it is the highest classification accuracy among other types and the MSE of decoder is 0.0051 which is the lowest. Therefore, the recurrent network is chosen to construct encoder. In the next step, a list consists of variety of LSTM-based neural network configurations and its hyper-parameters is defined. This list is used as Bayesian optimization search dictionary (Table III). The max iteration

TABLE II: Results of different neural networks as hidden layer

Network Type	Net. Configuration	$Acc. Encoder(\%)$	$Decoder MSE$
MLP	5,20,1	58.06	-
MLP	[5,40,35,30,25,20,15,5,1]	90.39	0.0157
CNN	One Conv. layer with 64 filters	93.22	0.0067
CNN	Two Conv. layers with 64 filters	91.64	0.0068
LSTM	Two recurrent layers with 180/110 LSTM units	94.73	0.0051

of optimization algorithm is set to 200, and the winner configuration and parameters are shown in table IV.

The detection accuracy and binary crossentropy loss for the winner configuration in figure 3b show that the validation set classification loss is tracking the training set's for higher number of epochs but there are some swings. Based on this, in the next step, we try to reduce the dimension to 3 ($LS = 3$) by increasing the number of epochs to 800 and applying learning rate decay:

$$decay = \frac{learning\ rate}{epochs}. \quad (7)$$

The results for detection accuracy and loss function for $LS=3$ (figure 4) shows that the encoder seems to have the ability to reduce the dimension to three. To corroborate this claim, a random forest is trained with original, compressed and reconstructed datasets. Table V shows the results of trained RF classifier on predefined UNSW-NB15 test set.

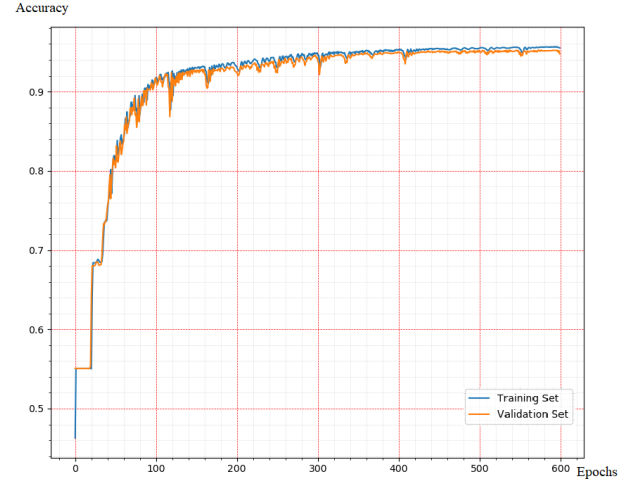
Results Discuss:

- Comparing the results of $LS=3$ and $LS=4$ show that in $LS=3$ some criteria are even improved. There is a small drop in classification accuracy and detection rate but false positive rate and precision are improved alongside with lower training time.
- The original data, especially in detection accuracy is doing better job.
- The decoder reconstructs the original data with lower MSE when $LS = 4$
- In $LS=4$ the reconstructed data show improved criteria compared to others except original data
- The volume of the array which contains the over two and a half million records of UNSW-NB15 dataset is 872 MB on disk and it reduces to 29 MB when we use $LS=3$ and that means about 96% compression rate.

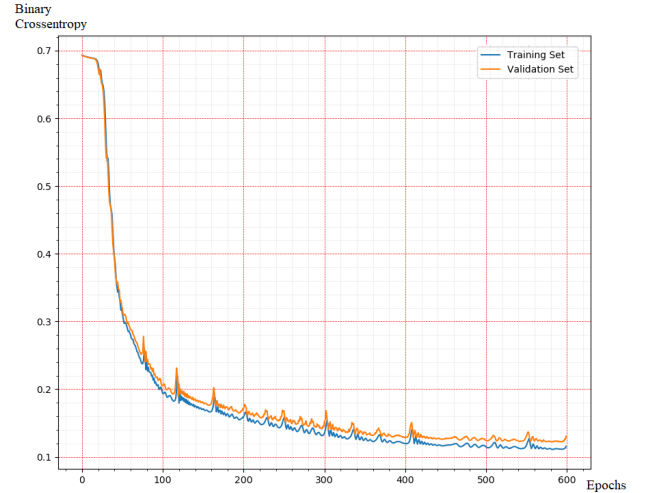
As it is mentioned earlier, the design and validation of the encoder and decoder is based on UNSW-NB15, therefore we evaluate the concluded architecture on two other datasets to verify the model's generalization aptitude. Tables VI and VII show the results for NSL-KDD and TON_IoT20 datasets, respectively.

Results Discuss:

- On NSL-KDD's test dataset the classification accuracy and detection rate for compressed data drop by about 2% and 4%, respectively, however the classification criteria are close for $LS=3$ and $LS=4$. Therefore $LS=3$ can be used as a competent representative for original data.
- On TON_IoT20 the functionality of compressed data reduces by 1% in detection accuracy, detection rate and



(a) Classification accuracy w.r.t epoch



(b) Loss function w.r.t epoch

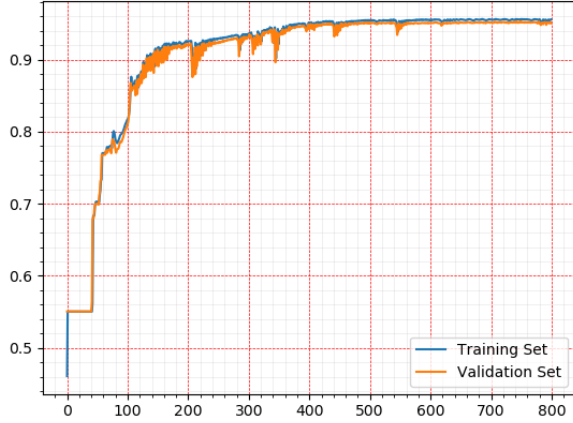
Fig. 3: Classification accuracy and loss for winner configuration ($LS=4$)

false alarm rate. Again, $LS=3$ is a quite competent representative to be used in decision engines.

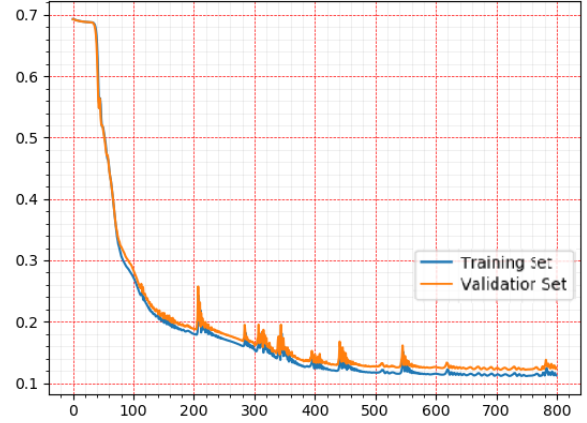
The best result of compression in reviewed papers belongs to [14]. In [14], by applying 2-level compression, the final feature set size is four, beside their technique cannot be implement in a distributive manner. Our proposed scheme manage to

TABLE III: Bayes optimization dictionary

variable	range / selectable values	Distribution function	variation unit
1st layer LSTM units	[10:200]	Uniform	q=10
2nd layer LSTM units	[10:200]	Uniform	q=10
Activation functions	'elu', 'relu', 'tanh', 'sigmoid'	Uniform	-
Epochs	[100,1000]	Uniform	q=50
Learning rate	[0.00001,0.01]	Normal (0.001, 0.01)	continuous
Depth and node numbers of MLP	[60,20] [100,70,40,10] [50,40,30,20,10] [100,80,60,40,20,10]	Uniform	-
Latent space	2,3,4,5	Uniform	-



(a) Classification accuracy w.r.t epoch



(b) Loss function w.r.t epoch

Fig. 4: Classification accuracy and loss for LS=3

TABLE IV: Winner Conf. of Bayes method

# of units in 1st layer	180
# of units in 2nd layer	110
Activation func.	'relu'
Epochs	600
Learning rate	0.0092278
MLP conf.	[100,80,60,40,20,10]
Latent space size	4

reduce feature set size to 3 on three different datasets without any remarkable drop in classifier's functionality. In contrast to [12], [14], [15], in our proposed scheme, the computation of compression can be carried out distributively.

VI. CONCLUSION AND FUTURE DETECTION

In this paper, we proposed a dimension reduction scheme for IDS data using deep neural networks. The reduction procedure can be carried out in a distributive mode with a low computational overhead imposed on IoT hosts. We evaluated our proposed method on three different datasets and the results showed that the generated compressed data can be used to train classifiers and decision engines. Our proposed decoder functionality is low, hence, rebuilding the actual input data

with lower error in the central server is remained as a challenge to future works.

REFERENCES

- [1] T. A. Ahanger and A. Aljumah, "Internet of things: A comprehensive study of security issues and defense mechanisms," *IEEE Access*, vol. 7, pp. 11020–11028, 2018.
- [2] B. B. Zarpelo, R. S. Miani, C. T. Kawakani, and S. C. de Alvarenga, "A survey of intrusion detection in internet of things," *Journal of Network and Computer Applications*, vol. 84, pp. 25 – 37, 2017.
- [3] N. Moustafa, J. Hu, and J. Slay, "A holistic review of network anomaly detection systems: A comprehensive survey," *Journal of Network and Computer Applications*, vol. 128, pp. 33–55, 2019.
- [4] M. Conti, A. Deghantaha, K. Franke, and S. Watson, "Internet of things security and forensics: Challenges and opportunities," 2018.
- [5] B. Yan and G. Han, "Effective feature extraction via stacked sparse autoencoder to improve intrusion detection system," *IEEE Access*, vol. 6, pp. 41238–41248, 2018.
- [6] F. Chollet, *Deep Learning mit Python und Keras: Das Praxis-Handbuch vom Entwickler der Keras-Bibliothek*. MTP-Verlags GmbH & Co. KG, 2018.
- [7] G. Ian, B. Yoshua, and C. Aaron, *Deep Learning*. The MIT Press, 1st ed., 2016.
- [8] L. Breiman, "Random forests," *Machine learning*, vol. 45, no. 1, pp. 5–32, 2001.
- [9] M. Tavallae, E. Bagheri, W. Lu, and A. A. Ghorbani, "A detailed analysis of the kdd cup 99 data set," in *2009 IEEE Symposium on Computational Intelligence for Security and Defense Applications*, pp. 1–6, July 2009.

TABLE V: Random forest results on UNSW-NB15 for different input

Dataset	Val. Acc.	Test Acc.	DR	Test PR.	Test FPR.	Training Time (sec)	Val. MSE
No Compression	97.68	88.206	84.136	98.289	3.121	24.508	-
LS = 4	95.98	86.747	83.529	96.532	6.395	9.318	-
LS = 3	95.761	87.584	83.254	98.235	3.188	6.537	-
Recon. of LS = 4	96.004	87.401	82.903	98.323	3.012	80.94	0.0017
Recon. of LS = 3	95.64	87.439	82.713	98.607	2.489	73.584	0.0021

TABLE VI: Results of compression on NSL-KDD dataset

Criterion	Val. Acc.	Test Acc.	DR	Test PR.	Test FPR.	Training Time (sec)
No Compression	99.825	80.127	67.771	96.195	3.543	28.728
LS = 4	99.5	78.104	63.656	96.778	2.801	14.467
LS = 3	99.555	78.534	64.724	96.38	3.213	9.365

TABLE VII: Results of compression on TON_IoT20 dataset

Criterion	Val. Acc.	Test Acc.	DR	Test PR.	Test FPR.	Training Time (sec)
No Compression	99.908	99.913	99.913	99.983	0.087	77.049
LS = 4	98.884	98.931	98.82	98.132	1.01	62.363
LS = 3	98.817	98.82	98.659	97.977	1.093	43.479

- [10] "<https://www.unsw.adfa.edu.au/unsw-canberra-cyber/cybersecurity/adfa-ton-iot-datasets/>,"
- [11] S. Raza, L. Wallgren, and T. Voigt, "Svelte: Real-time intrusion detection in the internet of things," *Ad hoc networks*, vol. 11, no. 8, pp. 2661–2674, 2013.
- [12] E. De la Hoz, E. De La Hoz, A. Ortiz, J. Ortega, and B. Prieto, "Pca filtering and probabilistic som for network intrusion detection," *Neurocomputing*, vol. 164, pp. 71–81, 2015.
- [13] B. A. Tama, M. Comuzzi, and K. Rhee, "Tse-ids: A two-stage classifier ensemble for intelligent anomaly-based intrusion detection system," *IEEE Access*, vol. 7, pp. 94497–94507, 2019.
- [14] H. H. Pajouh, R. Javidan, R. Khayami, D. Ali, and K.-K. R. Choo, "A two-layer dimension reduction and two-tier classification model for anomaly-based intrusion detection in iot backbone networks," *IEEE Transactions on Emerging Topics in Computing*, 2016.
- [15] Qusay M. Alzubai, Mohammed Anbar, Zakaria N. M. Alqattan, Mohammed Azmi Al-Betar, and Rosni Abdullah, "Intrusion detection system based on a modified binary grey wolf optimisation," *Neural Computing and Applications, Springer*, pp. 1–13, 2019.
- [16] S. Mirjalili, S. M. Mirjalili, and A. Lewis, "Grey wolf optimizer," *Advances in engineering software*, vol. 69, pp. 46–61, 2014.
- [17] J. Bruna, E. Haber, G. Kutyniok, T. Pock, and R. Vidal, "Special issue on the mathematical foundations of deep learning in imaging science," *Journal of Mathematical Imaging and Vision*, pp. 1–2, 2020.