

Exploring CP-violation, via heavy neutrino oscillations, in rare B meson decays at Belle II

Gorazd Cvetič^{1,*}, C.S. Kim^{2,†}, Sebastian Mendizabal^{1,‡} and Jilberto Zamora-Saá^{3,§}

¹*Department of Physics, Universidad Técnica Federico Santa María, Valparaíso, Chile.*

²*Department of Physics and IPAP, Yonsei University, Seoul 03722, Korea. and*

³*Departamento de Ciencias Físicas, Universidad Andres Bello, Sazié 2212, Piso 7, Santiago, Chile.*

In this article we study the rare B-meson decay via two on-shell almost-degenerate Majorana Heavy Neutrinos, into two charged leptons and two pseudoscalar mesons ($B^\pm \rightarrow D^0 \ell_1^\pm \ell_2^\pm \pi^\mp$). We consider the scenario where the heavy neutrino masses are ~ 2 GeV and the heavy-light mixing coefficients are $|B_{\ell N}|^2 \sim 10^{-5}$, and evaluate the possibility to measure the CP-asymmetry at Belle II. We present some realistic conditions under which the asymmetry could be detected.

Keywords: CP Violation, Heavy Neutrinos Oscillations, Heavy Neutrino Decays, Lepton Number Violation, Belle II.

* gorazd.cvetic@usm.cl

† cskim@yonsei.ac.kr

‡ sebastian.mendizabal@usm.cl

§ jilberto.zamora@unab.cl

I. INTRODUCTION

The first indications of physics beyond the Standard Model (SM) come from: neutrino oscillations (NOs), baryonic asymmetry of the Universe (BAU) and dark matter (DM). During the last years NOs experiments have confirmed that active neutrinos () are very light massive particles [1, 2] and consequently the SM must be extended. The evidence of neutrino masses that arises from oscillations were first predicted in [3] and later observed in [1, 4–7]. These extremely light masses can be explained with the introduction of sterile neutrinos and via the seesaw mechanism [8–10]. The outcome gives us Majorana neutrinos with light eigenstates $m_\nu \lesssim 1$ eV and heavy neutrino (HN) eigenstates $M_N \gg 1$ TeV. There are other seesaw scenarios, though, with lower masses for the heavy neutrino, $M_N \sim 1$ TeV [11–17] and $M_N \sim 1$ GeV [18–26]. Probing the nature of neutrinos has been one of the most interesting and elusive tasks in modern physics. Experimentally, whether they are Dirac or Majorana fermions can be, in principle, established in neutrinoless double beta decay (0 $\nu\beta\beta$) experiments [27–35], rare lepton number violating (LNV) decays of mesons [36–54] and of τ lepton [55–59], and specific scattering processes [19, 60–82].

The nature of Dirac neutrinos only allows them to appear in processes that are lepton number conserving (LNC). Majorana neutrinos can induce both lepton number conserving and lepton number violating (LNV) processes, which allows a wider spectrum of physics to take place. An important example of this is baryogenesis via leptogenesis, where the LNV and CP-violating processes can lead to a generation of a lepton number asymmetry in the early universe, which is then converted (through sphaleron processes [83–85]) to the baryon number asymmetry observed in the universe [86]. There are many different models that try to explain this asymmetry. However, two standard approaches that use Majorana neutrinos for successful Leptogenesis are *out-of-equilibrium HN decays* (or *Thermal Leptogenesis*) and *leptogenesis from oscillations*. Both of them use sterile neutrinos as an extension to the standard model, with their masses being calculated with the seesaw type-I mechanism. This mechanism allows us to have heavy neutrinos using the fact that the SM neutrinos have very low masses. These HNs satisfy the Sakharov conditions [87] in order to produce the asymmetry dynamically. Consequently, thermal leptogenesis [88–90] takes into account the lepton number asymmetry generated by the decay of a massive Majorana neutrino in a thermal bath, while the latter, known as Akhmedov-Rubakov-Smirnov (ARS) mechanism [91], leads to a lepton number asymmetry by means of HN oscillations. The main difference between the two mechanisms comes from the fact that the first case is a *freeze-out* situation while the ARS mechanism can be seen as a *freeze-in* one.

The range of the HN masses for thermal leptogenesis is dictated by the amount of CP violation that can be generated¹. In the most simple scenarios leptogenesis is constructed with masses $M_N \gtrsim 10^{10}$ GeV, or $M_N \gtrsim 1$ TeV if one takes into account resonant effects [93], whereas the ARS mechanism allows neutrinos to reach masses as low as ~ 1 GeV. The HN mass scale for thermal leptogenesis cannot be reached in modern experiments, while ARS leptogenesis allows a variety of experiments to try and probe not only the nature of neutrinos, but also leptogenesis [94].

The search for the CP violation has been studied in different scenarios: resonant (overlap) scattering processes [95, 96], resonant leptonic [97–99] and semileptonic rare meson decays [99, 100], as well as B mesons, W bosons and τ decays that include heavy neutrinos oscillation [59, 101–104]. The resonant (overlap) effect comes from the interference between two almost degenerate neutrino mass eigenstates with masses of order \sim GeV.

This article is organized in the following way: In Sec. II we present the effective CP-violating B meson decay width for the LNV process $B^\pm \rightarrow D^{0,\pm} \nu_{1,2}^\pm \bar{\nu}$, and in Appendices A-D more details are given. In Sec. III we present the numerical results for this effective branching ratio (with $\theta_1 = \theta_2 = 0$) and for the related CP asymmetry ratio, for different values of the detector length, of the ratio of the HN mass difference and the HN total decay width, and for different values of the CP-violating phase. In Sec. IV we discuss the possibility for the detection of various such signals within the detector at Belle II and summarize our results.

II. CP VIOLATION IN HEAVY NEUTRINO DECAY

The simplest extension of the SM that explains the smallness of the active neutrino masses is the addition of right-handed neutrinos (ν_R). Then, the relevant terms of the new Lagrangian \mathcal{L}_N will read

$$-\mathcal{L}_N = Y_\nu \bar{\nu}_L \nu_R + \frac{M_R}{2} \overline{(\nu_R)^c} \nu_R + \text{h.c.} ; \quad (1)$$

where M_R is the mass of the right-handed neutrino. The coupling to the Dirac neutrinos (Y_ν) will give rise to small Dirac masses. After diagonalizing the mass matrix, three very light neutrinos are obtained, as well as three heavy

¹ In the type-I seesaw mechanism, the mass scale was first discussed in [92] and it is known as the *Davidson-Ibarra bound*.

ones, this is the well known seesaw mechanism [8–10]. The mass of the light neutrinos will be given by

$$m_\nu \propto \langle \chi \rangle^2 \frac{Y_\nu Y_\nu^T}{M_N}; \quad (2)$$

where $M_N = M_R$ is a 3×3 mass matrix of the heavy neutrino and $\langle \chi \rangle$ is the electroweak vacuum expectation value of the Higgs field. By tuning the parameters in the above equation one can reach neutrino masses ~ 1 GeV, resulting in Yukawa couplings $\sim 10^{-5}$. This type of scenario is well discussed in the MSM model [20, 21]. Two key ingredients in the MSM model is the CP violation that occurs in the mixing of the heavy neutrinos and a resonant effect when the masses of two of them satisfy the condition $\Delta M_N (\equiv M_{N_2} - M_{N_1}) = \Gamma_N$.

In previous articles we explored the HN CP-violating decays: i) considering only resonant CP violation without HN oscillation effects [97, 98, 100, 104] and ii) nonresonant HN oscillation effects [59, 101–103]. In this article, we will consider the decay $B^\pm \rightarrow D^{0,\pm} \ell_1^\pm \ell_2^\mp$ (see Fig. 1) extending the previous analysis, by considering simultaneously both of the aforementioned CP-violating sources, in order to explore these signals at Belle II experiment.

In this work, we will assume the existence of several (three) Heavy Neutrino states N_j ($j = 1; 2; 3$), with respective masses M_{N_j} . In addition, we will assume that the first two heavy neutrinos are almost degenerate and with masses in the range of ~ 1 GeV, and the third neutrino is much heavier

$$M_{N_3} \gg M_{N_2} \approx M_{N_1} \sim 1 \text{ GeV} \quad (M_{N_2} > M_{N_1}); \quad (3)$$

The first three active neutrinos ℓ (where $\ell = e; \mu; \tau$) will have, in general, admixtures of the mentioned heavy mass eigenstates

$$\ell = \sum_{j=1}^3 B_{\ell j} N_j + B_{\ell N_1} N_1 + B_{\ell N_2} N_2 + B_{\ell N_3} N_3; \quad (4)$$

where the heavy-light mixing elements $B_{\ell N_j}$ are in general small complex numbers

$$B_{\ell_k N_j} \equiv |B_{\ell_k N_j}| e^{i\phi_{kj}}; \quad (k; j = 1; 2; 3); \quad (5)$$

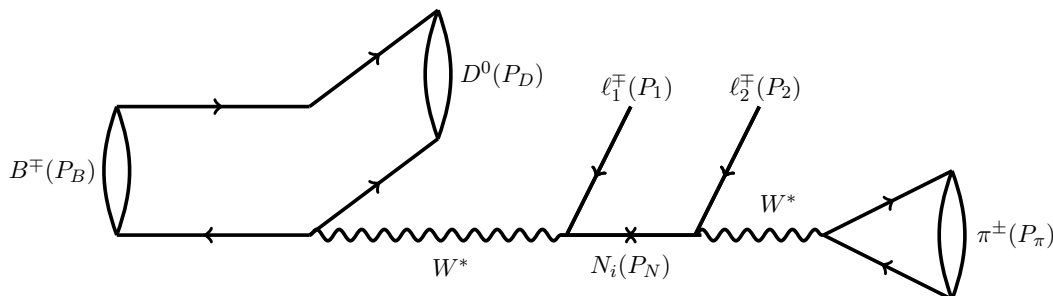


FIG. 1. Feynmann diagram of the decay processes.

The heavy neutrino N_3 will not enter our considerations because in the considered decays it is off-shell, in contrast to N_1 and N_2 . We will consider CP-violating decays of B mesons into two light leptons ($\ell_1 \ell_2$) and a pion, mediated by heavy on-shell neutrinos N_j ($j = 1; 2$). It turns out that (effective) branching ratios for the decays of the type $B \rightarrow D' \ell_1 \ell_2$ (cf. Fig. 1) are significantly larger than the decays $B \rightarrow \ell_1 \ell_2$, by about a factor of 30-40 when $M_N \approx 2$ GeV, cf. Ref. [105] (Figs. 19a and 20a there),² the main reason being the different CKM matrix elements $|V_{cb}| \sim 10 |V_{ub}|$. For this reason, we will consider the decay channels $B \rightarrow D' \ell_1 \ell_2$, Fig. 1. Furthermore, in order to avoid the kinematic suppression from heavy leptons, we exclude from our consideration the case of produced τ -leptons. In addition, to avoid the present stringent upper bounds on the heavy-light mixing $B_{e N_j}$, we exclude from our consideration the case of produced $\ell = e$ leptons. Thus we will take $\ell_1 \ell_2 = \mu \tau$. The N_1 - N_2 oscillation effects in such decays ($\ell_1 \ell_2 = \mu \tau$) turn out to disappear in LNC decays but survive in LNV decays [101]. Hence, we will consider the LNV decays $B^\pm \rightarrow D^{0,\pm} \ell_1^\pm \ell_2^\mp$, Fig. 1. The CP-violating B meson decay width for such a process,

² Majorana neutrinos in B meson decays were considered also in Refs. [106–108].

which accounts for the fact that the process will be detected only if the HN decays during its crossing through the detector (*effective* Γ), and includes both the overlap (resonant) [98, 100] and the HN-oscillation CP-violating sources [101–103], is given by

$$\begin{aligned} \Gamma_{\text{eff}}(\mathbf{B}^\pm \rightarrow \mathbf{D}^{0,\pm} \ell_1^\pm \ell_2^\pm \mp) &= \bar{\Gamma}(\mathbf{B}^\pm \rightarrow \mathbf{D}^{0,\pm} \mathbf{N}) \bar{\Gamma}(\mathbf{N} \rightarrow \ell_1^\pm \ell_2^\pm \mp) 2|\mathbf{B}_{\ell_1 \mathbf{N}}|^2 |\mathbf{B}_{\ell_2 \mathbf{N}}|^2 \\ &\times \left[\frac{1}{\Gamma_N} \left(1 - e^{\frac{-L\Gamma_N}{\gamma_N \beta_N}} \right) \left(1 + (Y) \cos(\varphi_{LV}) \mp \frac{(Y)}{Y} \sin(\varphi_{LV}) \right) \right. \\ &+ \frac{1}{\Gamma_N(1+Y^2)} \left\{ e^{\frac{-L\Gamma_N}{\gamma_N \beta_N}} \left[Y \sin\left(\frac{2L}{L_{\text{osc}}} \pm \varphi_{LV}\right) - \cos\left(\frac{2L}{L_{\text{osc}}} \pm \varphi_{LV}\right) \right] \right. \\ &\left. \left. + \left(\cos(\varphi_{LV}) \mp Y \sin(\varphi_{LV}) \right) \right\} \right]; \end{aligned} \quad (6)$$

where L stands for the distance between the two vertices of the process (the flight length of the on-shell neutrino \mathbf{N}_j),³ $L_{\text{osc}} = (2M_N - M_N) = \Delta M_N$ is the HN oscillation length,

$$Y \equiv \frac{\Delta M_N}{\Gamma_N}; \quad \Delta M_N \equiv M_{N_2} - M_{N_1} (> 0); \quad (7)$$

and φ_{LV} is the CP-violating phase⁴ which, according to notation of Eq. (5) can be written as

$$\varphi_{LV} \equiv \arg(k_j) = (\arg(\ell_1^k + \ell_2^k) - \arg(\ell_1^j - \ell_2^j)); \quad (k, j = 1; 2); \quad (8)$$

Further, the functions $\eta(Y)$ and $\delta(Y)$ are [97, 98, 100]⁵

$$\eta(Y) = \frac{Y^2}{Y^2 + 1}; \quad \delta(Y) = \frac{1}{Y^2 + 1}; \quad (9)$$

In Eq. (6), the HN Lorentz kinematical parameters in the lab frame γ_N and $\beta_N = 1/\sqrt{1 - \frac{2}{N}}$ are assumed to be constant. This can be extended to the realistic case of variable γ_N [106], and this extension is explained in Appendix C.⁶ We also assumed that $|\mathbf{B}_{\ell N_1}| = |\mathbf{B}_{\ell N_2}| (\equiv |\mathbf{B}_{\ell N}|)$ ($\ell = e, \mu, \tau$).

Furthermore, the expression (6), in addition to the aforementioned approximations (fixed γ_N and common $|\mathbf{B}_{\ell N}|$'s), is obtained in an approximation of combining the overlap (resonant) and oscillation effects, which is valid when Y is significantly larger than one, e.g. $Y \gtrsim 5$. This is explained in more detail in Appendix D, where several steps of derivation of the expression (6) are given.

In general, $\Gamma_N = (\Gamma_{N_1} + \Gamma_{N_2})/2$ where Γ_{N_j} is the total decay width of HN \mathbf{N}_j ($j = 1; 2$). However, due to our mentioned assumption of $|\mathbf{B}_{\ell N_1}| = |\mathbf{B}_{\ell N_2}| (\equiv |\mathbf{B}_{\ell N}|)$, we have $\Gamma_{N_1} = \Gamma_{N_2} = \Gamma_N$. This is so because the total decay width of the heavy neutrino \mathbf{N}_j is [97, 98]

$$\Gamma_{N_j} \approx \mathcal{K}_j^{\text{Ma}} \frac{G_F^2 M_{N_j}^5}{96 \cdot 3}; \quad \mathcal{K}_i^{\text{Ma}} = \mathcal{N}_{e_j}^{\text{Ma}} |\mathbf{B}_{e N_j}|^2 + \mathcal{N}_{\mu_j}^{\text{Ma}} |\mathbf{B}_{\mu N_j}|^2 + \mathcal{N}_{\tau_j}^{\text{Ma}} |\mathbf{B}_{\tau N_j}|^2; \quad (10)$$

where $\mathcal{N}_{\ell_j}^{\text{Ma}}$ are the effective mixing coefficients whose range is ~ 1 -10 and account for all possible HN decay channels. The \mathcal{N}_j coefficients are presented in Fig. 2.

³ L is thus limited by the (effective) length L_{det} of the detector, $L \leq L_{\text{det}}$.

⁴ For example, if $\ell_1 = \ell_2 = \mu$, then $\theta_{LV} \equiv \theta_{21} = 2(\phi_{\mu 2} - \phi_{\mu 1}) = 2[\arg(B_{\mu N_2}) - \arg(B_{\mu N_1})]$.

⁵ The numerical values of $\eta(Y)$ and $\delta(Y)$ were obtained in [98, 100], and the explicit expression for $\eta(Y)$ was obtained in [97]. Based on the mentioned numerical values of $\delta(Y)$, we observe that they can be reproduced with high precision by the explicit expression for $\delta(Y)$ given here.

⁶ We denote in the Appendices A-C the lab frame as Σ'' , and hence the Lorentz kinematical parameters are denoted as β_N'' and γ_N'' , cf. Eq. (C3).

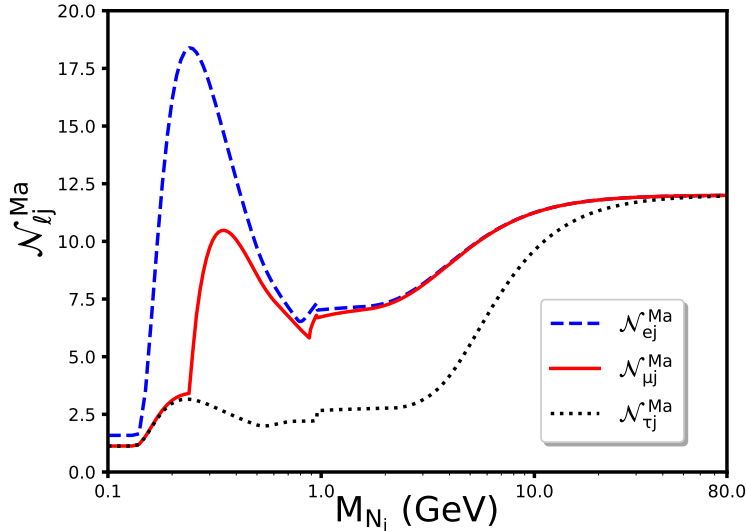


FIG. 2. Effective mixing coefficients $\mathcal{N}_{\ell j}^{\text{Ma}}$ for Majorana neutrinos.

From now on, as mentioned earlier we will consider only the case $\theta_1 = \theta_2 = \pi$. We notice that $|\mathbf{B}_{\mu N_j}|^2 \approx |\mathbf{B}_{\tau N_j}|^2 \lesssim 10^{-5}$ and $|\mathbf{B}_{e N_j}|^2 < 10^{-7}$, so that the $\mathcal{K}_j^{\text{Ma}}$ can receive significant contribution only from μ and τ decay channels (and we note that $\mathcal{N}_{\mu j}^{\text{Ma}} + \mathcal{N}_{\tau j}^{\text{Ma}} \approx 10$). We note that the mixings $\mathbf{B}_{\mu N_1}$ and $\mathbf{B}_{\mu N_2}$ can be, in principle, significantly different for the two HNs, and therefore, the two mixing factors $\mathcal{K}_j^{\text{Ma}}$ ($j = 1; 2$) may differ significantly from each other. However, as mentioned earlier, in this work we will assume that $|\mathbf{B}_{\ell N_1}| = |\mathbf{B}_{\ell N_2}|$ ($\equiv |\mathbf{B}_{\ell N}|$). We will take $\mathcal{K}_1^{\text{Ma}} \approx \mathcal{K}_2^{\text{Ma}} = 10 |\mathbf{B}_{\mu N}|^2$ and the HN total decay width then reads

$$\Gamma_N(M_N) = 10 |\mathbf{B}_{\mu N}|^2 \frac{G_F^2 M_N^5}{96 \cdot 3} : \quad (11)$$

We note also that the HN masses are almost equal, i.e. $M_{N_j} \simeq M_N$.

The usual measure of the relative CP violation effect is given by the CP asymmetry ratio

$$A_{\text{CP}} = \frac{\Gamma_{\text{eff}}(\mathbf{B}^+ \rightarrow \mathbf{D}^0 + + -) - \Gamma_{\text{eff}}(\mathbf{B}^- \rightarrow \mathbf{D}^0 - - +)}{\Gamma_{\text{eff}}(\mathbf{B}^+ \rightarrow \mathbf{D}^0 + + -) + \Gamma_{\text{eff}}(\mathbf{B}^- \rightarrow \mathbf{D}^0 - - +)} \quad (12)$$

III. RESULTS

In this Section we show the numerical results for the effective branching ratio $\text{Br}_{\text{eff}}(\mathbf{B}^\pm) = \Gamma_{\text{eff}}(\mathbf{B}^\pm \rightarrow \mathbf{D}^0 \pm \pm \mp) / \Gamma(\mathbf{B} \rightarrow \text{all})$ and the CP asymmetry ratio A_{CP} in (12) for different values of the Y parameter and the maximal displaced vertex length L , which can be interpreted as the (effective) detector length ($L \leq L_{\text{det}}$). The calculations were performed by numerical integration with the VEGAS algorithm [109] in each step of L and Y . All integrations were performed using $M_N = 2$ GeV and heavy-light mixings $|\mathbf{B}_{\mu N}|^2 = |\mathbf{B}_{\tau N}|^2 = 10^{-5}$. The selected mixing values are consistent with the present experimental constraints given in Ref. [47] and references therein. Moreover, two different values (scenarios) were chosen for the CP-violating phase: $\theta_{LV} = \pi/2; \pi/4$.

The kinematical Lorentz factor γ_N and β_N in Eq. (6) in reality are not fixed, but vary and are obtained as explained in Appendix C, where the general expression Γ_{eff} for the case of only one HN N is given in Eq. (C4). In the case of two (almost degenerate) HNs N_j ($j = 1; 2$) the expression (C4) gets extended by the overlap (resonant) and oscillation

terms as those appearing in Eq.(6), leading to our main formula

$$\begin{aligned}
\Gamma_{\text{eff}}(\mathbf{B}^{\pm} \rightarrow \mathbf{D}^0, \frac{\pm}{1}, \frac{\pm}{2} \mp) &= 2|B_{\ell_1 N}|^2 |B_{\ell_2 N}|^2 \frac{\bar{\Gamma}(\mathbf{N} \rightarrow \prime_2)}{\Gamma_N} \int dq^2 \int d\Omega_{\hat{q}'} \int d\Omega_{\hat{p}_1} \frac{d\bar{\Gamma}(\mathbf{B} \rightarrow \mathbf{D}'_1 \mathbf{N})}{dq^2 d\Omega_{\hat{q}'} d\Omega_{\hat{p}_1}} \\
&\times \left[\left\{ 1 - \exp\left(-L\Gamma_N = \sqrt{(E_N''(q^2; \hat{q}'; \hat{p}_1) = M_N)^2 - 1}\right) \right\} \left[1 + (Y) \cos(\theta_{LV}) \mp \frac{(Y)}{Y} \sin(\theta_{LV}) \right] \right. \\
&+ \frac{1}{(1+Y^2)} \left\{ \exp\left(-L\Gamma_N = \sqrt{(E_N''(q^2; \hat{q}'; \hat{p}_1) = M_N)^2 - 1}\right) \left[Y \sin\left(\frac{2L}{L_{\text{osc}}} \pm \theta_{LV}\right) - \cos\left(\frac{2L}{L_{\text{osc}}} \pm \theta_{LV}\right) \right] \right. \\
&\left. \left. + \left(\cos(\theta_{LV}) \mp Y \sin(\theta_{LV}) \right) \right\} \right] : \tag{13}
\end{aligned}$$

Figures 3 and 4 show the effective branching ratio $\text{Br}_{\text{eff}} = \Gamma_{\text{eff}}/\Gamma_B$ ($\Gamma_B = 4.017 \times 10^{-13}$ GeV), as a function of the maximal displaced vertex length (effective detector length) L , at fixed $Y = 5$ and $Y = 10$ parameter, respectively.

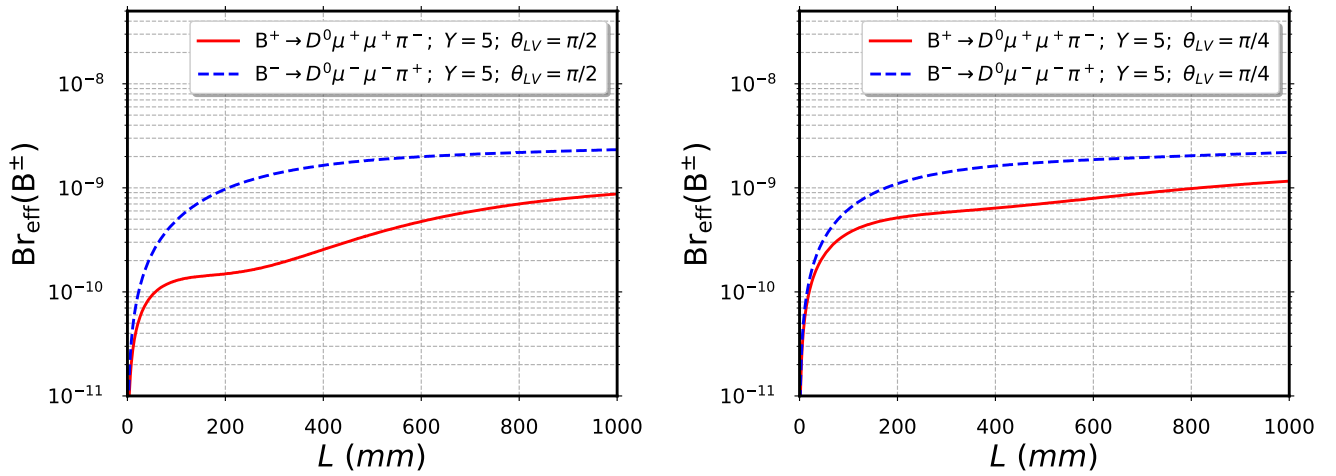


FIG. 3. Effective branching ratio as a function of the maximal displaced vertex length (L) for $M_N = 2.0$ GeV, $Y = 5$, and $|B_{\mu N}|^2 = |B_{\tau N}|^2 = 10^{-5}$. Left Panel: $\theta_{LV} = \pi/2$. Right panel: $\theta_{LV} = \pi/4$.

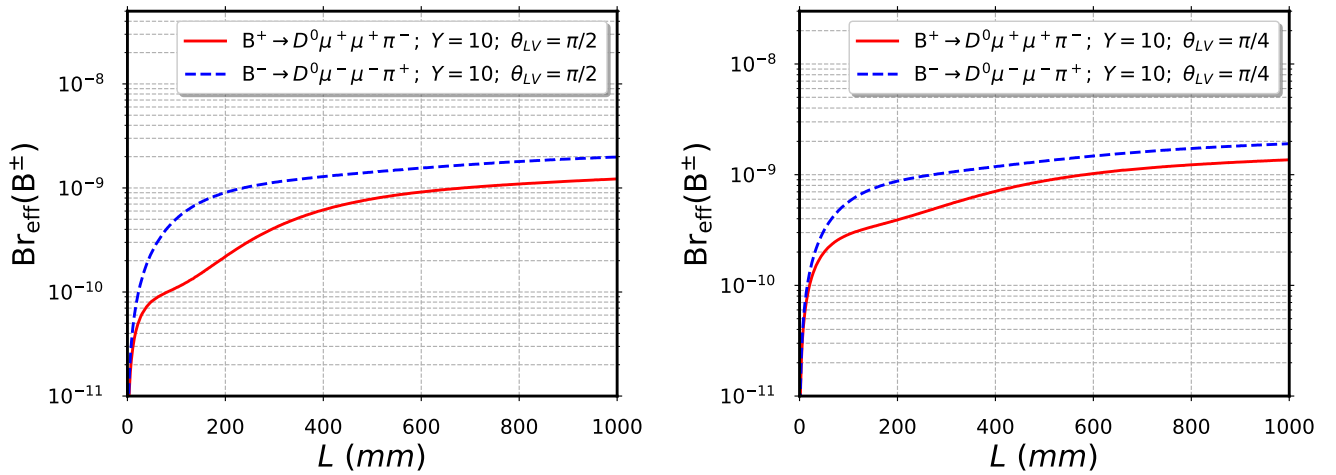


FIG. 4. Effective branching ratio as a function of the maximal displaced vertex length (L) for $M_N = 2.0$ GeV, $Y = 10$ and $|B_{\mu N}|^2 = |B_{\tau N}|^2 = 10^{-5}$. Left Panel: $\theta_{LV} = \pi/2$. Right panel: $\theta_{LV} = \pi/4$.

Figures 5 and 6 show the effective branching ratio as a function of Y for different fixed maximal displaced vertex lengths (effective detector lengths) $L = 300$ mm and $L = 1000$ mm, respectively.

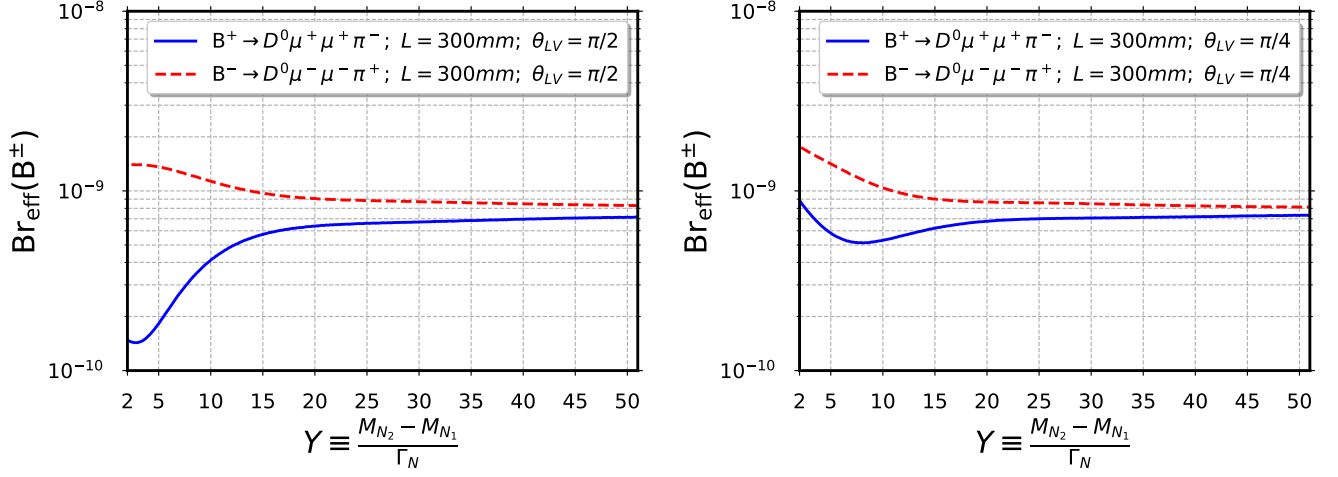


FIG. 5. Effective branching ratio as a function of Y for $M_N = 2.0$ GeV, $L = 300$ mm and $|B_{\mu N}|^2 = |B_{\tau N}|^2 = 10^{-5}$. Left Panel: $\theta_{LV} = \pi/2$. Right panel: $\theta_{LV} = \pi/4$.

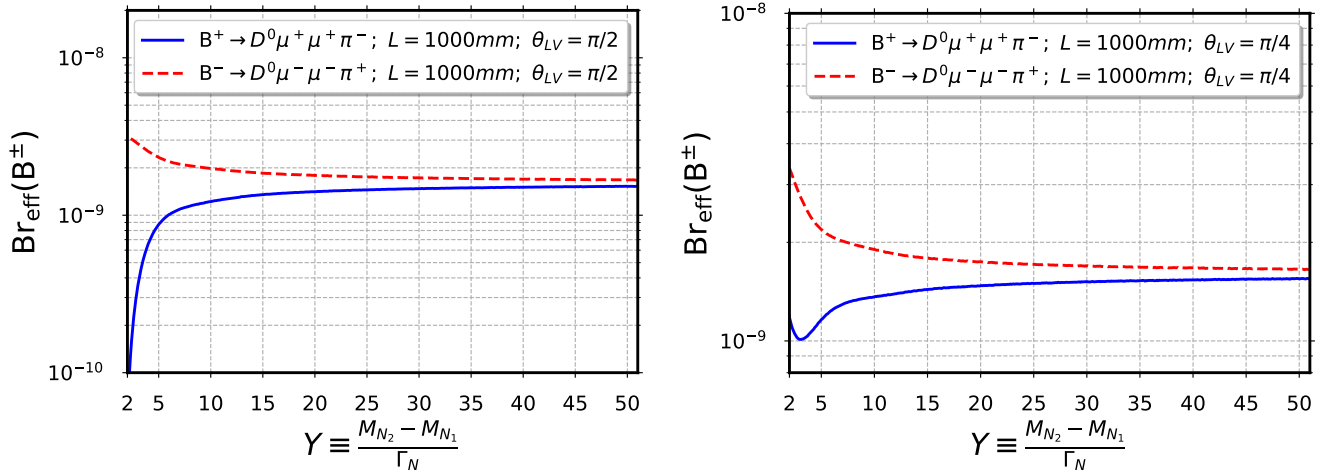


FIG. 6. Effective branching ratio as a function of Y for $M_N = 2.0$ GeV, $L = 1000$ mm and $|B_{\mu N}|^2 = |B_{\tau N}|^2 = 10^{-5}$. Left Panel: $\theta_{LV} = \pi/2$. Right panel: $\theta_{LV} = \pi/4$.

Figure 7 shows the CP asymmetry (A_{CP}) as a function of the maximal displaced vertex length L for three different values Y . Figure 8 shows the CP asymmetry as a function of Y for three different values of length L .

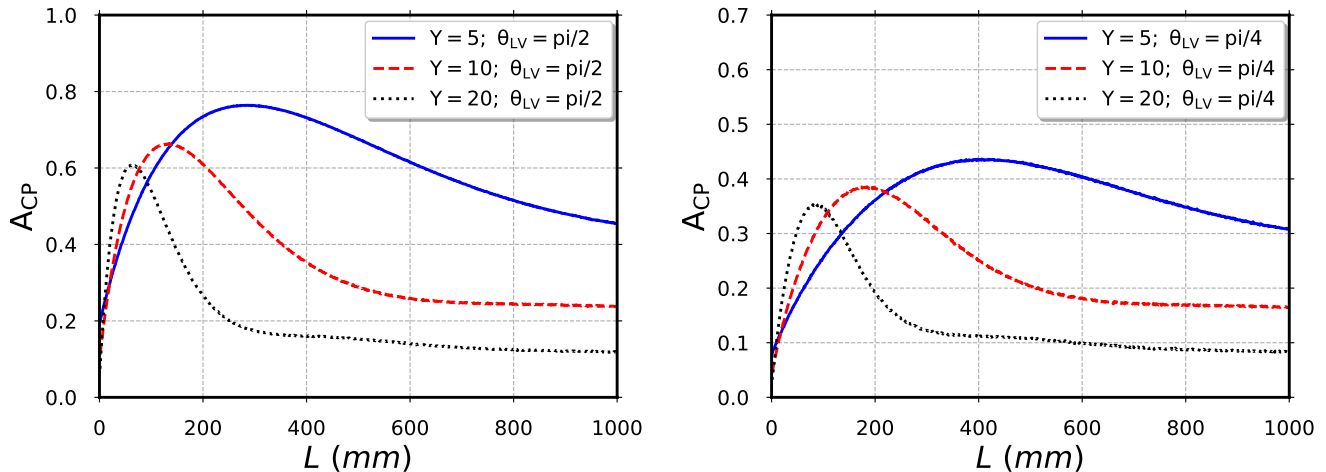


FIG. 7. CP asymmetry as a function of the maximal displaced vertex length (L) for $M_N = 2.0$ GeV and $|B_{\mu N}|^2 = |B_{\tau N}|^2 = 10^{-5}$. Left Panel: $\theta_{LV} = \pi/2$. Right panel: $\theta_{LV} = \pi/4$.

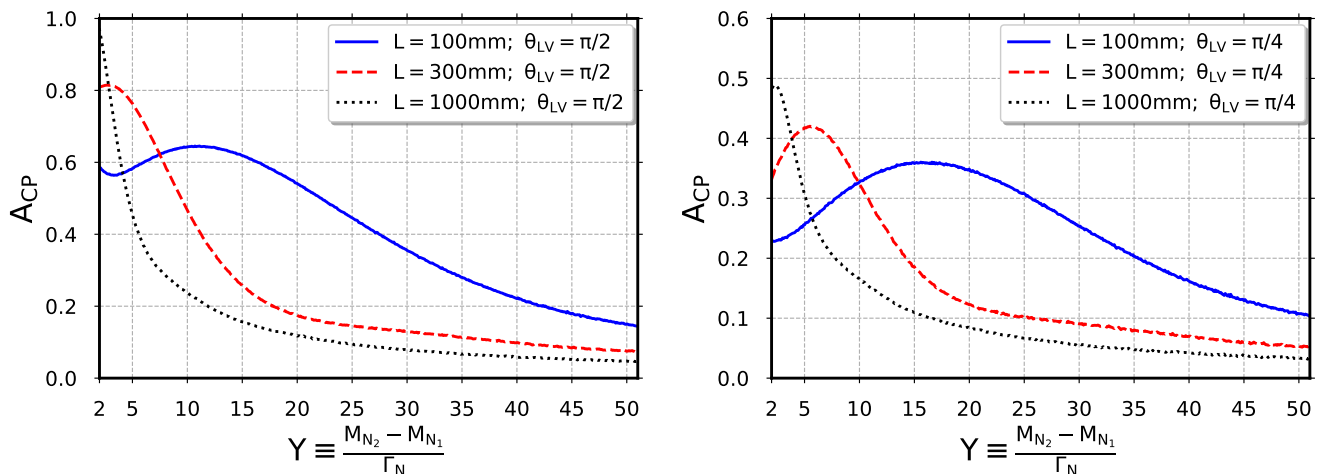


FIG. 8. CP asymmetry as a function of Y for $M_N = 2.0$ GeV and $|B_{\mu N}|^2 = |B_{\tau N}|^2 = 10^{-5}$. Left Panel: $\theta_{LV} = \pi/2$. Right panel: $\theta_{LV} = \pi/4$.

IV. DISCUSSION OF THE RESULTS AND SUMMARY

In this work we have studied the CP-violating effects in the rare B meson decays mediated by two on-shell HNs. Unlike previous works, our calculations include both overlap (resonant) and oscillating effects. The variation of the values of the parameter $Y \equiv \Delta M_N = \Gamma_N$ shows that there exists a mass-difference regime in which the CP-violating effects can be noticeable. Our formulas are approximations which are good if Y is not too small ($Y \gtrsim 5$), because we do not know (and do not include) the terms which are simultaneously overlap and oscillation effects. On the other hand, if $Y < 1$, i.e., the mass difference ΔM_N is smaller than the decay width Γ_N , the CP-violating effects are expected to be highly suppressed and $A_{CP} \rightarrow 0$ as $Y \rightarrow 0$. We set the maximum value of the displaced vertex length (effective detector length) L to $L = 1000$ mm in order to obtain a realistic prediction of the number of events that can take place at Belle II experiment.

From figure 3 we can see that the biggest difference from B^+ and B^- effective branching ratios occurs between the 200 and 400 mm. Furthermore, the channel difference changes with the CP violating phase θ_{LV} , where the biggest CP violation appears at $\theta_{LV} = 2$ and the smallest occurs at $\theta_{LV} = 4$. For values of $\theta_{LV} = 0$, there will be no difference between the channels. If the parameter Y increases from 5 to 10 (Figure 4) one can notice that now the biggest CP

violation moves to the left and occurs between 50 and 200 mm, while the maximum occurs at $\theta_{LV} = \pi/2$.

The effect produced by the parameter Y can be read from figures 5 and 6. Values of $Y > 15$ shows little difference between the channels, this is well expected as for larger Y the resonant and oscillating regimes will disappear when $\Delta M \propto Y \gg 1$. The maximum CP violation is strongly dependent on the length L , as seen from $L = 300$ mm in figure 5 and $L = 1000$ mm in figure 6.

Figure 7 shows the asymmetry as a function of the length L . Although, the biggest value of the CP asymmetry appears for small values of the length ($L \sim 50 - 300$ mm), the branching ratios increase as $L \rightarrow 1000$ mm. Thus, biggest values of CP asymmetry are not enough to detect events. Therefore, the branching ratios must also be taken into account in order to have a signal in the detector. Figure 8 shows the asymmetry as a function of Y . The biggest values of CP asymmetry appear for $Y = 1 - 20$, and will disappear for $Y > 50$.

Moreover, table I presents the expected number of events $N_e(B^\pm) = N_B \times \text{Br}_{\text{eff}}(B^\pm)$, considering that the number of B meson expected at Belle II is $N_B = 5 \times 10^{10}$.

L [mm]	Y	θ_{LV}	$\approx N_e(B^- \rightarrow D^0 \mu^- \mu^- \pi^+)$	$\approx N_e(B^+ \rightarrow D^0 \mu^+ \mu^+ \pi^-)$	$\Delta N_e \equiv N_e(B^-) - N_e(B^+)$
300	5	$\pi/2$	68	9	59
300	10	$\pi/2$	57	21	36
300	5	$\pi/4$	71	22	49
300	10	$\pi/4$	52	27	25
1000	5	$\pi/2$	116	44	72
1000	10	$\pi/2$	99	61	38
1000	5	$\pi/4$	110	58	52
1000	10	$\pi/4$	95	68	27

TABLE I. Expected events at Belle II experiment. Here $|B_{\mu N}|^2 = |B_{\tau N}|^2 = 10^{-5}$ and $M_N = 2 \text{ GeV}$.

In summary, in this work we studied the B-mesons decays $B^\pm \rightarrow D^0 \frac{\mu^\pm}{\tau^\pm} \frac{\mu^\pm}{\tau^\pm} \pi^\mp$ at Belle II, considering a 1000 mm effective detector length. We focused in a scenario with two almost-degenerate heavy neutrinos with masses around $M_N \sim 2 \text{ GeV}$. The effective branching ratios were calculated by considering that the heavy neutrino total decay width is equal for both, as a consequence of the assumption that the heavy-light mixing coefficients satisfy $|B_{\ell N_1}| = |B_{\ell N_2}|$ ($\equiv |B_{\ell N}|^2$) for $\ell = e, \mu, \tau$. Further, we considered $|B_{\mu N}|^2 \sim |B_{\tau N}|^2 \sim 10^{-5} \gg |B_{e N}|^2$. The calculations were performed in a scenario that contains both the overlap (resonant) and oscillating CP-violating sources. We observed that the biggest difference of detectable events occurs for $Y = 5$ and $\theta_{LV} = \pi/2$ (Table I).

We established that for certain presently allowed regime of values of $|B_{\mu N}|^2$, Y ($\equiv \Delta M_N = \Gamma_N$) and θ_{LV} , and with $M_N \approx 2 \text{ GeV}$, the aforementioned effects can be observed at Belle II.

V. ACKNOWLEDGMENTS

This work was supported in part by FONDECYT (Chile) Grants No. 1180344 (G.C.) and No. 3180032 (J.Z.S.). The work of C.S.K. was supported by the National Research Foundation of Korea (NRF) grant funded by Korea government of the Ministry of Education, Science and Technology (MEST) (No. 2018R1A4A1025334).

Appendix A: Decay width $\Gamma(B \rightarrow D\ell_1 N)$

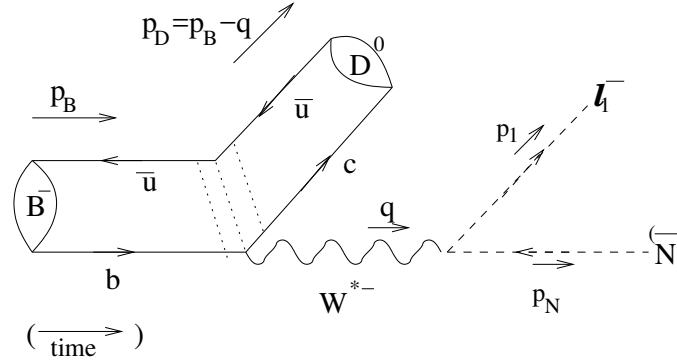


FIG. 9. Schematical representation of the decay $B^- \rightarrow D^0 \ell_1^- \bar{N}$ [105].

The differential decay width of the process $B \rightarrow D' \ell_1 N$ (see Fig. 9) was obtained in Ref. [106] and has the following form:⁷

$$\frac{d\Gamma(B \rightarrow D' \ell_1 N)}{dq^2 d\Omega_{\hat{q}'} d\Omega_{\hat{p}_1}} = |\mathcal{B}_{\ell_1 N}|^2 \frac{d\bar{\Gamma}(B \rightarrow D' \ell_1 N)}{dq^2 d\Omega_{\hat{q}'} d\Omega_{\hat{p}_1}} \quad (\text{A1a})$$

$$= \frac{|\mathcal{B}_{\ell_1 N}|^2 |V_{cb}|^2 G_F^2}{M_B (4\pi)^5} |\tilde{\mathcal{T}}|^2 \left(1; \frac{M_D^2}{M_B^2}; \frac{q^2}{M_B^2}\right)^{1/2} \left(1; \frac{M_1^2}{q^2}; \frac{M_N^2}{q^2}\right); \quad (\text{A1b})$$

Here, q^2 is the squared four-momentum of the W^* boson, \hat{q}' is the unitary direction vector of \mathbf{q}' in the B -rest frame Σ' , \hat{p}_1 is the unitary direction of \mathbf{p}_1 of ℓ_1 in the W^* -rest ($\ell_1 N$ -rest) frame Σ . The expression $|\tilde{\mathcal{T}}|^2$ stands for the squared decay amplitude and is given by

$$\begin{aligned} |\tilde{\mathcal{T}}|^2 &= \frac{1}{q^2} F_1(q^2) (F_0(q^2) - F_1(q^2)) (M_B^2 - M_D^2) \\ &\quad \left[M_1^2 (-4(\cos \theta_1 |\mathbf{p}_D| |\mathbf{p}_N| + p_D^0 p_1^0) + 2M_B^2 - 2M_D^2 + 2M_N^2 - q^2) \right. \\ &\quad \left. + M_N^2 (4(\cos \theta_1 |\mathbf{p}_D| |\mathbf{p}_N| + p_D^0 p_1^0) - M_N^2 + q^2) - M_1^4 \right] \\ &\quad - \frac{1}{2} F_1(q^2)^2 \left[M_1^2 (8(\cos \theta_1 |\mathbf{p}_D| |\mathbf{p}_N| + p_D^0 p_1^0) - 4M_B^2 - 2M_N^2 + 3q^2) \right. \\ &\quad - 8M_B^2 (\cos \theta_1 |\mathbf{p}_D| |\mathbf{p}_N| + p_D^0 p_1^0) + M_D^2 (8(\cos \theta_1 |\mathbf{p}_D| |\mathbf{p}_N| + p_D^0 p_1^0) - 4M_N^2 + 4q^2) \\ &\quad - 8M_N^2 (\cos \theta_1 |\mathbf{p}_D| |\mathbf{p}_N| + p_D^0 p_1^0) + 8q^2 (\cos \theta_1 |\mathbf{p}_D| |\mathbf{p}_N| + p_D^0 p_1^0) \\ &\quad \left. + 16(\cos \theta_1 |\mathbf{p}_D| |\mathbf{p}_N| + p_D^0 p_1^0)^2 + M_1^4 + M_N^4 - M_N^2 q^2 \right] \\ &\quad + \frac{1}{2(q^2)^2} (F_0(q^2) - F_1(q^2))^2 (M_B^2 - M_D^2)^2 [-M_1^4 + M_1^2 (2M_N^2 + q^2) - M_N^4 + M_N^2 q^2]; \quad (\text{A3}) \end{aligned}$$

⁷ In Ref. [106] there is a typo in Eq. (11) for this differential decay width, the expression given there must be multiplied by 4. The correct formula was used in the calculations there, though, which reproduces the decay width $\Gamma(B \rightarrow D\ell_1 N)$ calculated earlier in Ref. [105].

where

$$|\mathbf{p}_N| = |\mathbf{p}_1| = \frac{1}{2} \sqrt{q^2}^{-1/2} \left(1; \frac{M_1^2}{q^2}; \frac{M_N^2}{q^2} \right); \quad (\text{A4a})$$

$$|\mathbf{p}_D| = \frac{M_B^2}{2\sqrt{q^2}}^{-1/2} \left(1; \frac{M_D^2}{M_B^2}; \frac{q^2}{M_B^2} \right) = \frac{M_B |q'|}{\sqrt{q^2}}; \quad (\text{A4b})$$

$$p_1^0 = \frac{1}{2\sqrt{q^2}} (q^2 - M_N^2 + M_1^2); \quad (\text{A4c})$$

$$p_D^0 = \frac{1}{2\sqrt{q^2}} (M_B^2 - M_D^2 - q^2); \quad (\text{A4d})$$

The expression (A3) is defined in terms of two form factors, F_1 and F_0 . The form factor $F_1(q^2)$ is presented in [110] and is expressed in terms of $w(q^2)$ and $z(w)$

$$w(q^2) = \frac{(M_B^2 + M_D^2 - q^2)}{2M_B M_D}; \quad (\text{A5a})$$

$$z(w) = \frac{\sqrt{w+1} - \sqrt{2}}{\sqrt{w+1} + \sqrt{2}}; \quad (\text{A5b})$$

Therefore, from Ref. [110], $F_1(q^2)$ can be expressed as

$$F_1(q^2) = F_1(w=1) (1 - 8^{-2} z(w) + (51^{-2} - 10) z(w)^2 - (252^{-2} - 84) z(w)^3); \quad (\text{A6})$$

In the last equation the free parameters $^{-2}$ and $F_1(w=1)$ have been determined by the Belle Collaboration [111]

$$^{-2} = 1.09 \pm 0.05; \quad (\text{A7a})$$

$$|V_{cb}| F_1(w=1) = (48:14 \pm 1:56) \times 10^{-3}; \quad (\text{A7b})$$

The form factor $F_0(q^2)$ is given as [110]⁸

$$F_0(q^2) = \frac{(M_B + M_D)}{2\sqrt{M_B M_D}} \left[1 - \frac{q^2}{(M_B + M_D)^2} \right] f_0(w(q^2)); \quad (\text{A8a})$$

$$f_0(w) \approx f_0(w=1) [1 - \frac{2}{0}(w-1) + (0:72 \frac{2}{0} - 0:09)(w-1)^2]; \quad (\text{A8b})$$

where $f_0(w=1) \approx 1:02$ and $\frac{2}{0} \approx 1:102$.

The decay width for $B \rightarrow D'_1 N$ decays is

$$\Gamma(B \rightarrow D'_1 N) = |B_{\ell_1 N}|^2 \int dq^2 \int d\Omega_{q'} \int d\Omega_{\hat{p}_1} \frac{d\bar{\Gamma}(B \rightarrow D'_1 N)}{dq^2 d\Omega_{q'} d\Omega_{\hat{p}_1}}; \quad (\text{A9})$$

For the effective decay width, which takes into account only those decays in which the exchanged on-shell N decays within the detector, we refer to Appendix C.

Appendix B: Decay width for $N \rightarrow \ell^\pm \pi^\mp$

The decay width $\Gamma(N \rightarrow \ell^\pm \pi^\mp)$ (see Fig. 10) is proportional to the heavy-light mixing factor $|U_{\ell_2 N}|^2$

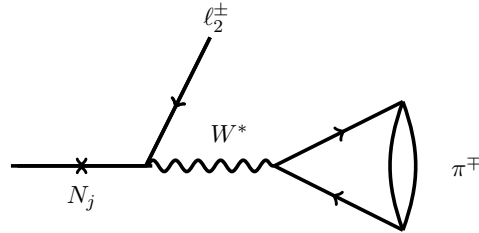


FIG. 10. Feynmann diagram for the decay process $N \rightarrow \ell^\pm \pi^\mp$.

⁸ In Ref. [105], $f_0(w)$ was transcribed there in Eq. (11b) with a typo $[+\rho_0^2(w-1)$ instead of $-\rho_0^2(w-1)]$, but the correct expression (A8b) was used in the calculations there.

$$\Gamma(\mathbf{N} \rightarrow '^\pm \mp) = |\mathbf{B}_{\ell_2 N}|^2 \bar{\Gamma}(\mathbf{N} \rightarrow '^\pm \mp) : \quad (\text{B1})$$

Here, the canonical decay width $\bar{\Gamma}$ is

$$\bar{\Gamma}(\mathbf{N} \rightarrow '^\pm \mp) = \frac{1}{16} |V_{ud}|^2 G_F^2 f_\pi^2 M_N^3 {}^{1/2}(1; \mathbf{x}_\pi; \mathbf{x}_\ell) [1 - \mathbf{x}_\pi - 2\mathbf{x}_\ell - \mathbf{x}_\ell(\mathbf{x}_\pi - \mathbf{x}_\ell)] ; \quad (\text{B2})$$

where f_π ($\approx 0:1304$ GeV) is the decay constant of pion, and the other factors are

$$\mathbf{x}_\pi = \frac{M_\pi^2}{M_N^2} ; \quad \mathbf{x}_\ell = \frac{M_\ell^2}{M_N^2} ; \quad (\text{B3})$$

These results can be combined with the result (A9) to obtain the decay width for the decay $\mathbf{B}^\pm \rightarrow \mathbf{D}^{0, \pm} \mathbf{N} \rightarrow '^\pm, '^\pm_1 '^\pm_2 \mp$

$$\begin{aligned} \Gamma(\mathbf{B}^\pm \rightarrow \mathbf{D}^{0, \pm} \mathbf{N} \rightarrow '^\pm, '^\pm_1 '^\pm_2 \mp) &= \Gamma(\mathbf{B}^\pm \rightarrow \mathbf{D}^{0, \pm} \mathbf{N}) \frac{\Gamma(\mathbf{N} \rightarrow '^\pm_2 \mp)}{\Gamma_N} \\ &= |\mathbf{B}_{\ell_1 N}|^2 |\mathbf{B}_{\ell_2 N}|^2 \frac{\bar{\Gamma}(\mathbf{N} \rightarrow '^\pm_2 \mp)}{\Gamma_N} \int d\mathbf{q}^2 \int d\Omega_{\hat{q}'} \int d\Omega_{\hat{p}_1} \frac{d\bar{\Gamma}(\mathbf{B} \rightarrow \mathbf{D}'_1 \mathbf{N})}{dq^2 d\Omega_{\hat{q}'} d\Omega_{\hat{p}_1}} ; \end{aligned} \quad (\text{B4})$$

where the expressions (A1) and (A9) are used for the first factor, and (B1) and (B2) for the second factor of the integrand. For Γ_N we refer to Eq. (10).

Appendix C: Lorentz factors of on-shell N in laboratory frame

In this Appendix we follow the presentation given in Ref. [106]. The expression (B4) refers to the decay width for all the decays of the type $\mathbf{B}^\pm \rightarrow \mathbf{D}^{0, \pm} \mathbf{N} \rightarrow '^\pm, '^\pm_1 '^\pm_2 \mp$, including those where the on-shell N decays outside the detector. However, if we realistically consider that only those decays are detected in which the on-shell N decays within the detector (of length L), we need to multiply the integrand in Eq. (B4) with the probability P_N of decaying of the produced on-shell N within the length L .

$$P_N = 1 - \exp \left[-\frac{L}{\gamma_N \beta_N} \right] = 1 - \exp \left[-\frac{L \Gamma_N}{\beta_N} \right] \quad (\text{C1})$$

where $\gamma_N = 1/\beta_N$ is the lifetime of N in its rest frame. The velocity β_N and the Lorentz factor $\gamma_N = 1/\sqrt{1 - \beta_N^2}$ are those of the N neutrino in the lab frame Σ'' .⁹

At Belle II, the kinetic energy of the produced $\Upsilon(4S)$ is 0:421 GeV, and this implies that its Lorentz factor in the lab frame Σ'' is $\gamma_\Upsilon = 1:0398$ and $\beta_\Upsilon = 0:274$. When $\Upsilon(4S)$ produces a pair of B mesons, the kinetic energy of B mesons in the Υ -rest frame is 0:010 GeV, which is negligible. Thus the velocity of the B mesons in the lab frame Σ'' is equal to the velocity of $\Upsilon(4S)$

$$\beta_B = 0:274; \quad \gamma_B = 1:0398: \quad (\text{C2})$$

Then, the factor $\beta_N \gamma_N$ appearing in the probability (C1) can be calculated by calculating the energy E_N'' of the N neutrino in the lab frame (see below)

$$\beta_N \gamma_N = \sqrt{(E_N''(\mathbf{q}^2; \hat{q}'; \hat{p}_1) = M_N)^2 - 1}; \quad (\text{C3})$$

and this leads to the effective decay width for the considered process

$$\begin{aligned} \Gamma_{\text{eff}}(\mathbf{B} \rightarrow \mathbf{D}'_1 \mathbf{N} \rightarrow \mathbf{D}'_1 '^\pm_2 \mp) &= |\mathbf{B}_{\ell_1 N}|^2 |\mathbf{B}_{\ell_2 N}|^2 \frac{\bar{\Gamma}(\mathbf{N} \rightarrow '^\pm_2 \mp)}{\Gamma_N} \int d\mathbf{q}^2 \int d\Omega_{\hat{q}'} \int d\Omega_{\hat{p}_1} \frac{d\bar{\Gamma}(\mathbf{B} \rightarrow \mathbf{D}'_1 \mathbf{N})}{dq^2 d\Omega_{\hat{q}'} d\Omega_{\hat{p}_1}} \\ &\times \left\{ 1 - \exp \left[-\frac{L \Gamma_N}{\sqrt{(E_N''(\mathbf{q}^2; \hat{q}'; \hat{p}_1) = M_N)^2 - 1}} \right] \right\}; \end{aligned} \quad (\text{C4})$$

⁹ We denote the W^* -rest frame ($\ell_1 N$ -rest frame) as Σ , the B -rest frame as Σ' , and the lab frame as Σ'' .

which is as the expression (B4) but with inclusion of the N decay probability within the effective detector length L .¹⁰ The energy E_N'' of the produced heavy neutrino N in the lab frame and is given by (cf. App. B of Ref. [106])

$$\begin{aligned} E_N''(q^2; q; \vartheta_1; \varphi_1) = & \frac{1}{2} \left(w(q^2) \left(E_N(q^2) - w(q^2) |\mathbf{p}_N(q^2)| \cos \vartheta_1 \right) \right. \\ & + \frac{1}{2} \left[w(q^2) \left(-|\mathbf{p}_N(q^2)| \cos \vartheta_1 + w(q^2) E_N(q^2) \right) \cos \varphi_1 \right. \\ & \left. \left. - |\mathbf{p}_N(q^2)| \sin \vartheta_1 \cos \vartheta_1 \sin \varphi_1 \right] \right) ; \end{aligned} \quad (\text{C5})$$

The factors, as a function of the squared invariant mass of W^{*-} , q^2 (see Fig. 9), are

$$E_N = \frac{1}{2\sqrt{q^2}} (q^2 + M_N^2 - M_1^2) ;$$

$$|\mathbf{p}_N| = |\mathbf{p}_1| = \frac{1}{2} \sqrt{q^2 - 4M_1^2} \left(1; \frac{M_1^2}{q^2}; \frac{M_N^2}{q^2} \right) ;$$

$$w(q^2) = \left(1 + \frac{|\mathbf{q}'|^2}{q^2} \right)^{1/2} ; \quad w(q^2) = \left(\frac{q^2}{|\mathbf{q}'|^2} + 1 \right)^{-1/2} ;$$

and

$$|\mathbf{q}'| = \frac{1}{2} M_B^{-1/2} \left(1; \frac{M_{D^*}^2}{M_B^2}; \frac{q^2}{M_B^2} \right) ;$$

where the angles ϑ_1 , φ_1 and ϑ_1 range as follow:

$$\begin{aligned} 0 &\leq \vartheta_1 \leq \pi ; \\ 0 &\leq \varphi_1 \leq 2\pi ; \\ 0 &\leq \vartheta_1 < 2\pi ; \end{aligned}$$

For a more detailed explanation of the aforementioned expressions we refer to Ref. [106].

Appendix D: Effective width of the LNV B decay channel with overlap and oscillation effects

Here we will explain how the expression (6) is obtained. We work in the case when the Lorentz factors in the lab frame γ_N and $\beta_N \equiv 1 = \sqrt{1 - \frac{2}{N}}$ are considered to be fixed.¹¹ In addition, we use the assumption made throughout this work that the heavy-light mixing elements satisfy $|\mathbf{B}_{\ell N_1}| = |\mathbf{B}_{\ell N_2}|$ ($\equiv |\mathbf{B}_{\ell N}|$), where $\ell = e, \mu, \tau$. When no oscillation is assumed [i.e., only the overlap (resonant) effects included], the effective decay width for the considered LNV decay channel is [98] [cf. also [101] Eq. (13) there]

$$\begin{aligned} \Gamma_{\text{eff}}(B^\pm \rightarrow D^{0, \pm, \pm} \mp)_{\text{res}} = & \Gamma(B^\pm \rightarrow D^{0, \pm} N) \frac{\Gamma(N \rightarrow \ell^\pm \mp)}{\Gamma_N} 2 |\mathbf{B}_{\ell_1 N}|^2 |\mathbf{B}_{\ell_2 N}|^2 \\ & \times [1 - \exp(-L \Gamma_N = (N - N))] \left[1 + \frac{Y}{Y} \cos(\vartheta_{LV}) \mp \frac{Y}{Y} \sin(\vartheta_{LV}) \right] ; \end{aligned} \quad (\text{D1})$$

¹⁰ The effective detector length here is considered to be independent of the position of the N -production vertex and independent of the direction in which the produced N travels.

¹¹ Note that $\beta_N \gamma_N$ is given in Eq. (C3), and should have, strictly speaking, double prime at each symbol because these are quantities in the lab (Σ'') frame. For simplicity, we denote them in this Appendix and in the rest of the text without double primes.

We recall that L here is the length of flight of the on-shell N_j in the detector before it decays (within the detector), and the parameter Y and the N_1 - N_2 overlap functions $\mathcal{O}(Y)$ and $\mathcal{O}(Y)$ are given in Eqs. (7) and (9). The differential decay rate $d\Gamma_{\text{eff}}=dL$ for this decay width is then

$$\left(\frac{d\Gamma_{\text{eff}}}{dL}\right)_{\text{res}} = \frac{1}{N N} \exp\left(-\frac{L\Gamma_N}{N N}\right) \Gamma(B^\pm \rightarrow D^{0,\pm} N) \Gamma(N \rightarrow \ell^\pm \bar{\nu}) 2|B_{\ell_1 N}|^2 |B_{\ell_2 N}|^2 \times \left[1 + \mathcal{O}(Y) \cos\left(\frac{L}{L_{\text{osc}}}\right) \mp \frac{\mathcal{O}(Y)}{Y} \sin\left(\frac{L}{L_{\text{osc}}}\right)\right]; \quad (\text{D2})$$

On the other hand, when $Y \gg 1$ and thus the overlap contributions $\sim \mathcal{O}(Y)$ and $\sim \mathcal{O}(Y)=Y$ can be neglected, we obtained in Ref. [101] the corresponding differential decay width with N_1 - N_2 oscillation effects included¹²

$$\left(\frac{d\Gamma_{\text{eff}}}{dL}\right)_{\text{osc}} = \frac{1}{N N} \exp\left(-\frac{L\Gamma_N}{N N}\right) \Gamma(B^\pm \rightarrow D^{0,\pm} N) \Gamma(N \rightarrow \ell^\pm \bar{\nu}) 2|B_{\ell_1 N}|^2 |B_{\ell_2 N}|^2 \times \left[1 + \cos\left(2 \frac{L}{L_{\text{osc}}} \pm \frac{L}{L_{\text{osc}}}\right)\right]; \quad (\text{D3})$$

where L_{osc} is the HN oscillation length

$$L_{\text{osc}} = \frac{2}{\Delta M_N} \frac{N N}{N N} \Rightarrow 2 \frac{L}{L_{\text{osc}}} = Y \frac{\Gamma_N}{N N}; \quad (\text{D4})$$

If we now combine the overlap (resonant) contributions contained in the expression (D2) with the oscillation contributions contained in the expression (D3), we obtain

$$\left(\frac{d\Gamma_{\text{eff}}}{dL}\right) = \frac{1}{N N} \exp\left(-\frac{L\Gamma_N}{N N}\right) \Gamma(B^\pm \rightarrow D^{0,\pm} N) \Gamma(N \rightarrow \ell^\pm \bar{\nu}) 2|B_{\ell_1 N}|^2 |B_{\ell_2 N}|^2 \times \left\{1 + \left[\mathcal{O}(Y) \cos\left(\frac{L}{L_{\text{osc}}}\right) \mp \frac{\mathcal{O}(Y)}{Y} \sin\left(\frac{L}{L_{\text{osc}}}\right)\right] + \cos\left(2 \frac{L}{L_{\text{osc}}} \pm \frac{L}{L_{\text{osc}}}\right)\right\}; \quad (\text{D5})$$

The expression (D3) was obtained in Ref. [101] from the expression (D2) under the assumption that the overlap contributions ($\sim \mathcal{O}(Y)$; $\mathcal{O}(Y)=Y$) there were negligible, i.e., that $Y \gg 1$. Combination of these two expressions into the expression (D5) thus involves an approximation of neglecting oscillation terms which involve overlap effects, i.e., terms of the type $\sim (\mathcal{O}(Y)=Y) \cos(2 \frac{L}{L_{\text{osc}}} \pm \frac{L}{L_{\text{osc}}})$ or similar (we do not know these terms). This approximation is also reflected in the fact that the expression (D5) is negative for some flight lengths L , which should not happen. However, if Y is significantly larger than one (say, $Y \gtrsim 5$), these negative contributions are small in absolute value and appear only in very short intervals of L , and consequently the expression (D5) can be regarded as a reasonably good approximation containing simultaneously both the overlap (resonant) and oscillation contributions, especially when it is integrated over L .

Integration of the partial decay width (D5) from $L = 0$ to L then gives us the expression (6) in Sec. II.

-
- [1] Y. Fukuda *et al.* (Super-Kamiokande), Phys. Rev. Lett. **81**, 1562 (1998), arXiv:hep-ex/9807003.
 - [2] K. Eguchi *et al.* (KamLAND), Phys. Rev. Lett. **90**, 021802 (2003), arXiv:hep-ex/0212021 [hep-ex].
 - [3] B. Pontecorvo, Sov. Phys. JETP **7**, 172 (1958).
 - [4] Q. Ahmad *et al.* (SNO), Phys. Rev. Lett. **89**, 011301 (2002), arXiv:nucl-ex/0204008.
 - [5] P. Lipari, Phys. Rev. D **64**, 033002 (2001), arXiv:hep-ph/0102046.
 - [6] Z. Rahman, A. Dasgupta, and R. Adhikari, (2012), arXiv:1210.2603 [hep-ph].
 - [7] A. Dasgupta, Z. Rahman, and R. Adhikari, (2012), arXiv:1210.4801 [hep-ph].
 - [8] M. Gell-Mann, P. Ramond, and R. Slansky, Conf. Proc. C **790927**, 315 (1979), arXiv:1306.4669 [hep-th].
 - [9] O. Sawada and A. Sugamoto, eds., *Proceedings: Workshop on the Unified Theories and the Baryon Number in the Universe: Tsukuba, Japan, February 13-14, 1979* (Natl.Lab.High Energy Phys., Tsukuba, Japan, 1979).
 - [10] R. N. Mohapatra and G. Senjanović, Phys. Rev. Lett. **44**, 912 (1980).
 - [11] D. Wyler and L. Wolfenstein, Nucl.Phys. **B218**, 205 (1983).

¹² In [101] we wrote this expression in the approximation of small N_j -decay probability $P_N(L) \equiv [1 - \exp(-L\gamma_N/(\gamma_N\beta_N))]$, namely $P_N(L) \approx L\Gamma_N/(\gamma_N\beta_N)$. In Refs. [102, 103] and here we wrote this expression without this approximation, which gives us an additional factor $\exp(-L\gamma_N/(\gamma_N\beta_N))$ in $dP_N(L)/dL$ and in $(d\Gamma_{\text{eff}}/dL)_{\text{osc}}$.

- [12] E. Witten, Nucl.Phys. **B258**, 75 (1985).
- [13] R. Mohapatra and J. Valle, Phys.Rev. **D34**, 1642 (1986).
- [14] M. Malinsky, J. Romao, and J. Valle, Phys.Rev.Lett. **95**, 161801 (2005), arXiv:0506296 [hep-ph].
- [15] P. B. Dev and R. Mohapatra, Phys.Rev. **D81**, 013001 (2010), arXiv:0910.3924 [hep-ph].
- [16] P. Dev and A. Pilaftsis, Phys. Rev. D **86**, 113001 (2012), arXiv:1209.4051 [hep-ph].
- [17] C.-H. Lee, P. Bhupal Dev, and R. Mohapatra, Phys. Rev. D **88**, 093010 (2013), arXiv:1309.0774 [hep-ph].
- [18] W. Buchmüller, C. Greub, and P. Minkowski, Phys.Lett. **B267**, 395 (1991).
- [19] M. Kohda, H. Sugiyama, and K. Tsumura, Physics Letters B **718**, 143671440 (2013).
- [20] T. Asaka, S. Blanchet, and M. Shaposhnikov, Phys.Lett. **B631**, 151 (2005), arXiv:hep-ph/0503065 [hep-ph].
- [21] T. Asaka and M. Shaposhnikov, Phys.Lett. **B620**, 17 (2005), arXiv:hep-ph/0505013 [hep-ph].
- [22] F. del Aguila, J. Aguilar-Saavedra, J. de Blas, and M. Zralek, Acta Phys. Polon. B **38**, 3339 (2007), arXiv:0710.2923 [hep-ph].
- [23] X.-G. He, S. Oh, J. Tandean, and C.-C. Wen, Phys. Rev. D **80**, 073012 (2009), arXiv:0907.1607 [hep-ph].
- [24] J. Kersten and A. Y. Smirnov, Phys. Rev. D **76**, 073005 (2007), arXiv:0705.3221 [hep-ph].
- [25] A. Ibarra, E. Molinaro, and S. Petcov, JHEP **09**, 108 (2010), arXiv:1007.2378 [hep-ph].
- [26] M. Nemevšek, G. Senjanović, and Y. Zhang, JCAP **07**, 006 (2012), arXiv:1205.0844 [hep-ph].
- [27] G. Racah, Nuovo Cim. **14**, 322 (1937).
- [28] W. Furry, Phys. Rev. **56**, 1184 (1939).
- [29] H. Primakoff and S. Rosen, Rept. Prog. Phys. **22**, 121 (1959).
- [30] H. Primakoff and S. P. Rosen, Phys. Rev. **184**, 1925 (1969).
- [31] H. Primakoff and P. S. Rosen, Ann. Rev. Nucl. Part. Sci. **31**, 145 (1981).
- [32] J. Schechter and J. Valle, Phys. Rev. D **25**, 2951 (1982).
- [33] M. Doi, T. Kotani, and E. Takasugi, Prog. Theor. Phys. Suppl. **83**, 1 (1985).
- [34] S. R. Elliott and J. Engel, J. Phys. G **30**, R183 (2004), arXiv:hep-ph/0405078.
- [35] V. Rodin, A. Faessler, F. Šimkovic, and P. Vogel, Nucl. Phys. A **766**, 107 (2006), [Erratum: Nucl.Phys.A 793, 213–215 (2007)], arXiv:0706.4304 [nucl-th].
- [36] L. S. Littenberg and R. E. Shrock, Phys. Rev. Lett. **68**, 443 (1992).
- [37] L. S. Littenberg and R. Shrock, Phys. Lett. B **491**, 285 (2000), arXiv:hep-ph/0005285.
- [38] C. Dib, V. Gribov, S. Kovalenko, and I. Schmidt, Phys. Lett. B **493**, 82 (2000), arXiv:hep-ph/0006277.
- [39] A. Ali, A. Borisov, and N. Zamorin, Eur. Phys. J. C **21**, 123 (2001), arXiv:hep-ph/0104123.
- [40] M. A. Ivanov and S. G. Kovalenko, Phys. Rev. D **71**, 053004 (2005), arXiv:hep-ph/0412198.
- [41] A. de Gouvea and J. Jenkins, Phys. Rev. D **77**, 013008 (2008), arXiv:0708.1344 [hep-ph].
- [42] D. Delepine, G. López Castro, and N. Quintero, Physical Review D **84** (2011), 10.1103/physrevd.84.096011.
- [43] G. López Castro and N. Quintero, Physical Review D **87** (2013), 10.1103/physrevd.87.077901.
- [44] A. Abada, A. Teixeira, A. Vicente, and C. Weiland, JHEP **02**, 091 (2014), arXiv:1311.2830 [hep-ph].
- [45] Y. Wang, S.-S. Bao, Z.-H. Li, N. Zhu, and Z.-G. Si, Physics Letters B **736**, 428 (2014).
- [46] J. C. Helo, S. Kovalenko, and I. Schmidt, Nucl. Phys. B **853**, 80 (2011), arXiv:1005.1607 [hep-ph].
- [47] A. Atre, T. Han, S. Pascoli, and B. Zhang, JHEP **0905**, 030 (2009), arXiv:0901.3589 [hep-ph].
- [48] G. Cvetič, C. Dib, S. K. Kang, and C. S. Kim, Physical Review D **82** (2010), 10.1103/physrevd.82.053010.
- [49] G. Cvetič, C. Dib, and C. S. Kim, Journal of High Energy Physics **2012** (2012), 10.1007/jhep06(2012)149.
- [50] G. Cvetič, C. S. Kim, and Z.-S. Jilberto, Journal of Physics G: Nuclear and Particle Physics **41**, 075004 (2014).
- [51] G. Cvetič, C. Dib, C. Kim, and Z.-S. Jilberto, Symmetry **7**, 726 (2015).
- [52] D. Milanes, N. Quintero, and C. E. Vera, Phys. Rev. D **93**, 094026 (2016), arXiv:1604.03177 [hep-ph].
- [53] S. Mandal and N. Sinha, Physical Review D **94** (2016), 10.1103/physrevd.94.033001.
- [54] G. Moreno and J. Zamora-Saá, Phys. Rev. **D94**, 093005 (2016), arXiv:1606.08820 [hep-ph].
- [55] V. Gribov, S. Kovalenko, and I. Schmidt, Nuclear Physics B **607**, 355?368 (2001).
- [56] G. Cvetič, C. Dib, C. Kim, and J. Kim, Phys. Rev. D **66**, 034008 (2002), [Erratum: Phys.Rev.D 68, 059901 (2003)], arXiv:hep-ph/0202212.
- [57] J. C. Helo, S. Kovalenko, and I. Schmidt, Physical Review D **84** (2011), 10.1103/physrevd.84.053008.
- [58] J. Zamora-Saá, Journal of High Energy Physics **2017** (2017), 10.1007/jhep05(2017)110.
- [59] S. Tapia and J. Zamora-Saá, Nucl. Phys. B **952**, 114936 (2020), arXiv:1906.09470 [hep-ph].
- [60] W.-Y. Keung and G. Senjanović, Phys. Rev. Lett. **50**, 1427 (1983).
- [61] V. Tello, M. Nemevšek, F. Nesti, G. Senjanović, and F. Vissani, Physical Review Letters **106** (2011), 10.1103/physrevlett.106.151801.
- [62] M. Nemevšek, F. Nesti, G. Senjanović, and V. Tello, “Neutrinoless double beta decay: Low left-right symmetry scale?” (2011), arXiv:1112.3061 [hep-ph].
- [63] S. Kovalenko, Z. Lu, and I. Schmidt, Physical Review D **80** (2009), 10.1103/physrevd.80.073014.
- [64] C.-Y. Chen and P. S. B. Dev, Physical Review D **85** (2012), 10.1103/physrevd.85.093018.
- [65] C.-Y. Chen, P. S. B. Dev, and R. N. Mohapatra, Physical Review D **88** (2013), 10.1103/physrevd.88.033014.
- [66] P. B. Dev, A. Pilaftsis, and U.-k. Yang, Physical Review Letters **112** (2014), 10.1103/physrevlett.112.081801.
- [67] A. Das and N. Okada, Physical Review D **88** (2013), 10.1103/physrevd.88.113001.
- [68] A. Das, P. Bhupal Dev, and N. Okada, Phys. Lett. B **735**, 364 (2014), arXiv:1405.0177 [hep-ph].
- [69] D. Alva, T. Han, and R. Ruiz, Journal of High Energy Physics **2015** (2015), 10.1007/jhep02(2015)072.
- [70] A. Das and N. Okada, Physical Review D **93** (2016), 10.1103/physrevd.93.033003.

- [71] A. Das and N. Okada, *Physics Letters B* **774**, 32740 (2017).
- [72] C. Degrande, O. Mattelaer, R. Ruiz, and J. Turner, *Physical Review D* **94** (2016), 10.1103/physrevd.94.053002.
- [73] A. Das, P. Konar, and S. Majhi, *Journal of High Energy Physics* **2016** (2016), 10.1007/jhep06(2016)019.
- [74] A. Das, (2017), arXiv:1701.04946 [hep-ph].
- [75] W. Buchmüller and C. Greub, *Nucl. Phys. B* **363**, 345 (1991).
- [76] J. Helo, S. Kovalenko, and M. Hirsch, *Physical Review D* **89** (2014), 10.1103/physrevd.89.073005.
- [77] C. O. Dib and C. Kim, *Physical Review D* **92** (2015), 10.1103/physrevd.92.093009.
- [78] C. O. Dib, C. Kim, K. Wang, and J. Zhang, *Physical Review D* **94** (2016), 10.1103/physrevd.94.013005.
- [79] C. O. Dib, C. Kim, and K. Wang, *Physical Review D* **95** (2017), 10.1103/physrevd.95.115020.
- [80] C. O. Dib, C. S. Kim, and K. Wang, *Chinese Physics C* **41**, 103103 (2017).
- [81] A. Das, P. B. Dev, and C. Kim, *Physical Review D* **95** (2017), 10.1103/physrevd.95.115013.
- [82] A. Das, Y. Gao, and T. Kamon, *The European Physical Journal C* **79** (2019), 10.1140/epjc/s10052-019-6937-7.
- [83] G. 't Hooft, *Phys. Rev. Lett.* **37**, 8 (1976).
- [84] G. 't Hooft, *Phys. Rev. D* **14**, 3432 (1976), [Erratum: *Phys.Rev.D* 18, 2199 (1978)].
- [85] R. N. Mohapatra and G. Senjanović, *Phys. Rev. Lett.* **44**, 912 (1980).
- [86] P. Ade *et al.* (Planck), *Astron. Astrophys.* **594**, A13 (2016), arXiv:1502.01589 [astro-ph.CO].
- [87] A. D. Sakharov, *Phys. Usp.* **34**, 392 (1991).
- [88] M. Fukugita and T. Yanagida, *Phys. Lett. B* **174**, 45 (1986).
- [89] W. Buchmüller, R. Peccei, and T. Yanagida, *Ann. Rev. Nucl. Part. Sci.* **55**, 311 (2005), arXiv:hep-ph/0502169.
- [90] W. Buchmüller, P. Di Bari, and M. Plumacher, *Annals Phys.* **315**, 305 (2005), arXiv:hep-ph/0401240.
- [91] E. K. Akhmedov, V. Rubakov, and A. Smirnov, *Phys. Rev. Lett.* **81**, 1359 (1998), arXiv:hep-ph/9803255.
- [92] S. Davidson and A. Ibarra, *Phys. Lett. B* **535**, 25 (2002), arXiv:hep-ph/0202239.
- [93] A. Pilaftsis and T. E. Underwood, *Nucl. Phys. B* **692**, 303 (2004), arXiv:hep-ph/0309342.
- [94] E. J. Chun *et al.*, *Int. J. Mod. Phys. A* **33**, 1842005 (2018), arXiv:1711.02865 [hep-ph].
- [95] A. Pilaftsis, *Phys. Rev. D* **56**, 5431 (1997), arXiv:hep-ph/9707235 [hep-ph].
- [96] S. Bray, J. S. Lee, and A. Pilaftsis, *Nucl. Phys. B* **786**, 95 (2007), arXiv:hep-ph/0702294 [HEP-PH].
- [97] G. Cvetič, C. Dib, C. S. Kim, and J. Zamora-Saá, *Symmetry* **7**, 726 (2015), arXiv:1503.01358 [hep-ph].
- [98] G. Cvetič, C. Kim, and J. Zamora-Saá, *Phys.Rev.* **D89**, 093012 (2014), arXiv:1403.2555 [hep-ph].
- [99] C. O. Dib, M. Campos, and C. Kim, *JHEP* **1502**, 108 (2015), arXiv:1403.8009 [hep-ph].
- [100] G. Cvetič, C. Kim, and J. Zamora-Saá, *J.Phys.* **G41**, 075004 (2014), arXiv:1311.7554 [hep-ph].
- [101] G. Cvetič, C. S. Kim, R. Kögerler, and J. Zamora-Saá, *Phys. Rev. D* **92**, 013015 (2015), arXiv:1505.04749 [hep-ph].
- [102] G. Cvetič, A. Das, and J. Zamora-Saá, *J. Phys. G* **46**, 075002 (2019), arXiv:1805.00070 [hep-ph].
- [103] G. Cvetič, A. Das, S. Tapia, and J. Zamora-Saá, *J. Phys. G* **47**, 015001 (2020), arXiv:1905.03097 [hep-ph].
- [104] J. Zamora-Saá, *JHEP* **05**, 110 (2017), arXiv:1612.07656 [hep-ph].
- [105] G. Cvetič and C. Kim, *Phys. Rev. D* **94**, 053001 (2016), [Erratum: *Phys.Rev.D* 95, 039901 (2017)], arXiv:1606.04140 [hep-ph].
- [106] G. Cvetič and C. Kim, *Phys. Rev. D* **96**, 035025 (2017), arXiv:1705.09403 [hep-ph].
- [107] L. Duarte, J. Peressutti, I. Romero, and O. A. Sampayo, *Eur. Phys. J. C* **79**, 593 (2019), arXiv:1904.07175 [hep-ph].
- [108] L. Duarte, G. Zapata, and O. Sampayo, (2020), arXiv:2006.11216 [hep-ph].
- [109] G. P. Lepage, *J.Comput.Phys.* **27**, 192 (1978).
- [110] I. Caprini, L. Lellouch, and M. Neubert, *Nucl. Phys. B* **530**, 153 (1998), arXiv:hep-ph/9712417.
- [111] R. Glattauer *et al.* (Belle), *Phys. Rev. D* **93**, 032006 (2016), arXiv:1510.03657 [hep-ex].