

Geometric variational approach to the dynamics of porous media filled with incompressible fluid

Tagir Farkhutdinov* and François Gay-Balmaz† and Vakhtang Putkaradze‡

Abstract

We derive the equations of motion for the dynamics of a porous media filled with an incompressible fluid. We use a variational approach with a Lagrangian written as the sum of terms representing the kinetic and potential energy of the elastic matrix, and the kinetic energy of the fluid, coupled through the constraint of incompressibility. As an illustration of the method, the equations of motion for both the elastic matrix and the fluid are derived in the spatial (Eulerian) frame. Such an approach is of relevance *e.g.* for biological problems, such as sponges in water, where the elastic porous media is highly flexible and the motion of the fluid has a 'primary' role in the motion of the whole system. We then analyze the linearized equations of motion describing the propagation of waves through the media. In particular, we derive the propagation of *S*-waves and *P*-waves in an isotropic media. We also analyze the stability criteria for the wave equations and show that they are equivalent to the physicality conditions of the elastic matrix. Finally, we show that the celebrated Biot's equations for waves in porous media are obtained for certain values of parameters in our models.

Contents

1	Introduction	2
2	Equations of motion for porous media in spatial coordinates	4
2.1	Definition of variables	4
2.2	Lagrangian and variational principle in spatial variables	8
2.3	Equation of motion	10
2.4	Energy dissipation	13
3	Connection with the previously derived models of porous media	14
3.1	The case of a compressible porous media filled with compressible fluid	14
3.2	Compressible media with incompressible fluid	15
4	Linear stability analysis	17
4.1	Derivation of the linearized equations of motion	17
4.2	<i>S</i> -waves	22
4.3	<i>P</i> -waves	22

*Department of mathematical and statistical sciences, University of Alberta, Edmonton, AB, T6G 2G1 Canada / ATCO SpaceLab, 5302 Forand St SW, Calgary, AB, T3E 8B4, Canada, farkhutd@ualberta.ca
 †CNRS - LMD, Ecole Normale Supérieure, 24 Rue Lhomond, 75005 Paris, francois.gay-balmaz@lmd.ens.fr
 ‡Department of mathematical and statistical sciences, University of Alberta, Edmonton, AB, T6G 2G1 Canada / ATCO SpaceLab, 5302 Forand St SW, Calgary, AB, T3E 8B4, Canada, putkarad@ualberta.ca

5	Comparison with Biot's theory	25
6	Numerical investigation of phase and group velocities and attenuation	26
7	Conclusions	27

1 Introduction

The coupled dynamics of porous media filled with fluid, also known as *poromechanics*, has been the subject of an active research for many decades. The foundational works in the area were driven by applications to soil dynamics and geophysics, whereas in the latter years the applications also included biomedical fields. The earlier developments were associated with the works of K. von Terzaghi [1] and M. Biot [2, 3, 4] in the consolidation of porous media, and subsequent works by M. Biot which derived the time-dependent equations of motion for poromechanics, based on certain assumptions on the media, and considered the wave propagation in both low and high wavenumber regime [5, 6, 7, 8]. There has been substantial amount of new work in the field of porous media, see [9, 10, 11, 12, 13, 14] and subsequent mathematical analysis of the models [15, 16, 17]. We refer the reader interested in the history of the field to the review [18] for a more detailed exposition of the literature.

While Biot's equations, especially with respect to acoustic propagation in porous media, still remain highly influential today, subsequent investigations have revealed difficulties in the interpretation of various terms through the general principles of mechanics, such as material objectivity, frequency-dependent permeability and changes of porosity in the model, as well as the need to describe large deformations of the model [19]. The above-cited paper then proceeds in outlining a detailed derivation for the modern approach to saturated porous media equations which does not have the limitations of the Biot's model. We shall also mention here two recent papers [20, 21] where the equations for saturated porous media were further developed based on the general thermodynamics principles of mechanics.

By their very nature, variational methods involve fully nonlinear treatment of the inertial terms. The mainstream approach to the porous media has been to treat the dynamics as being friction-dominated by dropping the inertial terms from the equations. The equations we will derive here, without the viscous terms, will be of infinite-dimensional Hamiltonian type. On the other hand, the friction-dominated approach gives equations of motion that are of gradient flow type. The seminal book of Coussy [22] contains a lot of background information and analysis. For more recent work, we will refer the reader to, for example, the studies of multi-component porous media flow [23], as well as the gradient approach to the thermo-porovisco-elastic processes [24].

Fluid-filled elastic porous media, by its very nature, is a highly complex object involving both the individual dynamics of fluid and media, and a highly nontrivial interactions between them. The pores in the elastic matrix, and the fluid motion inside them, are micro-structured elements that contribute to the macro-structured dynamics. Thus, the porous media must include the interaction between the large scale dynamics and an accurate, and yet treatable, description of micro-structures. It has long been known in mechanics that variational principles are ideally suited to treat complex, multi-component systems. Variational methods proceed formally by describing the Lagrangian of the system on an appropriate configuration manifold, and proceeding with variations to obtain the equations of motion in a systematic way. The advantage of the variational methods is their consistency, as opposed to the theories based on balancing the conservation laws for a given point, or volume, of fluid. In a highly complex

system like poromechanics, especially when written in the non-inertial Lagrangian frame associated with the matrix, writing out all the forces and torques to obtain correct equations is very difficult. In contrast, the equations of motion, as well as the conservation laws, come out of variational methods automatically without the need to find all the forces and torques involved. Thus, porous media looks like an ideal application for applications of variational principles. Before we proceed further, however, we would like to give a verbatim quote of an inspiring sentence from the conclusion of [19]:

It seems to be also clear that it is a waste of effort to try to construct a true variational principle as the Biot model contains a nonequilibrium variable, the increment of fluid contents which rules out the existence of such a principle.

In spite of this difficulty, variational methods were actively applied to the field poromechanics. One of the earliest papers in the field was [25] where the kinetic energy of expansion was incorporated into the Lagrangian to obtain the equations of motion. In that work, several Lagrange multipliers were introduced to enforce the continuity equation for both solid and fluid. The works [26, 27] use variational principles for explanation of the Darcy-Forchheimer law. Furthermore, [28, 29] derive the equations of porous media using additional terms in the Lagrangian coming from the kinetic energy of the microscopic fluctuations. Of particular interest to us are the works on the Variational Macroscopic Theory of Porous Media (VMTPM) which was formulated in its present form in [30, 31, 32, 33, 34, 35, 36, 37, 38, 39], also summarized in a recent book [40]. In these works, the microscopic dynamics of capillary pores is modelled by a second grade material, where the internal energy of the fluid depends on both the deformation gradient of the elastic media, and the gradients of local fluid content. The study of a pre-stressed system using variational principles and subsequent study of propagation of sound waves was undertaken in [41].

One of the main assumptions of the VMTPM is the dependence of the internal energy of the fluid on the quantity measuring the micro-strain of the fluid, or, alternatively, the fluid content or local density of fluid, including, in some works, the gradients of that quantity. This assumption is physically relevant for compressible fluid, but, in our view, for an incompressible fluid (which, undoubtedly, is a mathematical abstraction), such dependence is difficult to interpret. For example, for geophysical applications, fluids are usually considered compressible because of the large pressures involved. In contrast, for biological applications like the dynamics of highly porous sponges in water, the compressibility effects can be neglected. For a truly incompressible fluid, it is difficult to assign a physical meaning to the dependence of internal energy of the fluid on the parameters of the porous media. We refer the reader to the classical Arnold's description of incompressible fluid [42] as geodesic motion on the group of volume-preserving diffeomorphism in the three-dimensional space, in the absence of external forces. In that theory the Lagrangian is simply the kinetic energy, as the potential energy of the fluid is absent, and the fluid pressure enters the equations from the incompressibility condition. The main result of the present paper is to extend this geometric description to the motion of the fluid-filled porous media, for the case when the fluid inside the pores is incompressible, and, neglecting all thermal effects, without considering the internal energy of fluid.

Before we delve into detailed derivations, it is useful to have a discussion on the physics of what is commonly considered the saturated porous media. In most, if not all, previous works, the saturated porous media is a combined object consisting of an (elastic) dense matrix, and a network of small connected pores filled with fluid. The fluid encounters substantial resistance when moving through the pores due to viscosity and the no-slip condition on the boundary. In such a formulation, it is easier to consider the motion of the porous matrix to be 'primary', and

the motion of the fluid to be computed with respect to the porous matrix itself. Because the motion of the elastic matrix is 'primary', the equations are written in the system of coordinates consistent with the description of the elastic media, which is the material frame associated with the media. In this paper, we take an alternative view where we choose the same coordinate system of the stationary observer (Eulerian frame) for the description of both the fluid and the elastic media. Such system is more frequently used in the classical fluid description, but is less common in the description of elastic media. Physically, our description is more relevant for the case of a porous media consisting of a dense network of elastic 'threads' positioned inside the fluid, which is a case that has not been considered before. In our formulation, we choose the Eulerian description for both the fluid and the elastic matrix. It is worth noting that the combined Eulerian description is also applicable to the regular porous media with a 'dense' matrix, and is also well suited for the description of wave propagation in such media. Finally, we shall also point out that our theory can be reformulated and is applicable for the familiar choice of the Lagrangian material description with respect to the elastic porous matrix. These descriptions are completely equivalent from the mathematical point of view, and this is rigorously justified by using the process of Lagrangian reduction by symmetry in continuum mechanics [43].

2 Equations of motion for porous media in spatial coordinates

In this Section we derive the equations of motion for a porous medium filled with an incompressible fluid by using a variational formulation deduced from Hamilton's principle. We will follow the description of both fluid and elastic matrix, individually, as outlined in the book by Marsden and Hughes [44], where the reader can find the background and fill in technical details of the description of each media.

2.1 Definition of variables

We shall remark that the preferred description for the motion of an elastic body is achieved through the Lagrangian coordinates of the media as being the independent variables, and balancing the forces in the spatial frame or the frame attached to the media. On the other hand, the description of the fluid equation is traditionally done in the Eulerian (spatial) frame. The combined mixed fluid-material motion for porous media can thus be described in either frame. In order to connect with the earlier works by Biot and subsequent analysis of wave propagation in the porous media, we compute the equations of motion in spatial coordinates throughout the paper.

Configuration of the elastic body and the fluid. Suppose that at $t = 0$ the fluid and the elastic body occupy completely a given volume $\mathcal{B} \subset \mathbb{R}^3$. By default, we are working with a three-dimensional system, although the equations of motion reduce trivially to the two- and one-dimensional cases. The motion of the elastic body (indexed by s) and the fluid (indexed by f) is defined by two time dependent maps Ψ and φ defined on \mathcal{B} with values in \mathbb{R}^3 , with variables denoted as $\mathbf{x} = \Psi(t, \mathbf{X}_s)$ and $\mathbf{x} = \varphi(t, \mathbf{X}_f)$. We assume that there is no fusion of either fluid or elastic body particles, so the map Ψ and φ are embeddings for all times t , defining uniquely the mappings $\mathbf{X}_s = \Psi^{-1}(t, \mathbf{x})$ and $\mathbf{X}_f = \varphi^{-1}(t, \mathbf{x})$. We also assume that the fluid cannot escape the porous medium or create voids, so at all times t , the domains occupied by the fluid $\mathcal{B}_{t,f} = \varphi(t, \mathcal{B})$ and the elastic body $\mathcal{B}_{t,s} = \Psi(t, \mathcal{B})$ coincide: $\mathcal{B}_{t,f} = \mathcal{B}_{t,s} = \mathcal{B}_t$. Finally, we shall assume for simplicity that the domain \mathcal{B}_t does not change with time, and will

simply call it \mathcal{B} , hence both φ and Ψ are diffeomorphisms of \mathcal{B} for all time t . An extension to the case of a moving boundary is possible, although it will require appropriate modifications in the variational principle.

Velocities of the elastic body and the fluid. The fluid velocity \mathbf{u}_f and elastic solid velocity \mathbf{u}_s , measured relative to the fixed coordinate system, *i.e.*, in the Eulerian representation, are given as usual by

$$\mathbf{u}_f(t, \mathbf{x}) = \partial_t \varphi(t, \varphi^{-1}(t, \mathbf{x})), \quad \mathbf{u}_s(t, \mathbf{x}) = \partial_t \Psi(t, \Psi^{-1}(t, \mathbf{x})), \quad (1)$$

for all $\mathbf{x} \in \mathcal{B}$. Note that since φ and Ψ keep the boundary $\partial\mathcal{B}$ invariant, the vector fields \mathbf{u}_f and \mathbf{u}_s are tangent to the boundary, *i.e.*,

$$\mathbf{u}_f \cdot \mathbf{n} = 0, \quad \mathbf{u}_s \cdot \mathbf{n} = 0, \quad (2)$$

where \mathbf{n} is the unit normal vector field to the boundary. One can alternatively impose that φ and Ψ (or only Ψ) keeps the boundary $\partial\mathcal{B}$ pointwise fixed. In this case, one gets no-slip boundary conditions

$$\mathbf{u}_f|_{\partial\mathcal{B}} = 0, \quad \mathbf{u}_s|_{\partial\mathcal{B}} = 0, \quad (\text{or only } \mathbf{u}_s|_{\partial\mathcal{B}} = 0). \quad (3)$$

Elastic deformations of the dry media. In order to incorporate the description of the elastic deformations of the media in the potential energy, we consider the deformation gradient of Ψ denoted

$$\mathbb{F}(t, \mathbf{X}_s) = \nabla \Psi(t, \mathbf{X}_s). \quad (4)$$

In the spatial frame, we consider the Finger deformation tensor $b(t, \mathbf{x})$ defined by

$$b(t, \mathbf{x}) = \mathbb{F} \mathbb{F}^\top(t, \mathbf{X}_s), \quad (5)$$

where $\mathbf{x} = \Psi(t, \mathbf{X}_s)$, see the paragraph below for the intrinsic geometric definition of b . In coordinates, we have

$$\mathbb{F}_A^i = \frac{\partial \Psi^i}{\partial X_s^A}, \quad b^{ij} = \frac{\partial \Psi^i}{\partial X_s^A} \frac{\partial \Psi^j}{\partial X_s^A}$$

with the summation over A is assumed.

In general the deformation of an elastic media *without fluid* leads to $b \neq \text{Id}$ (the unit tensor). The potential energy V of deformation of the dry media thus depends on b . However, in our case there is another part that leads to the elastic potential energy, namely, the microscopic deformations of the pores that we shall describe below.

Internal deformation of the pores and constraint. Let us now consider the volume occupied by the fluid in a given spatial domain. We assume that the fluid fills the pores completely, so the volume occupied by the fluid in any given spatial domain is equal to the net volume of pores in that volume. Let us take the infinitesimal Eulerian volume $d^3\mathbf{x}$ and define the pore volume fraction $g(t, \mathbf{x})$, so that the volume of fluid is given by $g(t, \mathbf{x})d^3\mathbf{x}$. There are two aspects to take into account to obtain the available volume to the fluid, namely, the local concentration of pores $c(t, \mathbf{x})$ and the infinitesimal pore volume $v(t, \mathbf{x})$.

If, for example, the pores are “frozen” in the material, they simply move as material moves. Then, the change of the local concentrations of pores $c(t, \mathbf{x})$ due to deformations is given by

$$c(t, \Psi(t, \mathbf{X}_s)) |\det \mathbb{F}(t, \mathbf{X}_s)| = c_0(\mathbf{X}_s), \quad (6)$$

where $c_0(\mathbf{X}_s)$ is the initial concentration of pores in the Lagrangian point \mathbf{X}_s . Using the definition (5) of the Finger tensor b gives $\det b(t, \mathbf{x}) = |\det \mathbb{F}(t, \mathbf{X}_s)|^2$, hence we can rewrite the previous relation as

$$c(t, \mathbf{x}) \sqrt{\det b(t, \mathbf{x})} = c_0(\mathbf{X}_s).$$

In the case of an initially uniform porous media, *i.e.*, $c_0 = \text{const}$, this formula shows that the concentration $c(t, \mathbf{x})$ is a function of the value $b(t, \mathbf{x})$ of the Finger deformation tensor

$$c(b) = \frac{c_0}{\sqrt{\det b}}. \quad (7)$$

Note that from (6), the concentration of pores satisfies

$$\partial_t c + \text{div}(c \mathbf{u}_s) = 0.$$

On the other hand, the pores themselves can expand and contract, which one can understand as modeling the pores through infinitesimally small elastic volumes filled with fluid. When the pores expand, they generate stress in the material; however, the stress averaged over any volume that is much larger than the size of the pores, is going to vanish. We thus introduce an additional dependence of the elastic part of the media on the infinitesimal volume denoted $\mathcal{V}(t, \mathbf{X}_s)$ in the Lagrangian description. Its Eulerian version is $v(t, \mathbf{x})$ with

$$v(t, \Psi(t, \mathbf{X}_s)) = \mathcal{V}(t, \mathbf{X}_s). \quad (8)$$

These two considerations lead to the following constraint on the total volume of pores, which is more easily written in the spatial description:

$$g(t, \mathbf{x}) = c(b(t, \mathbf{x}))v(t, \mathbf{x}). \quad (9)$$

Conservation law for the fluid. In what follows, we will consider an incompressible fluid, as that case has not been studied in the literature in sufficient details. The density of the fluid itself is denoted as $\rho_f^0 = \text{const}$. We can thus discuss the conservation of the volume of fluid rather than the mass. Let us now look at the volume of fluid $g(t, \mathbf{x})d^3\mathbf{x}$ from a different point of view. The fluid must fill all the available volume completely, and it must have come from the initial point $\mathbf{X}_f = \varphi^{-1}(t, \mathbf{x})$. If the initial volume fraction at that point was $g_0(\mathbf{X}_f)d^3\mathbf{X}_f$, then at a point t in time we have

$$g(t, \mathbf{x}) = g_0(\varphi^{-1}(t, \mathbf{x}))J_{\varphi^{-1}}(t, \mathbf{x}), \quad J_{\varphi^{-1}} := \det(\nabla\varphi^{-1}). \quad (10)$$

Differentiating (10), we obtain the conservation law for $g(t, \mathbf{x})$ written as

$$\partial_t g + \text{div}(g \mathbf{u}_f) = 0. \quad (11)$$

The mass of the fluid in the given volume is $\rho_f^0 g d^3\mathbf{x}$. Note that the incompressibility condition of the fluid *does not* mean that $\text{div} \mathbf{u}_f = 0$. That statement is only true for the case where no elastic matrix is present, *i.e.*, for pure fluid. In the porous media case, a given spatial volume contains both fluid and elastic parts. The conservation of volume available to the fluid is thus given by (11).

Conservation law for the elastic body. The mass density of the elastic body, denoted ρ_s , satisfies an equation analogous to (10), namely,

$$\rho_s(t, \mathbf{x}) = \rho_{s,0}(\Psi^{-1}(t, \mathbf{x}))J_{\Psi^{-1}}(t, \mathbf{x}), \quad (12)$$

where $\rho_{s,0}(\mathbf{X}_s)$ is the mass density in the reference configuration. The corresponding differentiated form is

$$\partial_t \rho_s + \text{div}(\rho_s \mathbf{u}_s) = 0. \quad (13)$$

Intrinsic geometric formulation. To understand the transport equation of the Finger deformation tensor, it is advantageous to reformulate geometrically its definition. We assume that the reference configuration \mathcal{B} is endowed with a reference Riemannian metric G , locally denoted $G = G_{AB}dX_s^A dX_s^B$ and we consider its inverse G^{-1} . It is a symmetric two-contravariant tensor locally denoted $G^{-1} = G^{AB} \frac{\partial}{\partial X_s^A} \frac{\partial}{\partial X_s^B}$ with $G^{AB}G_{BC} = \delta_C^A$. Then, the Finger deformation tensor is the symmetric two-contravariant tensor obtained by pushing forward G^{-1} by the elastic configuration Ψ , namely

$$b = \Psi_* G^{-1}. \quad (14)$$

For a domain in three-dimensional Euclidian space, the Riemannian metric is simply an identity, and is often not included in the considerations. However, the differential-geometric considerations here are important, *e.g.* for evolution of porous shells, which we do not consider here. The geometric description presented here is explained in details in [44]. Using local coordinates, one notes that when G is the Euclidean metric, (14) reduces to (5). Using (14) and (1), we get the transport equation for b as

$$\partial_t b + \mathcal{L}_{\mathbf{u}_s} b = 0,$$

where $\mathcal{L}_{\mathbf{u}_s}$ denotes the Lie derivative of a two-contravariant tensor, given in coordinates by

$$(\mathcal{L}_{\mathbf{u}_s} b)^{ij} = \frac{\partial b^{ij}}{\partial x^k} u_s^k - b^{kj} \frac{\partial u_s^i}{\partial x^k} - b^{ik} \frac{\partial u_s^j}{\partial x^k}. \quad (15)$$

Let us now formulate (7) intrinsically *i.e.*, without the use of the local coordinates. Given a Riemannian metric γ on the spatial domain, the Jacobian J_Ψ of Ψ is defined by $\Psi^* \mu_\gamma = J_\Psi \mu_G$, where $\mu_\gamma = \sqrt{\det \gamma} d^3 \mathbf{x}$ and $\mu_G = \sqrt{\det G} d^3 \mathbf{X}_s$ are the Riemannian volume forms. From this, one expresses intrinsically the Jacobian of Ψ in terms of the Finger deformation tensor as

$$J_\Psi \circ \Psi^{-1} = \frac{\mu_\gamma}{\mu_{b^{-1}}},$$

where the Riemannian metric b^{-1} is the inverse of b .

Since equation (6) can be written intrinsically as $(c \circ \Psi) J_\Psi = c_0$, we get

$$c = \frac{c_0 \circ \Psi^{-1}}{J_\Psi \circ \Psi^{-1}} = (c_0 \circ \Psi^{-1}) \frac{\mu_{b^{-1}}}{\mu_\gamma}.$$

If $c_0 = \text{const}$, we get the expression

$$c(b) = c_0 \frac{\mu_{b^{-1}}}{\mu_\gamma}$$

which is the intrinsic version of (7).

Summary of the variables in the Lagrangian and Eulerian descriptions. From the discussion above, the independent variables in the Lagrangian descriptions are the two embeddings and the infinitesimal volume, *i.e.*,

$$\Psi(t, \mathbf{X}_s), \quad \varphi(t, \mathbf{X}_f), \quad \mathcal{V}(t, \mathbf{X}_s). \quad (16)$$

In the Eulerian description the variables are

$$\mathbf{u}_f(t, \mathbf{x}), \quad \mathbf{u}_s(t, \mathbf{x}), \quad v(t, \mathbf{x}), \quad g(t, \mathbf{x}), \quad \rho_s(t, \mathbf{x}), \quad b(t, \mathbf{x}), \quad (17)$$

defined from the Lagrangian variables in (1), (8), (10), (12), (14), respectively.

2.2 Lagrangian and variational principle in spatial variables

Lagrangian. For classical elastic bodies, the potential energy in the spatial description depends on the Finger deformation tensor b , *i.e.*, $V = V(b)$. If the pores are present and their volumes change due to their expansion or contraction, the potential energy changes even when there are no net deformation of the porous media. Thus, the potential energy of elastic porous material must depend on both variables b and v , and we write $V = V(b, v)$.

The Lagrangian of the porous medium is the sum of the kinetic energies of the fluid and elastic body minus the potential energy of the elastic deformations:

$$\ell(\mathbf{u}_f, \mathbf{u}_s, \rho_s, b, g, v) = \int_{\mathcal{B}} \left[\frac{1}{2} \rho_f g |\mathbf{u}_f|^2 + \frac{1}{2} \rho_s |\mathbf{u}_s|^2 - V(b, v) \right] d^3 \mathbf{x}. \quad (18)$$

Note that the expression (18) explicitly separates the contribution from the fluid and the elastic body in simple physically understandable terms. The interaction between the fluid and the media comes from the critical action principle involving the incompressibility of the fluid. We shall derive the equations of motion for an arbitrary (sufficiently smooth) expression for $\ell(\mathbf{u}_s, \mathbf{u}_f, \rho_s, b, g, v)$, and will use the physical Lagrangian (18) for all computations in the paper.

Variational principle and incompressibility constraint. Condition (9) represents a scalar constraint for every point of an infinite-dimensional system. Formally, such constraint can be treated in terms of Lagrange multipliers. The application of the method of Lagrange multipliers for an infinite-dimensional system is quite challenging, see recent review papers [45, 46]. In terms of classical fluid flow, in the framework of Euler equations, the variational theory introducing incompressibility constraint has been developed by V. I. Arnold [42], with the Lagrange multiplier for incompressibility related to the physical pressure in the fluid. We will follow in the footsteps of Arnold's method and introduce a Lagrange multiplier for the incompressibility condition (9). By analogy with Arnold, we will also treat this Lagrange multiplier as related to pressure, as it has the same dimensions, and denote it p . Since (9) refers to the fluid content, the Lagrange multiplier p relates to the fluid pressure. This will be further justified by the equations of motion (32) below, connecting pressure with the derivatives of the potential energy with respect of the pores' volume. Note that p may be different from the actual physical pressure in the fluid depending on the implementation of the model. From the Lagrangian (18) and the constraint (9), we define the action functional in the Eulerian description as

$$S = \int_0^T \left[\ell(\mathbf{u}_f, \mathbf{u}_s, \rho_s, b, g, v) - \int_{\mathcal{B}} p(g - c(b)v) d^3 \mathbf{x} \right] dt. \quad (19)$$

The equations of motion are obtained by computing the critical points of S with respect to constrained variations of the Eulerian variables induced by free variations of the Lagrangian variables. Indeed, it is in the Lagrangian description that the variational principle is justified, as being given by the Hamilton principle with constraint. One also notes that the constraint (9) is holonomic when expressed in terms of the Lagrangian variables (16) via the relations (8), (10), (14). This justifies that this constraint can be incorporated via the introduction of a Lagrange multiplier. The constrained variations of the Eulerian variables induced by the free variations $\delta \Psi$, $\delta \varphi$ vanishing at $t = 0, T$ are computed by using the relations (1), (10), (12),

(14). This yields

$$\begin{aligned}
 \delta \mathbf{u}_f &= \partial_t \boldsymbol{\eta}_f + \mathbf{u}_f \cdot \nabla \boldsymbol{\eta}_f - \boldsymbol{\eta}_f \cdot \nabla \mathbf{u}_f \\
 \delta \mathbf{u}_s &= \partial_t \boldsymbol{\eta}_s + \mathbf{u}_s \cdot \nabla \boldsymbol{\eta}_s - \boldsymbol{\eta}_s \cdot \nabla \mathbf{u}_s \\
 \delta g &= -\operatorname{div}(g \boldsymbol{\eta}_f) \\
 \delta \rho_s &= -\operatorname{div}(\rho_s \boldsymbol{\eta}_s) \\
 \delta b &= -\mathcal{L}_{\boldsymbol{\eta}_s} b,
 \end{aligned} \tag{20}$$

where $\boldsymbol{\eta}_f$ and $\boldsymbol{\eta}_s$ are defined

$$\boldsymbol{\eta}_f = \delta \boldsymbol{\varphi} \circ \boldsymbol{\varphi}^{-1}, \quad \boldsymbol{\eta}_s = \delta \boldsymbol{\Psi} \circ \boldsymbol{\Psi}^{-1} \tag{21}$$

and the variations δv and δp are arbitrary. In the case of the boundary conditions (2) it follows from (21) that $\boldsymbol{\eta}_f$ and $\boldsymbol{\eta}_s$ are arbitrary time dependent vector fields vanishing at $t = 0, T$ and tangent to the boundary $\partial \mathcal{B}$:

$$\boldsymbol{\eta}_s \cdot \mathbf{n} = 0, \quad \boldsymbol{\eta}_f \cdot \mathbf{n} = 0. \tag{22}$$

In the case of no-slip boundary conditions (3), we have

$$\boldsymbol{\eta}_f|_{\partial \mathcal{B}} = 0, \quad \boldsymbol{\eta}_s|_{\partial \mathcal{B}} = 0, \quad (\text{or only } \boldsymbol{\eta}_s|_{\partial \mathcal{B}} = 0). \tag{23}$$

Incorporation of external and friction forces. Frictions forces, or any other forces, acting on the fluid \mathbf{F}_f and the media \mathbf{F}_s can be incorporated into the variational formulation by using the Lagrange-d'Alembert principle for external forces. This principle reads

$$\delta S + \int_{\mathcal{B}} (\mathbf{F}_f \cdot \boldsymbol{\eta}_f + \mathbf{F}_s \cdot \boldsymbol{\eta}_s) d^3 \mathbf{x} dt = 0, \tag{24}$$

where S is defined in (19) and the variations are given by (20). Such friction forces are usually postulated from general physical considerations. If these forces are due exclusively to friction, the forces acting on the fluid and media at any given point must be equal and opposite, *i.e.* $\mathbf{F}_f = -\mathbf{F}_s$, in the Eulerian treatment we consider here. For example, for porous media it is common to posit the friction law

$$\mathbf{F}_f = -\mathbf{F}_s = \mathbb{K}(\mathbf{u}_s - \mathbf{u}_f), \tag{25}$$

with \mathbb{K} being a positive definite matrix potentially dependent on material parameters and variables representing the media. In particular, the matrix \mathbb{K} depends on the local porosity, composition of the porous media, deformation and other variables. The general functional form of dependence of \mathbb{K} on the variables should be of the form $\mathbb{K} = \mathbb{K}(b, g)$. For example, when deformations of porous media are neglected, *i.e.*, assuming an isotropic and a non-moving porous matrix with $b = \operatorname{Id}$, Kozeny-Carman equation is often used, which in our notation is written in the form $\mathbb{K} = \kappa g^3 / (1 - g)^2$, with κ being a constant, see [47] for discussion. In general, the derivation of the dependence of tensor \mathbb{K} on variables g and b from the first principles is difficult, and should presumably be obtained from experimental observations. In general, the anisotropy of \mathbb{K} is related to the geometry of the pores. The shape of the pores and their distribution in space will dictate the numerical values of \mathbb{K} for each given point in space, and the deformation of the pores' geometry will determine the functional dependence $\mathbb{K} = \mathbb{K}(b, g)$. For the purpose of this paper, we will implicitly assume the dependence on flow variables without specifying them explicitly in the formulas. For computations in Section 4 dedicated to the description of propagation of linear disturbances about the steady state, such

dependence of \mathbb{K} on variables is not important. If there are other external forces acting on the system, then, in general, $\mathbf{F}_f + \mathbf{F}_s \neq 0$. This situation can happen, for example, if either the fluid or the media is either electrostatically charged or laden with magnetic particles, and is subjected to the electric or magnetic field. The equations that we derive in the general setting are valid for arbitrary external forces \mathbf{F}_f and \mathbf{F}_s . For explicit computations, we assume the expression (25).

2.3 Equation of motion

General form of the equations of motion. In order to derive the equations of motion, we take the variations in the Lagrange-d'Alembert principle (24) as

$$\begin{aligned}
 \delta S + \int_{\mathcal{B}} (\mathbf{F}_f \cdot \boldsymbol{\eta}_f + \mathbf{F}_s \cdot \boldsymbol{\eta}_s) d^3 \mathbf{x} dt \\
 = \int_{\mathcal{B}} \left[\frac{\delta \ell}{\delta \mathbf{u}_f} \cdot \delta \mathbf{u}_f + \frac{\delta \ell}{\delta \mathbf{u}_s} \cdot \delta \mathbf{u}_s + \frac{\delta \ell}{\delta \rho_s} \delta \rho_s + \left(\frac{\delta \ell}{\delta b} + p v \frac{\partial c}{\partial b} \right) : \delta b \right. \\
 \left. + \left(\frac{\delta \ell}{\delta g} - p \right) \delta g + \left(\frac{\delta \ell}{\delta v} + p c(b) \right) \delta v + (g - c(b)v) \delta p \right. \\
 \left. + \mathbf{F}_f \cdot \boldsymbol{\eta}_f + \mathbf{F}_s \cdot \boldsymbol{\eta}_s \right] d^3 \mathbf{x} dt = 0.
 \end{aligned} \tag{26}$$

The symbol “ : ” denotes the contraction of tensors on both indices. Substituting the expressions for variations (20), integrating by parts to isolate the quantities $\boldsymbol{\eta}_f$ and $\boldsymbol{\eta}_s$, and dropping the boundary terms leads to the expressions for the balance of the linear momentum for the fluid and porous medium, respectively, written in the Eulerian frame. This calculation is tedious yet straightforward for most terms and we omit it here. The main difficulty is the calculation of the terms related to the evolution of the tensor b , which we now show in some details.

Denoting by Π the 2-covariant symmetric tensor field $\frac{\delta \ell}{\delta b} + p v \frac{\partial c}{\partial b}$, we compute the fourth term on the right hand side of (26) by using (15) as follows:

$$\begin{aligned}
 \int_{\mathcal{B}} \Pi : \delta b &= - \int_{\mathcal{B}} (\Pi : \mathcal{L}_{\boldsymbol{\eta}} b) d^3 \mathbf{x} \\
 &= - \int_{\mathcal{B}} \Pi_{ij} \left(\frac{\partial b^{ij}}{\partial x^k} \eta^k - b^{kj} \frac{\partial \eta^i}{\partial x^k} - b^{ik} \frac{\partial \eta^j}{\partial x^k} \right) d^3 \mathbf{x} \\
 &= - \int_{\mathcal{B}} \left(\Pi_{ij} \frac{\partial b^{ij}}{\partial x^k} \eta^k + \eta^i \frac{\partial}{\partial x^k} (\Pi_{ij} b^{kj}) + \eta^j \frac{\partial}{\partial x^k} (\Pi_{ij} b^{ik}) \right) d^3 \mathbf{x} \\
 &\quad + \int_{\mathcal{B}} \frac{\partial}{\partial x^k} (\Pi_{ij} b^{kj} \eta^i + \Pi_{ij} b^{ik} \eta^j) d^3 \mathbf{x} \\
 &= - \int_{\mathcal{B}} \left(\Pi_{ij} \frac{\partial b^{ij}}{\partial x^k} + \frac{\partial}{\partial x^i} (\Pi_{kj} b^{ij}) + \frac{\partial}{\partial x^j} (\Pi_{ik} b^{ij}) \right) \eta^k d^3 \mathbf{x} \\
 &\quad + 2 \int_{\partial \mathcal{B}} \Pi_{ij} b^{kj} \eta^i n_k ds \\
 &= - \int_{\mathcal{B}} \left(\Pi_{ij} \frac{\partial b^{ij}}{\partial x^k} + 2 \frac{\partial}{\partial x^i} (\Pi_{kj} b^{ij}) \right) \eta^k d^3 \mathbf{x} + 2 \int_{\partial \mathcal{B}} (\Pi_{ij} b^{kj} n_k) \eta^i ds,
 \end{aligned} \tag{27}$$

where in three-dimensional case, n_i are the components of the normal vector \mathbf{n} ¹. For compact-

¹ For a general metric G , the rigorous statement is that n_i is the one form associated to the normal vector field \mathbf{n} via the Riemannian metric.

ness of notation, we denote the one-form appearing in the first term above with the *diamond* operator

$$(\Pi \diamond b)_k = -\Pi_{ij} \frac{\partial b^{ij}}{\partial x^k} - 2 \frac{\partial}{\partial x^i} (\Pi_{kj} b^{ij}) \quad (28)$$

whose coordinate-free form reads

$$\Pi \diamond b = -\Pi : \nabla b - 2 \operatorname{div} (\Pi \cdot b) . \quad (29)$$

The result of (27) thus reads

$$\int_{\mathcal{B}} \Pi : \delta b = \int_{\mathcal{B}} (\Pi \diamond b) \cdot \boldsymbol{\eta} \, d^3 \mathbf{x} + 2 \int_{\partial \mathcal{B}} [(\Pi \cdot b) \cdot \mathbf{n}] \cdot \boldsymbol{\eta} \, ds. \quad (30)$$

The equations of motion also naturally involve the expression of the Lie derivative of a momentum density, whose global and local expressions are

$$\begin{aligned} \mathcal{L}_{\mathbf{u}} \mathbf{m} &= \mathbf{u} \cdot \nabla \mathbf{m} + \nabla \mathbf{u}^T \cdot \mathbf{m} + \mathbf{m} \operatorname{div} \mathbf{u} \\ (\mathcal{L}_{\mathbf{u}} \mathbf{m})_i &= \partial_j m_i u^j + m_j \partial_i u^j + m_i \partial_j u^j . \end{aligned} \quad (31)$$

With these notations, the Lagrange-d'Alembert principle (26) yields the system of equations

$$\left\{ \begin{array}{l} \partial_t \frac{\delta \ell}{\delta \mathbf{u}_f} + \mathcal{L}_{\mathbf{u}_f} \frac{\delta \ell}{\delta \mathbf{u}_f} = g \nabla \left(\frac{\delta \ell}{\delta g} - p \right) + \mathbf{F}_f \\ \partial_t \frac{\delta \ell}{\delta \mathbf{u}_s} + \mathcal{L}_{\mathbf{u}_s} \frac{\delta \ell}{\delta \mathbf{u}_s} = \rho_s \nabla \frac{\delta \ell}{\delta \rho_s} + \left(\frac{\delta \ell}{\delta b} + p v \frac{\partial c}{\partial b} \right) \diamond b + \mathbf{F}_s \\ \frac{\delta \ell}{\delta v} = -p c(b), \quad g = c(b) v \\ \partial_t g + \operatorname{div}(g \mathbf{u}_f) = 0, \quad \partial_t \rho_s + \operatorname{div}(\rho_s \mathbf{u}_s) = 0, \quad \partial_t b + \mathcal{L}_{\mathbf{u}_s} b = 0. \end{array} \right. \quad (32)$$

When the boundary conditions (3) are used, no additional boundary condition arise from the variational principle. In the case of the free slip boundary condition (2), the variational principle yields the condition

$$[\sigma_p \cdot \mathbf{n}] \cdot \boldsymbol{\eta} = 0, \quad \text{for all } \boldsymbol{\eta} \text{ parallel to } \partial \mathcal{B}, \quad (33)$$

where

$$\sigma_p := -2 \left(\frac{\delta \ell}{\delta b} + p v \frac{\partial c}{\partial b} \right) \cdot b. \quad (34)$$

This is shown by using (30). Physically, the condition (33) states that the force $\mathbf{t} = \boldsymbol{\sigma} \cdot \mathbf{n}$ exerted at the boundary must be normal to the boundary (free slip).

The first equation arises from the term proportional to $\boldsymbol{\eta}_f$ in the application of the Lagrange-d'Alembert principle. The second condition and the boundary condition (33) arise from the term proportional to $\boldsymbol{\eta}_s$ and via the use of (30). The third and fourth equations arise from the variations δv and δp . The last three equations follow from the definitions (10), (12), (14), respectively. In the derivation of (32), we have used the fact that on the boundary $\partial \mathcal{B}$, $\boldsymbol{\eta}_s$ and $\boldsymbol{\eta}_f$ satisfy the boundary condition (22).

Remark 2.1 (Discussion of the form of the Lagrangian). Equations (32) allow for an arbitrary form of the dependence of the Lagrangian on the variables. The derivatives of the Lagrangian with respect to the variables entering (32) should be considered to be variational derivatives.

For example, if the integrand of the Lagrangian depends on both ρ_s and its spatial derivatives $\nabla\rho_s$, e.g.

$$\ell = \int_{\mathcal{B}} \ell_0(\rho_s, \nabla\rho_s, \mathbf{u}_s, \dots) d\mathbf{x}$$

then

$$\frac{\delta\ell}{\delta\rho_s} = \frac{\partial\ell_0}{\partial\rho_s} - \operatorname{div} \frac{\partial\ell_0}{\partial\nabla\rho_s},$$

and similarly with other variables such as \mathbf{u}_s , $\boldsymbol{\rho}_f$, v etc. Thus, equations (32) are capable of incorporating very general physical models of the porous media. However, it is important to note that in our model, we do not assume that the energy of the fluid depends on any kind of strain measure of the solid or the fluid. The pressure p in (32) is obtained purely from the action principle with the action (19). In that sense, our paper follows the framework of fluid description due to Arnold [42].

Specific form of the equations. We now use the Lagrangian function ℓ defined in (18) and compute the derivatives

$$\begin{cases} \frac{\delta\ell}{\delta\mathbf{u}_f} = \rho_f g \mathbf{u}_f, & \frac{\delta\ell}{\delta\mathbf{u}_s} = \rho_s \mathbf{u}_s, & \frac{\delta\ell}{\delta\rho_s} = \frac{1}{2} |\mathbf{u}_s|^2, \\ \frac{\delta\ell}{\delta b} = -\frac{\partial V}{\partial b}, & \frac{\delta\ell}{\delta g} = \frac{1}{2} \rho_f |\mathbf{u}_f|^2, & \frac{\delta\ell}{\delta v} = -\frac{\partial V}{\partial v}. \end{cases} \quad (35)$$

For the Lagrangian in (18), using (29) and the third and fourth equations in (32), the diamond term in (32) simplifies as

$$\begin{aligned} \left(-\frac{\partial V}{\partial b} + pv \frac{\partial c}{\partial b}\right) \diamond b &= -\left(pv \frac{\partial c}{\partial b} - \frac{\partial V}{\partial b}\right) : \nabla b - 2 \operatorname{div} \left[\left(pv \frac{\partial c}{\partial b} - \frac{\partial V}{\partial b}\right) \cdot b \right] \\ &= g \nabla p + \nabla \left(V - \frac{\partial V}{\partial v} v \right) - 2 \operatorname{div} \left[\left(pv \frac{\partial c}{\partial b} - \frac{\partial V}{\partial b}\right) \cdot b \right]. \end{aligned}$$

Then, the equations of motions (32) become

$$\begin{cases} \rho_f (\partial_t \mathbf{u}_f + \mathbf{u}_f \cdot \nabla \mathbf{u}_f) = -\nabla p + \frac{1}{g} \mathbf{F}_f \\ \rho_s (\partial_t \mathbf{u}_s + \mathbf{u}_s \cdot \nabla \mathbf{u}_s) = g \nabla p + \nabla \left(V - \frac{\partial V}{\partial v} v \right) - 2 \operatorname{div} \left[\left(pv \frac{\partial c}{\partial b} - \frac{\partial V}{\partial b}\right) \cdot b \right] + \mathbf{F}_s \\ \frac{\partial V}{\partial v} = pc(b), \quad g = c(b)v \\ \partial_t g + \operatorname{div}(g \mathbf{u}_f) = 0, \quad \partial_t \rho_s + \operatorname{div}(\rho_s \mathbf{u}_s) = 0, \quad \partial_t b + \mathcal{L}_{\mathbf{u}_s} b = 0. \end{cases} \quad (36)$$

together with the boundary condition (33) in which the stress tensor σ_p in (34) reads

$$\sigma_p = -2 \left(pv \frac{\partial c}{\partial b} - \frac{\partial V}{\partial b} \right) \cdot b, \quad (\sigma_p)_k^i = -2 \left(pv \frac{\partial c}{\partial b^{kj}} - \frac{\partial V}{\partial b^{kj}} \right) b^{ij}. \quad (37)$$

The divergence term in the media momentum equation (second equation above) is the analogue of the divergence of the stress tensor for an ordinary elastic media: This term, however, contains the contribution from both the potential energy and the fluid pressure.

These equations define the coupled motion of an incompressible fluid and porous media. We are not aware of these equations having been derived before.

Remark 2.2 (Equations of motion with external equilibrium pressure). If the media is subjected to a uniform external pressure p_0 , then the equations of motion are derived by changing the Lagrangian to $\ell_p \rightarrow \ell + (p - p_0)(g - c(b)v)$. In that case, equations (32), and, similarly, (36) are altered by simply substituting $p - p_0$ instead of p . In what follows, we shall put $p_0 = 0$.

2.4 Energy dissipation

We are now going to proceed to prove that our model yields strict dissipation of mechanical energy in the presence of friction forces. This is important in order to demonstrate that our derivation is physically consistent. Fortunately, variational methods are guaranteed to provide energy conservation for the absence of friction, and when the friction forces are introduced correctly, also guaranteed to provide energy dissipation. Let us consider the energy density associated to the Lagrangian ℓ given by

$$e = \mathbf{u}_f \cdot \frac{\delta \ell}{\delta \mathbf{u}_f} + \mathbf{u}_s \cdot \frac{\delta \ell}{\delta \mathbf{u}_s} + \dot{v} \frac{\delta \ell}{\delta \dot{v}} - \mathcal{L}, \quad (38)$$

where \mathcal{L} denotes the integrand of ℓ . Note that in our case ℓ does not depend on \dot{v} hence the third term vanishes. For the general system (32), and its explicit form (36), to be physically consistent, we need to prove that in the absence of forces \mathbf{F}_s and \mathbf{F}_f , the total energy $E = \int_{\mathcal{B}} e d^3 \mathbf{x}$ is conserved. When these forces are caused by friction, we must necessarily have $\dot{E} \leq 0$.

We begin by noticing the formula

$$\mathbf{u} \cdot \mathcal{L}_{\mathbf{u}} \mathbf{m} = \mathbf{u} \cdot \left(\mathbf{u} \cdot \nabla \mathbf{m} + \nabla \mathbf{u}^T \cdot \mathbf{m} + \mathbf{m} \operatorname{div} \mathbf{u} \right) = \operatorname{div}(\mathbf{u}(\mathbf{m} \cdot \mathbf{u})), \quad (39)$$

which easily follows from its coordinates expression in (31). Then, using equation (39) and system (32), we compute

$$\begin{aligned} \partial_t e &= \mathbf{u}_f \cdot \frac{\partial}{\partial t} \frac{\delta \ell}{\delta \mathbf{u}_f} + \mathbf{u}_s \cdot \frac{\partial}{\partial t} \frac{\delta \ell}{\delta \mathbf{u}_s} - \frac{\delta \ell}{\delta \rho_s} \partial_t \rho_s - \frac{\delta \ell}{\delta b} : \partial_t b - \frac{\delta \ell}{\delta g} \partial_t g - \frac{\delta \ell}{\delta v} \partial_t v \\ &= -\operatorname{div} \left[\mathbf{u}_f \left(\mathbf{u}_f \cdot \frac{\delta \ell}{\delta \mathbf{u}_f} \right) + \mathbf{u}_s \left(\mathbf{u}_s \cdot \frac{\delta \ell}{\delta \mathbf{u}_s} \right) - \left(\frac{\delta \ell}{\delta g} - p \right) g \mathbf{u}_f \right. \\ &\quad \left. - \frac{\delta \ell}{\delta \rho_s} \rho_s \mathbf{u}_s + 2 \mathbf{u}_s \cdot \left(\frac{\delta \ell}{\delta b} + p v \frac{\partial c}{\partial b} \right) \cdot b \right] \\ &\quad + \left(\frac{\delta \ell}{\delta g} - p \right) \partial_t g + \frac{\delta \ell}{\delta \rho_s} \partial_t \rho_s + \left(\frac{\delta \ell}{\delta b} + p v \frac{\partial c}{\partial b} \right) \partial_t b \\ &\quad - \frac{\delta \ell}{\delta \rho_s} \partial_t \rho_s - \frac{\delta \ell}{\delta b} : \partial_t b - \frac{\delta \ell}{\delta g} \partial_t g - \frac{\delta \ell}{\delta v} \partial_t v + \mathbf{u}_s \cdot \mathbf{F}_s + \mathbf{u}_f \cdot \mathbf{F}_f \\ &= -\operatorname{div} \mathbf{J} - p \partial_t g + p v \frac{\partial c}{\partial b} : \partial_t b - \frac{\delta \ell}{\delta v} \partial_t v + \mathbf{u}_s \cdot \mathbf{F}_s + \mathbf{u}_f \cdot \mathbf{F}_f, \end{aligned} \quad (40)$$

where we denoted by \mathbf{J} the vector field in the brackets inside the div operator. The last term in these brackets has the local expression

$$\left(2 \mathbf{u}_s \cdot \left(\frac{\delta \ell}{\delta b} + p v \frac{\partial c}{\partial b} \right) \cdot b \right)^k = 2 \mathbf{u}_s^i \left(\frac{\delta \ell}{\delta b_{ij}} + p v \frac{\partial c}{\partial b_{ij}} \right) b^{jk} = -\sigma_p \cdot \mathbf{u}_s.$$

The sum of the second, third, and fourth terms in last line of (40) cancel thanks to the third and fourth equations in (32). We thus get the energy balance

$$\partial_t e + \operatorname{div} \mathbf{J} = \mathbf{u}_s \cdot \mathbf{F}_s + \mathbf{u}_f \cdot \mathbf{F}_f.$$

Thus, the balance of total energy is

$$\dot{E} = \int_{\mathcal{B}} (\mathbf{u}_s \cdot \mathbf{F}_s + \mathbf{u}_f \cdot \mathbf{F}_f) d^3\mathbf{x} - \int_{\partial\mathcal{B}} \mathbf{J} \cdot \mathbf{n} ds. \quad (41)$$

From the boundary conditions (2) and (33) we have $\mathbf{u}_s \cdot \mathbf{n} = 0$, $\mathbf{u}_f \cdot \mathbf{n} = 0$, and $[\sigma_p \cdot \mathbf{n}] \cdot \mathbf{u}_s = 0$ on the boundary $\partial\mathcal{B}$, so that $\mathbf{J} \cdot \mathbf{n} = \mathbf{0}$ at the boundary. In the case of the boundary conditions (3), we have $\mathbf{J}|_{\partial\mathcal{B}} = \mathbf{0}$. In the absence of external forces, when \mathbf{F}_f and \mathbf{F}_s are caused exclusively by the friction between the porous media and the fluid, we have $\mathbf{F}_f = -\mathbf{F}_s$. Since in that case $\dot{E} \leq 0$, we must necessarily have

$$\dot{E} = \int_{\mathcal{B}} \mathbf{F}_s \cdot (\mathbf{u}_s - \mathbf{u}_f) d^3\mathbf{x} \leq 0. \quad (42)$$

If one assumes (25) for the friction, *i.e.*, $\mathbf{F}_s = \mathbb{K}(\mathbf{u}_s - \mathbf{u}_f)$, then \mathbb{K} must be a positive operator, *i.e.*, $\mathbb{K}\mathbf{v} \cdot \mathbf{v} \geq 0$, for all $\mathbf{v} \in \mathbb{R}^3$ and for any point $\mathbf{x} \in \mathcal{B}$.

3 Connection with the previously derived models of porous media

3.1 The case of a compressible porous media filled with compressible fluid

Let us start with connecting to the case considered frequently in the literature, namely, the case of a compressible fluid moving inside a matrix made out of elastic compressible material. In this case, the fluid pressure is no longer a Lagrange multiplier, but has to be found from the identities regarding the internal energy of the fluid as a function of its density. We refer the reader to [48] for background in classical thermodynamics. If the volume fraction occupied by the fluid is ϕ , the volume fraction of the elastic matrix is then $1 - \phi$. In the general thermodynamic description, the specific internal energy of the material e is a function of its density ρ and specific entropy S , with the pressure being given as $p = \rho^2 \frac{\partial e}{\partial \rho}$. This formula is correct whether the thermodynamics effects are considered, *i.e.* S is varying, or ignored, *i.e.* $S = \text{const}$. If the effective density of the fluid is ρ_f , and its volume fraction is ϕ , then the microscopic density of the fluid is $\bar{\rho}_f = \rho_f / \phi$, so the internal energy of the fluid is a function of $\bar{\rho}_f$, *i.e.*, $e_f = e_f(\bar{\rho}_f)$. Similarly, the microscopic density of the solid is $\bar{\rho}_s = \rho_s / (1 - \phi)$. It is natural to assume that the internal energy of the elastic solid depends on both $\bar{\rho}_s$ and the Finger deformation tensor b , $e_s = e_s(\bar{\rho}_s, b)$. Thus, the physically relevant Lagrangian takes the form

$$\ell(\mathbf{u}_f, \mathbf{u}_s, \rho_f, \rho_s, b, \phi) = \int_{\mathcal{B}} \left[\frac{1}{2} \rho_f |\mathbf{u}_f|^2 + \frac{1}{2} \rho_s |\mathbf{u}_s|^2 - \rho_f e_f \left(\frac{\rho_f}{\phi} \right) - \rho_s e_s \left(\frac{\rho_s}{1 - \phi}, b \right) \right] dx. \quad (43)$$

Proceeding as in the derivation of (32), we obtain the following system, written in terms of a general Lagrangian:

$$\begin{cases} \partial_t \frac{\delta \ell}{\delta \mathbf{u}_f} + \mathcal{L}_{\mathbf{u}_f} \frac{\delta \ell}{\delta \mathbf{u}_f} = \rho_f \nabla \frac{\delta \ell}{\delta \rho_f} \\ \partial_t \frac{\delta \ell}{\delta \mathbf{u}_s} + \mathcal{L}_{\mathbf{u}_s} \frac{\delta \ell}{\delta \mathbf{u}_s} = \rho_s \nabla \frac{\delta \ell}{\delta \rho_s} - \frac{\delta \ell}{\delta b} : \nabla b - 2 \operatorname{div} \frac{\delta \ell}{\delta b} \cdot b \\ \partial_t \rho_f + \operatorname{div}(\rho_f \mathbf{u}_f) = 0, \quad \partial_t \rho_s + \operatorname{div}(\rho_s \mathbf{u}_s) = 0, \quad \partial_t b + \mathcal{L}_{\mathbf{u}_s} b = 0 \\ \frac{\delta \ell}{\delta \phi} = 0 \end{cases} \quad (44)$$

When the particular form of the Lagrangian (43) is assumed, the equations take the form:

$$\left\{ \begin{array}{l} \rho_f(\partial_t \mathbf{u}_f + \mathbf{u}_f \cdot \nabla \mathbf{u}_f) = -\rho_f \nabla \left(e_f + \bar{\rho}_f \frac{\partial e_f}{\partial \bar{\rho}_f} \right) = -\phi \nabla \left(\bar{\rho}_f^2 \frac{\partial e_f}{\partial \bar{\rho}_f} \right) \\ \rho_s(\partial_t \mathbf{u}_s + \mathbf{u}_s \cdot \nabla \mathbf{u}_s) = -\rho_s \nabla \left(e_s + \bar{\rho}_s \frac{\partial e_s}{\partial \bar{\rho}_s} \right) - \rho_s \frac{\partial e_s}{\partial b} : \nabla b + 2 \operatorname{div} \frac{\partial e_s}{\partial b} \cdot b \\ \qquad \qquad \qquad = -(1-\phi) \nabla \left(\bar{\rho}_s^2 \frac{\partial e_s}{\partial \bar{\rho}_s} \right) + 2 \operatorname{div} \frac{\partial e_s}{\partial b} \cdot b \\ \partial_t \rho_f + \operatorname{div}(\rho_f \mathbf{u}_f) = 0, \quad \partial_t \rho_s + \operatorname{div}(\rho_s \mathbf{u}_s) = 0, \quad \partial_t b + \mathcal{L}_{\mathbf{u}_s} b = 0 \\ \bar{\rho}_f^2 \frac{\partial e_f}{\partial \bar{\rho}_f} = \bar{\rho}_s^2 \frac{\partial e_s}{\partial \bar{\rho}_s} =: p \quad \text{where} \quad \bar{\rho}_f := \frac{\rho_f}{1-\phi}, \quad \bar{\rho}_s = \frac{\rho_s}{\phi}. \end{array} \right. \quad (45)$$

The last equation, coming from the variation in $\delta\phi$, states the equality of pressure in both elastic and fluid part of the system. We can transform the system to the following form:

$$\left\{ \begin{array}{l} \rho_f(\partial_t \mathbf{u}_f + \mathbf{u}_f \cdot \nabla \mathbf{u}_f) = -\phi \nabla p \\ \rho_s(\partial_t \mathbf{u}_s + \mathbf{u}_s \cdot \nabla \mathbf{u}_s) = -(1-\phi) \nabla p + \operatorname{div} \sigma_{\text{el}} \\ \partial_t \rho_f + \operatorname{div}(\rho_f \mathbf{u}_f) = 0, \quad \partial_t \rho_s + \operatorname{div}(\rho_s \mathbf{u}_s) = 0, \quad \partial_t b + \mathcal{L}_{\mathbf{u}_s} b = 0 \end{array} \right. \quad (46)$$

where

$$p := \bar{\rho}_f^2 \frac{\partial e_f}{\partial \bar{\rho}_f} = \bar{\rho}_s^2 \frac{\partial e_s}{\partial \bar{\rho}_s}, \quad \sigma_{\text{el}} := 2 \frac{\partial e_s}{\partial b} \cdot b$$

Equations similar to (46) appear, for example in [20], with additional thermodynamical effects. These thermodynamics effects can be incorporated in our model as well if we allow the energies of the fluid and solid part in the Lagrangian (43) to depend on the entropies of fluid S_f and solid S_s , such as $e_f = e_f(\bar{\rho}_f, S_f)$ and $e_s = e_s(\bar{\rho}_s, S_s)$, with additional equations for advection of the entropy and heat exchange between the two phases. We shall postpone this discussion of thermal effect for our follow-up work in order not to distract from the main message of the paper. However, within the framework of this paper, it is worth noting that the internal energies of the fluid and solid are completely separated: the internal energy of the fluid depends only on the internal variables of the fluid, and, correspondingly, the internal energy of the elastic matrix depends only on the internal variables of the elastic material. The interaction between the terms comes from equality of pressure and follows from the equations of motion; it does not have to be assumed *a priori*. Thus, we believe, our approach is consistent with the classical Lagrangian approach of dealing with the systems with several interacting parts.

3.2 Compressible media with incompressible fluid

Let us now connect this description of compressible fluid and solid to the case of incompressible fluid and compressible solid. We shall keep the same variables as in the derivation of (45) to keep the notation consistent, and then show how to connect the resulting equations with (32). The difference between the cases of compressible and incompressible fluids comes to two fundamental restrictions:

1. Since the microscopic density of fluid $\bar{\rho}_f$, also denoted ρ_f^0 earlier, is constant, the internal energy of the fluid do not depend on $\bar{\rho}_f$.

2. There is an incompressibility condition $\phi = (\phi^0 \circ \varphi^{-1})J_{\varphi^{-1}}$, equivalent to (10). We remind the reader that $\varphi^{-1}(\mathbf{x}, t)$ is the inverse of the Lagrangian mapping for fluid particles, also known as the back-to-labels map. Physically, this law states that all the fluid in a given microscopic volume of porous media has appeared from its initial source at $t = 0$.

Note that the incompressibility condition presented above is similar to the conservation of mass in [25] (Eq. (10) taken for the case of fluid only). In spite of this similarity, there is an important difference to keep in mind: in [25], the conservation law is written for both *compressible* fluid and solid parts. In our case, no additional conservation laws are necessary in the case of compressible fluid and solid, so there is only one incompressibility condition for fluid for the incompressible fluid case, and none for the compressible fluid case. The conservation law for the compressible part in our theory is satisfied automatically, and no extra Lagrange multipliers are necessary. The action functional (19), incorporating the constraint with the Lagrange multiplier p , rewritten in the new variables, becomes

$$S_p = \int_0^T \left[\ell(\mathbf{u}_f, \mathbf{u}_s, \rho_f, \rho_s, b, \phi) + \int_{\mathcal{B}} p (\phi - (\phi^0 \circ \varphi^{-1})J_{\varphi^{-1}}) dx \right] dt. \quad (47)$$

While the method works for an arbitrary Lagrangian, the physically relevant form of the Lagrangian to consider is given by

$$\ell(\mathbf{u}_f, \mathbf{u}_s, \rho_f, \rho_s, b, \phi) = \int_{\mathcal{B}} \left[\frac{1}{2} \rho_f |\mathbf{u}_f|^2 + \frac{1}{2} \rho_s |\mathbf{u}_s|^2 - \rho_s e_s \left(\frac{\rho_s}{1 - \phi}, b \right) \right] dx. \quad (48)$$

Note that compared to the previous form for compressible fluid case (43), the term $\rho_f e_f (\bar{\rho}_f)$ is now absent from (48). Using the identity

$$\delta [(\phi^0 \circ \varphi^{-1})J_{\varphi^{-1}}] = -\operatorname{div} ((\phi^0 \circ \varphi^{-1})J_{\varphi^{-1}} \boldsymbol{\eta}_f), \quad (49)$$

we get the following set of equations written for a general Lagrangian ℓ :

$$\left\{ \begin{array}{l} \partial_t \frac{\delta \ell}{\delta \mathbf{u}_f} + \mathcal{L}_{\mathbf{u}_f} \frac{\delta \ell}{\delta \mathbf{u}_f} = \rho_f \nabla \frac{\delta \ell}{\delta \rho_f} - \phi \nabla p \\ \partial_t \frac{\delta \ell}{\delta \mathbf{u}_s} + \mathcal{L}_{\mathbf{u}_s} \frac{\delta \ell}{\delta \mathbf{u}_s} = \rho_s \nabla \frac{\delta \ell}{\delta \rho_s} - \frac{\delta \ell}{\delta b} : \nabla b - 2 \operatorname{div} \frac{\delta \ell}{\delta b} \cdot b \\ \partial_t \rho_f + \operatorname{div}(\rho_f \mathbf{u}_f) = 0, \quad \partial_t \rho_s + \operatorname{div}(\rho_s \mathbf{u}_s) = 0, \quad \partial_t b + \mathcal{L}_{\mathbf{u}_s} b = 0 \\ \phi = (\phi^0 \circ \varphi_f^{-1})J_{\varphi_f^{-1}}, \quad \frac{\delta \ell}{\delta \phi} + p = 0. \end{array} \right. \quad (50)$$

In the case of the physically relevant Lagrangian (48), we obtain

$$\left\{ \begin{array}{l} \rho_f (\partial_t \mathbf{u}_f + \mathbf{u}_f \cdot \nabla \mathbf{u}_f) = -\phi \nabla p \\ \rho_s (\partial_t \mathbf{u}_s + \mathbf{u}_s \cdot \nabla \mathbf{u}_s) = -\rho_s \nabla \left(e_s + \bar{\rho}_s \frac{\partial e_s}{\partial \rho_s} \right) - \rho_s \frac{\partial e_s}{\partial b} : \nabla b + 2 \operatorname{div} \frac{\partial e_s}{\partial b} \cdot b \\ \quad \quad \quad = -(1 - \phi) \nabla \left(\bar{\rho}_s^2 \frac{\partial e_s}{\partial \bar{\rho}_s} \right) + 2 \operatorname{div} \frac{\partial e_s}{\partial b} \cdot b \\ \partial_t \rho_f + \operatorname{div}(\rho_f \mathbf{u}_f) = 0, \quad \partial_t \rho_s + \operatorname{div}(\rho_s \mathbf{u}_s) = 0, \quad \partial_t b + \mathcal{L}_{\mathbf{u}_s} b = 0 \\ \partial_t \phi + \operatorname{div}(\phi \mathbf{u}_f) = 0, \quad \bar{\rho}_s^2 \frac{\partial e_s}{\partial \bar{\rho}_s} = p. \end{array} \right. \quad (51)$$

Equations $\partial_t \rho_f + \operatorname{div}(\rho_f \mathbf{u}_f) = 0$ and $\partial_t \phi + \operatorname{div}(\phi \mathbf{u}_f) = 0$ imply that $\rho_f = \bar{\rho}_f \phi$ with $\bar{\rho}_f$ a constant. Note that the last equation of (51), states that the thermodynamic pressure in the solid, defined through the derivatives of the internal energy function e_s , is equal to the Lagrange multiplier p . Thus, physically, the Lagrange multiplier p is equal to the pressure inside the solid, so it also acquires the physical meaning of the pressure in the fluid. However, that physical meaning is elucidated only *after* the equations of motion (51) are derived and cannot be inferred *a priori*.

A quick calculation shows that the system (51) is equivalent to the equations (32) derived earlier, under the change of variables

$$g = \phi, \quad c(b) = \rho_s, \quad v = \frac{1}{\rho_s} - \frac{1}{\bar{\rho}_s}. \quad (52)$$

That equivalence is proved by assuming the internal energy of the solid in the form

$$V(b, v) = \rho_s(b) e_s(\bar{\rho}_s, b), \quad \bar{\rho}_s := \frac{\rho_s(b)}{1 - \rho_s(b)v}. \quad (53)$$

Substitution of that expression for the internal energy of the solid into (32) gives (51). We believe that such calculation is useful since it connects our earlier derivation (32) with the information on the compressible case, and also elucidates the nature of the variable ϕ . It is useful to recall the quote from [19] mentioned in the Introduction, where the nature of this variable was suggested to preclude the existence of a variational principle. Our theory presented here shows that the variable describing the fluid content has to be considered carefully in the variational principle (47), or, equivalently, in (19) earlier, as a constraint through the geometric variational formulation presented here. The understanding of the role of this variable, we believe, is the key to the derivation of the variational principle for porous media, and was perhaps the source of difficulty in explaining the incompressible fluid case in previous works.

The physical meaning of v becomes clear from the last formula of (52). Indeed, choose m_s to be a given mass of elastic solid, then $\frac{m_s}{\rho_s}$ is the volume of occupied by the porous elastic solid, and $\frac{m_s}{\bar{\rho}_s}$ is the volume occupied by the (imaginary) elastic solid without any porosity. Thus, the quantity $m_s \left(\frac{1}{\rho_s} - \frac{1}{\bar{\rho}_s} \right)$ is the volume occupied by the fluid per unit mass of the solid, and therefore the quantity $v = \frac{1}{\rho_s} - \frac{1}{\bar{\rho}_s}$ is the physical meaning of specific volume of the fluid's content, measured per unit mass of the elastic solid.

4 Linear stability analysis

4.1 Derivation of the linearized equations of motion

We linearize equations (36) about the equilibrium state

$$(\mathbf{u}_f, \mathbf{u}_s, \rho_s, b, g, v, p) = (\mathbf{0}, \mathbf{0}, \rho_s^0, b_0, g_0, v_0, p_0), \quad (54)$$

where each component on the right-hand side of (54) with a subscript 0 is a constant. The equilibrium condition reads

$$\left. \frac{\partial V}{\partial v} \right|_0 = p_0 c_0. \quad (55)$$

where $F|_0$ denotes the value of a function F taken at the equilibrium (54). We consider the potential $V(b, v)$ to be general and assume, for simplicity, an unstressed state $b_0 = \operatorname{Id}$ and

$p_0 = 0$. Throughout this section, we shall assume friction forces of the form (25) with a given constant general permeability tensor \mathbb{K} . For simplicity of computations, we will eventually further assume isotropic and uniform media, so the permeability tensor \mathbb{K} will be taken proportional to a unity matrix.

Notation. In this chapter on linearization, we denote the value of a variable f evaluated at the equilibrium with the index 0, *i.e.*, f_0 . The spatiotemporal deviation from the equilibrium is then denoted as $\delta f(\mathbf{x}, t) \simeq f(\mathbf{x}, t) - f_0(\mathbf{x}, t)$, with δf assumed small. Note that this is the same notation δ as for the variations used in the previous chapter. We hope that no confusion arises due to that clash of notation.

Expression of the stress tensor. The full stress tensor computed from (37) is

$$\sigma_p = \sigma_{\text{el}} + \frac{c_0 v p}{J} \text{Id} = \sigma_{\text{el}} + c v p \text{Id} = \sigma_{\text{el}} + g p \text{Id}, \quad J = \sqrt{\det b},$$

where for $c(b) = c_0/J$, we used

$$\frac{\partial c}{\partial b} = -\frac{c_0}{2J} b^{-1}$$

and where

$$\sigma_{\text{el}} = 2 \frac{\partial V}{\partial b} \cdot b$$

is the elastic stress tensor associated to the potential V . The linearization of the full stress tensor is

$$\delta \sigma_p = \delta \sigma_{\text{el}} + g_0 \delta p \text{Id}, \quad (56)$$

where we recall that we chose $p_0 = 0$ and that $b_0 = \text{Id}$, so $J|_0 = 1$. The linearization of the elastic stress tensor is written as

$$\delta \sigma_{\text{el}} = \left. \frac{\partial \sigma_{\text{el}}}{\partial b} \right|_0 : \delta b + \left. \frac{\partial \sigma_{\text{el}}}{\partial v} \right|_0 \delta v = 2 \left. \frac{\partial^2 V}{\partial b^2} \right|_0 : \delta b + 2 \left. \frac{\partial V}{\partial b} \right|_0 \cdot \delta b + 2 \left. \frac{\partial^2 V}{\partial b \partial v} \right|_0 \delta v. \quad (57)$$

Linearization. The system (36) is linearized as follows:

$$\left\{ \begin{array}{l} g_0 \rho_f \partial_t \delta \mathbf{u}_f = -g_0 \nabla \delta p + \mathbb{K}(\delta \mathbf{u}_s - \delta \mathbf{u}_f) \\ \rho_s^0 \partial_t \delta \mathbf{u}_s = \nabla \left(\left. \frac{\partial V}{\partial b} \right|_0 : \delta b \right) + \text{div} \delta \sigma_p + \mathbb{K}(\delta \mathbf{u}_f - \delta \mathbf{u}_s) \\ \left. \frac{\partial^2 V}{\partial v^2} \right|_0 \delta v + \left. \frac{\partial^2 V}{\partial v \partial b} \right|_0 : \delta b = c_0 \delta p, \quad \delta g = -\frac{c_0}{2} \text{Tr}(\delta b) v_0 + c_0 \delta v \\ \partial_t \delta g + \text{div}(g_0 \delta \mathbf{u}_f) = 0, \quad \partial_t \delta \rho_s + \text{div}(\rho_s^0 \delta \mathbf{u}_s) = 0, \\ \partial_t \delta b - 2 \text{Def} \delta \mathbf{u}_s = 0, \quad \text{Def} \delta \mathbf{u}_s := \frac{1}{2} \left(\nabla \delta \mathbf{u}_s + [\nabla \delta \mathbf{u}_s]^T \right). \end{array} \right. \quad (58)$$

To get the linearized balance of elastic momentum, we used the fact that the linearization of the term $\nabla(V - v \frac{\partial V}{\partial v}) = \nabla(V - p g)$ for $p_0 = 0$ in the second equation of (36) is computed as

$$\delta \nabla(V - p g) = \nabla \left(\underbrace{\left. \frac{\partial V}{\partial v} \right|_0}_{=p_0 c_0=0} \delta v + \left. \frac{\partial V}{\partial b} \right|_0 : \delta b \right) - g_0 \nabla \delta p. \quad (59)$$

The last term in (59) then cancels with the linearization of the first term on the right hand side of (36), thus yielding the second equation in (58).

To get the last equation in (58) we used that the linearization of the Lie derivative $\mathcal{L}_{\mathbf{u}_s} b$ at $\mathbf{u}_{s,0} = 0$ and $b_0 = \text{Id}$ is $-2 \text{Def } \delta \mathbf{u}_s$ as a direct computation using (15) shows.

For the linearized equations, we shall only need the coefficients of the linear and the quadratic expansions of the potential $V(b, v)$ about the equilibrium. We thus define the coefficients:

$$\sigma_0 = \left. \frac{\partial V}{\partial b} \right|_0, \quad \zeta = \left. \frac{v_0}{c_0} \frac{\partial^2 V}{\partial v^2} \right|_0, \quad \mathbb{C} = \left. \frac{\partial^2 V}{\partial b^2} \right|_0, \quad \mathbb{D} = \left. \frac{\partial^2 V}{\partial v \partial b} \right|_0. \quad (60)$$

The coefficient ζ , from its definition, has the order of magnitude of the bulk modulus of the microscopic material itself, although it can depend on the pores concentration and their arrangement in the matrix. Using this, the potential energy of the elastic deformation $V(b, v)$ about the equilibrium, up to the second order in deviations from equilibrium, and assuming $V(b_0, v_0) = 0$, is represented as

$$V(b, v) \simeq \sigma_0 : (b - b_0) + \frac{1}{2} (b - b_0) : \mathbb{C} : (b - b_0) + \frac{c_0 \zeta}{2 v_0} (v - v_0)^2 + \mathbb{D} : (b - b_0)(v - v_0). \quad (61)$$

From (60) and (57), we have

$$\delta \sigma_p = \delta \sigma_{\text{el}} + g_0 \delta p \text{Id} = 2\mathbb{C} : \delta b + 2\sigma_0 \cdot \delta b + 2\mathbb{D} \delta v + g_0 \delta p \text{Id}. \quad (62)$$

The first term identifies the Hooke law connecting the linearized stress and linearized strain ϵ as follows

$$\sigma_1 := 2 \left. \frac{\partial^2 V}{\partial b^2} \right|_0 : \delta b = 2\mathbb{C} : \delta b = 4\mathbb{C} : \epsilon, \quad \epsilon := \frac{1}{2} \delta b \simeq \frac{1}{2} (b - b_0), \quad (63)$$

where the definition of ϵ above is understood as a linearization of b about the equilibrium. We have intentionally denoted this linearized part of Finger tensor as ϵ since it happens to be exactly the standard linear strain used in elasticity, see (64) below.

We shall now assume an isotropic and uniform material, which will be the case of study for the remainder of the paper. Then, the tensor \mathbb{C} in (63) has only two independent coefficients, and (63) becomes the familiar Hooke law for isotropic uniform materials, *i.e.*,

$$\sigma_1(\epsilon) = 4\mathbb{C} : \epsilon = 2G\epsilon + \Lambda \text{Tr}(\epsilon) \text{Id}, \quad (64)$$

where Λ and G are well known as Lamé parameters for isotropic materials in continuum mechanics². Furthermore, the tensors σ_0 and \mathbb{D} in (60) are proportional to the unit tensor, and it is convenient to express them as follows:

$$\sigma_0 = \frac{1}{2} g_0 \mu \text{Id}, \quad \mathbb{D} = \frac{1}{2} c_0 \xi \text{Id}, \quad \text{with } \mu, \xi = \text{const}. \quad (65)$$

The constants μ and ξ , defined above, as well as coefficient ζ defined by (60), have the dimension of Young's modulus, *i.e.*, pressure. With all these assumptions (62) becomes

$$\delta \sigma_p = \frac{\Lambda}{2} \text{Tr}(\delta b) \text{Id} + (G + g_0 \mu) \delta b + c_0 \xi \delta v \text{Id} + g_0 \delta p \text{Id}. \quad (66)$$

²Sometimes Lamé coefficients are denoted λ and μ . We will avoid that notation since it clashes with the notation used here, where λ denotes the growth rate of the disturbances as defined in (67), and μ characterizing the residual stress according to (65). We hope no confusion arises from our use of notation for Lamé coefficients.

Linear stability. We now set

$$\begin{aligned} \delta \mathbf{u}_s &= \lambda \mathbf{v} e^{\lambda t + i \mathbf{k} \cdot \mathbf{x}}, & \delta \mathbf{u}_f &= \lambda \mathbf{u} e^{\lambda t + i \mathbf{k} \cdot \mathbf{x}}, & \delta \rho_s &= \rho_{s,1} e^{\lambda t + i \mathbf{k} \cdot \mathbf{x}}, & \delta b &= b_1 e^{\lambda t + i \mathbf{k} \cdot \mathbf{x}}, \\ \delta g &= g_1 e^{\lambda t + i \mathbf{k} \cdot \mathbf{x}}, & \delta v &= v_1 e^{\lambda t + i \mathbf{k} \cdot \mathbf{x}}, & \delta p &= p_1 e^{\lambda t + i \mathbf{k} \cdot \mathbf{x}}. \end{aligned} \quad (67)$$

and equations (58) become

$$\left\{ \begin{array}{l} g_0 \rho_f \lambda^2 \mathbf{u} = -g_0 p_1 i \mathbf{k} + \lambda \mathbb{K}(\mathbf{v} - \mathbf{u}) \\ \rho_s^0 \lambda^2 \mathbf{v} = \frac{1}{2}(\Lambda + g_0 \mu) \text{Tr}(b_1) i \mathbf{k} + i(G + g_0 \mu) b_1 \cdot \mathbf{k} + i \mathbf{k} (g_0 p_1 + c_0 \xi v_1) + \lambda \mathbb{K}(\mathbf{u} - \mathbf{v}) \\ \frac{\zeta}{v_0} v_1 + \frac{\xi}{2} \text{Tr}(b_1) = p_1, \quad g_1 = -\frac{c_0}{2} \text{Tr}(b_1) v_0 + c_0 v_1, \\ g_1 + g_0 i(\mathbf{u} \cdot \mathbf{k}) = 0, \quad \rho_{s,1} + \rho_s^0 i(\mathbf{v} \cdot \mathbf{k}) = 0, \\ b_1 - i(\mathbf{v} \otimes \mathbf{k} + \mathbf{k} \otimes \mathbf{v}) = 0. \end{array} \right. \quad (68)$$

By using the expression $c(b) = c_0/J$ and the last equation in (68), we get $c_1 = -c_0 \text{Tr}(b_1)/2 = -c_0 i(\mathbf{v} \cdot \mathbf{k})$ so, from the constraint $g = cv$ we have

$$g_1 = c_0 v_1 + c_1 v_0 = c_0 (v_1 - i v_0 (\mathbf{v} \cdot \mathbf{k})). \quad (69)$$

From the linearized continuity equation for g in (68) we get $g_1 = -i g_0 (\mathbf{u} \cdot \mathbf{k})$, so combining this with (69) we obtain the expression of v_1 as

$$v_1 = i v_0 (\mathbf{v} \cdot \mathbf{k} - \mathbf{u} \cdot \mathbf{k}), \quad (70)$$

and then, substituting this result into the third equation of (68), we deduce

$$p_1 = i((\zeta + \xi)(\mathbf{v} \cdot \mathbf{k}) - \zeta(\mathbf{u} \cdot \mathbf{k})). \quad (71)$$

From (70) and (71), we get

$$g_0 p_1 + c_0 \xi v_1 = i g_0 ((\zeta + 2\xi)(\mathbf{v} \cdot \mathbf{k}) - (\zeta + \xi)(\mathbf{u} \cdot \mathbf{k})), \quad (72)$$

and the first two equations in (68) become

$$\left\{ \begin{array}{l} g_0 \rho_f \lambda^2 \mathbf{u} = g_0 \mathbf{k} ((\zeta + \xi)(\mathbf{v} \cdot \mathbf{k}) - \zeta(\mathbf{u} \cdot \mathbf{k})) + \lambda \mathbb{K}(\mathbf{v} - \mathbf{u}) \\ \rho_s^0 \lambda^2 \mathbf{v} = -(\Lambda + g_0 \mu)(\mathbf{v} \cdot \mathbf{k}) \mathbf{k} - (G + g_0 \mu)(\mathbf{v} |\mathbf{k}|^2 + \mathbf{k}(\mathbf{v} \cdot \mathbf{k})) \\ \quad + g_0 \mathbf{k} [(\zeta + \xi)(\mathbf{u} \cdot \mathbf{k}) - (\zeta + 2\xi)(\mathbf{v} \cdot \mathbf{k})] + \lambda \mathbb{K}(\mathbf{u} - \mathbf{v}). \end{array} \right. \quad (73)$$

Let us now compute the dispersion relation explicitly for the case when the dissipation in the media is isotropic, so $\mathbb{K} = \beta \text{Id}$ for some $\beta > 0$. In that case, we obtain the dispersion relation $\det \mathbb{S} = 0$ with the matrix \mathbb{S} of the form

$$\mathbb{S} = \begin{bmatrix} \lambda^2 \rho_f g_0 \text{Id} & 0 \\ 0 & \lambda^2 \rho_s^0 \end{bmatrix} + \lambda \beta \begin{bmatrix} \text{Id} & -\text{Id} \\ -\text{Id} & \text{Id} \end{bmatrix} + \begin{bmatrix} g_0 \zeta \mathbb{A} & -g_0 (\zeta + \xi) \mathbb{A} \\ -g_0 (\zeta + \xi) \mathbb{A} & g_0 (\zeta + \xi) \mathbb{A} + \mathbb{B} \end{bmatrix}, \quad (74)$$

where

$$\mathbb{A} := \mathbf{k} \otimes \mathbf{k}, \quad \mathbb{B} := (\Lambda + G + g_0(2\mu + \xi)) \mathbb{A} + (G + g_0 \mu) |\mathbf{k}|^2 \text{Id}. \quad (75)$$

Remark 4.1 (On formal equivalence of Lamé coefficients). One can notice that in (74), G , Λ and μ only enter in combinations $G + g_0\mu$ and $\Lambda + g_0\mu$. Therefore, the acoustic properties of the media with Lamé coefficients G , Λ and with $\frac{\partial V}{\partial b}\big|_0 = \frac{1}{2}\mu g_0 \neq 0$ are the same as the acoustic properties of the media with the Lamé coefficients replaced by the shifted values

$$G \rightarrow G + g_0\mu, \quad \Lambda \rightarrow \Lambda + g_0\mu, \quad \text{and with} \quad \frac{\partial V}{\partial b}\bigg|_0 = 0. \quad (76)$$

Since $G > 0$ for consistency of the media, we must have

$$G + g_0\mu > 0. \quad (77)$$

Or, more generally, two medias with G_i, Λ_i and $\frac{\partial V}{\partial b}\big|_0 = \frac{1}{2}\mu_i g_0$, $i = 1, 2$ are equivalent if $G_1 + g_0\mu_1 = G_2 + g_0\mu_2$ and $\Lambda_1 + g_0\mu_1 = \Lambda_2 + g_0\mu_2$.

Nondimensionalization. It is convenient to define the dimensionless growth rates and wavenumbers by choosing the length scales L and time scales T :

$$\lambda_* = T\lambda, \quad \mathbf{k}_* = L\mathbf{k}. \quad (78)$$

and $\delta = \rho_f g_0 / \rho_s^0$ is the ratio between the effective equilibrium density of the fluid and the equilibrium density of the elastic material.

Let us define the following dimensionless matrices

$$\mathbb{A}_* = \mathbf{k}_* \otimes \mathbf{k}_*, \quad \mathbb{B}_* = \left(1 + \frac{\Lambda + g_0(2\mu + \xi)}{G}\right) \mathbb{A}_* + \left(1 + \frac{g_0\mu}{G}\right) |\mathbf{k}_*|^2 \text{Id}. \quad (79)$$

Then, dividing \mathbb{S} defined by (74) by ρ_s^0 , we obtain the following dimensionless dispersion matrix defining the equation for nonlinear eigenvalues (growth rates) λ_*

$$\begin{aligned} \mathbb{S}_* = \lambda_*^2 \begin{bmatrix} \delta \text{Id} & 0 \\ 0 & \text{Id} \end{bmatrix} + \lambda_* \frac{\beta T}{\rho_s^0} \begin{bmatrix} \text{Id} & -\text{Id} \\ -\text{Id} & \text{Id} \end{bmatrix} \\ + \frac{g_0 T^2}{\rho_s^0 L^2} \begin{bmatrix} \zeta \mathbb{A}_* & -(\zeta + \xi) \mathbb{A}_* \\ -(\zeta + \xi) \mathbb{A}_* & (\zeta + \xi) \mathbb{A}_* \end{bmatrix} + \frac{G T^2}{\rho_s^0 L^2} \begin{bmatrix} 0 & 0 \\ 0 & \mathbb{B}_* \end{bmatrix}. \end{aligned} \quad (80)$$

We are free to choose the time and length scales T and L , and we choose them in such a way that the coefficients of λ_* (friction term) and the last term in (80) are equal to unity. This corresponds to choosing

$$T = \frac{\rho_s^0}{\beta}, \quad L = T \sqrt{\frac{G}{\rho_s^0}}. \quad (81)$$

Physically, T is the typical relaxation time in the porous media; L is the distance the elastic sound waves in the matrix filled with fluid propagate during that relaxation time. We then define the dimensionless quantities

$$\zeta_* = \frac{g_0 T^2}{\rho_s^0 L^2} \zeta = g_0 \frac{\zeta}{G}, \quad \xi_* = \frac{g_0 T^2}{\rho_s^0 L^2} \xi = g_0 \frac{\xi}{G}, \quad \mu_* = \frac{g_0 \mu}{G}. \quad (82)$$

With these definitions, the nondimensionalized dispersion matrix takes the form:

$$\mathbb{S}_* = \begin{bmatrix} \text{Id}(\delta\lambda_*^2 + \lambda_*) & -\text{Id} \lambda_* \\ -\text{Id} \lambda_* & \text{Id}(\lambda_*^2 + \lambda_*) \end{bmatrix} + \begin{bmatrix} \zeta_* \mathbb{A}_* & -(\zeta_* + \xi_*) \mathbb{A}_* \\ -(\zeta_* + \xi_*) \mathbb{A}_* & (\zeta_* + \xi_*) \mathbb{A}_* + \mathbb{B}_* \end{bmatrix}. \quad (83)$$

Equation $\det \mathbb{S}_* = 0$ defines a 12-th order polynomial in λ_* , and thus there are exactly 12 roots $\lambda_* = \lambda_*(\mathbf{k}_*)$ in the complex plane. We now show that given \mathbf{k}_* , all these roots can be computed as S - and P -waves by considering subspaces parallel and orthogonal to a given \mathbf{k}_* .

4.2 S -waves

Let us consider the case in which $(\mathbf{u}, \mathbf{v}) \perp \mathbf{k}_*$. Since $\mathbb{A}_* = \mathbf{k}_* \otimes \mathbf{k}_*$, we have $\mathbb{A}_* \mathbf{u} = \mathbb{A}_* \mathbf{v} = \mathbf{0}$. In other words, we only consider the displacements orthogonal to the wave vector \mathbf{k}_* , which is exactly the definition of an S -wave. We can set \mathbf{u}_\perp and \mathbf{v}_\perp to be parallel to a given vector $\boldsymbol{\xi}$ in the plane \mathbf{k}_*^\perp , *i.e.*, $\mathbf{u}_\perp = u\boldsymbol{\xi}$ and $\mathbf{v}_\perp = v\boldsymbol{\xi}$. The eigenvalues have multiplicity 1 and are computed from the 2×2 matrix:

$$\mathbb{S}_{*,s} = \begin{bmatrix} (\delta\lambda_*^2 + \lambda_*) & -\lambda_* \\ -\lambda_* & (\lambda_*^2 + \lambda_*) \end{bmatrix} + |\mathbf{k}_*|^2 \begin{bmatrix} 0 & 0 \\ 0 & 1 + \mu_* \end{bmatrix}. \quad (84)$$

Since the space \mathbf{k}_*^\perp is two-dimensional, all the eigenvalues of $\det \mathbb{S}_* = 0$ given by (83) with $\mathbf{u} \parallel \boldsymbol{\xi}$ and $\mathbf{v} \parallel \boldsymbol{\xi}$ have multiplicity 2. The equation $\det \mathbb{S}_{*,s} = 0$ given by (84) defines a fourth-order polynomial having 4 roots. Because of the multiplicity 2 of the S -waves, the total number of roots for S -waves is 8.

The condition $\det \mathbb{S}_{*,s} = 0$ gives either $\lambda_* = 0$, or λ_* satisfying the following cubic equation:

$$\delta\lambda_*^3 + \lambda_*^2(1 + \delta) + \lambda_*k_*^2(1 + \mu_*)\delta + k_*^2(1 + \mu_*) = 0, \quad k_* := \|\mathbf{k}_*\|. \quad (85)$$

By Routh-Hurwitz' criterion, the polynomial $s^3 + a_2s^2 + a_1s + a_0$ is stable if $a_2a_1 > a_0$. Thus, (85) is stable, *i.e.*, for any real k_* , $\text{Re } \lambda_* < 0$, as long as $\delta > 0$ (which is natural since δ is the ratio of densities), and $\mu_* > -1$. Note that this is exactly the requirement (77) for consistency of the media.

Alternatively, instead of the dispersion relation $\lambda_* = \lambda_*(\mathbf{k}_*)$, it is common in the literature to compute the attenuation of harmonic signals in porous media, in other words, $k_*(\omega_*)$ when $\lambda_* = i\omega_*$, with $\omega_* \in \mathbb{R}$ being the frequency of forcing. In that case, from (85) we obtain

$$k_*(\omega_*) = \pm\omega_* \sqrt{\frac{1 + \delta + i\delta\omega_*}{(1 + \mu_*)(1 + i\delta\omega_*)}}. \quad (86)$$

As one can see, for $\delta > 0$ and $\mu_* > -1$, $\text{Im } k_* \rightarrow 0$ when $\omega_* \rightarrow 0$, so the attenuation of low-frequency waves decreases with decreasing frequency, which is physically reasonable. If one considers propagation of waves for $x > 0$, one needs to choose the sign in the equation for $k_*(\omega_*)$ in such a way that $\text{Im } k_*(\omega_*) > 0$, so the waves will be decaying as $x \rightarrow \infty$.

4.3 P -waves

Consider the case $(\mathbf{u}, \mathbf{v}) \parallel \mathbf{k}$. In other words, we consider the disturbances parallel to the wave vector \mathbf{k} , which is the definition of a P -wave. Then $\mathbb{A}_* \mathbf{u} = (\mathbf{k}_* \cdot \mathbf{u})\mathbf{k}_* = |\mathbf{k}_*|^2 \mathbf{u}$, and $\mathbb{A}_* \mathbf{v} = (\mathbf{k}_* \cdot \mathbf{v})\mathbf{k}_* = |\mathbf{k}_*|^2 \mathbf{v}$, and the dispersion relation $\det \mathbb{S}_* = 0$ takes the form $\det \mathbb{S}_{*,p} = 0$ for the 2×2 matrix

$$\mathbb{S}_{*,p} = \begin{bmatrix} \delta\lambda_*^2 + \lambda_* & -\lambda_* \\ -\lambda_* & \lambda_*^2 + \lambda_* \end{bmatrix} + k_*^2 \begin{bmatrix} \zeta_* & -(\zeta_* + \xi_*) \\ -(\zeta_* + \xi_*) & \zeta_* + 2\xi_* + Z \end{bmatrix}, \quad (87)$$

where we defined for shortness

$$k_* := \|\mathbf{k}\|, \quad Z := 2 + \frac{\Lambda}{G} + 3\mu_* \quad (88)$$

and we used $\frac{\rho_0 \xi}{G} = \xi_*$ by (81) and (82). We rewrite this dispersion relation as

$$\det \begin{bmatrix} \delta\lambda_*^2 + \lambda_* + k_*^2 \zeta_* & -\lambda_* - (\zeta_* + \xi_*)k_*^2 \\ -\lambda_* - k_*^2(\zeta_* + \xi_*) & \lambda_*^2 + \lambda_* + (\zeta_* + 2\xi_* + Z)k_*^2 \end{bmatrix} = 0. \quad (89)$$

Equation (89) defines a fourth-order polynomial for λ_* , thus, for a given \mathbf{k}_* there are 4 roots corresponding to the P -waves. Combining with 8 roots for S -waves, we get the total number of roots found being equal to 12, which is exactly the number of solutions for $\lambda_*(\mathbf{k}_*)$ expected from (83). Thus, we have found all the roots of the equation (83). After computing the determinant in (89) we get the following polynomial

$$\delta\lambda_*^4 + \lambda_*^3(\delta + 1) + \lambda_*^2 k_*^2 (\zeta_* + \delta(Z + 2\xi_* + \zeta_*)) + \lambda_* k_*^2 Z + k_*^4 (\zeta_* Z - \xi_*^2) = 0. \quad (90)$$

For the stability of polynomial (90) we investigate the principal minors Δ_i , $i = 1, \dots, 4$ of the Hurwitz matrix associated with the polynomial (Liénard-Chipart form of the criterion). The Hurwitz matrix corresponding to this polynomial has the form

$$\begin{bmatrix} \delta + 1 & Zk_*^2 & 0 & 0 \\ \delta & K_1 & K_2 & 0 \\ 0 & \delta + 1 & Zk_*^2 & 0 \\ 0 & \delta & K_1 & K_2 \end{bmatrix} \quad (91)$$

where we have defined

$$K_1 = (\zeta_*(\delta + 1) + \delta(Z + 2\xi_*)) k_*^2, \quad K_2 = (\zeta_* Z - \xi_*^2) k_*^4. \quad (92)$$

All Δ_i (with their exact forms given below) must be positive for stability. First, we notice that the conditions $\Delta_1 > 0$ and $\Delta_3 > 0$ read

$$\Delta_1 = \delta + 1 > 0 \quad \text{and} \quad \Delta_3 = (\delta Z + (\delta + 1)\xi_*)^2 k_*^4 > 0, \quad (93)$$

and are trivially satisfied.

Next, we study the condition $\Delta_4 > 0$. Since $\Delta_3 > 0$, we can write, equivalently,

$$\frac{\Delta_4}{\Delta_3 k_*^4} = \zeta_* Z - \xi_*^2 > 0 \quad \Leftrightarrow \quad \zeta_* \left(\frac{\Lambda}{G} + 2 + 3\mu_* \right) > \xi_*^2. \quad (94)$$

Finally, we compute the condition $\Delta_2 > 0$:

$$\frac{\Delta_2}{k_*^2} = \delta^2 Z + 2\delta(\delta + 1)\xi_* + (\delta + 1)^2 \zeta_*. \quad (95)$$

For stability of the steady state, we must have $\zeta_* > 0$, otherwise $v = v_0$ is not a stable equilibrium. Multiplying condition (95) by ζ_* , and adding/subtracting the term $\delta^2 \xi_*^2$, we obtain an equivalent formulation

$$\frac{\Delta_2}{k_*^2} \zeta_* = \delta^2 (Z\zeta_* - \xi_*^2) + (\delta\xi_* + (\delta + 1)\zeta_*)^2 > 0. \quad (96)$$

which is satisfied as long as (94) is true. Since for physical reasons we necessarily have $G > 0$, the stability condition for the P -waves can be rewritten as

$$\zeta_* > 0 \quad \text{and} \quad 2(G + G\mu_*) + \left(\Lambda + G\mu_* - G\frac{\xi_*^2}{\zeta_*} \right) > 0. \quad (97)$$

Using the conditions (81) and (82), we can transform (97) to the following form which will be useful for using the Sylvester criterion (106) below:

$$2(G + g_0\mu) + \left(\Lambda + g_0\mu - g_0\frac{\xi^2}{\zeta} \right) > 0. \quad (98)$$

We shall now show that the condition for the stability of the P -waves (94) is exactly equivalent to the requirement for consistency of modified P -wave modulus in an isotropic medium.

A digression: Linear stability of purely elastic media. Let us now elucidate the physical meaning of (94), which, as we show, is simply the condition on the stability of propagation of P -waves in an elastic media. Suppose a wave is propagating in an elastic media with Lamé coefficients (Λ, G) in accordance with (64). The linearized equation for wave propagation is

$$\rho_s^0 \partial_t \delta \mathbf{u}_s = \operatorname{div} \sigma_1(\epsilon) \quad \Leftrightarrow \quad \lambda^2 \mathbf{v} = -G \mathbf{v} |\mathbf{k}|^2 - (\Lambda + G)(\mathbf{k} \cdot \mathbf{v}) \mathbf{k}, \quad (99)$$

where we assumed unstressed or relaxed elastic media *i.e.* $\sigma_0 = \frac{\partial V}{\partial b} \Big|_0 = 0$ so that $\mu = 0$.

For S -waves, $\mathbf{v} \perp \mathbf{k}$, and λ is purely imaginary if and only if $G > 0$. For P -waves, λ is purely imaginary if $2G + \Lambda > 0$. The coefficient $2G + \Lambda$ is also known as the P -wave modulus of the elastic media. As we shall see, the condition of positive P -wave modulus will play the crucial part in the stability considerations.

For further discussion, it is interesting to compute the general condition on the convexity of the potential energy in the purely elastic case. In this case In this case (61) reduces to

$$\begin{aligned} V_0(b) &\simeq \frac{1}{2}(b - b_0) : \mathbb{C} : (b - b_0) \simeq G\epsilon : \epsilon + \frac{1}{2}\Lambda(\operatorname{Tr}(\epsilon))^2 \\ &= 2G \sum_{i>j} \epsilon_{ij}^2 + \frac{1}{2} \mathbf{X}_0^T \mathbb{Q}_0 \mathbf{X}_0, \quad \mathbf{X}_0 := (\epsilon_{11}, \epsilon_{22}, \epsilon_{33}), \end{aligned} \quad (100)$$

and we have defined the quadratic form \mathbb{Q}_0 to be

$$\mathbb{Q}_0 := \begin{bmatrix} 2G + \Lambda & \Lambda & \Lambda \\ \Lambda & 2G + \Lambda & \Lambda \\ \Lambda & \Lambda & 2G + \Lambda \end{bmatrix}. \quad (101)$$

Assuming that the coefficients ϵ_{ij} are independent numbers for a given deformations, the condition on V_0 to be positive definite is equivalent to the condition that the quadratic form \mathbb{Q}_0 is positive definite. By the Sylvester criterion, the quadratic form is positive definite if and only if all the leading principal minors are positive, leading to

$$\text{a) } 2G + \Lambda > 0, \quad \text{b) } 2G + 2\Lambda > 0, \quad \text{c) } 2G + 3\Lambda > 0. \quad (102)$$

The first minor, *i.e.*, condition a) is exactly the stability of P -waves. The third condition c) is equivalent to the positivity of the bulk modulus of the material. The second condition b) follows from the first and the third conditions.

As we shall see immediately below, the conditions for the well-posedness of the P -waves and positive definite nature of the potential energy for the porous media follows closely the purely elastic framework, with the appropriate corrections due to the dynamics of the pores v .

Justification of (94) from the potential energy considerations. Let us now consider the case of a general potential energy $V(b, v)$ locally expressed about the equilibrium according to the quadratic expansion (61). Without loss of generality we consider the case with no linear terms, *i.e.* $\mu = 0$, since the terms proportional to μ can be absorbed into G and Λ according to (76), with $G \rightarrow G + \mu$ and $\Lambda \rightarrow \Lambda + \mu$. We have

$$\begin{aligned} V(b, v) &\simeq \frac{1}{2}(b - b_0) : \mathbb{C} : (b - b_0) + \frac{c_0 \zeta}{2v_0} (v - v_0)^2 + c_0 \xi \operatorname{Tr}(\epsilon)(v - v_0) \\ &\simeq G\epsilon : \epsilon + \frac{1}{2}\Lambda(\operatorname{Tr}(\epsilon))^2 + \frac{c_0 \zeta}{2v_0} (v - v_0)^2 + c_0 \xi \operatorname{Tr}(\epsilon)(v - v_0), \end{aligned} \quad (103)$$

hence V is a quadratic form of 7 variables: (ϵ_{ij}) (6 elements from symmetry) and $(v - v_0)$. However, the off-diagonal elements of tensor ϵ , namely $(\epsilon_{12}, \epsilon_{23}, \epsilon_{13})$ enter only in terms of squares multiplied by $G > 0$. Thus, we rewrite (103) in the following form:

$$V(b, v) \simeq 2G \sum_{i>j} \epsilon_{ij}^2 + \frac{1}{2} \mathbf{X}^T \cdot \mathbb{Q} \cdot \mathbf{X}, \quad \mathbf{X} := (v - v_0, \epsilon_{11}, \epsilon_{22}, \epsilon_{33})^T, \quad (104)$$

where we have defined a 4×4 quadratic form \mathbb{Q} as

$$\mathbb{Q} := \begin{bmatrix} \frac{c_0 \zeta}{v_0} & c_0 \xi & c_0 \xi & c_0 \xi \\ c_0 \xi & 2G + \Lambda & \Lambda & \Lambda \\ c_0 \xi & \Lambda & 2G + \Lambda & \Lambda \\ c_0 \xi & \Lambda & \Lambda & 2G + \Lambda \end{bmatrix}. \quad (105)$$

Assuming the independence of all components of the strain tensor ϵ_{ij} , we see that V is a convex, positive definite function if and only if the quadratic form \mathbb{Q} is positive definite.

The Sylvester criterion gives four stability conditions:

$$\begin{cases} \Delta_1 = \frac{c_0 \zeta}{v_0} > 0 \\ \Delta_2 = \frac{c_0 \zeta}{v_0} \left(2G + \Lambda - \frac{g_0 \xi^2}{\zeta} \right) > 0 \\ \Delta_3 = \frac{4G \zeta c_0}{v_0} \left(G + \Lambda - \frac{g_0 \xi^2}{\zeta} \right) > 0 \\ \Delta_4 = \det \mathbb{Q} = \frac{4c_0 G^2 \zeta}{v_0} \left[2G + 3 \left(\Lambda - \frac{g_0 \xi^2}{\zeta} \right) \right] > 0, \end{cases} \quad (106)$$

where we recall that $g_0 = c_0 v_0$. The first condition of this system simply enforces the convexity of V with respect to the small changes in v about the equilibrium, and is thus very natural. To investigate the remaining three conditions, let us denote

$$\tilde{\Lambda} = \Lambda - \frac{g_0 \xi^2}{\zeta}. \quad (107)$$

We notice that the conditions for $\Delta_2 > 0$, $\Delta_3 > 0$ and $\Delta_4 > 0$ in (106) are equivalent to the conditions (102) with the substitution $\Lambda \rightarrow \tilde{\Lambda}$. Thus, the new variable defined by (107) acquires the physical meaning of the effective value of the second Lamé coefficient for the porous media. We remind the reader that the coefficients ζ and ξ encode the values of the second derivatives of V with respect to v and (v, b) respectively, and are thus appearing only in the description of the porous media. No corresponding values exist for the purely elastic media. It is thus even more surprising that the stability criteria for the porous media can be written in the form very similar to the elastic media through the combination of variable (107).

Note also that the condition for the P -wave stability (97) for a general μ_* can now be written using the shift (76) as $\Delta_2 > 0$ in (106). The last condition of (106), *i.e.*, $\Delta_4 > 0$, is equivalent to the requirement that the effective bulk modulus of a dry porous media is positive.

5 Comparison with Biot's theory

The dispersion relation $\mathbb{S}(\mathbf{u}, \mathbf{v})^T$ described by (74) can be mapped to a system of linear PDEs. Let us assume, for simplicity, an isotropic media and take $\mathbb{K} = \beta \text{Id}$. We use the mapping of

powers of \mathbf{k} to differential operators in Fourier space as $\mathbf{k} \otimes \mathbf{k} \rightarrow -\nabla \operatorname{div}$ and $|\mathbf{k}|^2 \rightarrow -\Delta$ to get

$$\begin{cases} \rho_f g_0 \frac{\partial^2}{\partial t^2} \mathbf{u} + \beta \frac{\partial}{\partial t} (\mathbf{u} - \mathbf{v}) - g_0 \zeta \nabla \operatorname{div} \mathbf{u} + g_0 (\zeta + \xi) \nabla \operatorname{div} \mathbf{v} = \mathbf{0} \\ \rho_s^0 \frac{\partial^2}{\partial t^2} \mathbf{v} - \beta \frac{\partial}{\partial t} (\mathbf{u} - \mathbf{v}) + g_0 (\zeta + \xi) \nabla \operatorname{div} \mathbf{u} \\ \quad - (g_0 (\zeta + 2\xi + 2\mu) + \Lambda + G) \nabla \operatorname{div} \mathbf{v} - (G + g_0 \mu) \Delta \mathbf{v} = \mathbf{0}. \end{cases} \quad (108)$$

Note that the contribution from pressure in our system exactly cancel, which is reasonable, as the pressure fluctuations generated by the motion of porous media in an internal force and thus must vanish. The corresponding Biot's system is given by

$$\begin{cases} \frac{\partial^2}{\partial t^2} (\rho_{22}^{(f)} \mathbf{u} + \rho_{12} \mathbf{v}) + \beta \frac{\partial}{\partial t} (\mathbf{u} - \mathbf{v}) - \nabla \operatorname{div} (R \mathbf{u} + Q \mathbf{v}) = \mathbf{0}, \\ \frac{\partial^2}{\partial t^2} (\rho_{11}^{(s)} \mathbf{v} + \rho_{12} \mathbf{u}) - \beta \frac{\partial}{\partial t} (\mathbf{u} - \mathbf{v}) - \nabla \operatorname{div} (Q \mathbf{u} + P \mathbf{v}) + N \nabla \times \nabla \times \mathbf{v} = \mathbf{0} \end{cases} \quad (109)$$

with N being shear modulus of the skeleton and the fluid/elastic body, assumed to be the same. We shall note that Biot's equations is not directly applicable to an incompressible fluid, since the expressions for the variables P, Q and R in (109) involve explicitly the bulk modulus of the fluid. However, if we proceed formally and use the equations from the literature and put $K_f = \infty$ for an incompressible fluid, the expressions for P, Q and R in terms of the bulk moduli of the porous skeleton K_b and the elastic body itself K_s , see *e.g.*, [49] are given by

$$P = (1 - g_0) K_s + \frac{4}{3} N, \quad Q = g_0 K_s, \quad R = \frac{g_0^2 K_s}{1 - g_0 - K_b / K_s}. \quad (110)$$

Let us turn our attention to our theory described in (108), where we have set $\rho_{12} = \rho_{21} = 0$. The case of $\rho_{12} \neq 0$ and $\rho_{21} \neq 0$ can be easily incorporated by considering a more general inertia matrix in the Lagrangian. There is also an exact correspondence between the friction terms. Thus, we need to compare the coefficients of the spatial derivative terms. A direct comparison between Biot's linearized system (109) and (108) gives $R = g_0 \zeta$ by observing the coefficients of the terms proportional to $\nabla \operatorname{div} \mathbf{u}$ from the equations (109). From the term proportional to $\nabla \operatorname{div} \mathbf{v}$ in the first equation of (109), we obtain $Q = -g_0 (\xi + \zeta)$. Finally by using $\nabla \times \nabla \times \mathbf{v} = \nabla \operatorname{div} \mathbf{v} - \Delta \mathbf{v}$ we obtain the expressions of N and P . To summarize, the Biot's coefficients (P, Q, R, N) are given by

$$\begin{aligned} R &= g_0 \zeta, \\ Q &= -g_0 (\xi + \zeta), \\ N &= G + g_0 \mu, \\ P &= (\Lambda + g_0 \mu) + 2(G + g_0 \mu) + g_0 (\zeta + 2\xi). \end{aligned} \quad (111)$$

Note that the expression $\Lambda + 2G$ is also known as the P -wave modulus. In our case, this P -wave modulus is modified by a shift of Lamé coefficients by $g_0 \mu$ and additional terms ξ and ζ coming from the elasticity properties of the porous matrix.

6 Numerical investigation of phase and group velocities and attenuation

We investigate the non-dimensionalized dispersion relations (85) and (90) derived above in order to explore the phase velocity, group velocity, and attenuation coefficients of wave prop-

agation in porous media. Instead of computing the roots $\lambda = \lambda(k)$, we consider the response of the system to a fixed frequency, as is common in the literature. Thus, we take $\lambda = i\omega$ as a fixed parameter, and compute $k = k(\omega)$ from the dispersion relations. Then, the phase velocity is given by $v_p = \text{Re } \omega/k(\omega)$. Once $k(\omega)$ is known, we compute the group velocity $v_g = \text{Re } d\omega/dk = \text{Re } (dk/d\omega)^{-1}$ by directly differentiating the dispersion relations as an implicit function and substituting $(\omega, k = k(\omega))$. We also present the attenuation coefficient for the wave $\text{Im } k(\omega)$ and attenuation per cycle $\text{Im } k(\omega)/\text{Re } k(\omega)$.

According to (82), and the fact that ζ has the order of magnitude of the microscopic bulk modulus, most materials will have $\zeta_* \sim 1$, $\xi_* \sim 1$, $Z \sim 1$ at the order of magnitude. For biological materials, δ tends to be large whereas for porous media made out of dense materials conveying gas, δ is small. We thus explore both large and small values of δ in the simulations. In Figures 1-3 we present the results of computation of dispersion relation for the P -waves for a set of different parameters δ , Z , ζ_* and ξ_* . Only two roots of equation (90) are shown since the equation is a quadratic equation in k^2 . The other roots correspond to the waves propagating with the same velocity and attenuation coefficient in the opposite direction. In Figures 4-6 we present the results of computation of dispersion relation for the S -waves for a set of different parameter δ . The axes variables in the figures are dimensionless, rescaled according to the time and length scales defined in (81).

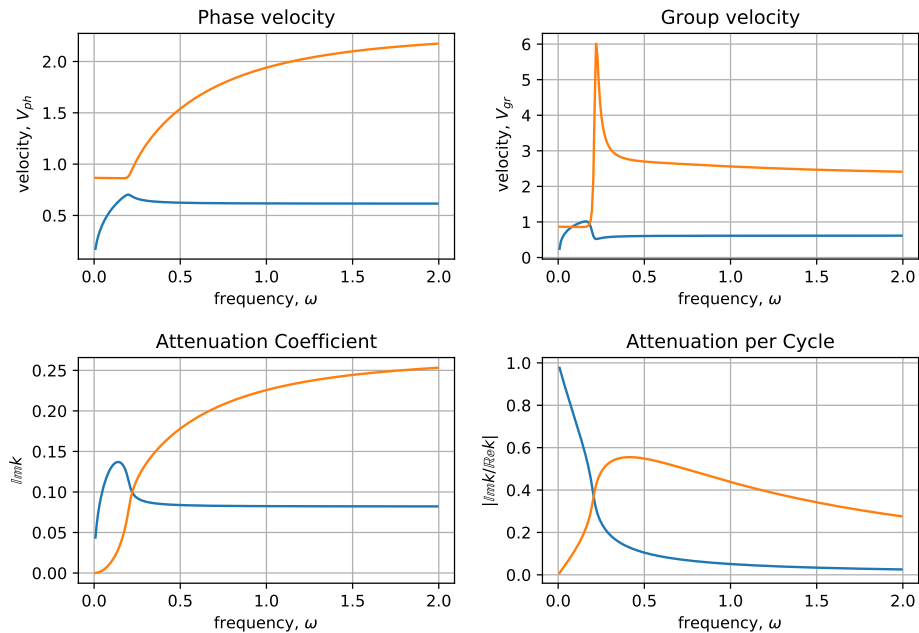


Figure 1: Velocities and attenuation coefficients for P -waves with $\delta = 3$, $Z = 3$, $\zeta_* = 2$ and $\xi_* = 0$.

7 Conclusions

In this paper, we have derived the equations of motion for a porous media filled with an incompressible fluid. We have chosen to write all the equations in the Eulerian frame for both the fluid and the porous media. Our equations are valid for arbitrary deformations, and, as far as we are aware, are new. We have compared the linearized equations of motion to the

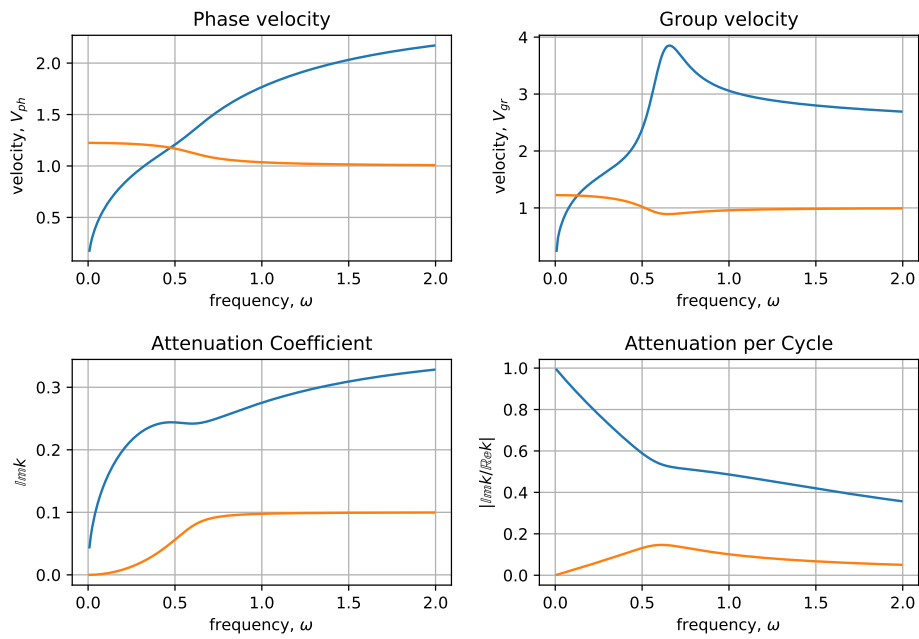


Figure 2: Velocities and attenuation coefficients for P -waves with $\delta = 1$, $Z = 3$, $\zeta_* = 2$ and $\xi_* = 0$.

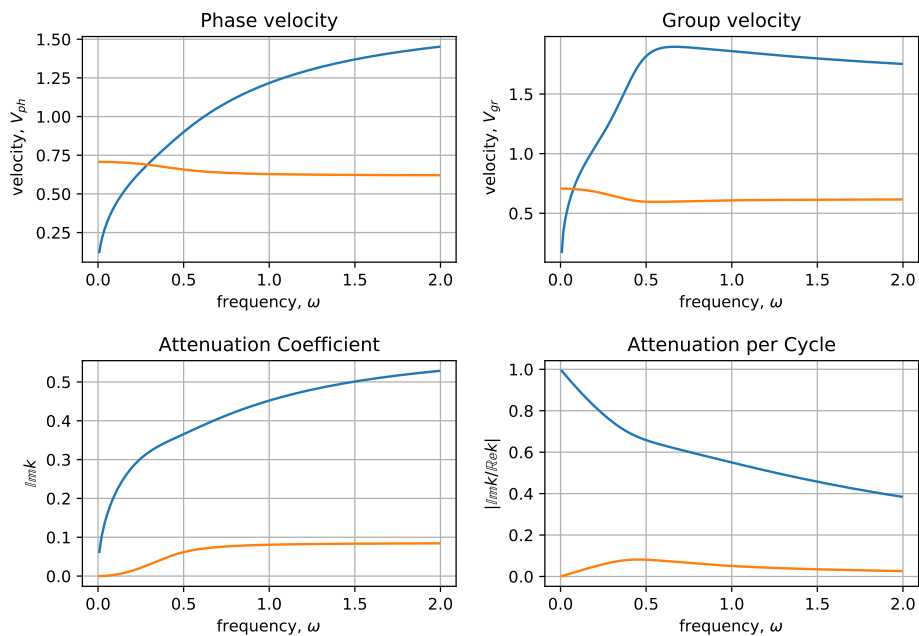


Figure 3: Velocities and attenuation coefficients for P -waves with $\delta = 1$, $Z = 1$, $\zeta_* = 1$ and $\xi_* = 1$.

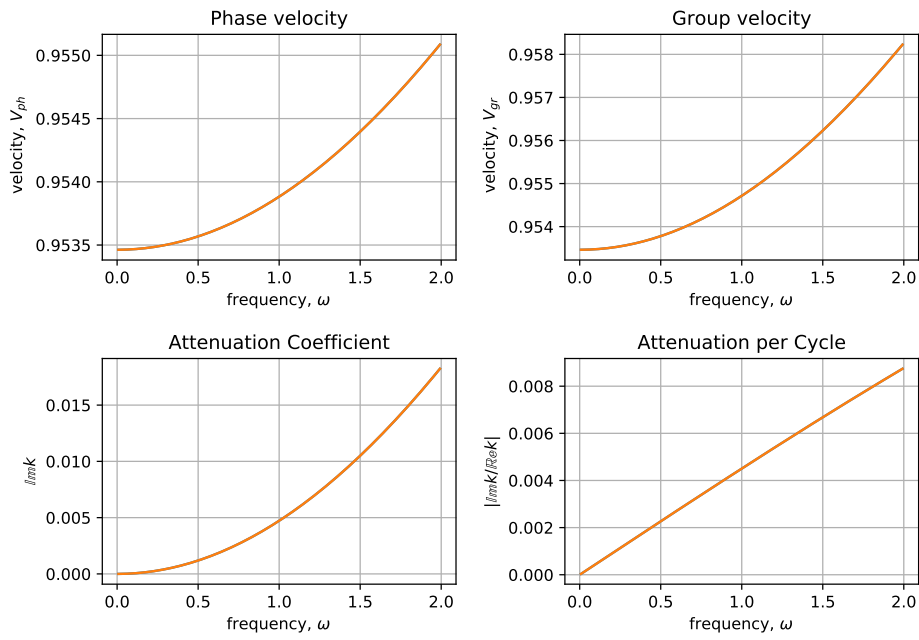


Figure 4: Velocities and attenuation coefficients for S -waves with $\delta = 0.1$ and $\mu_* = 0$.

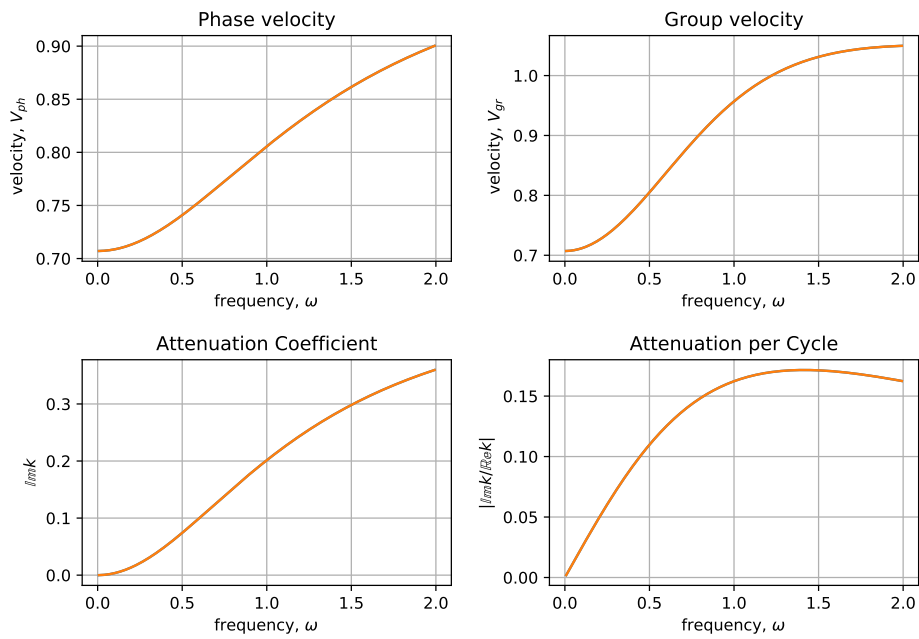


Figure 5: Velocities and attenuation coefficients for S -waves with $\delta = 1$ and $\mu_* = 0$.

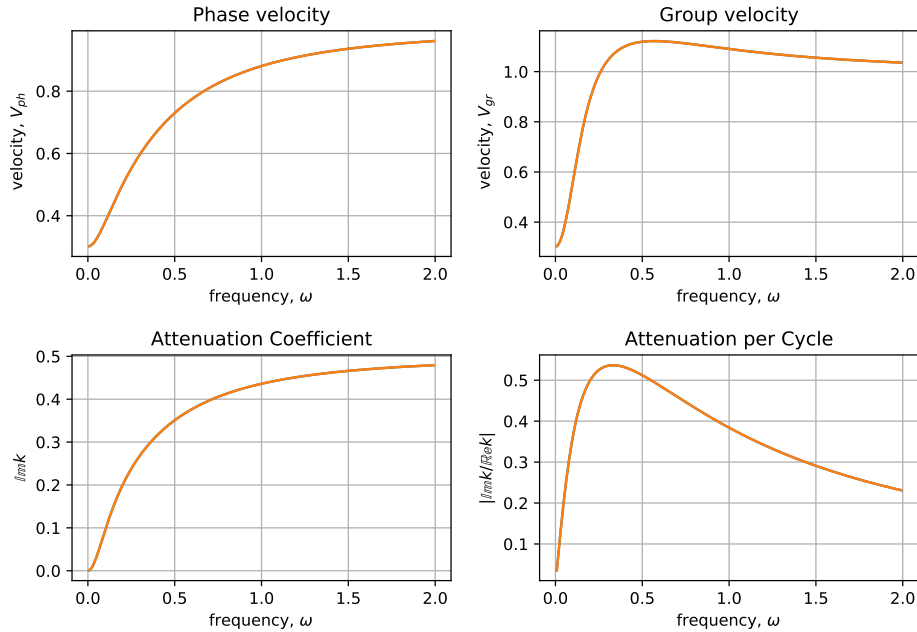


Figure 6: Velocities and attenuation coefficients for S -waves with $\delta = 10$ and $\mu_* = 0$.

Biot's equations and found a correspondence between our equations and Biot's equations, with a clear and physical interpretation of the parameters. We have also derived the stability of the linearized system for the porous system which turned out to be equivalent to the requirements that the parameters of the dry porous media being physically consistent.

For further studies, it will be interesting to consider the dynamics of active porous materials like sea sponges. Recent work [50] has demonstrated interesting 'sneezing' dynamics of a freshwater sponge, when the sponge contracts and expands to clear itself from surrounding polluted water. Equations (36) can be readily modified to model such contraction, for example, by making the equilibrium value of $v = v_0$ a prescribed function of time. We believe that a semi-analytic theory may be developed in that case under the assumption of radial or spherical symmetry, which is sufficiently close to the experimental case. This problem, as well as other interesting topics in active, fluid-filled porous media, will be considered in our upcoming work.

acknowledgements. We are thankful for fruitful and productive discussions with Profs G. L. Brovko, D. D. Holm, A. Ibragimov, T. S. Ratiu and D. V. Zenkov. VP is also thankful for the lively and informative discussion with the participants of G. L. Brovko's seminar on Elasticity Theory at the Moscow State University (November 2018), where a preliminary version of this work was presented. FGB is partially supported by the ANR project GEOMFLUID 14-CE23-0002-01. TF and VP were partially supported by NSERC and University of Alberta.

References

- [1] K. Terzaghi. *Theoretical Soil Mechanics*. Wiley, New York, 1943.
- [2] M. A. Biot. General theory of three-dimensional consolidation. *Journal of applied physics*, 12(2):155–164, 1941.

- [3] M. A. Biot. Theory of elasticity and consolidation for a porous anisotropic solid. *Journal of applied physics*, 26(2):182–185, 1955.
- [4] M. A. Biot and D. G. Willis. The elastic coefficients of the theory of consolidation. *J. appl. Mech.*, 24:594–601, 1957.
- [5] M. A. Biot. Mechanics of deformation and acoustic propagation in porous media. *Journal of applied physics*, 33(4):1482–1498, 1962.
- [6] M. A. Biot. Generalized theory of acoustic propagation in porous dissipative media. *The Journal of the Acoustical Society of America*, 34(9A):1254–1264, 1962.
- [7] M. A. Biot. Theory of stability and consolidation of a porous medium under initial stress. *Journal of Mathematics and Mechanics*, pages 521–541, 1963.
- [8] M. A. Biot and G. Temple. Theory of finite deformations of porous solids. *Indiana University Mathematics Journal*, 21(7):597–620, 1972.
- [9] D. D. Joseph, D. A. Nield, and G. Papanicolaou. Nonlinear equation governing flow in a saturated porous medium. *Water Resources Research*, 18(4):1049–1052, 1982.
- [10] E. Detournay and A. H.-D. Cheng. Fundamentals of poroelasticity. In *Analysis and design methods*, pages 113–171. Elsevier, 1993.
- [11] F. Dell’Isola, L. Rosa, and C. Woźniak. A micro-structured continuum modelling compacting fluid-saturated grounds: The effects of pore-size scale parameter. *Acta mechanica*, 127(1-4):165–182, 1998.
- [12] G. L. Brovko, A. Grishayev, and O. A. Ivanova. Continuum models of discrete heterogeneous structures and saturated porous media: constitutive relations and invariance of internal interactions. In *Journal of Physics: Conference Series*, volume 62, page 1. IOP Publishing, 2007.
- [13] J. M. Carcione, C. Morency, and J. E. Santos. Computational poroelasticity: review. *Geophysics*, 75(5):75A229–75A243, 2010.
- [14] A. Grillo, M. Carfagna, and S. Federico. The Darcy-Fsorchheimer law for modeling fluid flow in biological tissues. *Theoretical & Applied Mechanics*, 41(4), 2014.
- [15] R. E. Showalter. Diffusion in poro-elastic media. *Journal of mathematical analysis and applications*, 251(1):310–340, 2000.
- [16] L. Bociu, G. Guidoboni, R. Sacco, and J. T. Webster. Analysis of nonlinear poro-elastic and poro-visco-elastic models. *Archive for Rational Mechanics and Analysis*, 222(3):1445–1519, 2016.
- [17] A. Bastide, P.-H. Cocquet, and D. Ramalingom. Penalization model for Navier–Stokes–Darcy equations with application to porosity-oriented topology optimization. *Mathematical Models and Methods in Applied Sciences*, 28(08):1481–1512, 2018.
- [18] K. R. Rajagopal. On a hierarchy of approximate models for flows of incompressible fluids through porous solids. *Mathematical Models and Methods in Applied Sciences*, 17(02):215–252, 2007.

- [19] K. Wilmanski. A few remarks on Biot’s model and linear acoustics of poroelastic saturated materials. *Soil Dynamics and Earthquake Engineering*, 26(6-7):509–536, 2006.
- [20] D. Chapelle and P. Moireau. General coupling of porous flows and hyperelastic formulations – from thermodynamics principles to energy balance. *Proceedings of INRIA*, 7395:1–31, 2010.
- [21] D. Chapelle and P. Moireau. General coupling of porous flows and hyperelastic formulations – from thermodynamics principles to energy balance and compatible time schemes. *European Journal of Mechanics - B/Fluids*, 46:82–96, 2014.
- [22] O. Coussy. *Mechanics of porous continua*. Wiley, 1995.
- [23] B. Seguin and N. J. Walkington. Multi-component multiphase flow through a poroelastic medium. *Journal of Elasticity*, 135(1-2):485–507, 2019.
- [24] J. W. Both, K. Kumar, J. M. Nordbotten, and F. A. Radu. The gradient flow structures of thermo-poro-visco-elastic processes in porous media. *arXiv preprint arXiv:1907.03134*, 2019.
- [25] A. Bedford and D. S. Drumheller. A variational theory of porous media. *International Journal of Solids and Structures*, 15(12):967–980, 1979.
- [26] E. Aulisa, A. Cakmak, A. Ibragimov, and A. Solynin. Variational principle and steady state invariants for non-linear hydrodynamic interactions in porous media. *Dynamics of Continuous, Discrete and Impulsive Systems (Series A)*, 2007.
- [27] E. Aulisa, A. Ibragimov, and M. Toda. Geometric framework for modeling nonlinear flows in porous media, and its applications in engineering. *Nonlinear Analysis: Real World Applications*, 11(3):1734–1751, 2010.
- [28] S. L. Lopatnikov and A. H.-D. Cheng. Macroscopic Lagrangian formulation of poroelasticity with porosity dynamics. *Journal of the Mechanics and Physics of Solids*, 52(12):2801–2839, 2004.
- [29] S. L. Lopatnikov and J. W. Gillespie. Poroelasticity-I: governing equations of the mechanics of fluid-saturated porous materials. *Transport in porous media*, 84(2):471–492, 2010.
- [30] F. dell’Isola, M. Guarascio, and K. Hutter. A variational approach for the deformation of a saturated porous solid. a second-gradient theory extending Terzaghi’s effective stress principle. *Archive of Applied Mechanics*, 70(5):323–337, 2000.
- [31] G. Sciarra, F. dell’Isola, N. Ianiro, and A. Madeo. A variational deduction of second gradient poroelasticity I: general theory. *Journal of Mechanics of Materials and Structures*, 3(3):507–526, 2008.
- [32] G. Sciarra, F. dell’Isola, N. Ianiro, and G. Sciarra. A variational deduction of second gradient poroelasticity II: An application to the consolidation problem. *Journal of Mechanics of Materials and Structures*, 3(4):607–625, 2008.
- [33] F. Dell’Isola, A. Madeo, and P. Seppecher. Boundary conditions at fluid-permeable interfaces in porous media: A variational approach. *International Journal of Solids and Structures*, 46(17):3150–3164, 2009.

- [34] R. Serpieri and L. Rosati. Formulation of a finite deformation model for the dynamic response of open cell biphasic media. *Journal of the Mechanics and Physics of Solids*, 59(4):841–862, 2011.
- [35] R. Serpieri, F. Travascio, S. Asfour, and L. Rosati. Variationally consistent derivation of the stress partitioning law in saturated porous media. *International Journal of Solids and Structures*, 56:235–247, 2015.
- [36] R. Serpieri and F. Travascio. General quantitative analysis of stress partitioning and boundary conditions in undrained biphasic porous media via a purely macroscopic and purely variational approach. *Continuum Mechanics and Thermodynamics*, 28(1-2):235–261, 2016.
- [37] N. Auffray, F. dell’Isola, V. A. Eremeyev, A. Madeo, and G. Rosi. Analytical continuum mechanics à la Hamilton–Piola least action principle for second gradient continua and capillary fluids. *Mathematics and Mechanics of Solids*, 20(4):375–417, 2015.
- [38] R. Serpieri, A. Della Corte, F. Travascio, and L. Rosati. Variational theories of two-phase continuum poroelastic mixtures: a short survey. In *Generalized Continua as Models for Classical and Advanced Materials*, pages 377–394. Springer, 2016.
- [39] F. Travascio, S. Asfour, R. Serpieri, and L. Rosati. Analysis of the consolidation problem of compressible porous media by a macroscopic variational continuum approach. *Mathematics and Mechanics of Solids*, 22(5):952–968, 2017.
- [40] R. Serpieri and F. Travascio. *Variational Continuum Multiphase Poroelasticity*. Springer, 2017.
- [41] L. Placidi, F. dell’Isola, N. Ianiro, and G. Sciarra. Variational formulation of pre-stressed solid–fluid mixture theory, with an application to wave phenomena. *European Journal of Mechanics-A/Solids*, 27(4):582–606, 2008.
- [42] V. Arnold. Sur la géométrie différentielle des groupes de lie de dimension infinie et ses applications à l’hydrodynamique des fluides parfaits. In *Annales de l’institut Fourier*, volume 16, pages 319–361, 1966.
- [43] F. Gay-Balmaz, J. E. Marsden, and T. S. Ratiu. Reduced variational formulations in free boundary continuum mechanics. *J. Nonlin. Sci.*, 22(4):463–497, 2012.
- [44] J. E. Marsden and T. J. Hughes. *Mathematical foundations of elasticity*. Courier Corporation, 1994.
- [45] F. Dell’Isola and F. Di Cosmo. Lagrange multipliers in infinite-dimensional systems, methods of. *Encyclopedia of Continuum Mechanics*, 2018.
- [46] A. Bersani, F. Dell’Isola, and P. Seppecher. Lagrange multipliers in infinite dimensional spaces, examples of application. *Encyclopedia of Continuum Mechanics*, 2019.
- [47] A. Costa. Permeability-porosity relationship: A reexamination of the kozeny-carman equation based on a fractal pore-space geometry assumption. *Geophysical research letters*, 33(2), 2006.
- [48] L. D. Landau and E. M. Lifshitz. *Course of theoretical physics*. Elsevier, 2013.

- [49] Z. E. A. Fellah, J. Y. Chapelon, S. Berger, W. Lauriks, and C. Depollier. Ultrasonic wave propagation in human cancellous bone: Application of biot theory. *The Journal of the Acoustical Society of America*, 116(1):61–73, 2004.
- [50] D. A. Ludeman, N. Farrar, A. Riesgo, J. Paps, and S. P. Leys. Evolutionary origins of sensation in metazoans: functional evidence for a new sensory organ in sponges. *BMC evolutionary biology*, 14(1):3, 2014.