

Origin of enhanced chemical precompression in cerium hydride CeH₉

Hyunsoo Jeon, Chongze Wang, Seho Yi, and Jun-Hyung Cho*

*Department of Physics, Research Institute for Natural Science,
and HYU-HPSTAR-CIS High Pressure Research Center, Hanyang University,
222 Wangsimni-ro, Seongdong-Ku, Seoul 04763, Republic of Korea**

The rare-earth metal hydrides with clathrate structures have been highly attractive because of their promising high- T_c superconductivity at high pressure. Recently, cerium hydride CeH₉ composed of Ce-encapsulated clathrate H cages was synthesized at much lower pressures of 80–100 GPa, compared to other experimentally synthesized rare-earth hydrides such as LaH₁₀ and YH₆. Based on density-functional theory calculations, we find that the Ce 5*p* semicore and 4*f*/5*d* valence states strongly hybridize with the H 1*s* state, while a transfer of electrons occurs from Ce to H atoms. Further, we reveal that the delocalized nature of Ce 4*f* electrons plays an important role in the chemical precompression of clathrate H cages. Our findings not only suggest that the bonding nature between the Ce atoms and H cages is characterized as a mixture of ionic and covalent, but also have important implications for understanding the origin of enhanced chemical precompression that results in the lower pressures required for the synthesis of CeH₉.

PACS numbers:

Introduction

In recent years, rare-earth metal hydrides have attracted much attention due to the possibility of their realization of room-temperature superconductivity (SC) [1–8]. First-principles density-functional theory (DFT) calculations together with the Migdal-Eliashberg formalism have predicted that the rare-earth metal hydrides such as yttrium hydride YH₁₀ and lanthanum hydride LaH₁₀ host a room-temperature SC at megabar pressures [9, 10], the origin of which is based on phonon-mediated electron pairing [11]. Subsequently, such a conventional SC of LaH₁₀ was experimentally observed with a superconducting transition temperature T_c of 250–260 K at a pressure of ~ 170 GPa [3, 4]. This T_c record of LaH₁₀ has been the highest temperature so far among experimentally available superconducting materials including cuprates [12, 13] and Fe-based superconductors [14, 15]. Therefore, the experimental realization of room-temperature SC in LaH₁₀ has stimulated interests of the high- T_c community towards compressed metal hydrides under high pressure [16–22].

However, since the synthesis of LaH₁₀ was performed at ~ 170 GPa [3, 4], it has been quite demanding to discover H-rich rare-earth hydrides synthesized at a moderate pressure below ~ 100 GPa, which is easily and routinely achievable in the diamond anvil cell (DAC) [23, 24]. Recently, two experimental groups [5, 6] reported the successful synthesis of cerium hydride CeH₉ at 80–100 GPa. Using X-ray diffraction measurements and DFT calculations [5, 6], the crystal structure of CeH₉ was determined to be a hexagonal clathrate structure with the space group $P6_3/mmc$, where each Ce atom is surrounded by the H₂₉ cage consisting of 29 H atoms [see Fig. 1(a)]. It is remarkable that the H–H bond lengths in CeH₉ are close to those of solid metallic hydrogen that can be produced at high pressure above 400 GPa [25–28]. Therefore, the discovery of CeH₉ having clathrate hydrogen networks suggests that the metallic state of solid hydrogen can be at-

tained at relatively lower pressures by using binary hydrides with *f*-electron metals. It is noteworthy that the sizable reduction of H–H bond lengths in CeH₉ reflects the presence of a larger chemical precompression [29–31] compared to other rare-earth metal hydrides such as LaH₁₀ and YH₁₀ [9, 10, 32–36]. However, the underlying mechanism of how the pressure required for the synthesis of CeH₉ is much reduced is yet to be identified.

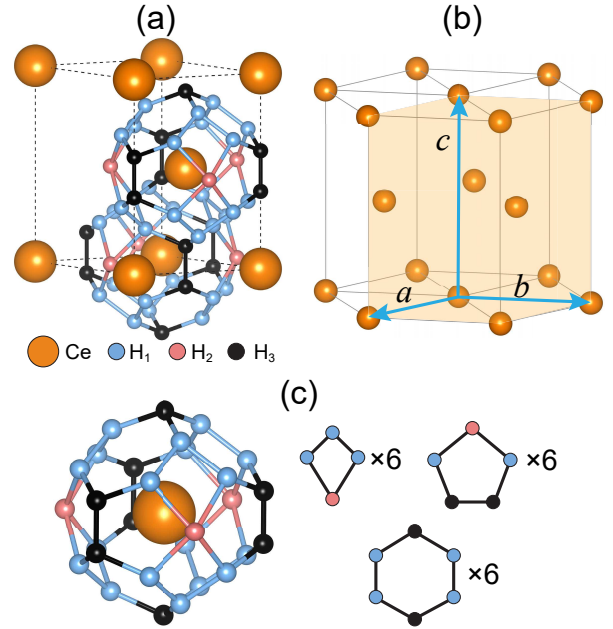


FIG. 1: (a) Optimized structure of CeH₉ at 100 GPa and (b) hexagonal-close-packed (hcp) lattice of Ce atoms. Three different species of H atoms, H₁, H₂, and H₃, exist in H₂₉ cage. The isolated H₂₉ cage surrounding a Ce atom is displayed in (c), together with its constituent parts, i.e., six tetragon rings, six pentagon rings, and six hexagon rings.

In this paper, we investigate the electronic structure and

bonding properties of CeH_9 at high pressure using first-principles DFT calculations with the inclusion of Hubbard on-site Coulomb interaction. The calculated band structure of CeH_9 shows a strong hybridization of the Ce $5p$ semicore and $4f/5d$ valence states with the H $1s$ state. We reveal that the delocalized nature of Ce $4f$ electrons contributes to yield a much larger chemical precompression of clathrate H_{29} cages along the c axis than in the a - b plane. Despite a strong hybridization between the Ce- and H-derived electronic states, our Bader charge analysis shows a charge transfer from Ce to H atoms, thereby suggesting that the bonding nature between the Ce atoms and H_{29} cages features the mixed ionic and covalent bonding. The present results provide new insight into understanding the underlying mechanism of the chemical precompression that requires relatively lower pressures for the synthesis of CeH_9 [5, 6], compared to other experimentally synthesized rare-earth hydrides LaH_{10} [3, 4] and YH_6 [7, 8].

Results and discussion

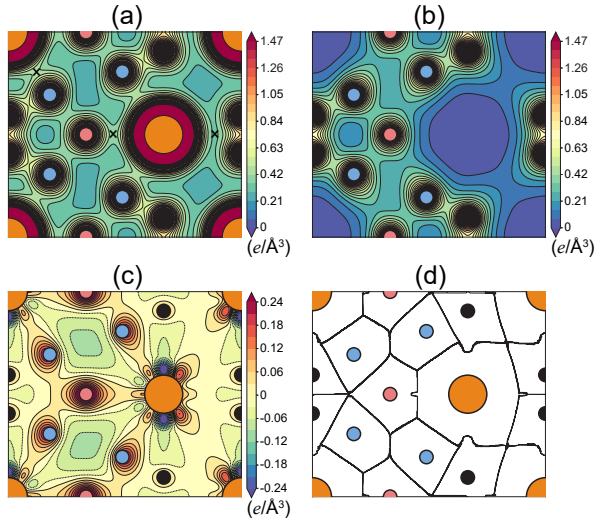


FIG. 2: Calculated total charge density ρ_{tot} of (a) CeH_9 and (b) isolated H_{29} cages. The saddle points of charge densities between Ce and $\text{H}_1/\text{H}_2/\text{H}_3$ atoms are marked “ \times ” in (a). The charge densities in (a) and (b) are plotted on the (110) plane with the contour spacings of $0.07 e/\text{\AA}^3$. The charge density difference $\Delta\rho$ (defined in the text) is displayed in (c), with the contour spacing of $\pm 0.03 e/\text{\AA}^3$. The Bader basins of Ce and H atoms are displayed in (d).

We begin by optimizing the structure of CeH_9 using the PBE + U calculation. Figure 1(a) shows the optimized structure of CeH_9 at a pressure of 100 GPa, which is the same pressure employed in previous DAC experiments [5, 6]. Here, Ce atoms form a hcp lattice [see Fig. 1(b)] with the lattice constants $a = b = 3.717 \text{ \AA}$ and $c = 5.666 \text{ \AA}$, in good agreement with the experimental [5, 6] data of $a = b = 3.66 \text{ \AA}$ and $c = 5.58 \text{ \AA}$. Meanwhile, the H_{29} cage surrounding a Ce atom is constituted by six tetragon rings, six pentagon rings, and six

hexagon rings [see Fig. 1(c)]. Note that there are three species of H atoms [termed H_1 , H_2 , and H_3 in Fig. 1(a)] composing the H_{29} cage. We find that the $\text{H}_1\text{—H}_1$, $\text{H}_1\text{—H}_2$, $\text{H}_1\text{—H}_3$, and $\text{H}_3\text{—H}_3$ bond lengths are 1.190, 1.486, 1.275, and 1.065 \AA , respectively. These H—H bond lengths in CeH_9 are close to those (0.98 and 1.21 \AA) predicted from metallic hydrogen at $\sim 500 \text{ GPa}$ [27]. It is thus likely that the synthesized [5, 6] binary compound CeH_9 with the clathrate H_{29} cages is able to generate H networks comparable to metallic hydrogen even at a low pressure of 100 GPa.

Figure 2(a) shows the calculated total charge density ρ_{tot} of CeH_9 . It is seen that H atoms in the H_{29} cage are bonded to each other with covalent-like bonding. Here, each H—H bond has a saddle point of charge density at its midpoint, similar to the C—C covalent bond in diamond [45]. The charge densities at the midpoints of the $\text{H}_1\text{—H}_2$, $\text{H}_1\text{—H}_3$, and $\text{H}_3\text{—H}_3$ bonds are 0.39, 0.56, and 0.85 $e/\text{\AA}^3$, respectively. These values in CeH_9 are larger than the corresponding ones [0.32, 0.45, and 0.76 $e/\text{\AA}^3$ in Fig. 2(b)] obtained from the isolated H_{29} cages whose structure is taken from the optimized structure of CeH_9 . This result implies that the H—H covalent bonds in CeH_9 are strengthened by a charge transfer from Ce to H atoms. Interestingly, the electrical charges of Ce and H atoms are connected to each other, reflecting a covalent-like bonding character. It is noteworthy that the charge densities at the points marked “ \times ” [in Fig. 2(a)] between Ce and $\text{H}_1/\text{H}_2/\text{H}_3$ atoms are close to that at the midpoint of the $\text{H}_1\text{—H}_2$ bond. This covalent nature of Ce—H bonds is attributed to a strong hybridization between the Ce and H electronic states, as discussed below.

To examine the charge transfer between Ce to H atoms, we calculate the charge density difference, defined as $\Delta\rho = \rho_{\text{tot}} - \rho_{\text{Ce}} - \rho_{\text{H}}$, where ρ_{Ce} and ρ_{H} represent the charge densities of the isolated Ce lattice [Fig. 1(b)] and the isolated H_{29} cages [Fig. 2(b)], respectively. As shown in Fig. 2(c), $\Delta\rho$ illustrates how electronic charge is transferred from Ce to H atoms. It is seen that the charge transfer occurs mostly from Ce to H_1 and H_2 . Meanwhile, the charge transfer from Ce to H_3 is minor. We further calculate the Bader charges [46] of CeH_9 to estimate the number of transferred electrons between Ce and H atoms. Figure 2(d) shows the Bader basins of the constituent atoms, obtained from the gradient of ρ_{tot} [46]. We find that the calculated Bader charges of Ce, H_1 , H_2 , and H_3 basins are $-9.47e$ (including the $5s^25p^6$ semicore electrons), $-1.34e$, $-1.31e$, and $-1.09e$, respectively. Thus, we can say that Ce atoms lose electrons of $2.53e$ per atom, while H_1 , H_2 , and H_3 atoms gain electrons of $0.34e$, $0.31e$, $0.09e$ per atom, respectively.

In Figure 3(a), we display the calculated band structure of CeH_9 , together with the local density of states (LDOS) for Ce and H atoms. The narrow bands located at $\sim 2 \text{ eV}$ above E_F originate from Ce $4f$ electrons, while those located at around -20 eV below E_F are associated with Ce $5p$ semicore electrons. It is noticeable that the LDOS shape of Ce atoms is very similar to that of H atoms in the energy range between -15 eV and E_F , indicating a strong hybridization between

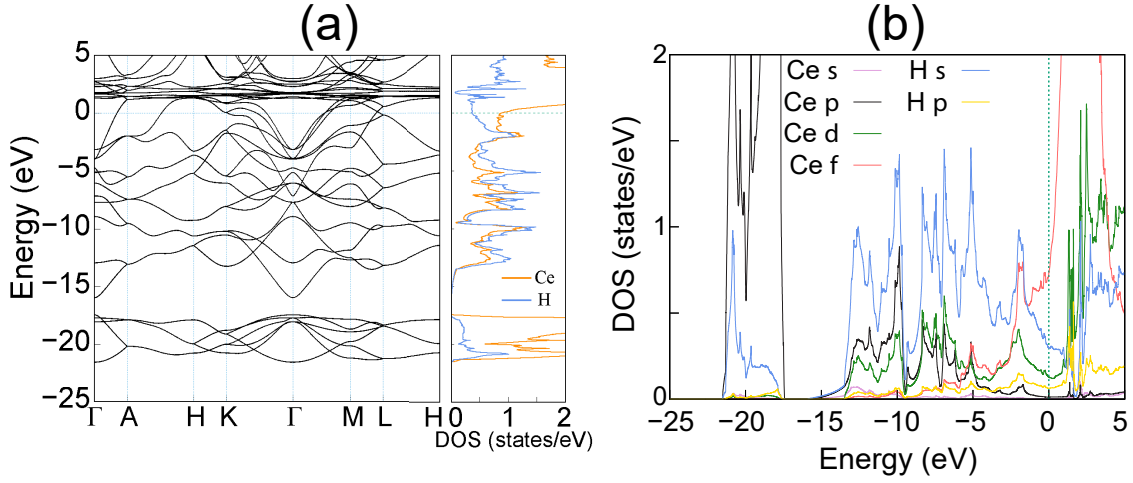


FIG. 3: (a) Calculated band structure of CeH_9 together with the LDOS for Ce and H atoms. The energy zero represents E_F . The PDOS of CeH_9 is also given in (b).

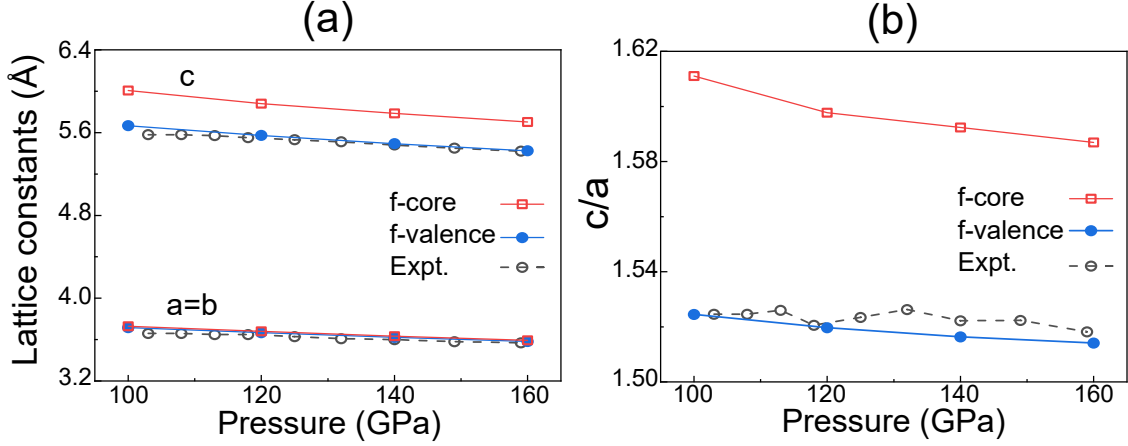


FIG. 4: (a) Calculated lattice constants of CeH_9 as a function of pressure using the f -valence scheme, in comparison with those obtained using the f -core scheme and experiment [5]. The resulting c/a ratios as a function of pressure are also given in (b).

Ce and H electronic states. In order to resolve the orbital characters of electronic states, we plot the partial density of states (PDOS) projected onto the Ce $5p$ -semicore and $4f/5d$ -valence states and the H $1s$ state in Fig. 3(b). We find that the Ce $5p$ -semicore states are extended upward to reach up to E_F , while the $4f$ - and $5d$ -valence states are distributed downward to about -10 and -13 eV below E_F , respectively. Hence, these delocalized semicore and valence states hybridize well with the H $1s$ state. Such a strong hybridization between Ce and H electrons is likely associated with the Ce-encapsulated spherical H-cage structure of CeH_9 . Consequently, the electron charges of Ce and H atoms show covalent characteristics between the Ce and $\text{H}_1/\text{H}_2/\text{H}_3$ atoms [see the “ \times ” points in Fig. 2(a)]. Based on this covalent feature of the Ce–H bonds and the charge transfer from Ce to H atoms, we can say that the bonding nature between the Ce atoms to H_{29} cages is characterized as a mixture of ionic and covalent.

As mentioned above, the synthesis of CeH_9 requires much

lower pressures 80–100 GPa [5, 6] compared to that (~ 170 GPa) for the synthesis of LaH_{10} [3, 4]. Since La and Ce atoms belong to lanthanides or f -block elements with electron configurations $[\text{Xe}]4f^05d^16s^2$ and $[\text{Xe}]4f^15d^16s^2$, respectively, one expects that the lower synthesis pressure of CeH_9 would be caused by the presence of the delocalized Ce $4f$ states [see Fig. 3(b)]. To confirm how the delocalized nature of Ce $4f$ electrons contributes to the chemical precompression of H_{29} cages, we optimize the structure of CeH_9 with varying pressure using the f -core scheme, where Ce $4f$ electrons are considered as core electrons. The band structure and PDOS of CeH_9 calculated using the f -core scheme are displayed in Fig. S1. We find that the band dispersions of the Ce $5d$ and H $1s$ states change largely around E_F because their hybridizations with the Ce $4f$ states are avoided in the f -core scheme. In Fig. 4(a), the lattice parameters computed using the f -core scheme are compared with those of the f -valence scheme as well as the experimental data [5]. We find that in the pres-

sure range between 100 and 160 GPa, both the f -core and f -valence schemes predict similar values for a and b , close to the experimental values [5]. However, the f -core scheme predicts larger c values than the f -valence scheme and experiment [5] by $\sim 6\%$ in the same pressure range. As a result, in contrast to both the f -valence scheme and experiment [5], the f -core scheme gives relatively larger values of the c/a ratio between 100 and 160 GPa [see Fig. 4(b)]. These results indicate that the delocalized nature of Ce $4f$ electrons plays an important role in determining the chemical precompression along the c axis, while it hardly affects the chemical precompression in the $a-b$ plane.

In order to check whether the localized/delocalized nature of Ce $4f$ electrons influences the dynamical stability of CeH₉, we calculate the phonon spectrum at 100 GPa using both the f -core and f -valence schemes. The calculated phonon spectrum of the f -core scheme exhibits negative frequencies in the whole Brillouin zone [see Fig. S2(a) in the Supplementary information], indicating that CeH₉ is dynamically unstable. On the other hand, the f -valence scheme shows that CeH₉ is dynamically stable without any negative-frequency phonon mode [see Fig. S2(b)]. Therefore, we can say that the delocalized nature of Ce $4f$ electrons is necessary for stabilizing the clathrate structure of CeH₉.

Conclusion

Our first-principles DFT + U calculations for CeH₉ have shown that (i) the Ce $5p$ semicore and $4f/5d$ valence states strongly hybridize with the H $1s$ state, (ii) the charge transfer occurs mostly from Ce to H₁ and H₂ atoms, and (iii) the delocalized nature of Ce $4f$ electrons is an essential ingredient in the chemical precompression of clathrate H₂₉ cages. The present results not only suggest that the bonding nature between the Ce atoms and H cages is characterized as a mixture of ionic and covalent, but also provide an explanation for the enhanced chemical precompression in CeH₉. It is thus proposed that the large chemical precompression of H-rich clathrate structures can be attained in rare-earth hydrides with delocalized $4f$ electrons.

Methods

Our DFT calculations were performed using the Vienna *ab initio* simulation package with the projector-augmented wave method [47–49]. For the exchange-correlation energy, we employed the generalized-gradient approximation functional of Perdew-Burke-Ernzerhof (PBE) [50]. The $5s^25p^6$ semicore electrons of Ce atom were included in the electronic-structure calculations. For Ce $4f$ electrons, we considered the effective on-site Coulomb interaction of $U_{\text{eff}} (= U - J) = 4$ eV, where the Hubbard parameter U is 4.5 eV and the exchange interaction parameter J is 0.5 eV [5]. A plane-wave basis was used with a kinetic energy cutoff of 1000 eV. The \mathbf{k} -space integration was

done with $12 \times 12 \times 8$ k points for the structure optimization and $24 \times 24 \times 16$ k points for the DOS calculation. All atoms were allowed to relax along the calculated forces until all the residual force components were less than 0.005 eV/Å. Phonon calculations were performed by a finite displacement method with the PHONOPY code [51]

* Electronic address: chojh@hanyang.ac.kr

- [1] Bi, T.; Zarifi, N.; Terpstra, T. & Zurek, E. The search for superconductivity in high pressure hydrides. *Reference Module in Chemistry, Molecular Science and Chemical Engineering* (2020).
- [2] Flores-Livas, J. A. *et al.* A perspective on conventional high-temperature superconductors at high pressure: Methods and materials. *Phys. Rep.* **856**, 1 (2020).
- [3] Somayazulu, M. *et al.* Evidence for superconductivity above 260 K in lanthanum superhydride at megabar pressures. *Phys. Rev. Lett.* **122**, 027001 (2019).
- [4] Drozdov, A. P. *et al.* Superconductivity at 250 K in lanthanum hydride under high pressures. *Nature* **569**, 528 (2019).
- [5] Li, X. *et al.* Polyhydride CeH₉ with an atomic-like hydrogen clathrate structure. *Nat. Commun.* **10**, 3461 (2019).
- [6] Salke, N. P. *et al.* Synthesis of clathrate cerium superhydride CeH₉ at 80-100 GPa with atomic hydrogen sublattice. *Nat. Commun.* **10**, 4453 (2019).
- [7] Kong, P. P. *et al.* Superconductivity up to 243 K in yttrium hydrides under high pressure. arXiv:1909.10482 (2019).
- [8] Troyan, I. A. *et al.* Synthesis and superconductivity of yttrium hexahydride Im $\bar{3}m$ -YH₆. arXiv:1908.01534 (2019).
- [9] Peng, F. *et al.* Hydrogen clathrate structures in rare earth hydrides at high pressures: possible route to room-temperature superconductivity. *Phys. Rev. Lett.* **119**, 107001 (2017).
- [10] Liu, H., Naumov, I. I., Hoffmann, R., Ashcroft, N. W. & Hemley, R. J. Potential high-T_c superconducting lanthanum and yttrium hydrides at high pressure. *Proc. Natl. Acad. Sci. USA* **114**, 6990 (2017).
- [11] Bardeen, J.; Cooper, L. N. & Schrieffer, J. R. Microscopic theory of superconductivity. *Phys. Rev.* **106**, 162 (1957).
- [12] Schilling, A., Cantoni, M., Guo, J. D. & Ott, H. R. Superconductivity above 130 K in the HgBaCaCuO system. *Nature* **363**, 56 (1993).
- [13] Varma, C. High-temperature superconductivity: mind the pseudogap. *Nature* **468**, 184 (2010).
- [14] Yang, J. *et al.* Superconductivity at 53.5 K in GdFeAsO_{1- δ} . *Supercond. Sci. Technol.* **21**, 8 (2008).
- [15] Wu, G. *et al.* Superconductivity at 56 K in samarium-doped SrFeAsF. *J. Phys. Condens. Matter* **21**, 14 (2009).
- [16] Zhou, D. *et al.* Superconducting praseodymium superhydrides. *Sci. Adv.* **6**, eaax6849 (2020).
- [17] Zhou, D. *et al.* High-pressure synthesis of magnetic neodymium polyhydrides. *J. Am. Chem. Soc.* **142**, 2803 (2020).
- [18] Salke, N. P. *et al.* Prediction and synthesis of dysprosium hydride phases at high pressure. *Inorg. Chem.* **59**, 5303 (2020).
- [19] Mozaffari, S. *et al.* Superconducting phase diagram of H₃S under high magnetic fields. *Nat. Commun.* **10**, 2522 (2019).
- [20] Lesik, M. *et al.* Magnetic measurements on micrometer-sized samples under high pressure using designed NV centers. *Science*, **366**, 1359 (2019).
- [21] Sun, Y., Lv, J., Xie, Y., Liu, H. & Ma, Y. Route to a superconducting phase above room temperature in electron-doped

- hydride compounds under high pressure. *Phys. Rev. Lett.* **123**, 097001 (2019).
- [22] Zhao, Z. *et al.* Predicted pressure-induced superconducting transition in electride Li_6P . *Phys. Rev. Lett.* **122**, 097002 (2019).
- [23] Bassett, W. A. Diamond anvil cell 50th birthday. *High Press. Res.* **29**, 163 (2009).
- [24] Mao, H. K., Chen, X. J., Ding, Y., Li, B. & Wang, L. Solids, liquids, and gases under high pressure. *Rev. Mod. Phys.* **90**, 015007 (2018).
- [25] McMahon, J. M., Morales, M. A., Pierleoni, C. & Ceperley, D. M. The properties of hydrogen and helium under extreme conditions. *Rev. Mod. Phys.* **84**, 1607 (2012).
- [26] McMinis, J., Clay, R. C., Lee, D. & Morales, M. A. Molecular to atomic phase transition in hydrogen under high pressure. *Phys. Rev. Lett.* **114**, 105305 (2015).
- [27] Borinaga, M., Errea, I., Calandra, M., Mauri, F. & Bergara, A. Anharmonic effects in atomic hydrogen: superconductivity and lattice dynamical stability. *Phys. Rev. B* **93**, 174308 (2016).
- [28] Dias R. P. & Silvera, I. F. Observation of the Wigner-Huntington transition to metallic hydrogen. *Science* **355**, 715 (2017).
- [29] Ashcroft, N. W. Hydrogen dominant metallic alloys: high temperature superconductors? *Phys. Rev. Lett.* **92**, 187002 (2004).
- [30] Feng, J. *et al.* Structures and potential superconductivity in SiH_4 at high pressure: en route to metallic hydrogen. *Phys. Rev. Lett.* **96**, 017006 (2006).
- [31] Eremets, M. I., Trojan, I. A., Medvedev, S. A., Tse, J. S. & Yao, Y. Superconductivity in hydrogen dominant materials: silane. *Science* **319**, 1506 (2008).
- [32] Liu, L. *et al.* Microscopic mechanism of room-temperature superconductivity in compressed LaH_{10} . *Phys. Rev. B* **99**, 140501(R) (2019).
- [33] Wang, C., Yi, S. & Cho, J.-H. Pressure dependence of the superconducting transition temperature of compressed LaH_{10} . *Phys. Rev. B* **100**, 060502(R) (2019).
- [34] Wang, C., Yi, S. & Cho, J.-H. Multiband nature of room-temperature superconductivity in LaH_{10} at high pressure. *Phys. Rev. B* **101**, 104506 (2020).
- [35] Heil, C., Cataldo, S., Bachelet, G. B. & Boeri, L. Superconductivity in sodalite-like yttrium hydride clathrates. *Phys. Rev. B* **99**, 220502(R) (2019).
- [36] Errea, I. *et al.* Quantum crystal structure in the 250-kelvin superconducting lanthanum hydride. *Nature (London)* **578**, 66 (2020).
- [37] Pépin, C. M., Geneste, G., Dewaele, A., Mezouar, M. & Loubeyre, P. Synthesis of FeH_5 : a layered structure with atomic hydrogen slabs. *Science* **357**, 382 (2017).
- [38] Silvi, B. & Savin, A. Classification of chemical bonds based on topological analysis of electron localization functions. *Nature* **371**, 683 (1994).
- [39] Tada, T., Takemoto, S., Matsuishi, S. & Hosono, H. High-throughput ab initio screening for two-dimensional electride materials. *Inorg. Chem.* **53**, 10347 (2014).
- [40] Ysui, Y., Dasari, P. L. V. K., Elatresh, S. F., Hoffmann, R. & Ashcroft, N. W. Structural diversity and electron confinement in Li_4N : potential for 0-D, 2-D, and 3-D electrides. *J. Am. Chem. Soc.* **138**, 14108 (2016).
- [41] Zhang, Y., Wang, H., Wang, Y., Zhang, L. & Ma, Y. Computer-assisted inverse design of inorganic electride. *Phys. Rev. X* **7**, 011017 (2017).
- [42] Miao, M. & Hoffmann, R. High-Pressure Electrides: The Chemical nature of interstitial quasiatoms. *J. Am. Chem. Soc.* **137**, 3631 (2015).
- [43] Wang, J., Zhu, Q., Wang, Z. & Hosono, H. Ternary inorganic electrides with mixed bonding. *Phys. Rev. B* **99**, 064104 and references therein (2019).
- [44] Zhao, Z. *et al.* Predicted pressure-induced superconducting transition in electride Li_6P . *Phys. Rev. Lett.* **122**, 097002 (2019).
- [45] Kaxiras, E. *Atomic and Electronic Structure of Solids*. Cambridge University Press, New York, 2003; pp 152.
- [46] Bader, R. F. W. Atoms in molecules. *Acc. Chem. Res.* **18**, 9 (1985).
- [47] Kresse, G. & Hafner, J. *Abinitio* molecular dynamics for open-shell transition metals. *Phys. Rev. B* **48**, 13115 (1993).
- [48] Kresse, G. & Furthmüller, J. Efficiency of ab-initio total energy calculations for metals and semiconductors using a plane-wave basis set. *Comput. Mater. Sci.* **6**, 15 (1996).
- [49] Blöchl, P. E. Projector augmented-wave method. *Phys. Rev. B* **50**, 17953 (1994).
- [50] Perdew, J. P., Burke, K. & Ernzerhof, M. Generalized Gradient Approximation Made Simple. *Phys. Rev. Lett.* **1996**, 77, 3865; **78**, 1396 (1997).
- [51] Togo, A. & Tanaka, I. First principles phonon calculations in materials science. *Scr. Mater.* **108**, 1 (2015).

Acknowledgements

This work was supported by the National Research Foundation of Korea (NRF) grant funded by the Korean Government (Grants No. 2019R1A2C1002975, No. 2016K1A4A3914691, and No. 2015M3D1A1070609). The calculations were performed by the KISTI Supercomputing Center through the Strategic Support Program (Program No. KSC-2019-CRE-0183) for the supercomputing application research.

Author Contributions

H.J., C.W., and S. Y. contributed equally to this work. J.H.C. designed the research; H.J. and C.W. performed the theoretical calculations; all the authors analyzed the data and wrote the paper.

Additional Information

Competing financial interests The authors declare no competing financial interests.

Supporting Information for "Origin of enhanced chemical precompression in cerium hydride CeH₉"

1. Band structure and PDOS of CeH₉ in the *f*-core scheme

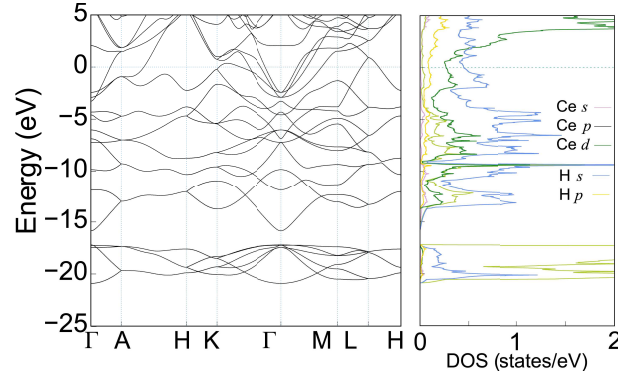


FIG. S1: (a) Band structure and PDOS of CeH₉ at 100 GPa, calculated using the *f*-core scheme. Here, we use a special pseudopotential of Ce, in which *f* electrons are kept frozen in the core.

2. Phonon spectra and DOS of CeH₉ in the *f*-core and *f*-valence schemes

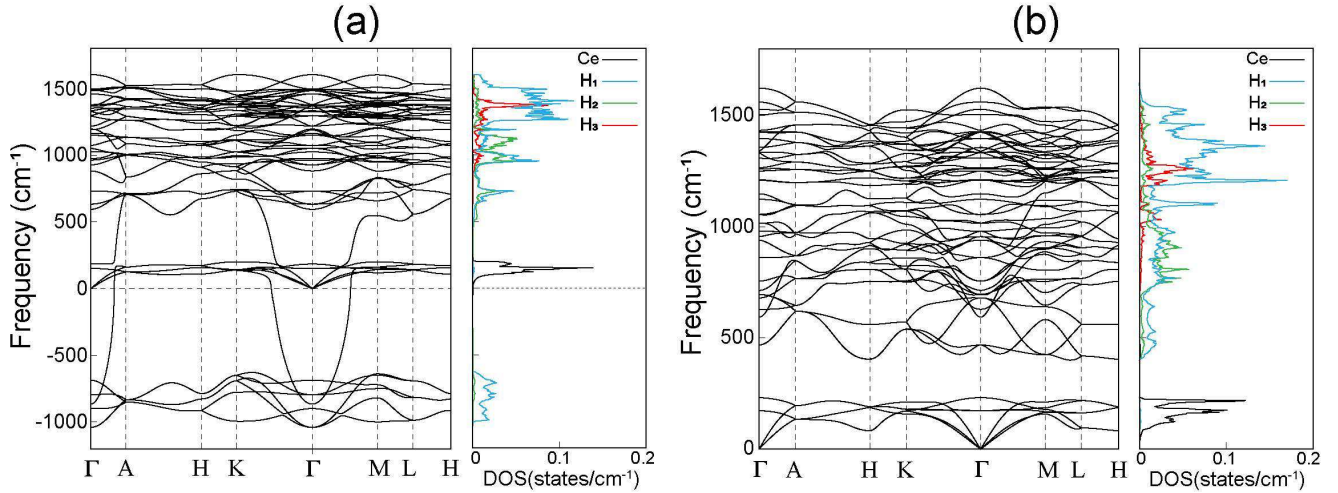


FIG. S2: Phonon spectrum and DOS of CeH₉ at 100 GPa, calculated using the (a) *f*-core (b) *f*-valence schemes. The phonon DOS is projected onto Ce, H₁, H₂, and H₃ atoms. Here, the phonon spectra and DOS are obtained using the finite displacement method implemented in PHONOPY package, where the forces are calculated using the VASP code with a 2×2×2 supercell.