

When is best subset selection the “best”?

Jianqing Fan*

Department of ORFE, Princeton University

Yongyi Guo

Department of ORFE, Princeton University

and

Ziwei Zhu†

Department of Statistics, University of Michigan, Ann Arbor

July 6, 2020

Abstract

Best subset selection (BSS) is fundamental in statistics and machine learning. Despite the intensive studies of it, the fundamental question of when BSS is truly the “best”, namely yielding the oracle estimator, remains partially answered. In this paper, we address this important issue by giving a weak sufficient condition and a strong necessary condition for BSS to exactly recover the true model. We also give a weak sufficient condition for BSS to achieve the sure screening property. On the optimization aspect, we find that the exact combinatorial minimizer for BSS is unnecessary: all the established statistical properties for the best subset carry over to any sparse model whose residual sum of squares is close enough to that of the best subset. In particular, we show that an iterative hard thresholding (IHT) algorithm can find a sparse subset with the sure screening property within logarithmic steps; another round of BSS within this set can recover the true model. The simulation studies and real data examples show that IHT yields lower false discovery rates and

*The author gratefully acknowledges *ONR grant N00014-19-1-2120, NSF grant DMS-1662139 and NIH grant R01-GM072611-16.*

†The author gratefully acknowledges *NSF grant DMS-2015366.*

higher true positive rates than the competing approaches including LASSO, SCAD and SIS.

Keywords: Best Subset Selection, Iterative Hard Thresholding, High-Dimensional Variable Selection, Model Consistency, True Positive Rate

1 Introduction

Variable selection in high-dimensional sparse regression has been one of the most central topics in statistics for decades. Consider n independent and identically distributed (i.i.d.) observations $\{\mathbf{x}_i, y_i\}_{i=1}^n$ from a linear model:

$$y_i = \mathbf{x}_i^\top \boldsymbol{\beta}^* + \epsilon_i, \quad i \in [n], \quad (1.1)$$

where \mathbf{x}_i is a p -dimensional design vector, ϵ_i is random noise that is independent of \mathbf{x}_i and has sub-Gaussian norm $\|\epsilon_i\|_{\psi_2}$ bounded by σ , $\boldsymbol{\beta}^* \in \mathbb{R}^p$ and $\|\boldsymbol{\beta}^*\|_0 = s < n$. The major goal of high-dimensional variable selection is to learn the active set of the true regression coefficients, namely $\mathcal{S}^* := \{j : \beta_j^* \neq 0\}$, when p enormously exceeds n .

One well-established principle for high-dimensional variable selection is to penalize empirical risk by model complexity, thus encouraging sparse solutions. Specifically, consider

$$\widehat{\boldsymbol{\beta}}^{\text{pen}} := \operatorname{argmin}_{\boldsymbol{\beta} \in \mathbb{R}^p} \mathcal{L}(\boldsymbol{\beta}) + \rho_\lambda(\boldsymbol{\beta}), \quad (1.2)$$

where $\mathcal{L}(\boldsymbol{\beta})$ is a loss function, and where $\rho_\lambda(\boldsymbol{\beta})$ is a model regularizer. Classical approaches such as AIC (Akaike, 1974, 1998), BIC (Schwarz, 1978) and Mallows's C_p (Mallows, 1973) use the model size, i.e., the L_0 -norm of the regression coefficients, to penalize negative log-likelihood. Though rendering nice sampling properties (Barron et al., 1999; Zhang and Zhang, 2012), such L_0 -regularized methods are notorious for its computational infeasibility; in general the program has been shown to be NP-hard (Foster et al., 2015). The past three decades or so have witnessed massive endeavors on pursuing alternative penalty functions that yield both strong statistical guarantee and computational expediency in the high-dimensional regime. Such efforts have given rise to a myriad of pivotal and powerful

methods for variable selection, such as the SCAD (Fan and Li, 2001; Fan and Peng, 2004; Fan et al., 2018), LASSO (Tibshirani, 1996; Chen et al., 1998; Zhao and Yu, 2006), adaptive LASSO (Zou, 2006), elastic net (Zou and Hastie, 2005), MCP (Zhang, 2010), among others. We also refer the readers to Bühlmann and Van De Geer (2011), Wainwright (2019) and Fan et al. (2020) for comprehensive introduction to recent development in high-dimensional variable selection.

Theoretically, there has been intensive study on when these penalized methods enjoy model consistency, i.e., recovering the true model with probability converging to one as $n, p \rightarrow \infty$. Zhao and Yu (2006) establish the sufficient and nearly necessary conditions for model consistency of the LASSO estimator $\hat{\beta}^{\text{LASSO}}$. One of the most crucial conditions involved is the well-known irrepresentable condition, which says that there exists a constant $\eta > 0$ such that

$$\left\| \widehat{\Sigma}_{(\mathcal{S}^*)^c \mathcal{S}^*} (\widehat{\Sigma}_{\mathcal{S}^* \mathcal{S}^*})^{-1} \text{sign}(\beta_{\mathcal{S}^*}^*) \right\|_{\infty} \leq 1 - \eta, \quad (1.3)$$

where $\widehat{\Sigma}_{\mathcal{S}^* \mathcal{S}^*}$ is the sample covariance of $\mathbf{X}_{\mathcal{S}^*}$ and $\widehat{\Sigma}_{(\mathcal{S}^*)^c \mathcal{S}^*}$ is the sample cross covariance between $\mathbf{X}_{(\mathcal{S}^*)^c}$ and $\mathbf{X}_{\mathcal{S}^*}$. Informally speaking, if we regress any spurious covariate on the true covariates, (1.3) requires the ℓ_1 -norm of the resulting regression coefficient vector to be bounded by $1 - \eta$, which is generally believed being restrictive in practice: The bigger the true model, the harder the condition to satisfy.

Nonconvex regularization comes as a remedy for this. It corrects the bias induced by ℓ_1 -regularization, thereby being able to achieve selection consistency without the irrepresentable condition (Fan and Lv, 2011). Let $\mu_* := \min_{j \in \mathcal{S}^*} |\beta_j^*|$. Zhang (2010) shows that when $\mu_* \gtrsim \sqrt{\log p/n}$, MCP enjoys selection consistency under a sparse Riesz condition on

\mathbf{X} , i.e.,

$$c_* \leq \min_{|\mathcal{A}| \leq m} \lambda_{\min}(\boldsymbol{\Sigma}_{\mathcal{A}\mathcal{A}}) \leq \max_{|\mathcal{A}| \leq m} \lambda_{\max}(\boldsymbol{\Sigma}_{\mathcal{A}\mathcal{A}}) \leq c^*,$$

where $\boldsymbol{\Sigma}_{\mathcal{A}\mathcal{A}}$ is the population covariance of $\mathbf{X}_{\mathcal{A}}$, and where $m \gtrsim s$. Fan et al. (2018) propose an iterative local adaptive majorize-minimization (I-LAMM) algorithm for empirical risk minimization with folded concave penalty. Under a general likelihood framework, they show that only a local Riesz condition suffices to ensure model consistency. Specifically, for any sparsity $m \in [p]$ and neighborhood radius r , define the maximum and minimum localized sparse eigenvalues (LSE) of $\nabla^2 \mathcal{L}$ around $\boldsymbol{\beta}^*$ as follows:

$$\begin{aligned} \rho_+(m, r) &:= \sup_{\mathbf{u}, \boldsymbol{\beta}} \left\{ \mathbf{u}_J^\top \nabla^2 \mathcal{L}(\boldsymbol{\beta}) \mathbf{u}_J : \|\mathbf{u}_J\|_2^2 = 1, |J| \leq m, \|\boldsymbol{\beta} - \boldsymbol{\beta}^*\|_2 \leq r \right\}, \\ \rho_-(m, r) &:= \inf_{\mathbf{u}, \boldsymbol{\beta}} \left\{ \mathbf{u}_J^\top \nabla^2 \mathcal{L}(\boldsymbol{\beta}) \mathbf{u}_J : \|\mathbf{u}_J\|_2^2 = 1, |J| \leq m, \|\boldsymbol{\beta} - \boldsymbol{\beta}^*\|_2 \leq r \right\}. \end{aligned} \quad (1.4)$$

I-LAMM is proved to enjoy model consistency if ρ_+ and ρ_- are bounded from above and below respectively with $r \asymp s$, $m \asymp \sqrt{s \log p/n}$ and $\mu_* \gtrsim \sqrt{\log p/n}$.

Recent advancement in algorithms and hardware has sparked a revival of interest in the best subset selection (BSS) despite its computational hardness. Bertsimas et al. (2016) propose and study a Mixed Integer Optimization (MIO) approach for solving the classical BSS problem, i.e.,

$$\widehat{\boldsymbol{\beta}}^{\text{best}}(\widehat{s}) := \operatorname{argmin}_{\boldsymbol{\beta} \in \mathbb{R}^p, \|\boldsymbol{\beta}\|_0 \leq \widehat{s}} \mathcal{L}(\boldsymbol{\beta}), \quad (1.5)$$

where \widehat{s} is an estimator of the sparsity. In the sequel, for conciseness we drop \widehat{s} when we write $\widehat{\boldsymbol{\beta}}^{\text{best}}(\widehat{s})$. They show that the MIO algorithm can find a near-optimal solution of (1.5) within minutes when n is in the 100s and p is in the 1000s. Their simulations also suggest that when a spurious predictor is highly correlated with a true predictor in

the high-dimensional setup, LASSO tends to select a dense model and thus yields much worse prediction performance than the MIO (see Fig. 8 therein). Hastie et al. (2017) expand the simulation experiments of Bertsimas et al. (2016) and show that in terms of the prediction risk, BSS performs better than LASSO when the signal-to-noise ratio (SNR) is high, while performing worse than LASSO when the SNR is low. These works motivate us to systematically investigate the variable selection properties of BSS and compare them with those of LASSO and SCAD.

To our best knowledge, Shen et al. (2012) and Shen et al. (2013) are the earliest works on the variable selection properties of BSS. They establish the optimality of BSS in terms of variable selection, in the sense that it achieves model consistency under a “minimal separation condition” that is proved to be necessary for model consistency. Specifically, Shen et al. (2013) define the following degree of separation to characterize the difficulty of high-dimensional variable selection:

$$C_{\min}(\boldsymbol{\beta}^*, \mathbf{X}) := \min_{\substack{|\mathcal{S}| \leq s, \boldsymbol{\beta} \in \mathbb{R}^p, \\ \text{supp}(\boldsymbol{\beta}) = \mathcal{S}}} \frac{1}{n \max(|\mathcal{S}^* \setminus \mathcal{S}|, 1)} \|\mathbf{X}\boldsymbol{\beta}^* - \mathbf{X}\boldsymbol{\beta}\|_2^2,$$

where $\mathbf{X} = (\mathbf{x}_1, \mathbf{x}_2, \dots, \mathbf{x}_n)^\top$. They show that the selection consistency requires that $C_{\min}(\boldsymbol{\beta}^*, \mathbf{X}) \gtrsim \sigma^2 \log p/n$, where $\sigma := \sqrt{\text{var}(\epsilon_1)}$, and that $\hat{\boldsymbol{\beta}}^{\text{best}}(s)$ and its computational surrogate based on truncated ℓ_1 penalty consistently (TLP) recovers \mathcal{S}^* when $C_{\min}(\boldsymbol{\beta}^*, \mathbf{X}) \gtrsim \sigma^2 \log p/n$.

In this paper, we focus on the model selection properties of BSS and an iterative hard thresholding (IHT) algorithm that provably solves the BSS problem with relaxed sparsity constraint (Jain et al., 2014). More specifically, this IHT algorithm can find a solution $\hat{\boldsymbol{\beta}}^{\text{iht}}$ with sparsity slightly larger than \hat{s} , such that $\mathcal{L}(\hat{\boldsymbol{\beta}}^{\text{iht}})$ is below $\mathcal{L}(\hat{\boldsymbol{\beta}}^{\text{best}}(\hat{s}))$, the minimum

of the objective function in the best \widehat{s} -subset selection problem. We establish the model selection properties of $\widehat{\boldsymbol{\beta}}^{\text{iht}}$. To achieve this, we need to take into account both statistical and optimization error in a non-asymptotic manner, which distinguishes our work from Shen et al. (2012) and Shen et al. (2013). Given an estimator $\widehat{\boldsymbol{\beta}}$, define its true positive rate (TPR) as

$$\text{TPR}(\widehat{\boldsymbol{\beta}}) := \frac{|\text{supp}(\widehat{\boldsymbol{\beta}}) \cap \mathcal{S}^*|}{|\mathcal{S}^*|},$$

and define its false discovery rate (FDR) as

$$\text{FDR}(\widehat{\boldsymbol{\beta}}) := \frac{|\text{supp}(\widehat{\boldsymbol{\beta}}) \cap (\mathcal{S}^*)^c|}{\min(|\text{supp}(\widehat{\boldsymbol{\beta}})|, 1)}.$$

Our major contributions are threefold:

1. We identify a crucial quantity, i.e., *the conditional covariance of the false negative predictors given the false positive ones*, that determines whether $\widehat{\boldsymbol{\beta}}^{\text{best}}$ or its approximation achieves exact model recovery. Specifically, for any $\mathcal{S} \subset \{1, \dots, p\}$ with $|\mathcal{S}| = s$, define

$$\widehat{\mathbf{D}}(\mathcal{S}) := \widehat{\boldsymbol{\Sigma}}_{\mathcal{S}^* \setminus \mathcal{S}, \mathcal{S}^* \setminus \mathcal{S}} - \widehat{\boldsymbol{\Sigma}}_{\mathcal{S}^* \setminus \mathcal{S}, \mathcal{S}} \widehat{\boldsymbol{\Sigma}}_{\mathcal{S}, \mathcal{S}}^{-1} \widehat{\boldsymbol{\Sigma}}_{\mathcal{S}, \mathcal{S}^* \setminus \mathcal{S}}. \quad (1.6)$$

$\widehat{\mathbf{D}}(\mathcal{S})$ can be regarded as the empirical conditional covariance of $\mathbf{x}_{\mathcal{S}^* \setminus \mathcal{S}}$ given $\mathbf{x}_{\mathcal{S}}$. Define $\widehat{\lambda}_m := \min_{|\mathcal{S}|=s, \mathcal{S} \neq \mathcal{S}^*} \lambda_{\min}(\widehat{\mathbf{D}}(\mathcal{S}))$. Theorems 2.1 and 2.2 show that the lower $\widehat{\lambda}_m$, the harder for BSS to identify the true model \mathcal{S}^* (see Remark (2.2) for the details).

2. We explicitly characterize $\text{TPR}(\widehat{\boldsymbol{\beta}}^{\text{best}})$ when the sparsity is overestimated (see Theorem 2.3 for the details). In particular, we show that the more the sparsity estimator \widehat{s} exceeds s , the stronger signal is required to guarantee sure screening of $\widehat{\boldsymbol{\beta}}^{\text{best}}$, i.e.,

$$\text{TPR}(\widehat{\boldsymbol{\beta}}^{\text{best}}) = 1.$$

3. We study a variant of the IHT algorithm and provide a TPR guarantee of its solution $\widehat{\boldsymbol{\beta}}^{\text{iht}}$. If the true sparsity s is known, a further application of BSS on the support of $\widehat{\boldsymbol{\beta}}^{\text{iht}}$ can yield exactly the true model. Our simulations demonstrate that $\widehat{\boldsymbol{\beta}}^{\text{iht}}$ exhibits remarkably higher TPR than LASSO and SCAD at the same level of FDR, especially in the presence of strong correlation.

The rest of the paper is organized as follows. Section 2 analyzes the model selection properties of BSS when the sparsity is either known or overestimated. Section 3 introduces the IHT algorithm and establishes the TPR guarantee of its solution. Section 4 compares the TPR-FDR curve of IHT with those of LASSO, SCAD and SIS under different signal-to-noise ratios and correlation structure of the design. Finally, Section 5 analyzes two real datasets on diabetes and macroeconomics respectively to illustrate the power of the IHT algorithm in model selection.

2 Model selection properties of BSS

2.1 Model consistency of BSS with known sparsity

Our first main message is that BSS requires even less than the existing nonconvex regularized methods to achieve model consistency, as shown in Theorem 2.1 below. For any set $\mathcal{S} \subseteq [p]$, define the sum of squared residuals $R_{\mathcal{S}}$ of \mathbf{y} on $\mathbf{X}_{\mathcal{S}}$ as

$$R_{\mathcal{S}} := \mathbf{y}^{\top} \{ \mathbf{I} - \mathbf{X}_{\mathcal{S}} (\mathbf{X}_{\mathcal{S}}^{\top} \mathbf{X}_{\mathcal{S}})^{-1} \mathbf{X}_{\mathcal{S}}^{\top} \} \mathbf{y} = \mathbf{y}^{\top} (\mathbf{I} - \mathbf{P}_{\mathbf{X}_{\mathcal{S}}}) \mathbf{y},$$

where $\mathbf{X}_{\mathcal{S}}$ is a matrix comprised of only the columns of \mathbf{X} with indices in \mathcal{S} , and where $\mathbf{P}_{\mathbf{X}_{\mathcal{S}}} := \mathbf{X}_{\mathcal{S}}(\mathbf{X}_{\mathcal{S}}^{\top}\mathbf{X}_{\mathcal{S}})^{-1}\mathbf{X}_{\mathcal{S}}^{\top}$ is the projection matrix correspondent to the column space of $\mathbf{X}_{\mathcal{S}}$. Let $\widehat{\boldsymbol{\Sigma}} := n^{-1}\mathbf{X}^{\top}\mathbf{X}$ be the sample covariance matrix, and for any two sets $\mathcal{S}_1, \mathcal{S}_2 \subset \{1, 2, \dots, p\}$, let $\widehat{\boldsymbol{\Sigma}}_{\mathcal{S}_1, \mathcal{S}_2}$ be the submatrix of $\widehat{\boldsymbol{\Sigma}}$ containing the intersection of the rows indexed in \mathcal{S}_1 and columns indexed in \mathcal{S}_2 . The following theorem gives a sufficient condition for BSS to recover exactly the true model for fixed designs.

Theorem 2.1. *For any $p \geq 3$ and sparsity estimate \widehat{s} , define*

$$\tau_*(\widehat{s}) := \min_{\mathcal{S} \in \mathcal{A}(\widehat{s})} \frac{\boldsymbol{\beta}_{\mathcal{S}^* \setminus \mathcal{S}}^{*\top} \widehat{\mathbf{D}}(\mathcal{S}) \boldsymbol{\beta}_{\mathcal{S}^* \setminus \mathcal{S}}^*}{|\mathcal{S} \setminus \mathcal{S}^*|},$$

where $\mathcal{A}(\widehat{s}) := \{\mathcal{S} \subset [p] : |\mathcal{S}| = \widehat{s}, \mathcal{S} \neq \mathcal{S}^*\}$ represents the set of all false active sets of size \widehat{s} , and where $\widehat{\mathbf{D}}(\mathcal{S})$ is defined as in (1.6). Then there exists a universal constant $C > 1$, such that for any $\xi > C$ and $0 \leq \eta < 1$, whenever

$$\tau_*(s) \geq \left(\frac{4\xi}{1-\eta} \right)^2 \frac{\sigma^2 \log p}{n}, \quad (2.1)$$

we have with probability at least $1 - 8sp^{-(C^{-1}\xi-1)}$ that

$$\left\{ \widehat{\mathcal{S}} : \widehat{\mathcal{S}} \subset [p], |\widehat{\mathcal{S}}| = s, R_{\widehat{\mathcal{S}}} \leq \min_{\mathcal{S} \subset [p], |\mathcal{S}|=s} R_{\mathcal{S}} + n\eta\tau_*(s) \right\} = \{\mathcal{S}^*\}, \quad (2.2)$$

which, in particular, implies that $\mathcal{S}^* = \operatorname{argmin}_{\mathcal{S} \subset [p], |\mathcal{S}|=s} R_{\mathcal{S}}$.

Remark 2.1. Consider the population counterpart $\mathbf{D}(\mathcal{S})$ of $\widehat{\mathbf{D}}(\mathcal{S})$:

$$\mathbf{D}(\mathcal{S}) := \boldsymbol{\Sigma}_{\mathcal{S}^* \setminus \mathcal{S}, \mathcal{S}^* \setminus \mathcal{S}} - \boldsymbol{\Sigma}_{\mathcal{S}^* \setminus \mathcal{S}, \mathcal{S}} \boldsymbol{\Sigma}_{\mathcal{S}, \mathcal{S}}^{-1} \boldsymbol{\Sigma}_{\mathcal{S}, \mathcal{S}^* \setminus \mathcal{S}}.$$

Note that when \mathbf{x}_1 follows a multivariate normal distribution, $\mathbf{D}_{\mathcal{S}}$ is the conditional covariance matrix of $[\mathbf{x}_1]_{\mathcal{S}^* \setminus \mathcal{S}}$ given $[\mathbf{x}_1]_{\mathcal{S}}$, i.e.,

$$\mathbf{D}(\mathcal{S}) = \text{Cov}([\mathbf{x}_1]_{\mathcal{S}^* \setminus \mathcal{S}} \mid [\mathbf{x}_1]_{\mathcal{S}}). \quad (2.3)$$

Remark 2.2. Let $\mu_* := \min_{j \in [p]} |\beta_j^*|$ and $\widehat{\lambda}_m := \min_{\mathcal{S} \in \mathcal{A}(s)} \lambda_{\min}(\widehat{\mathbf{D}}(\mathcal{S}))$. Note that $\beta_{\mathcal{S}^* \setminus \mathcal{S}}^{*\top} \widehat{\mathbf{D}}(\mathcal{S}) \beta_{\mathcal{S}^* \setminus \mathcal{S}}^* \geq \lambda_{\min}(\widehat{\mathbf{D}}(\mathcal{S})) |\mathcal{S}^* \setminus \mathcal{S}| \mu_*^2$. Therefore, a sufficient condition for (2.1) is that

$$\mu_* \geq \frac{4\xi\sigma}{1-\eta} \left(\frac{\log p}{n\widehat{\lambda}_m} \right)^{1/2}, \quad (2.4)$$

which is similar to the well-known β -min condition. In the following, we show that condition (2.4) is weaker than the related conditions in Zhang and Zhang (2012) and Fan et al. (2018).

- Zhang and Zhang (2012) show that the ℓ_0 -regularized least squares estimator can achieve model consistency when $\mu_* \gtrsim \sigma \sqrt{\log p / (n\kappa_-)}$, where $\kappa_- := \min_{\mathcal{A}: |\mathcal{A}| \leq s, \mathcal{A} \subset [p]} \lambda_{\min}(\boldsymbol{\Sigma}_{\mathcal{A}\mathcal{A}})$. The major difference between this condition and (2.4) lies in the difference between κ_- and $\widehat{\lambda}_m$. Note that $\widehat{\lambda}_m$ is insensitive to the collinearity between spurious covariates themselves; rather, it reflects how spurious variables can approximate the true model, which implies much less restriction than that induced by κ_- . To further illustrate this point, under Gaussian design, consider two spurious covariates X_1 and X_2 that are extremely correlated with each other, but both independent of the true covariates. We can see that the high correlation between X_1 and X_2 does not affect $\widehat{\lambda}$, but can drag down κ_- .
- $\widehat{\lambda}_m$ is allowed to decrease to 0 as n and p grow. This scenario, however, implies that $\rho_-(2s, r)$ in (1.4) converges to 0 uniformly over $r \in \mathbb{R}$ and thus contradicts the LSE

condition in Fan et al. (2018). To see this, denote $\mathcal{S}_0 = \mathcal{S}^* \setminus \mathcal{S}$. Since $\hat{\lambda}_m \rightarrow 0$, for any $\epsilon > 0$, there exist $\mathcal{S} \subset [p]$ with $|\mathcal{S}| \leq s$ and $\mathbf{v} \in \mathbb{R}^{|\mathcal{S}_0|}$ such that

$$\mathbf{v}^\top \hat{\Sigma}_{\mathcal{S}_0, \mathcal{S}_0} \mathbf{v} - \mathbf{v}^\top \hat{\Sigma}_{\mathcal{S}_0, \mathcal{S}} \hat{\Sigma}_{\mathcal{S}, \mathcal{S}}^{-1} \hat{\Sigma}_{\mathcal{S}, \mathcal{S}_0} \mathbf{v} \leq \epsilon \|\mathbf{v}\|_2^2.$$

Construct $\tilde{\mathbf{v}} = (\mathbf{v}^\top, -\mathbf{v}^\top \hat{\Sigma}_{\mathcal{S}_0, \mathcal{S}} \hat{\Sigma}_{\mathcal{S}, \mathcal{S}}^{-1})^\top \in \mathbb{R}^{|\mathcal{S}_0 \cup \mathcal{S}|}$. Then the inequality above yields that for any $\boldsymbol{\beta} \in \mathbb{R}^p$,

$$\tilde{\mathbf{v}}^\top \nabla^2 \mathcal{L}(\boldsymbol{\beta}) \tilde{\mathbf{v}} = \tilde{\mathbf{v}}^\top \hat{\Sigma}_{\mathcal{S}_0 \cup \mathcal{S}, \mathcal{S}_0 \cup \mathcal{S}} \tilde{\mathbf{v}} = \mathbf{v}^\top (\hat{\Sigma}_{\mathcal{S}_0, \mathcal{S}_0} - \hat{\Sigma}_{\mathcal{S}_0, \mathcal{S}} \hat{\Sigma}_{\mathcal{S}, \mathcal{S}}^{-1} \hat{\Sigma}_{\mathcal{S}, \mathcal{S}_0}) \mathbf{v} \leq \epsilon \|\tilde{\mathbf{v}}\|_2^2.$$

Therefore, $\rho(2s, r) \leq \epsilon$ for all $r > 0$ and our claim follows by arbitrariness of ϵ .

Theorem 2.1 identifies the pivotal structure $\hat{\mathbf{D}}(\mathcal{S})$ that determines the model consistency of the ℓ_0 -constrained approach. A natural question then arises: is the requirement on $\hat{\mathbf{D}}(\mathcal{S})$ in Theorem 2.1 necessary for such model consistency? The following theorem shows that it is almost necessary by giving a necessary condition that takes the same form as (2.1). For any $\mathcal{B} \subset \mathbb{R}^n$ and $\delta > 0$, define $M(\delta, \mathcal{B})$ to be the δ -packing number of \mathcal{B} under Euclidean distance. We first introduce a technical assumption we need.

Assumption 2.1. *There exist $j_0 \in \mathcal{S}^*$, a universal constant $0 < \delta_0 < 1$ and $c_{\delta_0} > 0$ such that if we let $\mathcal{S}_0^* := \mathcal{S}^* \setminus j_0$, $\tilde{\mathbf{u}}_j := (\mathbf{I} - \mathbf{P}_{\mathbf{X}_{\mathcal{S}_0^*}}) \mathbf{X}_j$ and $\bar{\mathbf{u}}_j = \tilde{\mathbf{u}}_j / \|\tilde{\mathbf{u}}_j\|_2$ for $j \in [p] \setminus \mathcal{S}^*$, then $\log M(\delta_0, \{\bar{\mathbf{u}}_j\}_{j \in [p] \setminus \mathcal{S}^*}) \geq c_{\delta_0} \log p$.*

Basically, Assumption 2.1 says that there are $\Omega(p^{c_{\delta_0}})$ spurious variables that are not too correlated with each other. Violating this assumption means that all the spurious variables are highly correlated with each other, in which case condition 2.4 is not necessary to identify the true signal. Now we are in position to introduce the necessary condition

Theorem 2.2. *Suppose Assumption 2.1 holds. Furthermore, assume $\{\epsilon_i\}_{i \in [n]}$ are i.i.d. $\mathcal{N}(0, \sigma^2 \mathbf{I})$ random noise. Consider the set $\mathcal{C}_{j_0} := \{\mathcal{S} \subset [p] : |\mathcal{S}| = s, \mathcal{S}^* \setminus \mathcal{S} = \{j_0\}\} \subset \mathcal{A}(s)$, where j_0 is the same as in Assumption 2.1. Define*

$$\tau^* := \max_{\mathcal{S} \in \mathcal{C}_{j_0}} \frac{\beta_{\mathcal{S}^* \setminus \mathcal{S}}^{*\top} \widehat{\mathbf{D}}(\mathcal{S}) \beta_{\mathcal{S}^* \setminus \mathcal{S}}^*}{|\mathcal{S} \setminus \mathcal{S}^*|} = \max_{\mathcal{S} \in \mathcal{C}_{j_0}} \widehat{D}(\mathcal{S}) \beta_{j_0}^{*2}. \quad (2.5)$$

Then there exist $c, C_1 > 0$, depending on δ_0 in Assumption 2.1, such that whenever $\tau^ < c\sigma^2 \log p/n$, with probability at least $1 - C_1(\log p)^{-1} - 2p^{-1}$, $\mathcal{S}^* \notin \operatorname{argmin}_{\mathcal{S} \subset [p], |\mathcal{S}|=s} R_{\mathcal{S}}$.*

Remark 2.3. Theorem 2.2 shows that under Assumption 2.1, if the lower bound in (2.1) is violated by all the p sets in \mathcal{C}_{j_0} , then with high probability we fail to recover the true model. Here we discuss the relationship between the condition (2.1) and the irrepresentable condition in Zhao and Yu (2006). Though BSS outperforms LASSO in terms of model selection in general as illustrated in our numerical study, one cannot deduce (2.1) from the irrepresentable condition. In other words, there are some *corner cases* where LASSO can recover the true model, while BSS cannot. For example, suppose there are three four-dimensional observations: $\mathbf{X} = [(1 + \eta^2)^{-1/2}(\mathbf{e}_1 + \eta\mathbf{e}_3), (1 + \eta^2)^{-1/2}(\mathbf{e}_1 - \eta\mathbf{e}_3), 2^{-1/2}(\mathbf{e}_1 + \mathbf{e}_2), \mathbf{e}_2] \in \mathbb{R}^{3 \times 4}$, where $\eta < 1$ and \mathbf{e}_j is the j th canonical basis vector. The true model is that $Y = (1 + \eta^2)^{1/2}(X_1 + X_2)/2$, which implies that $\mathcal{S}^* = \{1, 2\}$. Some algebra yields that

$$\left\| \widehat{\Sigma}_{(\mathcal{S}^*)^c \mathcal{S}^*} (\widehat{\Sigma}_{\mathcal{S}^* \mathcal{S}^*})^{-1} \operatorname{sign}(\beta_{\mathcal{S}^*}^*) \right\|_{\infty} = \left(\frac{1 + \eta^2}{2} \right)^{1/2} < 1.$$

Therefore, the irrepresentable condition is satisfied, and LASSO is able to recover the true model. In contrast, BSS cannot recover \mathcal{S}^* , because $\mathbf{X}_1 + \mathbf{X}_2$ is parallel to $\mathbf{X}_3 - 2^{-1/2}\mathbf{X}_4$, and thus $\lambda_{\min}(\mathbf{D}(\{3, 4\})) = 0$. The root reason for BSS's failure to capture the true model

is that the ℓ_0 constraint does not have any preference between the models $\{1, 2\}$ and $\{3, 4\}$, while LASSO prefers $\{1, 2\}$ because the resulting regression coefficients have smaller ℓ_1 -norm. Of course, if the true model is $\{3, 4\}$, LASSO will choose the wrong model.

2.2 Sure screening of BSS with overestimated sparsity

In this section, we study the model selection property of the best subset selection when the model sparsity is overestimated, i.e., $\hat{s} > s$. In this scenario, it is impossible for BSS to achieve exact recovery of the true model, but a desirable property to have is that all the true variables are selected, i.e. $\text{TPR}(\mathcal{S}) = 1$. We call this the sure screening property. Sure screening eliminates spurious variables and allows us to recover the true model from a much smaller pool of predictors. The following theorem characterizes when BSS achieves the sure screening property.

Theorem 2.3. *Suppose that $\hat{s} \geq s$, $p \geq 3$, and that the design is fixed. Let $\mathcal{A}(\hat{s}) := \{\mathcal{S} \subset [p] : |\mathcal{S}| = \hat{s}, \mathcal{S}^* \not\subseteq \mathcal{S}\}$. For any $\delta \in (0, 1]$, define*

$$\tau_*(\hat{s}, \delta) := \min_{\mathcal{S} \in \mathcal{A}, |\mathcal{S}^* \setminus \mathcal{S}| \geq \delta s} \frac{\boldsymbol{\beta}_{\mathcal{S}^* \setminus \mathcal{S}}^* \top \widehat{\mathbf{D}}(\mathcal{S}) \boldsymbol{\beta}_{\mathcal{S}^* \setminus \mathcal{S}}^*}{|\mathcal{S} \setminus \mathcal{S}^*|}. \quad (2.6)$$

Then there exists a universal constant $C > 1$, such that for any $\xi > C$ and $0 \leq \eta < 1$, whenever

$$\tau_*(\hat{s}, \delta) \geq \left(\frac{4\xi}{1-\eta} \right)^2 \frac{\sigma^2 \log p}{n}, \quad (2.7)$$

we have that

$$\mathbb{P} \left(\text{TPR}(\mathcal{S}) \geq 1 - \delta, \forall \mathcal{S} \text{ s.t. } |\mathcal{S}| = \hat{s} \text{ and } R_{\mathcal{S}} \leq R_{\mathcal{S}^*} + n\eta\tau_*(\hat{s}, \delta) \right) \geq 1 - 8sp^{-(C^{-1}\xi-1)}.$$

In particular, when (2.7) holds for some $\delta < s^{-1}$, we have that

$$\mathbb{P}\left(\text{TPR}(\mathcal{S}) = 1, \forall \mathcal{S} \text{ s.t. } |\mathcal{S}| = \hat{s} \text{ and } R_{\mathcal{S}} \leq R_{S^*} + n\eta\tau_*(\hat{s}, \delta)\right) \geq 1 - 8sp^{-(C^{-1}\xi-1)}.$$

Theorem 2.3 can be regarded as a generalization of Theorem 2.1. We can deduce Theorem 2.1 from Theorem 2.3 by setting $\hat{s} = s$ and $\delta = 0$. Besides, note that $\tau_*(\hat{s}, \delta)$ is a monotonically increasing function with respect to δ . Therefore, a larger δ implies that the condition (2.7) is weaker, which corresponds to weaker TPR guarantee. Finally, if we are able to obtain $\hat{\beta}^{\text{best}}(\hat{s})$ exactly, the resulting set of selected variables $\hat{\mathcal{S}}$ satisfies that $R_{\hat{\mathcal{S}}} \leq R_{S^*}$ and thus enjoys the established TPR guarantee. However, the pursuit of the exact solution is unnecessary: The requirement that $R_{\mathcal{S}} \leq R_{S^*} + n\eta\tau_*(\hat{s}, \delta)$ suggests that a good approximated solution to the best \hat{s} -subset selection problem suffices to achieve the TPR guarantee. The next section shows that the IHT algorithm can provide such a qualified approximation.

3 Iterative hard thresholding

This section introduces a computationally feasible algorithm IHT that approximately solves the BSS problem based on iterative hard thresholding. (Jain et al., 2014, Theorem 1) show that when the loss function $\mathcal{L}(\beta)$ in (1.5) satisfies the restricted strong convexity (RSC) and restricted strong smoothness (RSS), IHT is able to achieve a lower objective value than the minimum of the objective of (1.5) (i.e., $\mathcal{L}(\hat{\beta}^{\text{best}}(\hat{s}))$) by selecting slightly more than \hat{s} variables. This sparsity relaxation is inevitable, given the NP-hard nature of BSS. Then one natural question arises: does the solution given by IHT inherit the model selection properties we establish in Section 2? Apparently, one cannot expect IHT to achieve model

consistency, as it needs to select a larger model than the true one to ensure the goodness of fit. Therefore, our main interest here is to see whether IHT enjoys the sure screening property as seen in Theorem 2.3, or more generally, to assess the TPR of the solution of IHT. Below we first formally introduce the IHT algorithm and then establish the TPR guarantee of IHT.

3.1 Algorithm

Here we introduce the iterative hard thresholding algorithm (IHT). For any $\mathbf{v} \in \mathbb{R}^p$ and $r \in \mathbb{N}$, let

$$\mathcal{T}_{\text{abs}}(\mathbf{v}, r) := \{j : |v_j| \text{ is among the top } r \text{ largest values of } \{|v_k|\}_{k=1}^p\}.$$

The pseudocode of IHT is presented in Algorithm 1:

In each iteration, IHT first recruits the variables that correspond to the largest components of the gradient. When \mathcal{L} is square loss, the gradient is the covariance between the residuals $\mathbf{y} - \mathbf{X}\hat{\boldsymbol{\beta}}_t$ and the predictors \mathbf{X} . Hence, this recruiting step can be interpreted as pulling in the variables with the highest marginal explanation power for the residuals. Next, IHT fits an OLS on the resulting expanded model and then eliminates the variables with small coefficients in the OLS, so that the sparsity of the model reduces back to π . Therefore, IHT alternates between forward and backward selection until the model selection becomes stationary. Finally, IHT adjusted the model size to be \hat{s} by another round of variable recruiting or elimination that is similar to that inside the loop.

Algorithm 1 IHT(Jain et al., 2014)

- 1: **Input:** Initial value $\widehat{\boldsymbol{\beta}}_0 = \mathbf{0}$, projection size π , expansion size l , sparsity estimate \widehat{s} , convergence threshold $\tau > 0$.
 - 2: $t \leftarrow 0$
 - 3: **repeat**
 - 4: $\mathcal{G}_t \leftarrow \mathcal{T}_{\text{abs}}(\nabla \mathcal{L}(\widehat{\boldsymbol{\beta}}_t), l)$
 - 5: $\mathcal{S}_t \leftarrow \text{supp}(\widehat{\boldsymbol{\beta}}_t) \cup \mathcal{G}_t$
 - 6: $\widehat{\boldsymbol{\beta}}_t^\dagger \leftarrow (\mathbf{X}_{\mathcal{S}_t}^\top \mathbf{X}_{\mathcal{S}_t})^{-1} \mathbf{X}_{\mathcal{S}_t}^\top \mathbf{y}$
 - 7: $\mathcal{S}_t^\dagger \leftarrow \mathcal{T}_{\text{abs}}(\widehat{\boldsymbol{\beta}}_t^\dagger, \pi)$
 - 8: $\widehat{\boldsymbol{\beta}}_{t+1} \leftarrow (\mathbf{X}_{\mathcal{S}_t^\dagger}^\top \mathbf{X}_{\mathcal{S}_t^\dagger})^{-1} \mathbf{X}_{\mathcal{S}_t^\dagger}^\top \mathbf{y}$
 - 9: $t \leftarrow t + 1$
 - 10: **until** $\|\widehat{\boldsymbol{\beta}}_t - \widehat{\boldsymbol{\beta}}_{t-1}\|_2 > \tau$
 - 11: $\widehat{\boldsymbol{\beta}}^{\text{iht}} \leftarrow \widehat{\boldsymbol{\beta}}_t$
 - 12: $\widehat{\mathcal{S}}^{\text{iht}} = \mathcal{T}_{\text{abs}}(\widehat{\boldsymbol{\beta}}^{\text{iht}}, \min(\widehat{s}, \pi)) \cup \mathcal{T}_{\text{abs}}(\nabla \mathcal{L}(\widehat{\boldsymbol{\beta}}^{\text{iht}}), \max(0, \widehat{s} - \pi))$
 - 13: **Output:** $\widehat{\mathcal{S}}^{\text{iht}}$.
-

3.2 TPR guarantees of IHT

In this section, we establish the TPR guarantee of the iterates of IHT. The following theorem shows that after few steps, IHT with appropriate configuration is able to achieve sure screening with high probability.

Theorem 3.1. *Suppose that $p \geq 3$ and that the design is fixed. For any sparsity estimate $\widehat{s} \geq s$, let $\tau_*(\widehat{s}, \delta)$ be defined as in Theorem 2.3. Moreover, define*

$$L := \max_{|\mathcal{S}| \leq 2\pi+l} \lambda_{\max}(\widehat{\boldsymbol{\Sigma}}_{\mathcal{S}\mathcal{S}}), \alpha := \min_{|\mathcal{S}| \leq 2\pi+s} \lambda_{\min}(\widehat{\boldsymbol{\Sigma}}_{\mathcal{S}\mathcal{S}}) \text{ and } \kappa := L/\alpha,$$

where π and l are the projection size and expansion size in IHT. Denote the t th iteration of IHT by $\widehat{\boldsymbol{\beta}}_t^{\text{iht}}$. Then there exist universal constants C_1, C_2 such that for any $\xi > C_1, \delta \in (0, 1]$

and $0 \leq \eta < 1$, whenever $l \geq s$, $\pi \geq 4\kappa^2 l$ and

$$\tau_*(\pi, \delta) \geq \left(\frac{4\xi}{1-\eta} \right)^2 \frac{\sigma^2 \log p}{n}, \quad (3.1)$$

we have that

$$\mathbb{P}(\text{TPR}(\widehat{\beta}_t^{\text{iht}}) \geq 1 - \delta) \geq 1 - 8sp^{-(C_1^{-1}\xi-1)}$$

for any $t \geq C_2\kappa \log \frac{\mathcal{L}(\widehat{\beta}_0^{\text{iht}})}{n\eta\tau_*(\pi, \delta)}$. In particular, when (3.1) holds for $\delta < s^{-1}$, we have that

$$\mathbb{P}(\text{TPR}(\widehat{\beta}_t^{\text{iht}}) = 1) \geq 1 - 8sp^{-(C_1^{-1}\xi-1)}$$

for any $t \geq C_2\kappa \log \frac{\mathcal{L}(\widehat{\beta}_0^{\text{iht}})}{n\eta\tau_*(\pi, \delta)}$.

Given the sure screening property and the sparsity level of $\widehat{\beta}_t^{\text{iht}}$, one can compute the BSS problem (1.5) on $\text{supp}(\widehat{\beta}_t^{\text{iht}})$ to further enhance the quality of model selection. For any sparsity estimate \widehat{s} , define $\widetilde{\beta}_t^{\text{iht}}(\widehat{s})$ to be the solution of the best- \widehat{s} subset selection on the support by $\widehat{\beta}_t^{\text{iht}}$, i.e.,

$$\widetilde{\beta}_t^{\text{iht}}(\widehat{s}) := \underset{\substack{\beta \in \mathbb{R}^p, \|\beta\|_0 \leq \widehat{s}, \\ \text{supp}(\beta) \subset \text{supp}(\widehat{\beta}_t^{\text{iht}})}}{\text{argmin}} \sum_{i=1}^n (\mathbf{x}_i^\top \beta - y_i)^2.$$

The following corollary shows that the resulting two-step procedure is able to recover exactly the true model with high probability.

Corollary 3.1. *Choose $l \geq s$ and $\pi \geq 4\kappa^2 l$ in IHT. Under the same assumptions as in Theorem 3.1, there exist universal constants C_1, C_2 such that for any $\xi > C_1$ and $0 \leq \eta < 1$,*

whenever $\tau_*(\pi, \delta) \geq 16\xi^2\sigma^2 \log(p)/\{(1 - \eta)^2n\}$ for some $\delta < s^{-1}$, we have that

$$\mathbb{P}\left\{\text{supp}\{\tilde{\boldsymbol{\beta}}_t^{\text{iht}}(\hat{\mathbf{s}})\} = \mathcal{S}^*, \forall t \geq C_1\kappa \log\left(\frac{\mathcal{L}(\hat{\boldsymbol{\beta}}_0^{\text{iht}})}{n\eta\tau_*(\pi, \delta)}\right)\right\} \geq 1 - 8sp^{-(C_2^{-1}\xi-1)}.$$

4 Simulation study

The goal of this section is to compare the TPR-FDR curves of IHT and other competing methods on synthetic datasets. An ideal model selector would exhibit high TPR while controlling FDR below a prespecified level. We consider the following three competing methods:

- Sure Independence Screening (SIS, Fan and Lv (2008)): SIS selects the variables that have top marginal correlation with the response. It is essentially the very first iteration of IHT with zero initialization and standardized design.
- LASSO: LASSO chooses $p_\lambda(|\beta|) = \lambda|\beta|$ in (1.2).
- SCAD: SCAD chooses p_λ in (1.2) satisfying that

$$p'_\lambda(|\beta|) = \lambda\left\{1_{\{|\beta| \leq \lambda\}} + \frac{(a\lambda - |\beta|)_+}{(a-1)\lambda}1_{\{|\beta| > \lambda\}}\right\}.$$

In IHT, we choose the projection size π to be 50 or 100. Then we plot the TPR against FDR of $\{\hat{\boldsymbol{\beta}}^{\text{iht}}(\hat{\mathbf{s}})\}_{\hat{\mathbf{s}}=1}^p$. As for LASSO and SCAD, for each λ chosen from a properly predefined sequence, we compute and present the TPR and FDR of the regularized M-estimators. Moreover, we point out the average FDR and TPR of the estimator whose penalty parameter λ is tuned by 10-fold cross validation score. Columns of \mathbf{X} are standardized before being fed to the algorithms.

We generate the data as follows:

1. $p = 1,000$, $s = 50$, $\mathcal{S}^* = [s]$ and $n = \lceil 2s \log p \rceil$;
2. $\beta_j^* = 0$ for $j \in (\mathcal{S}^*)^c$, and $\{(\beta_j^*/\beta_{\min}) - 1\}_{j \in \mathcal{S}} \stackrel{\text{i.i.d.}}{\sim} \chi_1^2$, where $\beta_{\min} = 0.1$;
3. $\{\mathbf{x}_i\}_{i \in [n]} \stackrel{\text{i.i.d.}}{\sim} \mathcal{N}(\mathbf{0}, \Sigma)$ and $\{\epsilon_i\}_{i \in [n]} \stackrel{\text{i.i.d.}}{\sim} \mathcal{N}(0, \sigma^2)$, where Σ and σ will be specified in the subsections.

We consider three possible setups of Σ for comparison: constant covariance, covariance with exponential decay and a factor model.

4.1 Covariance with exponential decay

Here for $i, j \in [p]$, we set $\Sigma_{i,j} = q^{|i-j|}$ where we choose $q = 0, 0.5, 0.8$ respectively. We consider two noise levels: $\sigma = 0.3$ or 0.6 . We illustrate the TPR and FDR of the aforementioned selection methods in Fig. 1.

4.2 Constant correlation model

Here we set Σ as follows: $\Sigma_{i,j} = 1$ if $i = j$, and $\Sigma_{i,j} = q$ otherwise. We again consider two noise levels: $\sigma = 0.3$ and 0.5 , and illustrate the TPR and FDR of the above two selection methods in Fig. 2.

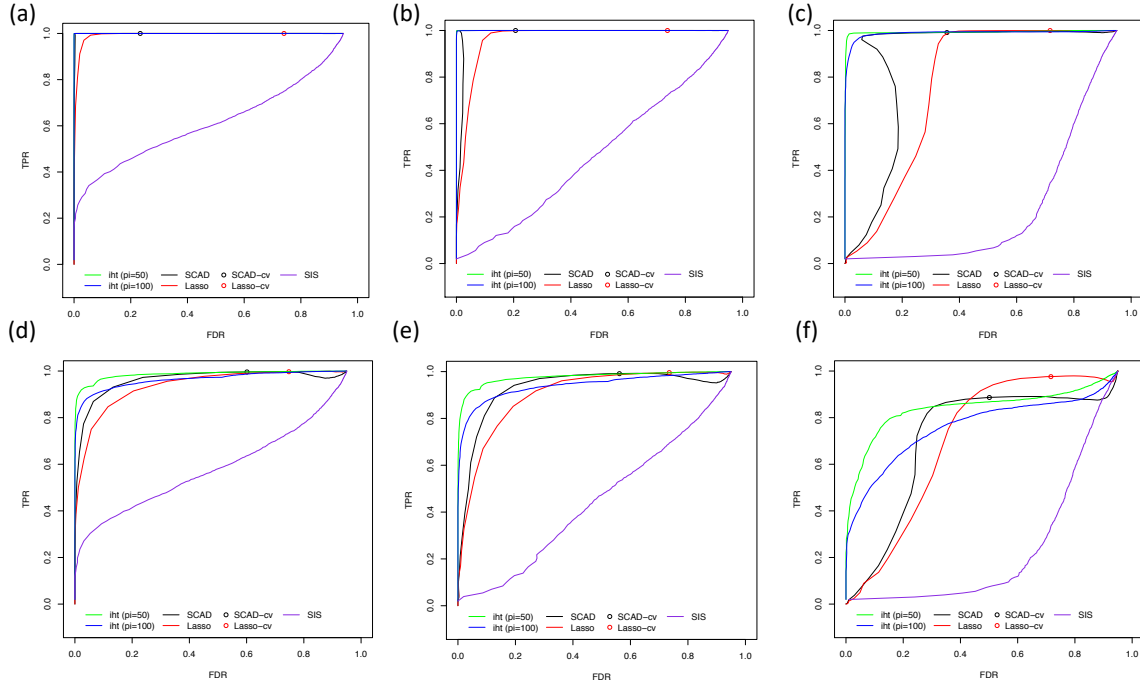


Figure 1: Setting 1: Covariance with exponential decay ($\Sigma_{i,j} = q^{|i-j|}$ where $q = 0, 0.5$ and 0.8). In the first and second rows, the noise level is set as $\sigma = 0.3$ and 0.6 respectively; The first, second and third columns correspond to $q = 0, 0.5$ and 0.8 respectively. The black and red lines represent the TPR-FDR curves of $\hat{\beta}^{\text{pen}}$ as λ varies, while the green and blue lines represent the TPR-FDR curves of $\{\hat{\beta}^{\text{ihf}}(\hat{s})\}_{\hat{s}=1}^p$ with projection size $\pi = 50$ and 100 respectively as \hat{s} varies. The dots indicate the TPR and FDR of $\hat{\beta}^{\text{pen}}$ with λ chosen by 10-fold cross validation. The blueviolet curve represents the TPR-FDR curve of SIS.

4.3 Factor model

Here we let $\Sigma = \Sigma_b + \Sigma_u$, where $\Sigma_u = \mathbf{I}$, and $\Sigma_b = \mathbf{V}\Lambda_0\mathbf{V}^\top$ contains the spiky part of the covariance structure. Here we let $\mathbf{V} \in \mathcal{O}_{p,K}$, where

$$\mathcal{O}_{p,K} = \{\mathbf{U} \in \mathbb{R}^{p \times K} : \mathbf{U}^\top \mathbf{U} = \mathbf{I}_{K \times K}\}.$$

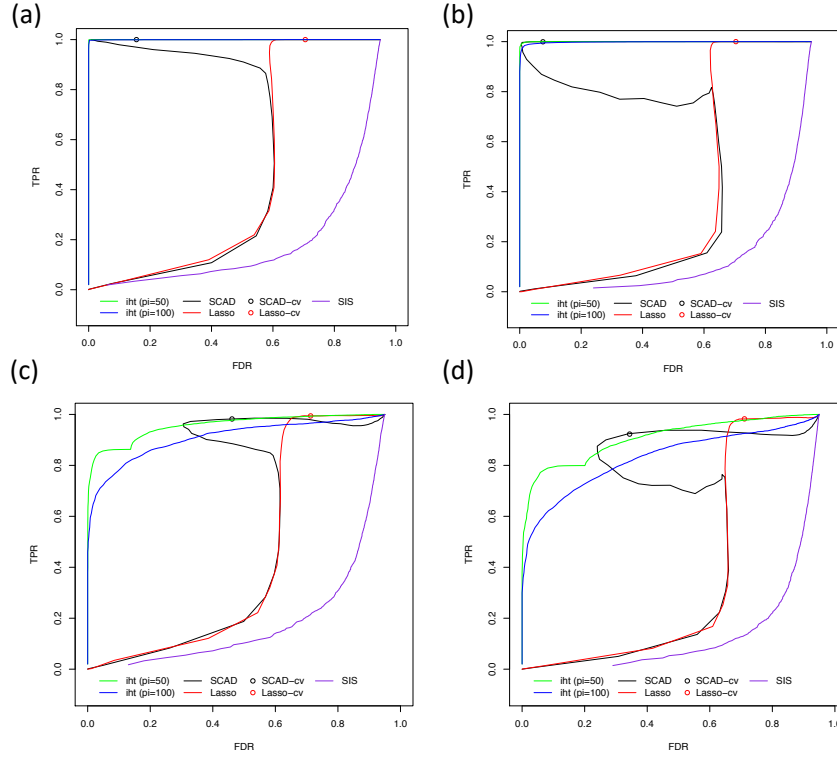


Figure 2: Setting2: Constant correlation model ($\Sigma_{i,j} = 1$ if $i = j$, and $\Sigma_{i,j} = q$ otherwise). In the first and second rows, the noise level is set as $\sigma = 0.3$ and 0.6 respectively; The first, second and third columns correspond to $q = 0, 0.5$ and 0.8 respectively. The black and red lines represent the TPR-FDR curves of $\hat{\beta}^{\text{pen}}$ as λ varies, while the green and blue lines represent the TPR-FDR curves of $\{\hat{\beta}^{\text{ihf}}(\hat{s})\}_{\hat{s}=1}^p$ with projection size $\pi = 50$ and 100 respectively as \hat{s} varies. The dots indicate the TPR and FDR of $\hat{\beta}^{\text{pen}}$ with λ chosen by 10-fold cross validation. The blueviolet curve represents the TPR-FDR curve of SIS.

We let $\mathbf{\Lambda}_0 \in \mathbb{R}^{K \times K}$ be a diagonal matrix consisting of the K spiky eigenvalues of Σ_b . We let $K = 2$ and consider the following two cases: $\mathbf{\Lambda}_0 = \text{diag}(2p, p)$ and $\text{diag}(2\sqrt{p}, \sqrt{p})$. The TPR and FDR of the above two selection methods are shown in Fig. 3.

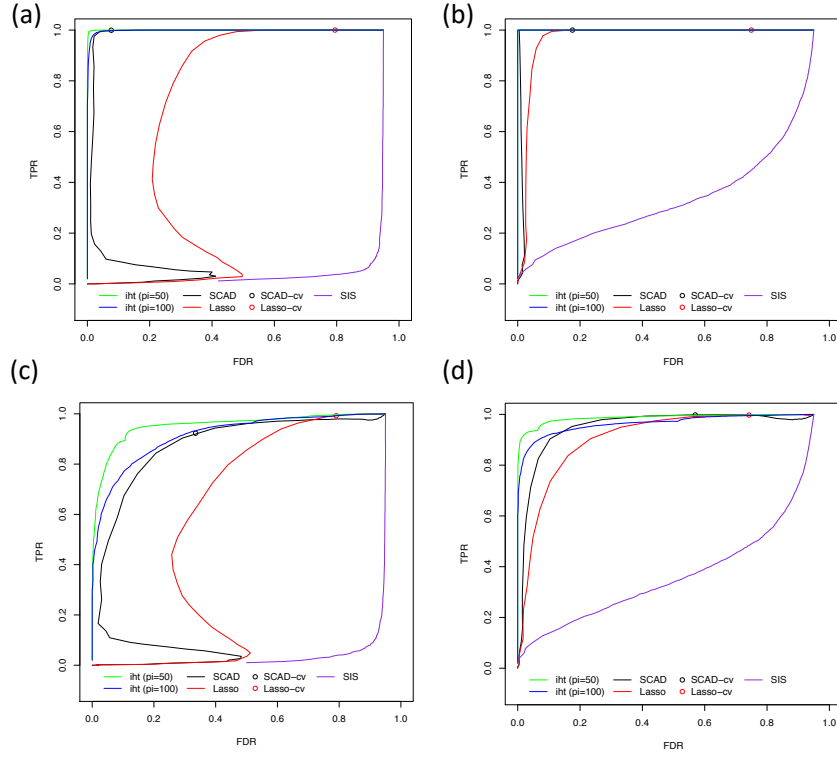


Figure 3: Setting3: Factor model. In the first and second rows, the noise level is set as $\sigma = 0.3$ and 0.6 respectively; The first and second columns correspond to $\Lambda_0 = \text{diag}(2p, p)$ and $\text{diag}(2\sqrt{p}, \sqrt{p})$ respectively. The black and red lines represent the TPR-FDR curves of $\hat{\beta}^{\text{pen}}$ as λ varies, while the green and blue lines represent the TPR-FDR curves of $\{\hat{\beta}^{\text{ihf}}(\hat{s})\}_{\hat{s}=1}^p$ with projection size $\pi = 50$ and 100 respectively as \hat{s} varies. The dots indicate the TPR and FDR of $\hat{\beta}^{\text{pen}}$ with λ chosen by 10-fold cross validation. The blueviolet curve represents the TPR-FDR curve of SIS.

5 Real datasets

5.1 The Diabetes dataset

We first consider the Diabetes Dataset that was studied in Efron et al. (2004) and Bertsimas et al. (2016). The response of interest is a quantitative measure of disease progression one year after baseline, and the predictors include ten baseline variables (age, sex, body-mass index, etc) as well as their quadratic terms. The total sample size $n = 442$, and the dimension $p = 64$. All feature columns are centered and normalized such that their L_2 -norms are ones.

To compare LASSO, SCAD, SIS and IHT, we randomly divide the dataset into a training set (80% observations) and a testing set (20% observations). Then we apply these four algorithms to the training set with tuning parameters chosen by cross validation. We investigate the testing performance as well as the size of the trained model. (For SIS, the tuning parameter is the number of features selected according to marginal correlation, and out-of-sample R^2 is calculated using the least squares refitted model on the top features). The results are shown in table 1. As we can see, IHT selects a much sparser model than both LASSO and SCAD, while achieving a similar out-of-sample R^2 as LASSO and SCAD. Besides, IHT agrees with LASSO and SCAD on the most important features: `bmi` (body mass index), `ltg`, `map` (two blood serum measurements), `age.sex` (interaction between the variables `age` and `sex`), `hdl` (a blood serum measurement), and `sex` (sex). SIS obtains a slightly worse R^2 , and the top selected features are different.

Moreover, we assess the variable selection properties of all the four methods when we add artificial noise features. Specifically, we add p_n ($p_n = 10, 30, 50$) noise features that are highly correlated with each other but independent of the original features. The noise

	R^2	Model Size	Important Features (top 6)
LASSO	0.537	14	bmi, ltg, map, age.sex, hdl, sex
SCAD	0.562	16	bmi, ltg, map, age.sex, hdl, sex
IHT	0.554	6	bmi, ltg, map, age.sex, hdl, sex
SIS	0.517	9	ltg, bmi, map, bmi ² , tc, glu

Table 1: Model selection and prediction of Lasso, SCAD, IHT and SIS on the Diabetes dataset (Efron et al., 2004). The column “ R^2 ” represents out-of-sample R^2 on the test dataset; The column “Model Size” represents the number of features selected by the trained model; the “Important Features” shows the top 6 features corresponding entries with the highest p values in the refitted coefficients. The meanings of the features shown here are explained in the main text.

features are i.i.d. Gaussian with mean 0 and covariance matrix $\Sigma_{p_n} = 0.5\mathbf{I}_{p_n} + 0.5\mathbf{1}_{p_n}\mathbf{1}_{p_n}^\top \in \mathbb{R}^{p_n \times p_n}$. All features are standardized before being fed into the algorithms. After that, we randomly divide the dataset into a training set and a testing set as before. We then apply the algorithms and examine the out-of-sample R^2 , model size, and number of noise variables that are selected. The results are shown in Table 2. We observe that as the number of noise features increases, the out-of-sample R^2 of all the algorithms are not significantly affected. However, for LASSO and SCAD, both the model size and the number of selected noise variables tend to increase. In particular, when 50 noise features are added, LASSO selects around 25% noise variables on average. The IHT algorithm, by contrast, always selects a small model with a tiny fraction of noise variables. SIS also selects a relatively simple model with few noise features, but the test set prediction performance is slightly worse than the other methods.

		R^2	Model Size	Noise Variables Selected
$p_n = 10$	LASSO	0.533 _(0.001)	15.720 _(0.142)	1.560 _(0.112)
	SCAD	0.528 _(0.002)	13.100 _(0.285)	1.120 _(0.110)
	IHT	0.557 _(0.001)	7.560 _(0.173)	0.160 _(0.044)
	SIS	0.511 _(0.000)	6.870 _(0.137)	0 ₍₀₎
$p_n = 30$	LASSO	0.530 _(0.001)	18.200 _(0.309)	3.810 _(0.245)
	SCAD	0.522 _(0.002)	13.340 _(0.356)	2.140 _(0.168)
	IHT	0.547 _(0.003)	7.110 _(0.224)	0.220 _(0.056)
	SIS	0.511 _(0.000)	7.050 _(0.144)	0 ₍₀₎
$p_n = 50$	LASSO	0.527 _(0.001)	18.420 _(0.372)	4.480 _(0.324)
	SCAD	0.519 _(0.001)	12.910 _(0.307)	2.350 _(0.188)
	IHT	0.537 _(0.003)	6.570 _(0.248)	0.320 _(0.071)
	SIS	0.511 _(0.000)	7.050 _(0.144)	0 ₍₀₎

Table 2: Model selection and prediction of Lasso, SCAD, IHT and SIS on the Diabetes dataset Efron et al. (2004) with additional noise features. The noise features are added independently of the original features and follow $\mathcal{N}(0, \Sigma_{p_n})$, where $\Sigma_{p_n} = 0.5\mathbf{I}_{p_n} + 0.5\mathbf{1}_{p_n}\mathbf{1}_{p_n}^\top \in \mathbb{R}^{p_n \times p_n}$ has 1 in all its diagonal entries and 0.5 in its off-diagonal entries. All algorithms are evaluated through 100 independent generation of random noise features with $p_n = 10, 30, 50$. The column “ R^2 ” represents the averaged out-of-sample R^2 on the test dataset; The column “Model Size” represents the average number of features selected by the trained model; The “Noise Variables Selected” column gives the average number of noise features that are selected into the model. The associated standard errors are put in the subscript.

5.2 The Monthly Macroeconomic Dataset

We now turn to a macroeconomic dataset extracted from the FRED-MD database (McCracken and Ng, 2016). The dataset contains monthly observations of 129 macroeconomic variables covering aspects such as labor market, housing, consumption, money and credit, interest and exchange rates, prices, the stock market, etc. Our primary goal is to conduct association studies and find out how these variables are related to each other. In particular, we study how *unemployment rate* and *consumer price index* are associated with the other

macroeconomic variables. Towards this end, we extract observations from January 1980 to November 2018, and use the last ten years' data as the testing data and the rest as the training data. For each target variable, in pursuit of a meaningful model, we delete the columns that are related with it in a straightforward and trivial manner. For instance, when predicting the unemployment rate, we delete the columns such as the number of civilians unemployed for fewer than 5 weeks, number of civilians unemployed for 5 to 14 weeks, number of civilians unemployed for 15 to 26 weeks, etc. Then, we apply the four algorithms assessed in the previous subsection with tuning parameters chosen by cross validation. As in the analysis of the Diabetes Dataset, we assess both the prediction performance and the size of the selected model.

Tables 3 and 4 show the output model size, top 5 important features as well as the out-of-sample R^2 of the four methods when we predict the unemployment rate and CPI. In addition, we also investigate the out-of-sample R^2 of the refitted least squares model using the 10 most important variables in each model (If model size is less than 10, then refitting is done using all selected variables). In both cases, IHT achieves a similar R^2 as Lasso and SCAD, while selecting a very small model (similar to the case for the Diabetes Dataset). Moreover, the top features selected by IHT also achieve better prediction performance compared with other methods. On the other hand, the performance of SIS seems relatively unstable. When predicting the unemployment rate, SIS gives significantly less R^2 than the other algorithms; for CPI, SIS includes the features from the same sector that none of the other three algorithms regard as important.

For the unemployment rate association study, the related variables selected by IHT are: **HWIURATIO** (Ratio of Help Wanted/No. Unemployed), **HWI** (Help-Wanted Index for United States), **DMANEMP** (All Employees: Durable goods) and **PAYEMS** (All Employees: Total non-

	R^2	Model Size	$R^2_{(10)}$	Important Features (top 5)
LASSO	0.517	40	0.462	HUIURATIO, HWI, COMPAPFFx, M1SL, UEMPMEAN
SCAD	0.422	7	0.362	HUIURATIO, HWI, DMANEMP, PAYEMS, UEMPMEAN
IHT	0.470	4	0.470	HUIURATIO, HWI, DMANEMP, PAYEMS
SIS	0.171	10	0.171	HUIURATIO, IPDMAT, IPMANSICS, INDPRO, PAYEMS

Table 3: Model selection and prediction of Lasso, SCAD, IHT and SIS on the macroeconomic dataset (McCracken and Ng, 2016) for unemployment rate association studies. The column “ R^2 ” represents out-of-sample R^2 on the test dataset; the column “Model Size” represents the number of features selected by the trained model; the column “ $R^2_{(10)}$ ” represents the out-of-sample R^2 of the refitted least squares model using the 10 most important variables in each model (If model size is less than 10, then refitting is done using all selected variables); the “Important Features” column gives the top 5 features corresponding entries with the least p-values in the refitted coefficients. The meanings of the features shown here are explained in the main text.

farm). Comparatively, LASSO puts more weight on COMPAPFFx (3-Month Commercial Paper Minus FEDFUNDS), M1SL (M1 Money Stock) and UEMPMEAN (Average Duration of Unemployment), while SCAD also puts more weight on DMANEMP (All Employees: Durable goods). For the Consumer Price Index association study, the related variables selected by IHT are DNDGRG3M086SBEA (Personal Cons. Exp: Nondurable goods) and PCEPI (Personal Cons. Expend.: Chain Index). On the other hand, LASSO and SCAD are also selecting features such as FEDFUNDS (Effective Federal Funds Rate), NDMANEMP (All Employees: Nondurable goods), WPSID61 (PPI: Intermediate Materials), BUSINVx (Total Business Inventories), etc. SIS includes variables such as WPSID61 (PPI: Intermediate Materials), WPSID62 (PPI: Crude Materials) and WPSFD49207 (PPI: Finished Goods) which are in the same sector.

Similar to the diabetes dataset, we further explore the variable selection properties of all the four algorithms by incorporating noise features into the original features. As in the

	R^2	Model size	$R^2_{(10)}$	Important features (top 5)
LASSO	0.902	20	0.876	DNDGRG3M086SBEA, PCEPI, FEDFUNDS, NDMANEMP, BUSINVx
SCAD	0.909	15	0.891	DNDGRG3M086SBEA, PCEPI, FEDFUNDS, NDMANEMP, WPSID61
IHT	0.905	2	0.905	DNDGRG3M086SBEA, PCEPI
SIS	0.903	6	0.903	DNDGRG3M086SBEA, PCEPI, WPSID61, WPSID62, WPSFD49207

Table 4: Model selection and prediction of Lasso, SCAD, IHT and SIS on the macroeconomic dataset (McCracken and Ng, 2016) for CPI association studies. The column “ R^2 ” represents out-of-sample R^2 on the test dataset; the column “Model Size” represents the number of features selected by the trained model; the column “ $R^2_{(10)}$ ” represents the out-of-sample R^2 of the refitted least squares model using the 10 most important variables in each model (If model size is less than 10, then refitting is done using all selected variables); the “Important Features” shows the top 5 features corresponding entries with the highest p values in the refitted coefficients. The meanings of the features shown here are explained in the main text.

case above, we generate p_n ($p_n = 10, 30, 50$) noise features i.i.d. with a normal distribution with mean 0 and covariance matrix Σ_{p_n} (independent with the original features), where $\Sigma_{p_n} = 0.5 \cdot \mathbf{I}_{p_n} + 0.5 \cdot \mathbf{1}_{p_n} \mathbf{1}_{p_n}^\top \in \mathbb{R}^{p_n \times p_n}$. All features are standardized before feeding into the algorithms. Then, after randomly dividing the dataset into a training set and a testing set, we apply the three algorithms and examine the out-of-sample R^2 , model size, and number of noise variables that are selected into the model. The results are shown in Table 5 and 6. As can be observed, as the number of noise variables increases, the out-of-sample R^2 remain stable for all algorithms. At the same time, the size of the models selected by the algorithms is not significantly affected. However, the number of noise variables selected by LASSO and SCAD tend to increase, while IHT and SIS still include very few noise variables. In particular, in the case of CPI association study, these two algorithms never

		R^2	Model Size	Noise Variables Selected
$p_n = 10$	LASSO	0.495 _(0.003)	49.750 _(1.106)	3.840 _(0.234)
	SCAD	0.424 _(0.002)	11.310 _(0.340)	0.550 _(0.073)
	IHT	0.497 _(0.004)	6.880 _(0.167)	0.040 _(0.032)
	SIS	0.148 _(0.003)	8.360 _(0.198)	0 ₍₀₎
$p_n = 30$	LASSO	0.5504 _(0.003)	47.820 _(1.360)	7.610 _(0.488)
	SCAD	0.426 _(0.001)	10.960 _(0.283)	0.830 _(0.102)
	IHT	0.479 _(0.006)	6.320 _(0.109)	0.040 _(0.024)
	SIS	0.145 _(0.003)	8.080 _(0.201)	0 ₍₀₎
$p_n = 50$	LASSO	0.510 _(0.003)	49.630 _(1.679)	11.850 _(0.806)
	SCAD	0.425 _(0.002)	12.730 _(0.433)	1.910 _(0.180)
	IHT	0.468 _(0.007)	6.120 _(0.069)	0.040 _(0.020)
	SIS	0.150 _(0.003)	8.480 _(0.195)	0 ₍₀₎

Table 5: Model selection and prediction of Lasso, SCAD, IHT and SIS on the macroeconomic dataset McCracken and Ng (2016) with additional noise features for unemployment rate association studies. The noise features are added independently of the original features, and are generated with the distribution $\mathcal{N}(0, \Sigma_{p_n})$, where $\Sigma_{p_n} = 0.5\mathbf{I}_{p_n} + 0.5\mathbf{1}_{p_n}\mathbf{1}_{p_n}^\top \in \mathbb{R}^{p_n \times p_n}$ has 1 in all its diagonal entries and 0.5 in its off-diagonal entries. All algorithms are evaluated through 100 independent generation of random noise features with $p_n = 10, 30, 50$. The column “ R^2 ” represents the averaged out-of-sample R^2 on the test dataset; The column “Model Size” represents the average number of features selected by the trained model; The “Noise Variables Selected” column gives the average number of noise features that are selected into the model. The associated standard errors are put in the subscript.

select any noise variables.

To summarize, IHT yields outstanding performance on both real datasets. Compared with LASSO and SCAD, IHT yields a similar out-of-sample R^2 while selecting a much simpler model and being more robust to the spurious artificial features. Compared with SIS, IHT achieves a much higher out-of-sample R^2 .

		R^2	Model Size	Noise Variables Selected
$p_n = 10$	LASSO	0.904 _(5e-4)	20.900 _(0.486)	1.400 _(0.130)
	SCAD	0.908 _(1e-4)	13.670 _(0.313)	0.370 _(0.065)
	IHT	0.905 ₍₀₎	2.000 ₍₀₎	0 ₍₀₎
	SIS	0.903 ₍₀₎	6.000 ₍₀₎	0 ₍₀₎
$p_n = 30$	LASSO	0.905 _(6e-4)	20.870 _(0.668)	2.760 _(0.259)
	SCAD	0.908 _(2e-4)	15.030 _(0.268)	1.210 _(0.109)
	IHT	0.905 ₍₀₎	2.000 ₍₀₎	0 ₍₀₎
	SIS	0.903 ₍₀₎	6.000 ₍₀₎	0 ₍₀₎
$p_n = 50$	LASSO	0.905 _(7e-4)	22.120 _(0.730)	3.640 _(0.331)
	SCAD	0.909 _(1e-4)	13.710 _(0.334)	1.050 _(0.103)
	IHT	0.905 ₍₀₎	2.000 ₍₀₎	0 ₍₀₎
	SIS	0.903 ₍₀₎	6.000 ₍₀₎	0 ₍₀₎

Table 6: Model selection and prediction of Lasso, SCAD, IHT and SIS on the macroeconomic dataset McCracken and Ng (2016) with additional noise features for CPI association studies. The noise features are added independently of the original features, and are generated with the distribution $\mathcal{N}(0, \Sigma_{p_n})$, where $\Sigma_{p_n} = 0.5 \cdot \mathbf{I}_{p_n} + 0.5 \cdot \mathbf{1}_{p_n} \mathbf{1}_{p_n}^\top \in \mathbb{R}^{p_n \times p_n}$ has 1 in all its diagonal entries and 0.5 in its off-diagonal entries. All algorithms are evaluated through 100 independent generation of random noise features with $p_n = 10, 30, 50$. The column “ R^2 ” represents the averaged out-of-sample R^2 on the test dataset; The column “Model Size” represents the average number of features selected by the trained model; The “Noise Variables Selected” column gives the average number of noise features that are selected into the model. The associated standard errors are put in the subscript.

References

- AKAIKE, H. (1974). A new look at the statistical model identification. *IEEE Transactions on Automatic Control* **19** 716–723.
- AKAIKE, H. (1998). Information theory and an extension of the maximum likelihood principle. In *Selected papers of hirotugu akaike*. Springer, 199–213.
- BARRON, A., BIRGÉ, L. and MASSART, P. (1999). Risk bounds for model selection via

- penalization. *Probability Theory and Related Fields* **113** 301–413.
- BERTSIMAS, D., KING, A. and MAZUMDER, R. (2016). Best subset selection via a modern optimization lens. *The Annals of Statistics* 813–852.
- BÜHLMANN, P. and VAN DE GEER, S. (2011). *Statistics for high-dimensional data: methods, theory and applications*. Springer Science & Business Media.
- CHEN, S. S., DONOHO, D. L. and SAUNDERS, M. A. (1998). Atomic decomposition by basis pursuit. *SIAM Journal on Scientific Computing* **20** 33–61.
- EFRON, B., HASTIE, T., JOHNSTONE, I. and TIBSHIRANI, R. (2004). Least angle regression. *The Annals of Statistics* **32** 407–499.
- FAN, J. and LI, R. (2001). Variable selection via nonconcave penalized likelihood and its oracle properties. *Journal of the American Statistical Association* **96** 1348–1360.
- FAN, J., LI, R., ZHANG, C.-H. and ZOU, H. (2020). *Statistical Foundations of Data Science*, vol. To appear. CRC press.
- FAN, J., LIU, H., SUN, Q. and ZHANG, T. (2018). I-LAMM for sparse learning: Simultaneous control of algorithmic complexity and statistical error. *The Annals of Statistics* **46** 814.
- FAN, J. and LV, J. (2008). Sure independence screening for ultrahigh dimensional feature space. *Journal of the Royal Statistical Society: Series B (Statistical Methodology)* **70** 849–911.
- FAN, J. and LV, J. (2011). Nonconcave penalized likelihood with np-dimensionality. *IEEE Transactions on Information Theory* **57** 5467–5484.

- FAN, J. and PENG, H. (2004). Nonconcave penalized likelihood with a diverging number of parameters. *The Annals of Statistics* **32** 928–961.
- FOSTER, D., KARLOFF, H. and THALER, J. (2015). Variable selection is hard. In *Conference on Learning Theory*.
- HASTIE, T., TIBSHIRANI, R. and TIBSHIRANI, R. J. (2017). Extended comparisons of best subset selection, forward stepwise selection, and the lasso. *arXiv preprint arXiv:1707.08692* .
- JAIN, P., TEWARI, A. and KAR, P. (2014). On iterative hard thresholding methods for high-dimensional M-estimation.
- MALLOWS, C. L. (1973). Some comments on c_p . *Technometrics* **15** 661–675.
- MCCRACKEN, M. W. and NG, S. (2016). Fred-md: A monthly database for macroeconomic research. *Journal of Business & Economic Statistics* **34** 574–589.
- RUDELSON, M. and VERSHYNIN, R. (2013). Hanson-Wright inequality and sub-Gaussian concentration. *Electronic Communications in Probability* **18**.
- SCHWARZ, G. (1978). Estimating the dimension of a model. *The Annals of Statistics* **6** 461–464.
- SHEN, X., PAN, W. and ZHU, Y. (2012). Likelihood-based selection and sharp parameter estimation. *Journal of the American Statistical Association* **107** 223–232.
- SHEN, X., PAN, W., ZHU, Y. and ZHOU, H. (2013). On constrained and regularized high-dimensional regression. *Annals of the Institute of Statistical Mathematics* **65** 807–832.

- TIBSHIRANI, R. (1996). Regression shrinkage and selection via the lasso. *Journal of the Royal Statistical Society: Series B (Methodological)* **58** 267–288.
- VAN HANDEL, R. (2016). Probability in high dimension. Lecture notes, Princeton University.
- WAINWRIGHT, M. J. (2019). *High-dimensional statistics: A non-asymptotic viewpoint*, vol. 48. Cambridge University Press.
- ZHANG, C.-H. (2010). Nearly unbiased variable selection under minimax concave penalty. *The Annals of Statistics* **38** 894–942.
- ZHANG, C.-H. and ZHANG, T. (2012). A general theory of concave regularization for high-dimensional sparse estimation problems. *Statistical Science* **27** 576–593.
- ZHAO, P. and YU, B. (2006). On model selection consistency of Lasso. *Journal of Machine Learning Research* **7** 2541–2563.
- ZOU, H. (2006). The adaptive Lasso and its oracle properties. *Journal of the American Statistical Association* **101** 1418–1429.
- ZOU, H. and HASTIE, T. (2005). Regularization and variable selection via the elastic net. *Journal of the Royal Statistical Society: Series B (Statistical Methodology)* **67** 301–320.

SUPPLEMENTARY MATERIAL

6 Proof of main theorems

6.1 Proof of Theorem 2.1

For $t \in \{1, \dots, s\}$, let $\mathcal{A}_t := \{\mathcal{S} \subset [p] : |\mathcal{S}| = s, |\mathcal{S} \setminus \mathcal{S}^*| = t\}$ (i.e., the set of the sets that have exactly t different elements compared with \mathcal{S}^*). Then we have $\mathcal{A}(s) = \cup_{t \in [s]} \mathcal{A}_t$.

Now we fix $t \in [s]$. For any $\mathcal{S} \in \mathcal{A}_t$, define $\mathcal{S}_0 := \mathcal{S}^* \setminus \mathcal{S}$. Note that

$$\begin{aligned}
 n^{-1}(R_{\mathcal{S}} - R_{\mathcal{S}^*}) &= n^{-1}\{\mathbf{y}^\top (\mathbf{I} - \mathbf{P}_{\mathbf{X}_{\mathcal{S}}})\mathbf{y} - \mathbf{y}^\top (\mathbf{I} - \mathbf{P}_{\mathbf{X}_{\mathcal{S}^*}})\mathbf{y}\} \\
 &= n^{-1}\{(\mathbf{X}_{\mathcal{S}_0}\boldsymbol{\beta}_{\mathcal{S}_0}^* + \boldsymbol{\varepsilon})^\top (\mathbf{I} - \mathbf{P}_{\mathbf{X}_{\mathcal{S}}})(\mathbf{X}_{\mathcal{S}_0}\boldsymbol{\beta}_{\mathcal{S}_0}^* + \boldsymbol{\varepsilon}) - \boldsymbol{\varepsilon}^\top (\mathbf{I} - \mathbf{P}_{\mathbf{X}_{\mathcal{S}^*}})\boldsymbol{\varepsilon}\} \\
 &= \boldsymbol{\beta}_{\mathcal{S}_0}^{*\top} \widehat{\mathbf{D}}(\mathcal{S})\boldsymbol{\beta}_{\mathcal{S}_0}^* + 2n^{-1}\boldsymbol{\varepsilon}^\top (\mathbf{I} - \mathbf{P}_{\mathbf{X}_{\mathcal{S}}})\mathbf{X}_{\mathcal{S}_0}\boldsymbol{\beta}_{\mathcal{S}_0}^* - n^{-1}\boldsymbol{\varepsilon}^\top (\mathbf{P}_{\mathbf{X}_{\mathcal{S}}} - \mathbf{P}_{\mathbf{X}_{\mathcal{S}^*}})\boldsymbol{\varepsilon} \quad (6.1) \\
 &= \eta\boldsymbol{\beta}_{\mathcal{S}_0}^{*\top} \widehat{\mathbf{D}}(\mathcal{S})\boldsymbol{\beta}_{\mathcal{S}_0}^* + 2^{-1}(1 - \eta)\boldsymbol{\beta}_{\mathcal{S}_0}^{*\top} \widehat{\mathbf{D}}(\mathcal{S})\boldsymbol{\beta}_{\mathcal{S}_0}^* + 2n^{-1}\boldsymbol{\varepsilon}^\top (\mathbf{I} - \mathbf{P}_{\mathbf{X}_{\mathcal{S}}})\mathbf{X}_{\mathcal{S}_0}\boldsymbol{\beta}_{\mathcal{S}_0}^* \\
 &\quad + 2^{-1}(1 - \eta)\boldsymbol{\beta}_{\mathcal{S}_0}^{*\top} \widehat{\mathbf{D}}(\mathcal{S})\boldsymbol{\beta}_{\mathcal{S}_0}^* - n^{-1}\boldsymbol{\varepsilon}^\top (\mathbf{P}_{\mathbf{X}_{\mathcal{S}}} - \mathbf{P}_{\mathbf{X}_{\mathcal{S}^*}})\boldsymbol{\varepsilon}.
 \end{aligned}$$

In the sequel, we show that the following two inequalities hold with high probability:

$$\left| 2n^{-1}\{(\mathbf{I} - \mathbf{P}_{\mathbf{X}_{\mathcal{S}}})\mathbf{X}_{\mathcal{S}_0}\boldsymbol{\beta}_{\mathcal{S}_0}^*\}^\top \boldsymbol{\varepsilon} \right| < 2^{-1}(1 - \eta)\boldsymbol{\beta}_{\mathcal{S}_0}^{*\top} \widehat{\mathbf{D}}(\mathcal{S})\boldsymbol{\beta}_{\mathcal{S}_0}^*, \quad (6.2)$$

$$n^{-1}\boldsymbol{\varepsilon}^\top (\mathbf{P}_{\mathbf{X}_{\mathcal{S}}} - \mathbf{P}_{\mathbf{X}_{\mathcal{S}^*}})\boldsymbol{\varepsilon} < 2^{-1}(1 - \eta)\boldsymbol{\beta}_{\mathcal{S}_0}^{*\top} \widehat{\mathbf{D}}(\mathcal{S})\boldsymbol{\beta}_{\mathcal{S}_0}^*, \quad (6.3)$$

so that $n^{-1}(R_{\mathcal{S}} - R_{\mathcal{S}^*}) > \eta\boldsymbol{\beta}_{\mathcal{S}_0}^{*\top} \widehat{\mathbf{D}}(\mathcal{S})\boldsymbol{\beta}_{\mathcal{S}_0}^*$.

First, define

$$\boldsymbol{\gamma}_{\mathcal{S}} := n^{-1/2}(\mathbf{I} - \mathbf{P}_{\mathbf{X}_{\mathcal{S}}})\mathbf{X}_{\mathcal{S}_0}\boldsymbol{\beta}_{\mathcal{S}_0}^*.$$

Then $\|\boldsymbol{\gamma}_S\|_2^2 = \boldsymbol{\beta}_{S_0}^{*\top} \widehat{\mathbf{D}}(S) \boldsymbol{\beta}_{S_0}^*$, and (6.2) is equivalent to

$$|\boldsymbol{\gamma}_S^\top \boldsymbol{\varepsilon}| / \|\boldsymbol{\gamma}_S\|_2 \leq \frac{(1-\eta)n^{1/2}}{4} \|\boldsymbol{\gamma}_S\|_2. \quad (6.4)$$

Given that all the entries of $\boldsymbol{\varepsilon}$ are i.i.d. sub-Gaussian with ψ_2 -norm bounded by σ , applying Hoeffding's inequality yields that for any $x > 0$,

$$\mathbb{P}(|\boldsymbol{\gamma}_S^\top \boldsymbol{\varepsilon}| / \|\boldsymbol{\gamma}_S\|_2 > \sigma x) \leq 2e^{-x^2/2}.$$

Define $\widehat{M}_t := \sup_{S \in \mathcal{A}_t} |\boldsymbol{\gamma}_S^\top \boldsymbol{\varepsilon}| / \|\boldsymbol{\gamma}_S\|_2$. Then a union bound over all $S \in \mathcal{A}_t$ yields that for any $\xi > 0$,

$$\mathbb{P}(\widehat{M}_t > \xi \sigma \sqrt{t \log p}) \leq 2|\mathcal{A}_t| e^{-(\xi^2 t \log p)/2} = \binom{p-s}{t} \binom{s}{t} 2e^{-(\xi^2 t \log p)/2} \leq 2e^{-(\xi^2/2-2)t \log p}.$$

Therefore, whenever

$$\frac{\inf_{S \in \mathcal{A}_t} \|\boldsymbol{\gamma}_S\|_2}{t^{1/2}} \geq \frac{4\xi\sigma}{1-\eta} \left(\frac{\log p}{n} \right)^{1/2},$$

we have that

$$\mathbb{P}\left(\widehat{M}_t > \frac{(1-\eta)n^{1/2}}{4} \inf_{S \in \mathcal{A}_t} \|\boldsymbol{\gamma}_S\|_2\right) \leq 2e^{-(\xi^2-2)t \log p},$$

which implies that

$$\mathbb{P}\left(\exists S \in \mathcal{A}_t, \frac{|\boldsymbol{\gamma}_S^\top \boldsymbol{\varepsilon}|}{\|\boldsymbol{\gamma}_S\|_2} > \frac{(1-\eta)n^{1/2}}{4} \|\boldsymbol{\gamma}_S\|_2\right) \leq 2e^{-(\xi^2-2)t \log p}. \quad (6.5)$$

As for (6.3), define

$$\widehat{\delta}_t := \max_{S \in \mathcal{A}_t} \frac{1}{n} \boldsymbol{\varepsilon}^\top (\mathbf{P}_{\mathbf{X}_S} - \mathbf{P}_{\mathbf{X}_{S^*}}) \boldsymbol{\varepsilon}.$$

Fix any $\mathcal{S} \in \mathcal{A}_t$, let \mathcal{U}, \mathcal{V} be the orthogonal complement of $\mathcal{W} := \text{colspan}(\mathbf{X}_{\mathcal{S}^* \cap \mathcal{S}})$ as a subspace of $\text{colspan}(\mathbf{X}_{\mathcal{S}})$ and $\text{colspan}(\mathbf{X}_{\mathcal{S}^*})$ respectively. Then $\dim(\mathcal{U}) = \dim(\mathcal{V}) = t$, and

$$\begin{aligned} \frac{1}{n} \boldsymbol{\varepsilon}^\top (\mathbf{P}_{\mathbf{X}_{\mathcal{S}}} - \mathbf{P}_{\mathbf{X}_{\mathcal{S}^*}}) \boldsymbol{\varepsilon} &= \frac{1}{n} \boldsymbol{\varepsilon}^\top (\mathbf{P}_{\mathcal{W}} + \mathbf{P}_{\mathcal{U}}) \boldsymbol{\varepsilon} - \frac{1}{n} \boldsymbol{\varepsilon}^\top (\mathbf{P}_{\mathcal{W}} + \mathbf{P}_{\mathcal{V}}) \boldsymbol{\varepsilon} \\ &= \frac{1}{n} \boldsymbol{\varepsilon}^\top (\mathbf{P}_{\mathcal{U}} - \mathbf{P}_{\mathcal{V}}) \boldsymbol{\varepsilon}. \end{aligned} \quad (6.6)$$

By (Rudelson and Vershynin, 2013, Theorem 1.1), there exists a universal constant $c > 0$ such that for any $x > 0$,

$$\mathbb{P}(|\boldsymbol{\varepsilon}^\top \mathbf{P}_{\mathcal{U}} \boldsymbol{\varepsilon} - \mathbb{E} \boldsymbol{\varepsilon}^\top \mathbf{P}_{\mathcal{U}} \boldsymbol{\varepsilon}| > \sigma^2 x) \leq 2e^{-c \min(x^2 / \|\mathbf{P}_{\mathcal{U}}\|_F^2, x / \|\mathbf{P}_{\mathcal{U}}\|_2)} = 2e^{-c \min(x^2/t, x)}.$$

Similarly,

$$\mathbb{P}(|\boldsymbol{\varepsilon}^\top \mathbf{P}_{\mathcal{V}} \boldsymbol{\varepsilon} - \mathbb{E} \boldsymbol{\varepsilon}^\top \mathbf{P}_{\mathcal{V}} \boldsymbol{\varepsilon}| > \sigma^2 x) \leq 2e^{-c \min(x^2/t, x)}.$$

Noticing that $\mathbb{E}(\boldsymbol{\varepsilon}^\top \mathbf{P}_{\mathcal{V}} \boldsymbol{\varepsilon}) = \mathbb{E} \text{tr}(\mathbf{P}_{\mathcal{V}} \boldsymbol{\varepsilon} \boldsymbol{\varepsilon}^\top) = \text{Var}(\epsilon_1) \text{tr}(\mathbf{P}_{\mathcal{V}}) = t \text{Var}(\epsilon_1) = \mathbb{E}(\boldsymbol{\varepsilon}^\top \mathbf{P}_{\mathcal{U}} \boldsymbol{\varepsilon})$, we combine the above two inequalities and obtain that

$$\mathbb{P}(|\boldsymbol{\varepsilon}^\top \mathbf{P}_{\mathcal{U}} \boldsymbol{\varepsilon} - \boldsymbol{\varepsilon}^\top \mathbf{P}_{\mathcal{V}} \boldsymbol{\varepsilon}| > 2\sigma^2 x) \leq 4e^{-c \min(x^2/t, x)}.$$

Given that $\log p > 1$ and that (6.23) holds, applying a union bound over $\mathcal{S} \in \mathcal{A}_t$ yields that for any $\xi > 1$,

$$\mathbb{P}\left(\widehat{\delta}_t > \frac{2\xi\sigma^2 t \log p}{n}\right) \leq 4|\mathcal{A}_t| e^{-c\xi t \log p} = \binom{p-s}{t} \binom{s}{t} 4e^{-c\xi t \log p} \leq 4e^{-(c\xi-2)t \log p}, \quad (6.7)$$

Therefore, whenever

$$\frac{\inf_{\mathcal{S} \in \mathcal{A}_t} \|\gamma_{\mathcal{S}}\|_2}{t^{1/2}} \geq \left(\frac{4\xi\sigma^2 \log p}{n(1-\eta)} \right)^{1/2},$$

we have that

$$\mathbb{P}\left(\widehat{\delta}_t > \min_{\mathcal{S} \in \mathcal{A}_t} \frac{1-\eta}{2} \|\gamma_{\mathcal{S}}\|_2^2\right) \leq 4e^{-(c\xi-2)t \log p},$$

which further implies that

$$\mathbb{P}\left(\exists \mathcal{S} \in \mathcal{A}_t, \frac{1}{n} \boldsymbol{\varepsilon}^\top (\mathbf{P}_{\mathbf{X}_{\mathcal{S}}} - \mathbf{P}_{\mathbf{X}_{\mathcal{S}^*}}) \boldsymbol{\varepsilon} \geq \frac{1-\eta}{2} \|\gamma_{\mathcal{S}}\|_2^2\right) \leq 4e^{-(c\xi-2)t \log p}. \quad (6.8)$$

Finally, combining (6.5) and (6.8) and applying a union bound with $t \in [s]$, we deduce that for any $\xi > \max(1, 2c^{-1})$ and $0 < \eta < 1$, if

$$\inf_{\mathcal{S} \in \mathcal{A}(s)} \frac{\|\gamma_{\mathcal{S}}\|_2}{t^{1/2}} \geq \frac{4\xi\sigma}{1-\eta} \left(\frac{\log p}{n} \right)^{1/2},$$

then given that $\tau_*(s) \leq \boldsymbol{\beta}_{\mathcal{S}_0}^{*\top} \widehat{\mathbf{D}}(\mathcal{S}) \boldsymbol{\beta}_{\mathcal{S}_0}^*$ for any $\mathcal{S} \in \mathcal{A}(s)$, we have that

$$\mathbb{P}\left(\forall \mathcal{S} \in \mathcal{A}, R_{\mathcal{S}} - R_{\mathcal{S}^*} > n\eta\tau_*(s)\right) \geq 1 - 4s\{p^{-(c\xi-2)} + p^{-(\xi-2)}\},$$

as desired.

6.2 Proof of Theorem 2.2

For any set $\mathcal{S} \in \mathcal{C}_{j_0}$, note that $\widehat{\mathbf{D}}(\mathcal{S})$ is now reduced to be a scalar, which we thus use $\widehat{D}(\mathcal{S})$ to denote. We have that

$$\begin{aligned} n^{-1}(R_{\mathcal{S}} - R_{\mathcal{S}^*}) &= n^{-1}\{\mathbf{y}^\top(\mathbf{I} - \mathbf{P}_{\mathbf{X}_{\mathcal{S}}})\mathbf{y} - \mathbf{y}^\top(\mathbf{I} - \mathbf{P}_{\mathbf{X}_{\mathcal{S}^*}})\mathbf{y}\} \\ &= \widehat{D}(\mathcal{S})\beta_{j_0}^{*2} + 2n^{-1}\beta_{j_0}^*\boldsymbol{\varepsilon}^\top(\mathbf{I} - \mathbf{P}_{\mathbf{X}_{\mathcal{S}}})\mathbf{X}_{j_0} - n^{-1}\boldsymbol{\varepsilon}^\top(\mathbf{P}_{\mathbf{X}_{\mathcal{S}}} - \mathbf{P}_{\mathbf{X}_{\mathcal{S}^*}})\boldsymbol{\varepsilon}. \end{aligned} \quad (6.9)$$

We first provide a lower bound on $\sup_{\mathcal{S} \in \mathcal{C}_{j_0}} n^{-1}\boldsymbol{\varepsilon}^\top(\mathbf{P}_{\mathbf{X}_{\mathcal{S}}} - \mathbf{P}_{\mathbf{X}_{\mathcal{S}^*}})\boldsymbol{\varepsilon}$. Recall that $\mathcal{S}_0^* = \mathcal{S}^* \setminus \{j_0\}$, and that for any $j \in [p] \setminus \mathcal{S}^*$, $\tilde{\mathbf{u}}_j := (\mathbf{I} - \mathbf{P}_{\mathbf{X}_{\mathcal{S}_0^*}})\mathbf{X}_j$ and $\bar{\mathbf{u}}_j := \tilde{\mathbf{u}}_j / \|\tilde{\mathbf{u}}_j\|_2$. We have that

$$\sup_{\mathcal{S} \in \mathcal{C}_{j_0}} \frac{1}{n}\boldsymbol{\varepsilon}^\top(\mathbf{P}_{\mathbf{X}_{\mathcal{S}}} - \mathbf{P}_{\mathbf{X}_{\mathcal{S}^*}})\boldsymbol{\varepsilon} = \sup_{j \notin \mathcal{S}^*} \frac{1}{n}\boldsymbol{\varepsilon}^\top(\bar{\mathbf{u}}_j\bar{\mathbf{u}}_j^\top - \bar{\mathbf{u}}_{j_0}\bar{\mathbf{u}}_{j_0}^\top)\boldsymbol{\varepsilon}. \quad (6.10)$$

We start with a lower bound of the expectation of the above term. By the Cauchy–Schwarz inequality,

$$\mathbb{E}\left\{\sup_{j \notin \mathcal{S}^*} \frac{1}{n}\boldsymbol{\varepsilon}^\top(\bar{\mathbf{u}}_j\bar{\mathbf{u}}_j^\top - \bar{\mathbf{u}}_{j_0}\bar{\mathbf{u}}_{j_0}^\top)\boldsymbol{\varepsilon}\right\} = \mathbb{E}\left\{\sup_{j \notin \mathcal{S}^*} \frac{1}{n}(\bar{\mathbf{u}}_j^\top\boldsymbol{\varepsilon})^2\right\} - \frac{\sigma^2}{n} \geq \frac{1}{n}\left\{\mathbb{E}\sup_{j \notin \mathcal{S}^*}(\bar{\mathbf{u}}_j^\top\boldsymbol{\varepsilon})\right\}^2 - \frac{\sigma^2}{n}.$$

By Sudakov's lower bound on Gaussian processes,

$$\mathbb{E}\sup_{j \notin \mathcal{S}^*}(\bar{\mathbf{u}}_j^\top\boldsymbol{\varepsilon}) \geq \sup_{\delta > 0} \frac{\delta}{2} \left\{\log M(\delta, \{\bar{\mathbf{u}}_j\}_{j \notin \mathcal{S}^*})\right\}^{1/2}.$$

Combining the two inequalities gives

$$\begin{aligned} \mathbb{E} \sup_{j \notin \mathcal{S}^*} \frac{1}{n} \boldsymbol{\varepsilon}^\top (\bar{\mathbf{u}}_j \bar{\mathbf{u}}_j^\top - \bar{\mathbf{u}}_{j_0} \bar{\mathbf{u}}_{j_0}^\top) \boldsymbol{\varepsilon} &\geq \frac{\sigma^2}{n} \left\{ \sup_{\delta > 0} \frac{\delta^2}{4} \log M(\delta, \{\bar{\mathbf{u}}_j\}_{j \notin \mathcal{S}^*}) - 1 \right\} \\ &\geq \frac{\sigma^2}{n} \left(\frac{\delta_0^2 c_{\delta_0}}{4} \log p - 1 \right). \end{aligned} \quad (6.11)$$

Now we bound the variance of $\sup_{j \notin \mathcal{S}^*} \frac{1}{n} \boldsymbol{\varepsilon}^\top (\bar{\mathbf{u}}_j \bar{\mathbf{u}}_j^\top - \bar{\mathbf{u}}_{j_0} \bar{\mathbf{u}}_{j_0}^\top) \boldsymbol{\varepsilon}$. We have that

$$\begin{aligned} \text{Var} \left\{ \sup_{j \notin \mathcal{S}^*} \frac{1}{n} \boldsymbol{\varepsilon}^\top (\bar{\mathbf{u}}_j \bar{\mathbf{u}}_j^\top - \bar{\mathbf{u}}_{j_0} \bar{\mathbf{u}}_{j_0}^\top) \boldsymbol{\varepsilon} \right\} &= \frac{1}{n^2} \text{Var} \left\{ \sup_{j \notin \mathcal{S}^*} (\bar{\mathbf{u}}_j^\top \boldsymbol{\varepsilon})^2 - (\bar{\mathbf{u}}_{j_0}^\top \boldsymbol{\varepsilon})^2 \right\} \\ &\leq \frac{2}{n^2} \left[\text{Var} \left\{ \sup_{j \notin \mathcal{S}^*} (\bar{\mathbf{u}}_j^\top \boldsymbol{\varepsilon})^2 \right\} + \text{Var} \{ (\bar{\mathbf{u}}_0^\top \boldsymbol{\varepsilon})^2 \} \right] \\ &= \frac{2}{n^2} \left[\text{Var} \left\{ \sup_{j \notin \mathcal{S}^*} (\bar{\mathbf{u}}_j^\top \boldsymbol{\varepsilon})^2 \right\} + 2\sigma^4 \right]. \end{aligned} \quad (6.12)$$

According to Lemma 6.2,

$$\text{Var} \left\{ \sup_{j \notin \mathcal{S}^*} (\bar{\mathbf{u}}_j^\top \boldsymbol{\varepsilon})^2 \right\} = \frac{2}{n^2} \text{Var} \left\{ \max \left(\sup_{j \notin \mathcal{S}^*} \bar{\mathbf{u}}_j^\top \boldsymbol{\varepsilon}, \sup_{j \notin \mathcal{S}^*} -\bar{\mathbf{u}}_j^\top \boldsymbol{\varepsilon} \right)^2 \right\} \leq \frac{4}{n^2} \text{Var}(Z^2), \quad (6.13)$$

where $Z := \sup_{j \notin \mathcal{S}^*} \bar{\mathbf{u}}_j^\top \boldsymbol{\varepsilon}$. Besides,

$$\begin{aligned} \text{Var}(Z^2) &= \text{Var} \{ (Z - \mathbb{E}Z)^2 + 2(\mathbb{E}Z)Z - (\mathbb{E}Z)^2 \} = \text{Var} \{ (Z - \mathbb{E}Z)^2 + 2(\mathbb{E}Z)Z \} \\ &\leq 2 \text{Var} \{ (Z - \mathbb{E}Z)^2 \} + 8(\mathbb{E}Z)^2 \text{Var}(Z) \\ &= 2\mathbb{E} \{ (Z - \mathbb{E}Z)^4 \} - 2 \text{Var}(Z)^2 + 8(\mathbb{E}Z)^2 \text{Var}(Z). \end{aligned} \quad (6.14)$$

According to Lemma 6.3, Z is σ^2 -subgaussian. Hence, for any $q \geq 1$, $(\mathbb{E}|(Z - \mathbb{E}Z)/\sigma|^q)^{1/q} \lesssim \sqrt{q}$. Therefore, $\text{Var}(Z^2) \lesssim \sigma^4 + \sigma^2(\mathbb{E}Z)^2$. In addition, by (van Handel, 2016, Corollary 5.25),

we have that

$$\mathbb{E}Z \leq 12\sigma \int_{\delta=0}^{\infty} \{\log N(\delta, \{\bar{\mathbf{u}}_j\}_{j \notin \mathcal{S}^*})\}^{1/2} d\delta,$$

where $N(\delta, \{\bar{\mathbf{u}}_j\}_{j \notin \mathcal{S}^*})$ is the δ -covering number of $\{\bar{\mathbf{u}}_j\}_{j \notin \mathcal{S}^*}$ under Euclidean distance. Given that $N(\delta, \{\bar{\mathbf{u}}_j\}_{j \in \mathcal{S}^*}) = 1$ for any $\delta > 2^{1/2}$, we deduce that $\mathbb{E}Z \lesssim \sigma(\log p)^{1/2}$. Therefore, $\text{Var}(Z^2) \lesssim \sigma^4 \log p$. Combining this bound with (6.12), (6.13) and (6.14) yields that there exists a universal constant $C_1 > 0$ such that

$$\text{Var} \left\{ \sup_{j \notin \mathcal{S}^*} \frac{1}{n} \boldsymbol{\varepsilon}^\top (\bar{\mathbf{u}}_j \bar{\mathbf{u}}_j^\top - \bar{\mathbf{u}}_{j_0} \bar{\mathbf{u}}_{j_0}^\top) \boldsymbol{\varepsilon} \right\} \leq \frac{C_1 \sigma^4 \log p}{n^2}.$$

Finally, by Markov's inequality, for any $t > 0$, we have that

$$\mathbb{P} \left\{ \sup_{\mathcal{S} \in \mathcal{A}_1} \frac{1}{n} \boldsymbol{\varepsilon}^\top (\mathbf{P}_{\mathbf{X}_{\mathcal{S}}} - \mathbf{P}_{\mathbf{X}_{\mathcal{S}^*}}) \boldsymbol{\varepsilon} \leq \frac{\sigma^2}{n} \left(\frac{\delta_0^2 c_{\delta_0}}{4} \log p - 1 \right) - \frac{t\sigma^2 (C_1 \log p)^{1/2}}{n} \right\} \leq t^{-2},$$

from which we further deduce that if $\log p > 5/(\delta_0^2 c_{\delta_0})$, then there exists $C_2(\delta_0) > 0$ such that

$$\mathbb{P} \left\{ \sup_{\mathcal{S} \in \mathcal{A}_1} \frac{1}{n} \boldsymbol{\varepsilon}^\top (\mathbf{P}_{\mathbf{X}_{\mathcal{S}}} - \mathbf{P}_{\mathbf{X}_{\mathcal{S}^*}}) \boldsymbol{\varepsilon} \leq \frac{\sigma^2 \delta_0^2 c_{\delta_0} \log p}{21n} \right\} \leq \frac{C_2(\delta_0)}{\log p}. \quad (6.15)$$

Now we proceed to give an upper bound of the second term on the right hand side of (6.9), i.e., $2n^{-1} \beta_{j_0}^* \boldsymbol{\varepsilon}^\top (\mathbf{I} - \mathbf{P}_{\mathbf{X}_{\mathcal{S}}}) \mathbf{X}_{j_0}$, for all $\mathcal{S} \in \mathcal{A}_1(j_0)$. Recall that we have defined $\boldsymbol{\gamma}_{\mathcal{S}} = \frac{1}{\sqrt{n}} (\mathbf{I} - \mathbf{P}_{\mathbf{X}_{\mathcal{S}}}) \mathbf{X}_{\mathcal{S}_0} \boldsymbol{\beta}_{\mathcal{S}_0}^*$, and that $\|\boldsymbol{\gamma}_{\mathcal{S}}\|_2^2 = (\boldsymbol{\beta}_{\mathcal{S}_0}^*)^\top \widehat{\mathbf{D}}(\mathcal{S}) \boldsymbol{\beta}_{\mathcal{S}_0}^*$, where $\mathcal{S}_0 = \mathcal{S}^* \setminus \mathcal{S}$. By definition,

$$\sup_{\mathcal{S} \in \mathcal{C}_{j_0}} \|\boldsymbol{\gamma}_{\mathcal{S}}\|_2^2 \leq \tau^*.$$

On the other hand, a union bound yields that for any $\xi > 2^{1/2}$,

$$\mathbb{P}\left\{\sup_{\mathcal{S} \in \mathcal{C}_{j_0}} \frac{|\boldsymbol{\gamma}_{\mathcal{S}}^\top \boldsymbol{\varepsilon}|}{\|\boldsymbol{\gamma}_{\mathcal{S}}\|_2} \geq \xi \sigma (\log p)^{1/2}\right\} \leq 2e^{-(\xi^2/2-1)\log p}.$$

Let $\xi = 2$. Then the two inequalities above yield that

$$\mathbb{P}\left\{\sup_{\mathcal{S} \in \mathcal{C}_{j_0}} |2n^{-1}\beta_{j_0}^* \boldsymbol{\varepsilon}^\top (\mathbf{I} - \mathbf{P}_{\mathbf{X}_{\mathcal{S}}}) \mathbf{X}_{j_0}| \geq 2\sigma \left(\frac{\tau^* \log p}{n}\right)^{1/2}\right\} \leq \frac{2}{p}. \quad (6.16)$$

Finally, combining (6.9), (6.15) and (6.16), we obtain that with probability at least $1 - 2p^{-1} - C_2(\delta_0)(\log p)^{-1}$,

$$\begin{aligned} \inf_{\mathcal{S} \in \mathcal{C}_{j_0}} n^{-1}(R_{\mathcal{S}} - R_{\mathcal{S}^*}) &= \inf_{\mathcal{S} \in \mathcal{C}_{j_0}} \left\{ \widehat{D}(\mathcal{S}) \beta_{j_0}^{*2} + 2n^{-1} \beta_{j_0}^* \boldsymbol{\varepsilon}^\top (\mathbf{I} - \mathbf{P}_{\mathbf{X}_{\mathcal{S}}}) \mathbf{X}_{j_0} - n^{-1} \boldsymbol{\varepsilon}^\top (\mathbf{P}_{\mathbf{X}_{\mathcal{S}}} - \mathbf{P}_{\mathbf{X}_{\mathcal{S}^*}}) \boldsymbol{\varepsilon} \right\} \\ &\leq \tau^* + \sup_{\mathcal{S} \in \mathcal{A}_1} \left| 2n^{-1} \beta_{j_0}^* \boldsymbol{\varepsilon}^\top (\mathbf{I} - \mathbf{P}_{\mathbf{X}_{\mathcal{S}}}) \mathbf{X}_{j_0} \right| - \sup_{\mathcal{S} \in \mathcal{A}_1} \frac{1}{n} \boldsymbol{\varepsilon}^\top (\mathbf{P}_{\mathbf{X}_{\mathcal{S}}} - \mathbf{P}_{\mathbf{X}_{\mathcal{S}^*}}) \boldsymbol{\varepsilon} \\ &\leq \tau^* + 2\sigma \left(\frac{\tau^* \log p}{n}\right)^{1/2} - \frac{\sigma^2 \delta_0^2 c_{\delta_0} \log p}{21n}. \end{aligned}$$

The conclusion thus follows by our condition on τ^* .

Lemma 6.1. *Suppose $\mathbf{u}_1, \mathbf{u}_2 \in \mathbb{R}^d$ such that $0 < \|\mathbf{u}_1\|_2, \|\mathbf{u}_2\|_2 \leq 1$. Define $\bar{\mathbf{u}}_i = \mathbf{u}_i / \|\mathbf{u}_i\|_2$ for $i = 1, 2$. Then*

$$\|\mathbf{u}_1 - \mathbf{u}_2\|_2 \geq \min\{\|\mathbf{u}_1\|_2, \|\mathbf{u}_2\|_2\} \|\bar{\mathbf{u}}_1 - \bar{\mathbf{u}}_2\|_2.$$

Proof. Consider a Euclidean space where $\mathbf{u}_1 = \overrightarrow{OA}$, $\mathbf{u}_2 = \overrightarrow{OB}$, $\bar{\mathbf{u}}_1 = \overrightarrow{OA}$, $\bar{\mathbf{u}}_2 = \overrightarrow{OB}$. Without loss of generality, assume that $\|\mathbf{u}_1\|_2 \leq \|\mathbf{u}_2\|_2$. Let $\mathbf{u}'_2 = \frac{\|\mathbf{u}_1\|_2}{\|\mathbf{u}_2\|_2} \mathbf{u}_2 = \overrightarrow{OB_1}$. Then $|AB_1| = \|\mathbf{u}_1\|_2 \|\bar{\mathbf{u}}_1 - \bar{\mathbf{u}}_2\|_2$, and $|AB| = \|\mathbf{u}_1 - \mathbf{u}_2\|_2$. On the other hand, $\|\mathbf{u}'_2\|_2 = \|\mathbf{u}_1\|_2$, meaning that $|OA| = |OB_1|$. Thus ABB_1 is an obtuse triangle, and we have $|AB_1| \leq$

$|AB|$. □

Lemma 6.2. *Given two random variables X_1 and X_2 valued in \mathbb{R} , $\text{Var}\{\max(X_1, X_2)\} \leq \text{Var}(X_1) + \text{Var}(X_2)$.*

Proof. $\text{Var}\{\max(X_1, X_2)\} = \text{Var}\{(X_1+X_2)/2+|X_1-X_2|/2\} \leq \frac{1}{2} \text{Var}(X_1+X_2) + \frac{1}{2} \text{Var}(X_1-X_2) = \text{Var}(X_1) + \text{Var}(X_2)$. □

Lemma 6.3 (van Handel (2016, Lemma 6.12)). *Let $\{X_t\}_{t \in T}$ be a separable Gaussian process. Then $\sup_{t \in T} X_t$ is $\sup_{t \in T} \text{Var}(X_t)$ -subgaussian.*

6.3 Proof of Theorem 2.3

For $t \in \{1, \dots, s\}$, let $\widehat{\mathcal{A}}_t := \{\mathcal{S} \subset [p] : |\mathcal{S}| = \widehat{s}, |\mathcal{S}^* \setminus \mathcal{S}| = t\}$ (i.e., the set of the sets that have missed t different elements in \mathcal{S}^*). Then we have $\mathcal{A}(\widehat{s}) = \cup_{t \in [s]} \widehat{\mathcal{A}}_t$. Our goal is to prove that with high probability, $R_{\mathcal{S}^*} \leq R_{\mathcal{S}} - n\eta\tau_*$ for all $\mathcal{S} \in \cup_{t \geq \delta s} \widehat{\mathcal{A}}_t$ under condition (2.7), so that $\text{TPR}(\mathcal{S}) \geq 1 - \delta$ for any \mathcal{S} satisfying that $|\mathcal{S}| = \widehat{s}$ and that $R_{\mathcal{S}} \leq R_{\mathcal{S}^*} +$

Now we fix $t \in [s]$. For any $\mathcal{S} \in \widehat{\mathcal{A}}_t$, define $\mathcal{S}_0 := \mathcal{S}^* \setminus \mathcal{S}$. Note that

$$\begin{aligned}
n^{-1}(R_{\mathcal{S}} - R_{\mathcal{S}^*}) &= n^{-1}\{\mathbf{y}^\top(\mathbf{I} - \mathbf{P}_{\mathbf{X}_{\mathcal{S}}})\mathbf{y} - \mathbf{y}^\top(\mathbf{I} - \mathbf{P}_{\mathbf{X}_{\mathcal{S}^*}})\mathbf{y}\} \\
&= n^{-1}\{(\mathbf{X}_{\mathcal{S}_0}\boldsymbol{\beta}_{\mathcal{S}_0}^* + \boldsymbol{\varepsilon})^\top(\mathbf{I} - \mathbf{P}_{\mathbf{X}_{\mathcal{S}}})(\mathbf{X}_{\mathcal{S}_0}\boldsymbol{\beta}_{\mathcal{S}_0}^* + \boldsymbol{\varepsilon}) - \boldsymbol{\varepsilon}^\top(\mathbf{I} - \mathbf{P}_{\mathbf{X}_{\mathcal{S}^*}})\boldsymbol{\varepsilon}\} \\
&= \boldsymbol{\beta}_{\mathcal{S}_0}^{*\top}\widehat{\mathbf{D}}(\mathcal{S})\boldsymbol{\beta}_{\mathcal{S}_0}^* + 2n^{-1}\boldsymbol{\varepsilon}^\top(\mathbf{I} - \mathbf{P}_{\mathbf{X}_{\mathcal{S}}})\mathbf{X}_{\mathcal{S}_0}\boldsymbol{\beta}_{\mathcal{S}_0}^* - n^{-1}\boldsymbol{\varepsilon}^\top(\mathbf{P}_{\mathbf{X}_{\mathcal{S}}} - \mathbf{P}_{\mathbf{X}_{\mathcal{S}^*}})\boldsymbol{\varepsilon} \\
&\geq \eta\tau_*(\widehat{s}, \delta) + 2^{-1}(1 - \eta)\boldsymbol{\beta}_{\mathcal{S}_0}^{*\top}\widehat{\mathbf{D}}(\mathcal{S})\boldsymbol{\beta}_{\mathcal{S}_0}^* + 2n^{-1}\boldsymbol{\varepsilon}^\top(\mathbf{I} - \mathbf{P}_{\mathbf{X}_{\mathcal{S}}})\mathbf{X}_{\mathcal{S}_0}\boldsymbol{\beta}_{\mathcal{S}_0}^* \\
&\quad + 2^{-1}(1 - \eta)\boldsymbol{\beta}_{\mathcal{S}_0}^{*\top}\widehat{\mathbf{D}}(\mathcal{S})\boldsymbol{\beta}_{\mathcal{S}_0}^* - n^{-1}\boldsymbol{\varepsilon}^\top(\mathbf{P}_{\mathbf{X}_{\mathcal{S}}} - \mathbf{P}_{\mathbf{X}_{\mathcal{S}^*}})\boldsymbol{\varepsilon}.
\end{aligned} \tag{6.17}$$

In the sequel, we show that the following two inequalities hold with high probability for

$t \in [\delta s, s]$:

$$\left| 2n^{-1} \{(\mathbf{I} - \mathbf{P}_{\mathbf{X}_S}) \mathbf{X}_{S_0} \boldsymbol{\beta}_{S_0}^*\}^\top \boldsymbol{\varepsilon} \right| < 2^{-1} (1 - \eta) \boldsymbol{\beta}_{S_0}^{*\top} \widehat{\mathbf{D}}(\mathcal{S}) \boldsymbol{\beta}_{S_0}^*, \quad (6.18)$$

$$n^{-1} \boldsymbol{\varepsilon}^\top (\mathbf{P}_{\mathbf{X}_S} - \mathbf{P}_{\mathbf{X}_{S^*}}) \boldsymbol{\varepsilon} < 2^{-1} (1 - \eta) \boldsymbol{\beta}_{S_0}^{*\top} \widehat{\mathbf{D}}(\mathcal{S}) \boldsymbol{\beta}_{S_0}^*. \quad (6.19)$$

First, define

$$\boldsymbol{\gamma}_S := n^{-1/2} (\mathbf{I} - \mathbf{P}_{\mathbf{X}_S}) \mathbf{X}_{S_0} \boldsymbol{\beta}_{S_0}^*.$$

Then $\|\boldsymbol{\gamma}_S\|_2^2 = \boldsymbol{\beta}_{S_0}^{*\top} \widehat{\mathbf{D}}(\mathcal{S}) \boldsymbol{\beta}_{S_0}^*$, and (6.18) is equivalent to

$$|\boldsymbol{\gamma}_S^\top \boldsymbol{\varepsilon}| / \|\boldsymbol{\gamma}_S\|_2 \leq \frac{(1 - \eta) n^{1/2}}{4} \|\boldsymbol{\gamma}_S\|_2. \quad (6.20)$$

Given that all the entries of $\boldsymbol{\varepsilon}$ are i.i.d. sub-Gaussian with ψ_2 -norm bounded by σ , applying Hoeffding's inequality yields that for any $x > 0$,

$$\mathbb{P}(|\boldsymbol{\gamma}_S^\top \boldsymbol{\varepsilon}| / \|\boldsymbol{\gamma}_S\|_2 > \sigma x) \leq 2e^{-x^2/2}.$$

Define $\widehat{M}_t := \sup_{\mathcal{S} \in \widehat{\mathcal{A}}_t} |\boldsymbol{\gamma}_S^\top \boldsymbol{\varepsilon}| / \|\boldsymbol{\gamma}_S\|_2$. Then a union bound over all $\mathcal{S} \in \widehat{\mathcal{A}}_t$ yields that for any $\xi > 0$,

$$\begin{aligned} \mathbb{P}(\widehat{M}_t > \xi \sigma \sqrt{(\widehat{s} - s + t) \log p}) &\leq 2|\widehat{\mathcal{A}}_t| e^{-\{\xi^2(\widehat{s} - s + t) \log p\}/2} \\ &= \binom{p - s}{\widehat{s} - s + t} \binom{s}{t} \cdot 2e^{-\xi^2(\widehat{s} - s + t) \log p/2} \leq 2e^{-(\xi^2/2 - 2)(\widehat{s} - s + t) \log p}. \end{aligned}$$

Now under condition (2.7), we have that for any $t \in (\delta s, s]$ and any $\mathcal{S} \in \widehat{\mathcal{A}}_t$,

$$\boldsymbol{\beta}_{\mathcal{S}_0}^{*\top} \widehat{\mathbf{D}}(\mathcal{S}) \boldsymbol{\beta}_{\mathcal{S}_0}^* \geq \left(\frac{4\xi}{1-\eta} \right)^2 (\widehat{s} - s + t) \frac{\sigma^2 \log p}{n}. \quad (6.21)$$

Combining the fact that $\|\boldsymbol{\gamma}_{\mathcal{S}}\|_2 = \sqrt{\boldsymbol{\beta}_{\mathcal{S}_0}^{*\top} \widehat{\mathbf{D}}(\mathcal{S}) \boldsymbol{\beta}_{\mathcal{S}_0}^*}$, we obtain that

$$\mathbb{P} \left(\widehat{M}_t > \frac{(1-\eta)n^{1/2}}{4} \inf_{\mathcal{S} \in \widehat{\mathcal{A}}_t} \|\boldsymbol{\gamma}_{\mathcal{S}}\|_2 \right) \leq 2e^{-(\xi^2/2-2)(\widehat{s}-s+t) \log p},$$

holds under conditions in (i) and (ii) for different ranges of t . This implies that

$$\mathbb{P} \left(\exists \mathcal{S} \in \widehat{\mathcal{A}}_t, \frac{|\boldsymbol{\gamma}_{\mathcal{S}}^\top \boldsymbol{\varepsilon}|}{\|\boldsymbol{\gamma}_{\mathcal{S}}\|_2} > \frac{(1-\eta)n^{1/2}}{4} \|\boldsymbol{\gamma}_{\mathcal{S}}\|_2 \right) \leq 2e^{-(\xi^2/2-2)(\widehat{s}-s+t) \log p}. \quad (6.22)$$

As for (6.19), define

$$\widehat{\delta}_t := \max_{\mathcal{S} \in \widehat{\mathcal{A}}_t} \frac{1}{n} \boldsymbol{\varepsilon}^\top (\mathbf{P}_{\mathbf{X}_{\mathcal{S}}} - \mathbf{P}_{\mathbf{X}_{\mathcal{S}^*}}) \boldsymbol{\varepsilon}.$$

Fix any $\mathcal{S} \in \widehat{\mathcal{A}}_t$, let \mathcal{U} , \mathcal{V} be the orthogonal complement of $\mathcal{W} := \text{colspan}(\mathbf{X}_{\mathcal{S}^* \cap \mathcal{S}})$ as a subspace of $\text{colspan}(\mathbf{X}_{\mathcal{S}})$ and $\text{colspan}(\mathbf{X}_{\mathcal{S}^*})$ respectively. Then $\dim(\mathcal{U}) \leq \widehat{s} - s + t$, $\dim(\mathcal{V}) \leq t$, and

$$\begin{aligned} \frac{1}{n} \boldsymbol{\varepsilon}^\top (\mathbf{P}_{\mathbf{X}_{\mathcal{S}}} - \mathbf{P}_{\mathbf{X}_{\mathcal{S}^*}}) \boldsymbol{\varepsilon} &= \frac{1}{n} \boldsymbol{\varepsilon}^\top (\mathbf{P}_{\mathcal{W}} + \mathbf{P}_{\mathcal{U}}) \boldsymbol{\varepsilon} - \frac{1}{n} \boldsymbol{\varepsilon}^\top (\mathbf{P}_{\mathcal{W}} + \mathbf{P}_{\mathcal{V}}) \boldsymbol{\varepsilon} \\ &= \frac{1}{n} \boldsymbol{\varepsilon}^\top (\mathbf{P}_{\mathcal{U}} - \mathbf{P}_{\mathcal{V}}) \boldsymbol{\varepsilon}. \end{aligned} \quad (6.23)$$

By (Rudelson and Vershynin, 2013, Theorem 1.1), there exists a universal constant $c > 0$

such that for any $x > 0$,

$$\mathbb{P}(|\boldsymbol{\varepsilon}^\top \mathbf{P}_U \boldsymbol{\varepsilon} - \mathbb{E} \boldsymbol{\varepsilon}^\top \mathbf{P}_U \boldsymbol{\varepsilon}| > \sigma^2 x) \leq 2e^{-c \min(x^2 / \|\mathbf{P}_U\|_F^2, x / \|\mathbf{P}_U\|_2)} \leq 2e^{-c \min(x^2 / (\widehat{s} - s + t), x)}.$$

Similarly,

$$\mathbb{P}(|\boldsymbol{\varepsilon}^\top \mathbf{P}_V \boldsymbol{\varepsilon} - \mathbb{E} \boldsymbol{\varepsilon}^\top \mathbf{P}_V \boldsymbol{\varepsilon}| > \sigma^2 x) \leq 2e^{-c \min(x^2 / t, x)}.$$

Noticing that $\mathbb{E}(\boldsymbol{\varepsilon}^\top \mathbf{P}_U \boldsymbol{\varepsilon}) = \mathbb{E} \operatorname{tr}(\mathbf{P}_U \boldsymbol{\varepsilon} \boldsymbol{\varepsilon}^\top) = \operatorname{Var}(\epsilon_1) \operatorname{tr}(\mathbf{P}_U) = (\widehat{s} - s + t)\sigma^2$, and similarly $\mathbb{E}(\boldsymbol{\varepsilon}^\top \mathbf{P}_V \boldsymbol{\varepsilon}) = t\sigma^2$, we combine the above two inequalities and obtain

$$\begin{aligned} \mathbb{P}(|\boldsymbol{\varepsilon}^\top \mathbf{P}_U \boldsymbol{\varepsilon} - \boldsymbol{\varepsilon}^\top \mathbf{P}_V \boldsymbol{\varepsilon}| > (\widehat{s} - s)\sigma^2 + 2x\sigma^2) &\leq \mathbb{P}(|\boldsymbol{\varepsilon}^\top \mathbf{P}_U \boldsymbol{\varepsilon} - \mathbb{E} \boldsymbol{\varepsilon}^\top \mathbf{P}_U \boldsymbol{\varepsilon}| > x\sigma^2) \\ &\quad + \mathbb{P}(|\boldsymbol{\varepsilon}^\top \mathbf{P}_V \boldsymbol{\varepsilon} - \mathbb{E} \boldsymbol{\varepsilon}^\top \mathbf{P}_V \boldsymbol{\varepsilon}| > x\sigma^2) \leq 4e^{-c \min(x^2 / (\widehat{s} - s + t), x)}. \end{aligned}$$

Given that $\log p > 1$ and that (6.23) holds, applying a union bound over $\mathcal{S} \in \widehat{\mathcal{A}}_t$ yields that for any $\xi > 1$, by taking $x = \xi(\widehat{s} - s + t)$,

$$\mathbb{P}\left(\widehat{\delta}_t > \frac{3\xi\sigma^2(\widehat{s} - s + t)\log p}{n}\right) \tag{6.24}$$

$$\begin{aligned} &\leq \mathbb{P}(|\boldsymbol{\varepsilon}^\top \mathbf{P}_U \boldsymbol{\varepsilon} - \boldsymbol{\varepsilon}^\top \mathbf{P}_V \boldsymbol{\varepsilon}| > (\widehat{s} - s)\sigma^2 + 2\sigma^2 \cdot \xi(\widehat{s} - s + t)) \\ &\leq 4|\widehat{\mathcal{A}}_t| e^{-c\xi(\widehat{s} - s + t)\log p} = \binom{p - s}{\widehat{s} - s + t} \binom{s}{t} \cdot 4e^{-c\xi(\widehat{s} - s + t)\log p} \\ &\leq 4e^{-(c\xi - 2)(\widehat{s} - s + t)\log p}, \end{aligned} \tag{6.25}$$

Given (6.21), (2.7) and that $\|\boldsymbol{\gamma}_S\|_2 = \sqrt{\boldsymbol{\beta}_{S_0}^{*\top} \widehat{\mathbf{D}}(S) \boldsymbol{\beta}_{S_0}^*}$, we have that

$$\mathbb{P}\left(\widehat{\delta}_t > \min_{S \in \widehat{\mathcal{A}}_t} \frac{1 - \eta}{2} \|\boldsymbol{\gamma}_S\|_2^2\right) \leq 4e^{-(c\xi - 2)(\widehat{s} - s + t)\log p}$$

holds for all $t \geq \delta s$. This further implies that

$$\mathbb{P}\left(\exists \mathcal{S} \in \widehat{\mathcal{A}}_t, \frac{1}{n} \boldsymbol{\varepsilon}^\top (\mathbf{P}_{\mathbf{X}_S} - \mathbf{P}_{\mathbf{X}_{S^*}}) \boldsymbol{\varepsilon} \geq \frac{1-\eta}{2} \|\boldsymbol{\gamma}_S\|_2^2\right) \leq 4e^{-(c\xi-2)(\widehat{s}-s+t) \log p}. \quad (6.26)$$

To reach the final conclusion, we combine (6.22) and (6.26), and apply a union bound with $t \in [\delta s, s] \cup \mathbb{N}$. We deduce that for any $\xi > \max(1, 2c^{-1})$ and $0 < \eta < 1$, if (2.7) holds, we have that with probability at least $1 - 4s\{p^{-(c\xi-2)} + p^{-(\xi-2)}\}$, for any $\mathcal{S} \in \cup_{t \geq \delta s} \widehat{\mathcal{A}}_t$,

$$R_S - R_{S^*} > n\eta\tau_*.$$

6.4 Proof of Theorem 3.1

By (Jain et al., 2014, Theorem 4), there exists a universal constant C_1 , such that when $t \geq C_1 \kappa \log\{\mathcal{L}(\widehat{\boldsymbol{\beta}}_0^{\text{iht}})/(n\eta\tau_*(\pi, \delta))\}$,

$$\begin{aligned} R_{\text{supp}(\widehat{\boldsymbol{\beta}}_t^{\text{iht}})} = \mathcal{L}(\widehat{\boldsymbol{\beta}}_t^{\text{iht}}) &\leq \min_{\boldsymbol{\beta} \in \mathbb{R}^p, \|\boldsymbol{\beta}\|_0 \leq s} \mathcal{L}(\boldsymbol{\beta}) + n\eta\tau_*(\pi, \delta) = \min_{S' \subset [p], |S'|=s} R_{S'} + n\eta\tau_*(\pi, \delta) \\ &\leq R_{S^*} + n\eta\tau_*(\pi, \delta). \end{aligned} \quad (6.27)$$

Then the conclusion follows immediately given Theorem 2.3.

6.5 Proof of Corollary 3.1

Theorem 3.1 shows that there exist universal constants C_1, C_2 such that as long as $l \geq s$ and $\pi \geq 4\kappa^2 l$, for any $\xi > C_1$ and $0 \leq \eta < 1$, whenever $\tau_*(\pi, \delta) \geq 16\xi^2 \sigma^2 \log(p)/\{(1-\eta)^2 n\}$ for some $\delta < s^{-1}$, we have with probability at least $1 - 8sp^{-(C_2^{-1}\xi-1)}$ that $\text{TPR}(\widehat{\boldsymbol{\beta}}_t^{\text{iht}}) = 1$, or in other words, $\mathcal{S}^* \subset \text{supp}(\widehat{\boldsymbol{\beta}}_t^{\text{iht}})$, for any $t \geq C_1 \kappa \log \frac{\mathcal{L}(\widehat{\boldsymbol{\beta}}_0^{\text{iht}})}{n\eta\tau_*(\pi, \delta)}$. Combining this with

the definition of $\widehat{\boldsymbol{\beta}}_t^{\text{iht}}(s)$ yields that $R_{\text{supp}(\widehat{\boldsymbol{\beta}}_t^{\text{iht}}(s))} \leq R_{\mathcal{S}^*}$. Applying the second conclusion of Theorem 2.3 again implies that $\text{TPR}(\widehat{\boldsymbol{\beta}}_t^{\text{iht}}(s)) = 1$. The conclusion thus follows by the fact that $\|\widehat{\boldsymbol{\beta}}_t^{\text{iht}}(s)\|_0 = s$.