

Patterns of Primes and Composites from Divisibility Network of Natural Numbers

ABIYA RAJANS *and*

G. AMBIKA*

Indian Institute of Science Education and Research (IISER) Tirupati, Tirupati - 517 507, India

*Corresponding author: g.ambika@iisertirupati.ac.in

[Received on 11 December 2021]

We present the pattern underlying some of the properties of natural numbers, using the framework of complex networks. The network used is a divisibility network in which each node has a fixed identity as one of the natural numbers and the connections among the nodes are made based on the divisibility pattern among the numbers. We derive analytical expressions for the centrality measures of this network in terms of the floor function and the divisor functions. We validate these measures with the help of standard methods which make use of the adjacency matrix of the network. Thus how the measures of the network relate to patterns in the behaviour of primes and composite numbers becomes apparent from our study.

Keywords: Complex networks, divisibility network, primes and composites, stretching similarity, floor function, divisor function

1. Introduction

In the world of numbers, primes and composites form two non-overlapping infinite sets. Composites can be factorised into primes, while primes remain elusive in many aspects. Prime numbers are found to have interesting connections underlying widely different phenomena and processes. They repeatedly pop up in many unexpected ways in Riemann ζ function, self-organised criticality, quantum computation, quantum cosmology, signal processing, fractal geometry and public-key cryptography algorithms. [3–5, 7, 10, 12, 13, 15]. The positions of prime numbers appear to be scattered throughout natural numbers in a non-homogeneous random fashion and the most famous theorem that relates this is the Prime number theorem which states that the number of primes up to N , approaches $\frac{N}{\log N}$, in the limit of $N \rightarrow \infty$ [7].

Attempts to understand the architecture of natural numbers have led to much exciting research, involving methods from various fields ranging from number theory to graph theory. The framework of complex networks has been used recently to understand the pattern of natural numbers in three different ways of construction. One of the studies reported relies on constructing a weighted bipartite of composite and prime numbers, with connections between them decided by the prime factorisation [6]. Similarly, another work studies a network of composite numbers where the link between two nodes exists if they share a common divisor [9]. The congruence relations among numbers are explored using a multiplex network, and every layer is reported as a sparse and heterogeneous sub-network with a scale-free topology [17]. A more general approach is to consider all the numbers as nodes, and if one number divides another, their corresponding nodes are connected by an undirected link. This results in a determinis-

tic but complex network called natural number network, which has been reported to be scale-free with an interesting symmetry property called stretching similarity [14]. Following this, a recent work has applied this to the specific case of divisibility pattern within the elements of Pascal triangles [16]. In all the above cases, the topology of the resulting networks is shown to be of scale-free type.

We note that approaches based on the framework of complex networks are ideal to understand and visualise the hidden structure in the sequence of primes and their relations with other natural numbers. Since divisibility pattern is the one aspect that distinguishes the primes from other numbers, we take the measures of natural number network constructed using divisibility patterns to discern the intricacies in the architecture of primes and composites in a natural way. In this work, we present how the measures of this network can be related to the properties of natural numbers, especially prime numbers. Here, the pattern of connectivity reflects the divisibility pattern among the numbers and hence can project primes very effectively. Moreover, as an advancement of earlier work, we derive analytic expressions for the network measures like degree, clustering coefficient, centrality and link density in terms of floor functions and divisor functions and verify them by direct numerical simulations. These expressions help to understand the trends observed in the characterising measures of the network as N increases. As a specific case, we could explain the stretching similarity reported in previous work [14] for local clustering coefficients of the nodes in this network as arising due to the trends in the divisor functions of natural numbers. We also bring out the specific trends shown by the measures corresponding to prime numbers.

2. Divisibility Network of Natural Numbers

We define the divisibility network of natural numbers of size N as a graph G_N with vertices, $V(G_N) = \{1, \dots, N\}$ and edges connected according to the adjacency matrix, $A = [A_{ij}]$ where

$$A_{ij} = \begin{cases} 1, & \text{if } i \neq j \text{ and either } i \text{ divides } j \text{ or } j \text{ divides } i \\ 0, & \text{otherwise} \end{cases}$$

By construction, G_N is a deterministic network whose nodes are fixed as natural numbers in order from 1 to N and therefore is different from other networks like random or scale free networks. We present in figures 1a, 1b two such networks G_N as illustrations, for $N = 10$ and 20.

We now derive expressions for some of the local characteristics of G_N like degree of the nodes and related global measures and study their trends for prime and composite numbers.

3. Degrees of primes and composites on G_N

The connectivity of the network G_N maps the pattern of divisibility among natural numbers. To characterise them, we start with the most basic local property of nodes in the network, namely the degree of a node. It is defined as the total number of links of the node [11]. We study the degrees of all the nodes and their variation with the network size N . We find that we can express the degree of any node in terms of floor function and divisor function of that natural number. In particular, we first consider nodes that correspond to prime numbers among the first N numbers. This will bring out patterns that are specific to primes. The expressions for the degrees derived below will help to compute the degree for any node on the network. Starting from the definition of degree, we can also numerically compute them from the elements of the adjacency matrix. We present both calculations to validate the expressions derived from the properties of numbers.

By the definition of degree as the number of links of a node, we get the degree of a node from the

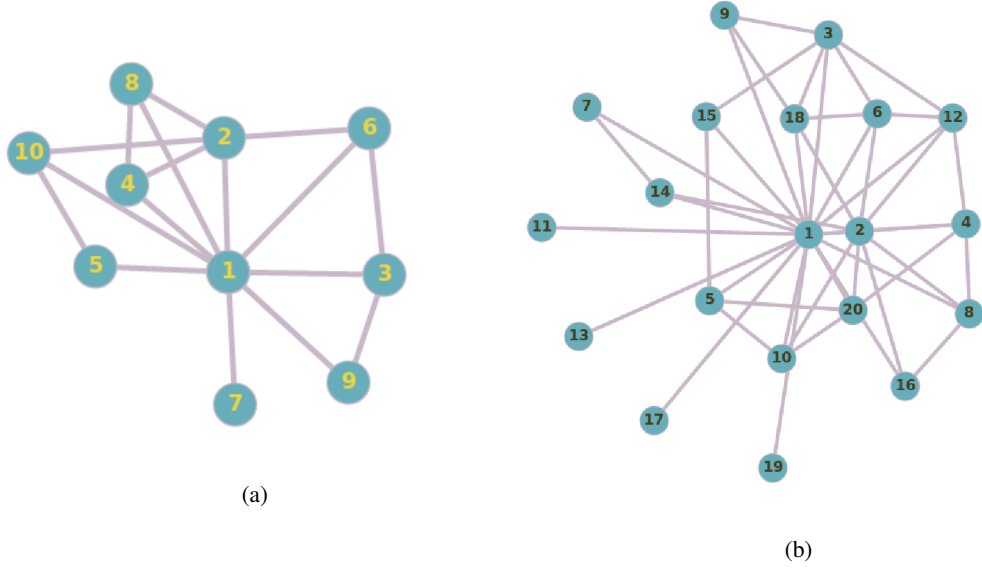


FIG. 1: Network of natural numbers G_N of size N with connectivity based on the divisibility patterns among the natural numbers. (a) $N = 10$ and (b) $N = 20$.

adjacency matrix of the constructed network as

$$k_p = \sum_{j=1}^N A_{pj} \quad (3.1)$$

On the other hand, since G_N is a deterministic network, the degree can be expressed as a function of the nodes. The degree of a prime node is the sum of its number of multiples and its only divisor 1. In a network of size N , $M(p) = \left\lfloor \frac{N}{p} \right\rfloor$ is the number of multiples of p which are less than N , including p itself. Since there are no self-loops in G_N , the multiples of p less than N excluding p are $2.p, 3.p, \dots, M(p).p$. Hence the node p is connected to $\left\lfloor \frac{N}{p} \right\rfloor - 1$ multiples. Here $\left\lfloor \frac{N}{p} \right\rfloor$ known as the floor function, is the greatest integer value of $\frac{N}{p}$ [7]. For example, if $N = 5$ and $p = 2$, then $\left\lfloor \frac{5}{2} \right\rfloor = \lfloor 2.5 \rfloor = 2$. Now including the one divisor of p , the degree of p is $\left\lfloor \frac{N}{p} \right\rfloor - 1 + 1 = \left\lfloor \frac{N}{p} \right\rfloor$. Thus we see a trend in the degree of primes k_p as a function of primes p for a given network of size N , as

$$k_p = \left\lfloor \frac{N}{p} \right\rfloor \quad (3.2)$$

In figure 2, we show the results for the trend in the degrees of primes for a given network size N using both the equations (3.1) and (3.2). The figure shows that the results obtained from these different methods are exactly the same. Moreover, we can see that the jumps in the values of degree at $\left\lfloor \frac{N}{2} \right\rfloor, \left\lfloor \frac{N}{3} \right\rfloor, \left\lfloor \frac{N}{4} \right\rfloor, \dots$ can be explained as coming from the nature of the floor function. We observe from

figure 2 that all prime nodes between $\lfloor \frac{N}{2} \rfloor$ and N have a degree of one, all primes between $\lfloor \frac{N}{3} \rfloor$ and $\lfloor \frac{N}{2} \rfloor$ have degree as two and so on. We also note that the jumps in the values of degrees k_p can be explained in terms of the jumps in the floor function $\lfloor \frac{N}{p} \rfloor$. For example, if $N = 100$, any prime between 50 and 100, e.g. 71 will have $\lfloor \frac{100}{71} \rfloor = 1$, any prime between 33 and 50, e.g. 37 will have $\lfloor \frac{100}{37} \rfloor = 2$, and so on.

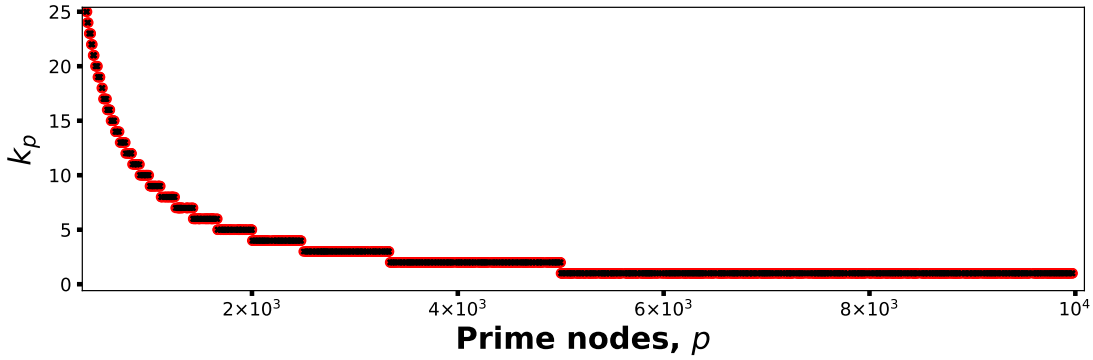


FIG. 2: (a) Degrees of the prime nodes k_p calculated numerically (red) from the adjacency matrix using equation (3.1) exactly coincides with the degrees calculated analytically (black) from the floor function using equation (3.2) for network size $N = 10^4$. We observe from the figure that all prime nodes between $\lfloor \frac{N}{2} \rfloor$ and N have a degree of one, all primes between $\lfloor \frac{N}{3} \rfloor$ and $\lfloor \frac{N}{2} \rfloor$ have degree as two and so on.

For composite numbers the degree k_n from the adjacency matrix is,

$$k_n = \sum_{m=1}^N A_{nm} \quad (3.3)$$

by definition.

In the context of composite numbers ($n > 1$), in addition to multiples, the degree will also include the number of divisors and so we invoke the divisor function. Any composite number can be written in terms of primes as $n = \prod_{i=1}^k p_i^{j_i}$ then the divisor function

$$s(n) = \prod_{i=1}^k (j_i + 1) \quad (3.4)$$

gives the number of divisors of n , which includes n itself [7]. Since we do not consider self-loops, the number of divisors forming link with n is $s(n) - 1$. Thus, n has $\lfloor \frac{N}{n} \rfloor - 1$ multiples which are less than N and $s(n) - 1$ divisors, excluding n itself. The degree of n , k_n is the sum of the number of multiples of n less than N and number of divisors of n excluding itself.

Thus for $n \neq 1$, we can write the degree of a node n as

$$k_n = \left\lfloor \frac{N}{n} \right\rfloor + s(n) - 2 \quad (3.5)$$

The degree of the node $n = 1$ is a unique case since 1 is neither prime nor composite. The degree k_1 in terms of the network size is $N - 1$ since 1 is connected to all the nodes in the network except itself.

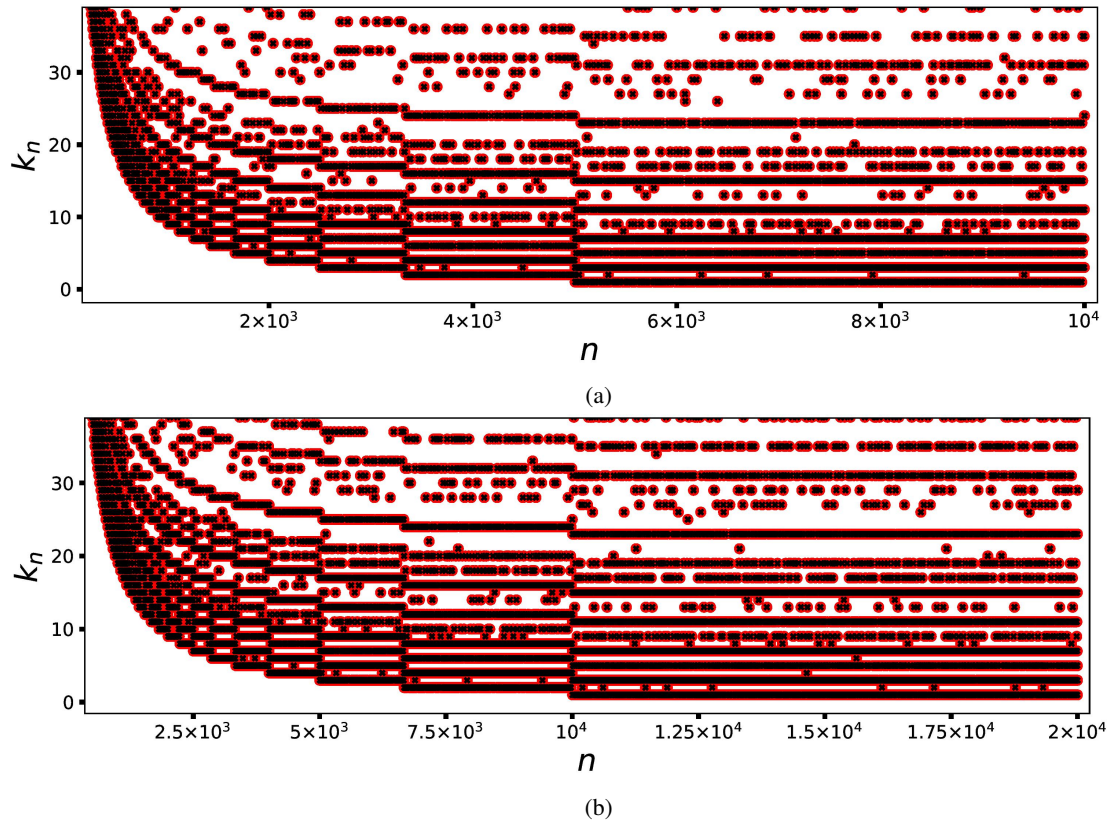


FIG. 3: Degrees of nodes using the analytical (black) expression (3.5) matches exactly with the degrees obtained from adjacency matrix (red) using equation (3.3) for (a) $N = 10^4$, (b) $N = 2 \times 10^4$. We observe the whole structure stretches as N increases, giving similar patterns in both cases.

In figure 7, we present the degrees of all nodes for different networks of size $N = 10^4$ and $N = 2 \times 10^4$. In addition to the jumps, we observe parallel lines and the pattern is similar for different network sizes N as is clear from figures 3a and 3b. We note that the jumps occur exactly at $\lfloor \frac{N}{2} \rfloor, \lfloor \frac{N}{3} \rfloor, \dots$. Comparing this figure with figure 2, it is clear that the jumps come from the floor function, while the stretching formed by the bands of numbers with same degree, reflects the nature of the divisor function. This will become more evident if we plot $s(n)$ vs n and $\lfloor \frac{N}{n} \rfloor$ vs n and compare them with plot of k_n vs n . We present these for a network of size $N = 10^4$ in the Appendix, which validates our conclusion.

4. Variation of link density with the size of the network G_N

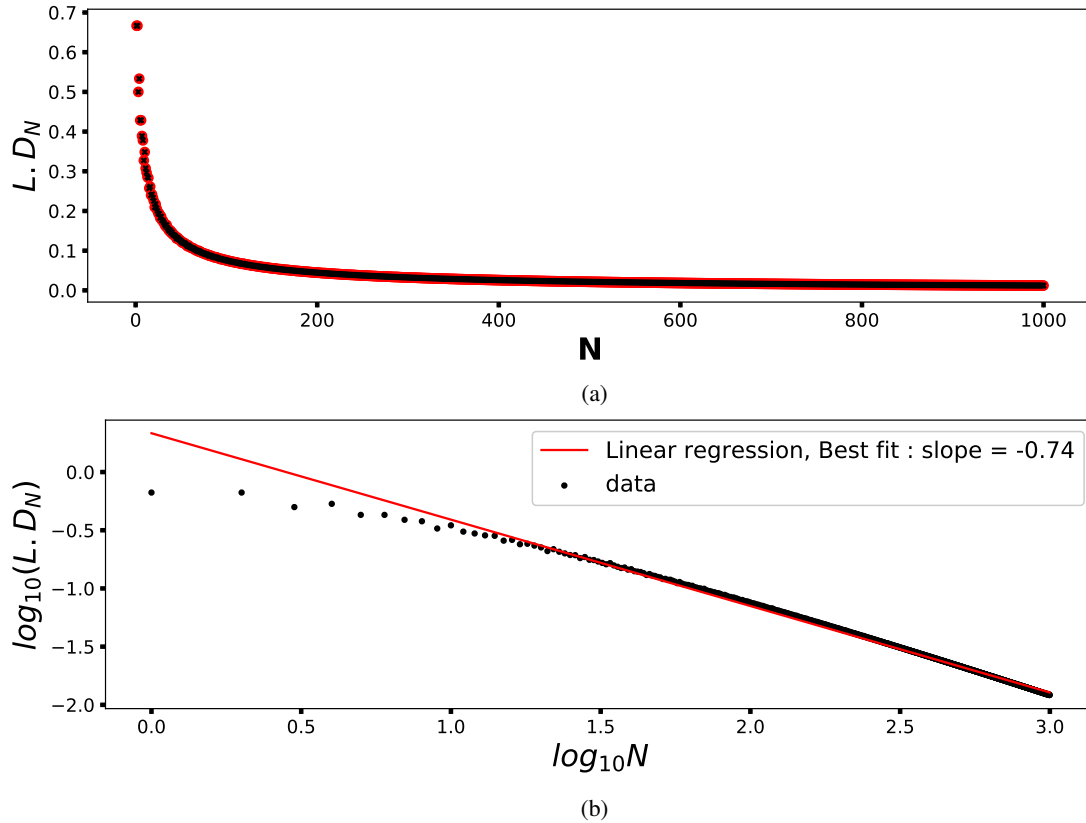


FIG. 4: (a) There is an exact match of change in link density with the size of the network obtained from the adjacency matrix (red) using equation (4.1) with the values obtained using the analytical expression (black) in equation (4.2). (b) The log-log plot of variation in link Density with the size of the network. The slope of the straight-line portion is approximately $-3/4$, which indicates the scaling of link density with size of network.

One of the fundamental global characteristics of a network is its link density. It is defined as the

ratio of the number of links present in a network to the number of possible links between all node pairs n, m in the network of size N [11]. Thus from adjacency matrix, we can write

$$\text{Link density, } L.D_N = \sum_{n,m} \frac{0.5A_{nm}}{N C_2} \quad (4.1)$$

Following the discussions in the above section, for G_N , the total number of links in G_N is the sum of the number of multiples less than N (which is $\lfloor \frac{N}{i} \rfloor - 1$) of all the nodes in G_N . Thus we get,

$$\text{Link density, } L.D_N = \sum_{i=1}^N \frac{\lfloor \frac{N}{i} \rfloor}{(N C_2)} - \frac{2}{(N-1)}. \quad (4.2)$$

In figure 4a, we plot the link density as a function of network size, using both the above expressions. It is clear that the agreement is good. From the log-log plot shown in figure 4b, we get the slope of the straight-line portion as -0.74 or approximately -3/4. Thus we can say for large N , the link density scales with N as,

$$LD(N) \approx N^{-3/4} \quad (4.3)$$

This would mean as N increases, link density goes to zero following a power law. We note this is different from the scaling index of -1 reported in real-world networks [1].

5. Local clustering coefficient and stretching similarity

The local clustering coefficient of any node, n is the ratio of the number of neighboring pairs of n which are connected among themselves (e_n) to the number of possible links among the neighbors of n [11]. In terms of elements of the adjacency matrix, the local clustering coefficient of any node n is given by

$$c_n = \frac{e_n}{k_n C_2} = \sum_{s \neq t=1}^N \frac{A_{ns} A_{st} A_{tn}}{k_n C_2} \quad (5.1)$$

We present below the derivation of analytical expression for the local clustering coefficient of any node n is discussed below:

We start by considering the number of links among the divisors of n (call it $N_{s(n)}$). There are $s(n) - 1$ divisors of n excluding n itself. Let m, m' be two divisors of n ($= \prod_{i=1}^k p_i^{j_i}$). Then, we can write $m = \prod_{\alpha=1}^k p_{\alpha}^{l_{\alpha}}$ and $m' = \prod_{\alpha=1}^k p_{\alpha}^{l'_{\alpha}}$ where $0 \leq l_{\alpha}, l'_{\alpha} \leq j_{\alpha}$. If m' is a divisor of m (denoted $m'|m$) and there is an edge between m and m' , then $l_{\alpha} \leq l'_{\alpha}$ for each $\alpha = 1, \dots, k$. For fixed m , the number of divisors of m is $s(m) - 1 = \prod_{\alpha=1}^k (l_{\alpha} + 1) - 1$. Summing this over all the divisors m of n gives, $\sum_{m|n} (s(m) - 1)$
 $= \sum_{m|n} s(m) - s(n)$. But this includes the case when $m = m'$ for each divisor m . So, subtracting the number of such m' from this gives the number of edges between the divisors of n ,

$$N_{s(n)} = \sum_{m|n} s(m) - s(n) - (s(n) - 1) \quad (5.2)$$

$$= \left(\sum_{l_1=0}^{j_1} \sum_{l_2=0}^{j_2} \cdots \sum_{l_k=0}^{j_k} \left[\prod_{\alpha=1}^k (l_\alpha + 1) \right] \right) - (2s(n) - 1). \quad (5.3)$$

$$= \frac{\prod_{i=1}^k (j_i + 1)(j_i + 2)}{2^k} - 2s(n) + 1. \quad (5.4)$$

Now, we look at the number of links among the multiples of n (call it $N_{M(n)}$). Here $M(n) = \lfloor \frac{N}{n} \rfloor$ is the number of multiples of n which are less than N , including n itself. The multiples of n less than N excluding n are $2.n, 3.n, \dots, M(n).n$. There is an edge between $\alpha.n$ and $\beta.n$ if either α divides β or β divides α . To find the number of such edges (called $N_{M(n)}$), let us look at a divisibility graph G_N with nodes $\{1, \dots, M(n)\}$ (call this graph $G_{M(n)}$). Observe that the number of such edges $N_{M(n)}$ is the number of edges in the graph $G_{M(n)}$ after removing all the edges connected to 1.

Since each vertex j in $G_{M(n)}$ is connected to $\lfloor \frac{M(n)}{j} \rfloor - 1$ number of multiples, $\sum_{j=1}^{M(n)} \left(\lfloor \frac{M(n)}{j} \rfloor - 1 \right)$ gives the total number of edges in $G_{M(n)}$. Removing the vertex 1,

$$N_{M(n)} = \sum_{j=2}^{M(n)} \left(\left\lfloor \frac{M(n)}{j} \right\rfloor - 1 \right) = \sum_{j=2}^{M(n)} \left\lfloor \frac{M(n)}{j} \right\rfloor - (M(n) - 1) \quad (5.5)$$

Next, we discuss the number of links between the divisors of n and the multiples of n (call it, N_{int}). Each divisor of n is also a divisor of any multiple of n . So, there is an edge connecting each divisor of n to each of its multiple. Hence, the number of edges connecting a multiple of n to a divisor of n is given by

$$N_{int} = (M(n) - 1)(s(n) - 1) \quad (5.6)$$

Finally, the number of links among the neighbors of n (e_n), is the sum of the number of links among the divisors of n ($N_{s(n)}$), the number of links among the multiples of n ($N_{M(n)}$) and the number of links connecting a multiple of n to a divisor of n (N_{int}).

$$e_n = N_{s(n)} + N_{M(n)} + N_{int} \quad (5.7)$$

$$e_n = \sum_{m|n} s(m) - 2s(n) + 1 + \sum_{j=2}^{M(n)} \left\lfloor \frac{M(n)}{j} \right\rfloor + (M(n) - 1)(s(n) - 2) \quad (5.8)$$

for any node $n (= \prod_{i=1}^k p_i^{j_i})$, in the G_N in terms of the divisor function and floor function. Here

$$\sum_{m|n} s(m) = \frac{\prod_{i=1}^k (j_i + 1)(j_i + 2)}{2^k}. \quad (5.9)$$

Hence, the local clustering coefficient of any node n is analytically derived to be

$$c_n = \frac{N_{s(n)} + \sum_{j=2}^{M(n)} \left\lfloor \frac{M(n)}{j} \right\rfloor + (M(n) - 1)(s(n) - 2)}{k_n C_2} \quad (5.10)$$

where

$$N_{s(n)} = \sum_{m|n} s(m) - 2s(n) + 1 \text{ and } M(n) = \left\lfloor \frac{N}{n} \right\rfloor. \quad (5.11)$$

The above formula is computationally verified in figure 5 where we show the coincidence of c_n computed using the expression derived by us and also using the standard expression from the adjacency matrix (equation (5.1)).

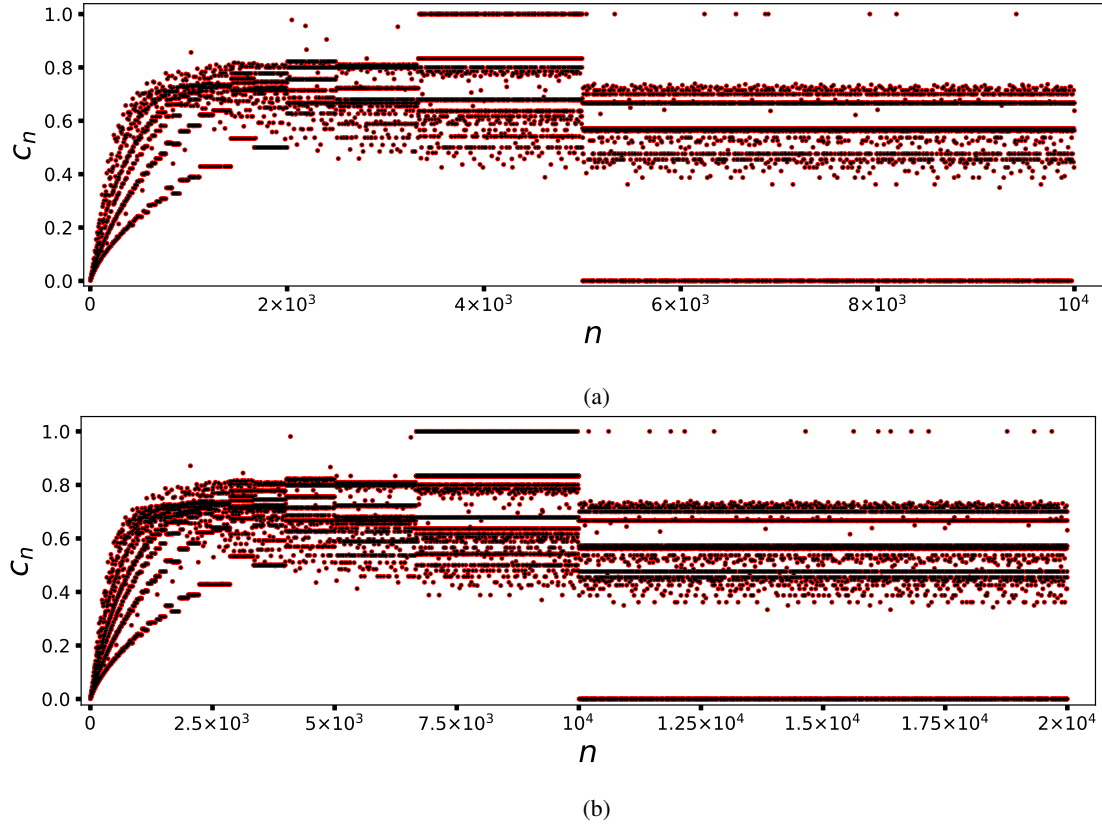


FIG. 5: Local clustering coefficients c_n of nodes n in the divisibility network of size (a) $N = 10^4$ and (b) $N = 2 \times 10^4$. It is clear from (a), (b) that the values obtained from the analytical (black) equation (5.10) coincides exactly with the c_n calculated from adjacency matrix (red) using equation (5.1). We note the stretching similarity in the distributions of c_n as is clear from (a) and (b).

A new kind of similarity called stretching similarity was reported in the local clustering coefficient of G_N [14]. We find this can be explained using our analytic expression. The expression for c_n contains the divisor function $s(n)$, the number of multiples of n including n , ($M(n)$) and the number of divisors of the divisors of n .

The main features observed in the stretching similarity in figure 5, are jumps, stretching and an overall irregularity. We observe sharp jumps at $\lfloor \frac{N}{2} \rfloor$, $\lfloor \frac{N}{3} \rfloor$, $\lfloor \frac{N}{4} \rfloor$, ... that comes from the floor function. In addition there are bands that comes from the number of divisors $s(n)$, which depends only on the powers of the primes in the prime factorisation of a given node n . The closer nodes with the same number of divisors and prime powers lie in the same band. As N increases the pattern stretches giving rise to similarity which is seen in the degrees of nodes also. As mentioned earlier the plot of divisor function vs nodes also shows similar bands (see Appendix).

The overall irregularity is caused by nodes which have the same number of divisors but different prime powers, for example when $N = 50$, the nodes 32 and 45 have the same number of divisors $s(32) = 6, s(45) = 6$. But they have different prime powers, since $32 = 2^5$ and $45 = 3^2 \cdot 5$. Hence, their local clustering coefficients are different, $c_{32} = \frac{20}{21} = 0.9523$ and $c_{45} = \frac{47}{66} = 0.7121$.

Next we discuss the particular case of clustering coefficients of prime numbers.

For a given N , if p is a prime such that $\lfloor \frac{N}{2} \rfloor < p \leq N$, then $c_p = 0$. This is because 1 is its only neighbor, making $e_p = 0$. Similarly, if p is a prime such that $\lfloor \frac{N}{3} \rfloor < p \leq \lfloor \frac{N}{2} \rfloor$, then $c_p = 1$. This is because such a prime's neighbors in the network are 1 and $2p$ which are connected in the network making $c_p = 1$.

For p such that $\lfloor \frac{N}{a+1} \rfloor < p \leq \lfloor \frac{N}{a} \rfloor$, $M(p) = a$. Then, using $s(p) = 2$ and $M(p) = a$ in equation (5.8), we get $e_p = \sum_{j=2}^a \lfloor \frac{a}{j} \rfloor$. This gives c_p as

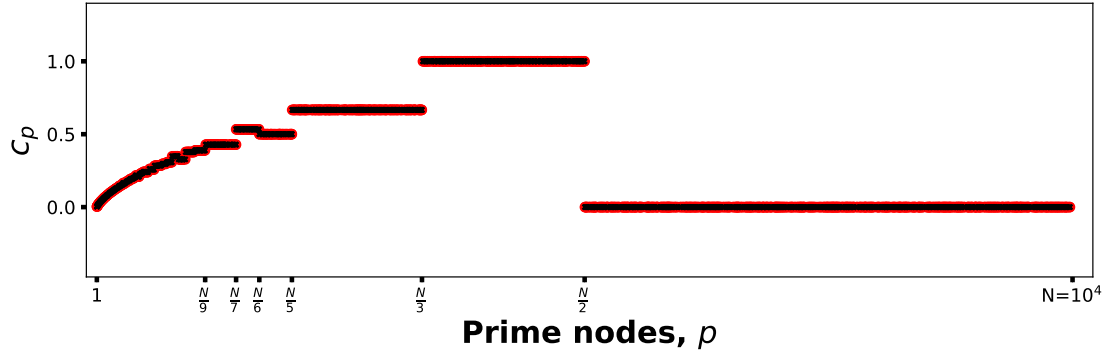
$$c_p = \frac{\sum_{j=2}^a \lfloor \frac{a}{j} \rfloor}{a C_2} \quad (5.12)$$

since $k_p = \lfloor \frac{N}{p} \rfloor = a$. Figure 6 computationally verifies the above equation for different network sizes of $N = 10^4$ and $N = 2 \times 10^4$. This figure also shows other trends in the prime numbers lying between different intervals. For example, for $N = 1000$, all primes between 200 and 333 have $c_p = \frac{2}{3}$, all primes between 166 and 200 have $c_p = \frac{1}{2}$, and so on.

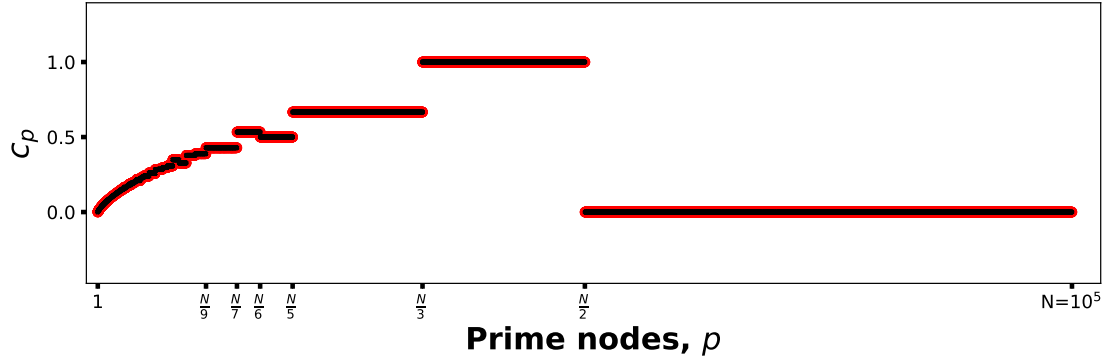
Now, we discuss a type of symmetry reported in the difference between the local clustering coefficients of consecutive numbers, called the stretching symmetry, in terms of our derived expression (5.10). Figure 7, gives the plot of $\Delta c_n = c_n - c_{n+1}$ vs n . Ref [14] numerically showed that there is stretching similarity in this plot. They also observed that this figure is statistically symmetric about the line $\Delta c_n = 0$. We give an explanation for the reason behind this statistical symmetry and stretching similarity in Δc_n , based on our analytical expression.

In the c_n vs n plot, there is only a finite number of bands between a given $\lfloor \frac{N}{a+1} \rfloor$ and $\lfloor \frac{N}{a} \rfloor$ ($a = 1, 2, 3, \dots$). If c_n and c_{n+1} lie in the same band, then $\Delta c_n = 0$. For example, let us consider a network size of $N = 100$ (Figure 6), then 93 & 94 lie between $\lfloor \frac{N}{2} \rfloor$ and $\lfloor \frac{N}{1} \rfloor$ and have the same $c_n = \frac{2}{3}$. Therefore $\Delta c_{93} = 0$. Other such pairs are 94 & 95, 86 & 87 and 85 & 86 which lie in the same band $c_n = \frac{2}{3}$, resulting in $\Delta c_n = 0$. Similarly, there are many such pairs depending on the size of the network.

On the other hand, if c_n lies on a band above (below) c_{n+1} , then Δc_n is positive (negative) (examples are, $c_{82} = \frac{2}{3}$, $c_{83} = 0$, so $\Delta c_{82} = \frac{2}{3}$ and $c_{73} = 0$, $c_{74} = \frac{2}{3}$, so $\Delta c_{73} = -\frac{2}{3}$). Moreover, as seen from figure



(a)



(b)

FIG. 6: (a) Local clustering coefficients of the prime nodes c_p calculated numerically (red) from the adjacency matrix using equation (5.1) exactly coincides with the degrees calculated analytically (black) from the floor function using equation (5.12) for a network size of (a) $N = 10^4$ and (b) $N = 10^5$. We observe a trend from the figure that all primes p between $\lfloor \frac{N}{2} \rfloor$ and N , have $c_p = 0$, all primes between $\lfloor \frac{N}{3} \rfloor$ and $\lfloor \frac{N}{2} \rfloor$, have $c_p = 1$ and all primes p between $\lfloor \frac{N}{5} \rfloor$ and $\lfloor \frac{N}{3} \rfloor$, have $c_p = \frac{2}{3}$, and so on.

5, for a fixed a , $|\Delta c_n|$ takes only a finite number of values and we also found that as N changes the count of numbers with $\Delta c_n = 0$ changes in a systematic way. This finiteness is again due to the nature of the divisor function, which can take only finite number of values for n less than N .

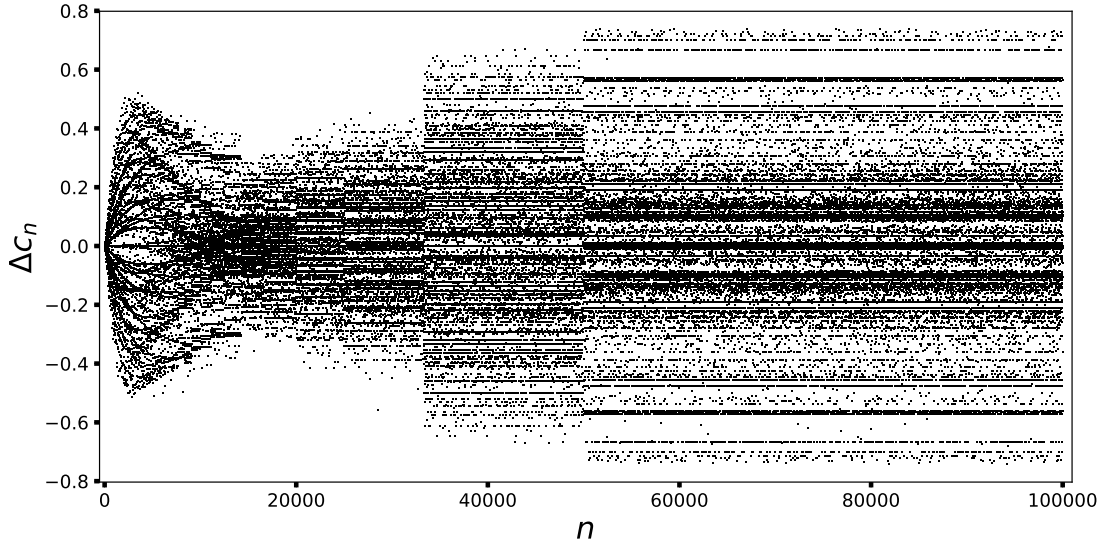


FIG. 7: Plot of $\Delta c_n = c_n - c_{n+1}$ vs n for a network size of 10^5 . The statistical symmetry reported in [14] is seen in this figure, plotted using the analytic expressions.

From our analytical expressions we can obtain $\Delta c_n = 0$ as,

$$\Delta c_n = \frac{\sum_{m|n} s(m) - 2s(n) + \sum_{j=2}^{M(n)} \left\lfloor \frac{M(n)}{j} \right\rfloor + (M(n) - 1)(s(n) - 2)}{0.5k_n(k_n - 1)} - \frac{\sum_{m'|n+1} s(m') - 2s(n+1) + \sum_{j=2}^{M(n+1)} \left\lfloor \frac{M(n+1)}{j} \right\rfloor + (M(n+1) - 1)(s(n+1) - 2)}{0.5k_{n+1}(k_{n+1} - 1)} \quad (5.13)$$

Let us take $n, n+1$ such that $\lfloor \frac{N}{a+1} \rfloor < n < n+1 \leq \lfloor \frac{N}{a} \rfloor$ for some positive integer a , then $M(n) = M(n+1) = a$. Then, simplifying the above expression, we get

$$\Delta c_n = \frac{\left(\prod_{i=1}^k (j_i + 1)(j_i + 2)/2^k \right) - 2s(n) + (a-1)(s(n) - 2)}{0.5(a + s(n) - 2)(a + s(n) - 3)} - \frac{\left(\prod_{i=1}^{k'} (j'_i + 1)(j'_i + 2)/2^{k'} \right) - 2s(n+1) + (a-1)(s(n+1) - 2)}{0.5(a + s(n+1) - 2)(a + s(n+1) - 3)} \quad (5.14)$$

From the above equation, we see that $\Delta c_n = 0$ when

$$\frac{\prod_{i=1}^k (j_i + 1)(j_i + 2)}{2^k} = \frac{\prod_{i=1}^{k'} (j'_i + 1)(j'_i + 2)}{2^{k'}} \quad (5.15)$$

and

$$s(n) = s(n + 1) \quad (5.16)$$

i.e, $n, n + 1$ have the same prime powers and the same number of divisors.

This supplements the result shown numerically in Ref. [14] that, there are many consecutive numbers $n, n + 1$ such that $\Delta c_n = 0$ which means that these numbers have the same prime powers and the same number of divisors and lie in the same interval.

We relate this property to the theorem proved by Heath-Brown (1984), that $s(n) = s(n + 1)$ infinitely many times [8]. Some examples are $s(93) = s(94) = 4$, $s(94) = s(95) = 4$, $s(86) = s(87) = 4$, ... This means many consecutive natural numbers can have the same c_n , if their prime powers are also equal, giving $\Delta c_n = 0$. Examples are $\Delta c_{93} = 0$, $\Delta c_{94} = 0$, $\Delta c_{86} = 0$, ... Further we observe that there are different bands with $\Delta c_n \neq 0$, in the $\Delta c_n = c_n - c_{n+1}$ vs n plot. This could mean that there are also infinitely many numbers with $s(n) = s(n + 1) + k$ for some k other than zero and this can be considered as an extension of the Heath-Brown theorem. For example, for a network of size $N = 100$, $\Delta c_{82} = \frac{2}{3}$ and $s(82) = 4$, $s(83) = 2$, so in this case $k = 2$, since $s(82) = s(83) + 2$. Another example, is for $N = 5$, $\Delta c_3 = -1$ and $s(3) = 2$, $s(4) = 3$, so in this case $k = -1$, since $s(3) = s(4) - 1$.

We find $\Delta s(n)$ also shows a symmetry about $\Delta s(n) = 0$ as shown in Appendix.

6. Betweenness Centrality from adjacency matrix for G_N :

The approach presented here can, in principle, be further extended to derive expressions for any of the characteristic measures of G_N . In this section, we consider one of them, namely, the betweenness centrality. In general, it is computationally difficult to calculate the number of geodesic paths and find the betweenness centrality x_n of each node n in any network and most often approximation algorithms are used to compute the same. However, for the divisibility number network G_N , it being a deterministic network, we can easily compute x_n from the adjacency matrix itself. By definition,

$$x_n = \sum_{s, t \neq n} \frac{n_{st}^n}{g_{st}} \frac{1}{(N-1)(N-2)} \quad (6.1)$$

where g_{st} is the number of geodesic paths between s and t and n_{st}^n of them pass through n [11]. These two can be calculated directly from the adjacency matrix, exploiting the fact that we know the geodesic path between any two nodes in G_N .

As mentioned, g_{st} is the number of geodesic paths between s and t and n_{st}^n is the number of geodesic paths between s and t which pass through $n \neq s, t$. If s and t are connected, then the geodesic path is of length one and it cannot pass through another n . So, $n_{st}^n = 0$, if s and t are connected. If s and t are not connected then, geodesic path is of length 2, since there is a path between any two nodes in G_N via the node 1. The number of paths of length 2 between s and t is given by $[A^2]_{st}$ [11]. Hence, $g_{st} = [A^2]_{st}$, if s and t are not connected. And n_{st}^n can be written in terms of the adjacency matrix as $n_{st}^n = A_{sn}A_{nt}$, which is one only if there is a path of length two via n between s and t .

Hence, we can simply write x_n as

$$x_n = \sum_{s,t \neq n} \frac{(1 - A_{st})A_{sn}A_{nt}}{[A^2]_{st}} \frac{1}{(N-1)(N-2)} \quad (6.2)$$

The $(1 - A_{st})$ part ensures that this term is zero, when s and t are connected. Equation (6.2) gives a way to compute x_n for the divisibility graph of natural numbers directly from the adjacency matrix (Figure 8).

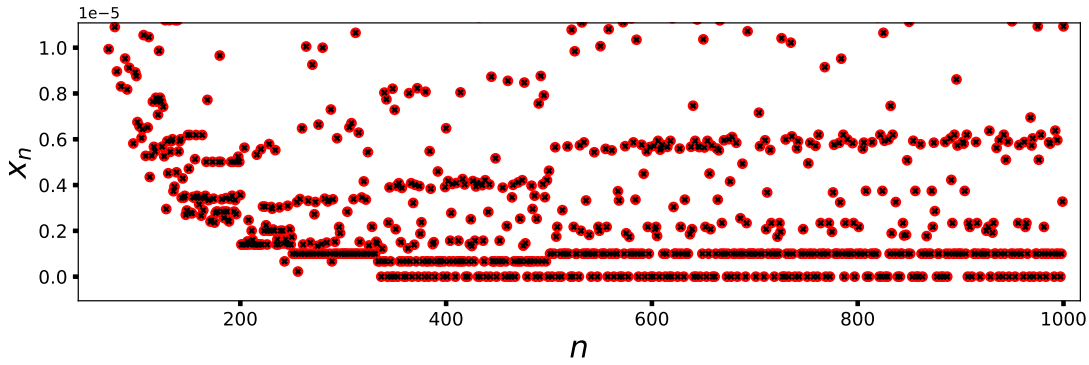


FIG. 8: Betweenness Centrality x_n vs nodes n for the network of size $N = 1000$. The values calculated from the adjacency matrix (black) using equation (6.2) coincide exactly with the values calculated from python-networkx function (red) using Ulrik Brandes Algorithm [2].

7. Conclusion

We present a study on the characteristic measures of the natural number network and illustrate how these measures can reveal the trend in the behaviour of natural numbers. The analytic expressions derived for the network measures like degree, clustering coefficient and link density are dependent the floor functions and divisor functions of natural numbers. Thus our study deepens the connection between number theory and graph theory, and we could relate the measures of G_N to properties of natural numbers. We present the trends in the measures specifically for prime numbers, and in general for composites. Our results are validated using standard methods using elements of the adjacency matrix of the network.

We could show how the link density of the network scales with the size of the network for large N . Our analysis also could explain the stretching similarity reported in previous work for local clustering coefficients of the nodes as N is increased. We identify the same type of similarity in the degrees of nodes also and relate that to the properties of the divisor functions and floor functions of natural numbers. We could also see a possible extension of the theorem by Heath-Brown from the plot of the difference in clustering coefficients of two consecutive numbers, as there might also be infinitely many numbers with $s(n) = s(n+1)+k$ for some k other than 1. We foresee further connections between number theory and graph theory along similar lines.

Acknowledgment

AR would like to thank Department of Science and Technology, Government of India for INSPIRE scholarship.

Appendix

We present below the trends in the divisor functions $s(n)$ and floor functions $\lfloor \frac{N}{n} \rfloor$ with n . The trends presented in the measures of the network G_N , obtained from their analytic expressions, are similar. Thus, this further supports our inference that the trends in the measures of the network G_N , can be related to the properties of $s(n)$ and $\lfloor \frac{N}{n} \rfloor$.

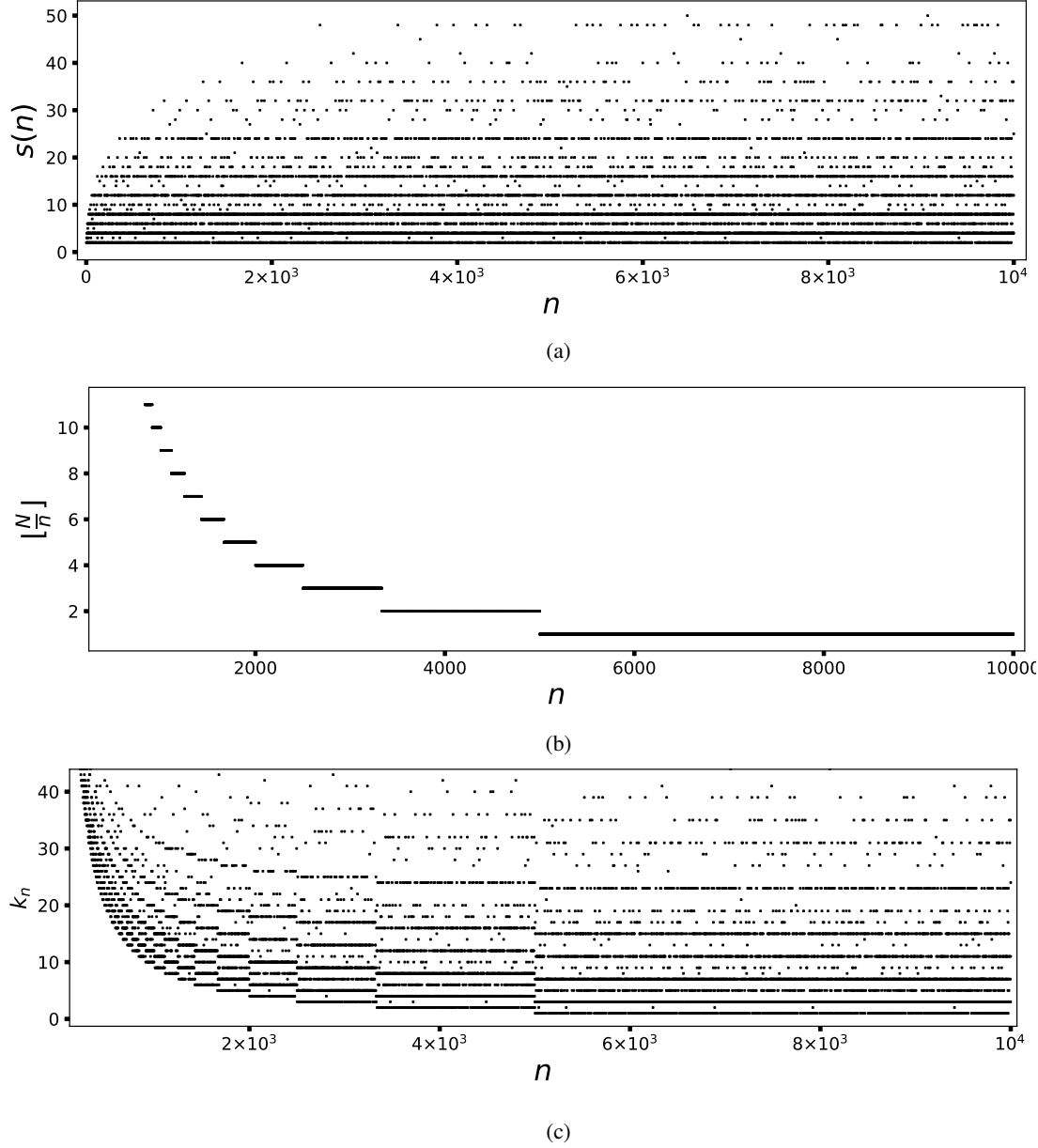


FIG. A.9: (a) Plot of divisor function, $s(n)$ vs nodes, n for $N = 10^4$. We observe that there are parallel lines in the plot. (b) Plot of $\lfloor \frac{N}{n} \rfloor$ vs nodes, n for $N = 10^4$, has jumps. (c) Plot of degree, $k_n = s(n) + \lfloor \frac{N}{n} \rfloor - 2$ for $N = 10^4$. This has both the jumps and parallel bands derived from the above two plots.

We can see from figures A.9a, A.9b that there are no characteristic jumps in the divisor function but only in the floor function. So the jumps and overall decrease in the degree arise due to the properties of floor function while the overall pattern comes from the divisor function.

We also present the plot of $\Delta c_n = c_n - c_{n+1}$ vs nodes n for the network of size $N = 10^5$ and compare that with the plot of $\Delta s(n) = s(n) - s(n+1)$ vs n . It is clear from the figure that the statistical symmetry comes from the nature of the divisor function.

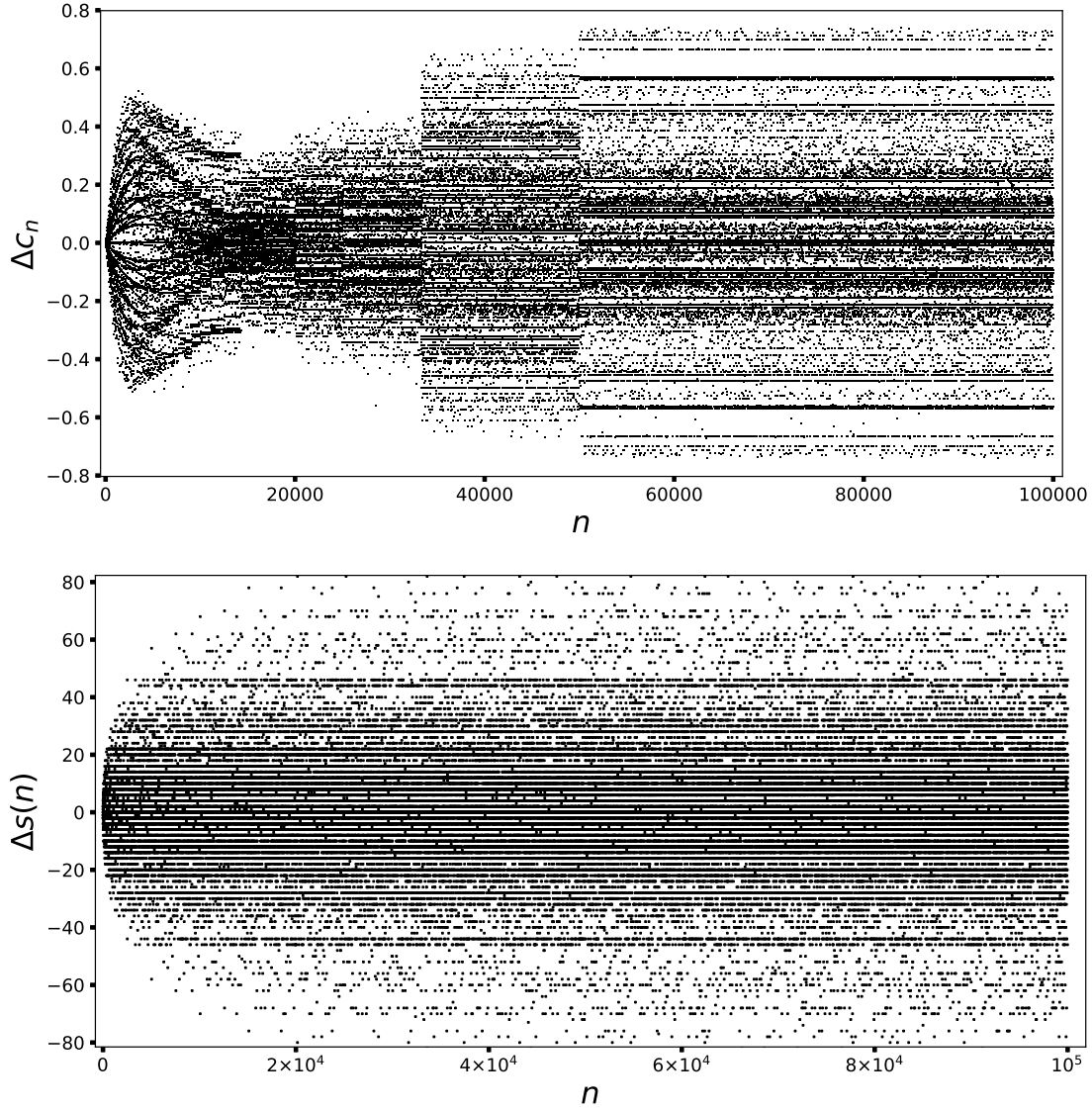


FIG. A.10: (a) Plot of $\Delta c_n = c_n - c_{n+1}$ vs nodes n for $N = 10^5$. We observe that there are parallel lines and characteristic jumps along with a statistical symmetry about $\Delta c_n = 0$. (b) Plot of $\Delta s(n) = s(n) - s(n+1)$ vs nodes n for $N = 10^5$. There are also parallel lines and symmetry about $\Delta s(n) = 0$ as in (a) but no jumps.

REFERENCES

1. Blagus, N., Šubelj, L. & Bajec, M. (2012) Self-similar Scaling of Density in Complex Real-world Networks. *Physica A*, **391**(8), 2794–2802.
2. Brandes, U. (2001) A Faster Algorithm for Betweenness Centrality. *Journal of Mathematical Sociology*, **25**(2), 163–177.
3. Cattani, C. (2010) Fractal Patterns in Prime Numbers Distribution. In *Computational Science and Its Applications - ICCSA 2010*, volume 6017, pages 164–176. Springer Berlin Heidelberg.
4. Cusick, T. W., Ding, C. & Renvall, A. (2004) *Stream Ciphers and Number Theory*. Elsevier Science.
5. Dragovich, B. G. (2010) Nonlocal Dynamics of p-adic Strings. *Theoretical and Mathematical Physics*, **164**(3), 1151–1155.
6. García-Pérez, G., Serrano, M. & Bogná, M. (2014) Complex Architecture of Primes and Natural Numbers. *Physical Review E*, **90**(2), 022806.
7. Hardy, G. H. & Wright, E. M. (1975) *An Introduction to the Theory of Numbers*. Oxford University Press.
8. Heath-Brown, D. R. (1984) The Divisor Function at Consecutive Integers. *Mathematika*, **31**(1), 141–149.
9. Lewis, M. L. (2008) An Overview of Graphs Associated with Character Degrees and Conjugacy Class Sizes in Finite Groups. *Rocky Mountain Journal of Mathematics*, **38**(1), 175–211.
10. Luque, B., Miramontes, O. & Lacasa, L. (2008) Number Theoretic Example of Scale-Free Topology Inducing Self-Organized Criticality. *Physical Review Letters*, **101**(15), 158702.
11. Newman, M. E. J. (2010) *Networks, An Introduction*. Oxford University Press.
12. Riesel, H. (1994) *Prime Numbers and Cryptography*. Birkhauser Boston.
13. Sanchis-Lozano, M.-A., Barbero G., J. F. & Navarro-Salas, J. (2012) Prime Numbers, Quantum Field Theory and the Goldbach Conjecture. *International Journal of Modern Physics A*, **27**(23), 1250136.
14. Shekatkar, S. M., Bhagwat, C. & Ambika, G. (2015) Divisibility Patterns of Natural Numbers on a Complex Network. *Scientific Reports*, **5**(1), 14280.
15. Shor, P. W. (1994) Algorithms for Quantum Computation: Discrete Logarithms and Factoring. *Proceedings 35th Annual Symposium on Foundations of Computer Science*, **4865020**(1), 124–134.
16. Solares-Hernández, P. A., Manzano, F. A., Pérez-Benito, F. J. & Conejero, J. A. (2020) Divisibility Patterns within Pascal Divisibility Networks. *Mathematics*, **8**(2), 254.
17. Xiao-Yong, Y., Wen-Xu, W., Guan-Rong, C. & Ding-Hua, S. (2016) Multiplex Congruence Network of Natural Numbers. *Scientific Reports*, **6**(1), 23714.