

Determining the nuclear neutron distribution from Coherent Elastic neutrino-Nucleus Scattering: current results and future prospects

Pilar Coloma,^{a,b} Ivan Esteban,^c M. C. Gonzalez-Garcia,^{c,d,e} Javier Menendez^c

^a*Instituto de Física Corpuscular, Universitat de València and CSIC, Edificio Institutos de Investigación, Calle Catedrático José Beltrán 2, E-46980 Valencia, Spain*

^b*Instituto de Física Teórica, Universidad Autónoma de Madrid and CSIC, Calle Nicolás Cabrera 13-15 Cantoblanco, 28049 Madrid, Spain*

^c*Departament de Física Quàntica i Astrofísica and Institut de Ciències del Cosmos, Universitat de Barcelona, Diagonal 647, E-08028 Barcelona, Spain*

^d*Institució Catalana de Recerca i Estudis Avançats (ICREA), Pg. Lluís Companys 23, E-08010 Barcelona, Spain*

^e*C.N. Yang Institute for Theoretical Physics, Stony Brook University, Stony Brook, NY 11794-3840, USA*

E-mail: pilar.coloma@ift.csic.es, ivan.esteban@fqa.ub.edu,
maria.gonzalez-garcia@stonybrook.edu, menendez@fqa.ub.edu

ABSTRACT: Coherent elastic neutrino-nucleus scattering ($\text{CE}\nu\text{NS}$), a process recently measured for the first time at ORNL's Spallation Neutron Source, is directly sensitive to the weak form factor of the nucleus. The European Spallation Source (ESS), presently under construction, will generate the most intense pulsed neutrino flux suitable for the detection of $\text{CE}\nu\text{NS}$. In this paper we quantify its potential to determine the root mean square radius of the point-neutron distribution, for a variety of target nuclei and a suite of detectors. To put our results in context we also derive, for the first time, a constraint on this parameter from the analysis of the energy and timing data of the CsI detector at the COHERENT experiment.

KEYWORDS: Neutrino physics, coherent elastic neutrino-nucleus scattering, weak form factors, nuclear structure factors, neutron skin thickness

Contents

1	Introduction	1
2	Notation and framework	3
3	Results	6
3.1	Signal and background event rates for a CE ν NS experiment	6
3.2	Present bounds from COHERENT energy and timing data	7
3.3	Future prospects at the ESS	9
4	Summary and Conclusions	14

1 Introduction

In the Standard Model (SM), neutrinos can scatter off an atomic nucleus via the weak neutral current (NC), through the exchange of a Z boson. As long as the exchanged momentum q remains significantly smaller than the inverse of the nuclear size (which typically requires $|q| \leq 50$ MeV for medium sized-nuclei), the process can in principle take place coherently with the whole nucleus. This translates into a drastic enhancement of the cross-section for this type of neutrino interaction, which in the coherent regime would be roughly proportional to the square of the number of neutrons in the target nucleus, N^2 .

The only observable signature for Coherent Elastic neutrino-Nucleus Scattering (CE ν NS) is a nuclear recoil with an energy between sub-keV and a few keV (depending on the mass of the nucleus). Thus, its detection presents a formidable task from the experimental point of view. Because of this it was not finally measured until 2017, forty-three years following its theoretical description [1], by the COHERENT collaboration [2]. The experiment used the most intense neutron source in the world up to date, provided by the Spallation Neutron Source (SNS) at Oak Ridge National Laboratory (USA). Spallation sources are ideal to conduct an experiment of this sort since neutrinos are produced from pion decay at rest, which offers two main advantages: on one hand, the neutrino spectra is well understood and can be computed analytically with high precision; at the same time, the very low neutrino energies obtained allow the coherence condition to be satisfied.

At COHERENT, the first measurement of this process was obtained using a CsI[Na] detector of about 14.5 kg [2], followed by a public data release [3]; a second measurement has been performed with a Liquid Argon (LAr) detector [4], although the data has not been made public yet. These first results have already triggered an intense activity in phenomenology, since the observed CE ν NS rates can be used to constrain both SM and Beyond the Standard Model (BSM) physics scenarios. A non-exhaustive list of BSM topics covered includes bounds on non-standard neutrino interactions (NSI) [5–18], constraints on

neutrino electromagnetic properties [19–23], sterile neutrino searches [24, 25], or searches for new weakly-interacting particles from a hidden sector [26–28]. On the other hand, standard physics studies include new constraints on the weak mixing angle [29–31] at very low momentum transfer, as well as studies of the nuclear structure factors of the target nuclei [32–41].

Since $\text{CE}\nu\text{NS}$ is sensitive to the weak form factor, dominated by the coupling to neutrons, this process can probe the distribution of neutrons in nuclei. This is precious information to complement proton densities accessible with elastic electron scattering [42, 43]. At present the most direct measurement of a neutron distribution comes from parity-violating electron scattering in ^{208}Pb [44], also sensitive to the weak form factor. Alternative measurements rely on nuclear [45–49] or electromagnetic [50] reactions which probe both neutron and proton distributions, but they lean on model-dependent analyses (with uncertainties that are difficult to quantify). Likewise, atomic parity violation experiments are also sensitive to the nuclear neutron distribution, but they are subject to model-dependent uncertainties from atomic many-body calculations [51–54].

Therefore, $\text{CE}\nu\text{NS}$ can shed light on neutron distributions in nuclei, in particular their neutron radii. The difference between the radii of neutron and proton distributions is called neutron skin thickness, or just neutron skin. Its understanding impacts the limits of existence [55] and size [56] of atomic nuclei, and serves as an important test of first-principles nuclear calculations [49, 57]. Beyond the structure of nuclei, the neutron skin can be related to the energy needed to form isospin asymmetric nuclear matter—the symmetry energy—and its variation with the nuclear density [58–61]. These are key properties of the equation of state of neutron-rich matter, which determines the size and structure of neutron stars [62, 63].

The opportunity to complement and improve over the first measurements of $\text{CE}\nu\text{NS}$ using the upcoming European Spallation Source (ESS) in Lund (Sweden) has been recently highlighted in Ref. [64]. The ESS will generate the most intense neutron beams for multidisciplinary science, and an order of magnitude increase in neutrino flux with respect to the SNS. Using novel detector technologies stemming from recent advances in dark matter and neutrinoless double beta-decay experiments, the proposed $\text{CE}\nu\text{NS@ESS}$ would be able to maximally profit from the much higher statistics available at the ESS.

Reference [64] presented the physics potential to constrain new physics scenarios in the neutrino sector using $\text{CE}\nu\text{NS@ESS}$. In the present work, on the other hand, the physics scope is very different: we focus the study of nuclear structure with the aim to determine the root mean square (rms) radius of the neutron distribution (R_n^{pt}) in the target nucleus, for several detector materials (CsI, Xe, and Ge). In doing so the treatment of systematic uncertainties is particularly relevant. In this respect, technically, an important difference with respect to Ref. [64] is that, in the present work, we also consider the effect of the energy scale uncertainty, which, as we will show, has a non-negligible impact on the determination of R_n^{pt} .

In order to put our results into a larger context, we also derive the present bounds on R_n^{pt} for CsI obtained from the analysis of the COHERENT CsI data using both energy and timing information. While other authors have studied the bounds on R_n^{pt} using energy infor-

mation alone, to our knowledge this is the first time that energy and timing information are used to derive a bound on R_n^{pt} . As we will see, this brings additional synergies onto the table and helps to improve the constraint with respect to the case where only energy information is used when the analysis is performed under the same assumptions. Furthermore, in our fit, we also implement an improved background model and several choices of the quenching factor (that gives the relationship between the number of photoelectrons detected and the nuclear recoil energy of a given event). In particular, following Ref. [17] we make use of the new parametrization of the TUNL data which results on a new quenching factor function never considered in the extraction of R_n^{pt} . We will show how the inclusion of these effects leads to a spread in the extracted value of R_n^{pt} beyond those previously considered in the literature. Furthermore our results illustrate that current theoretical determinations of the neutron radius may favour some values of the quenching factor.

The article is structured as follows. In Sec. 2 we introduce our notation and describe the methodology used in our numerical fits and simulations. Our results are presented in Sec. 3, both for current bounds obtained using the COHERENT CsI data (Sec. 3.2) and for future sensitivities expected at the ESS (Sec. 3.3). Finally, we summarize and conclude in Sec. 4.

2 Notation and framework

The differential cross section for $\text{CE}\nu\text{NS}$, for a neutrino with incident energy E_ν on a nucleus of mass M , can be generically written as [65]

$$\frac{d\sigma}{dT} = \frac{G_F^2 M}{2\pi} \left[(F_V(Q^2) G_V + F_A(Q^2) G_A)^2 + (F_V(Q^2) G_V - F_A(Q^2) G_A)^2 \left(1 - \frac{T}{E_\nu}\right)^2 - (F_V^2(Q^2) G_V^2 - F_A^2(Q^2) G_A^2) \frac{MT}{E_\nu^2} \right], \quad (2.1)$$

where G_F is the Fermi constant, T is the recoil energy of the nucleus (kinematically restricted to the interval $T \in [0, 2E_\nu^2/(M + 2E_\nu)]$) and $F_{V,A}$ are the vector and axial form factors of the nucleus which are functions of the squared tree-momentum transfer $Q^2 \equiv |\vec{q}|^2 = 2MT + \mathcal{O}(\frac{T}{M})$. G_V and G_A are the effective vector and axial couplings for the effective weak current of the neutrino-nucleon interaction. The axial part of the cross section is sensitive to the distribution of nucleon spins in the nucleus. Because of the attractive nuclear pairing interaction, the sum over nucleon spins cancels to a large extent [66], so that axial terms are typically smaller by a factor $1/N^2$. Furthermore, nuclei with even number of protons and neutrons have zero spin, so that axial terms vanish. With this, the differential cross section for $\text{CE}\nu\text{NS}$ can be conveniently written as

$$\frac{d\sigma}{dT} = \frac{G_F^2 M}{2\pi} G_V^2 F_W^2(Q^2) \left[2 - \frac{MT}{E_\nu^2} - 2\frac{T}{E_\nu} + \left(\frac{T}{E_\nu}\right)^2 \right], \quad (2.2)$$

where we have introduced the weak charge form factor of the nucleus $F_W \equiv F_V$, as is commonly done in the literature. For a nucleus with Z protons and N neutrons, G_V can

	SM (tree level)	SM expected value
f^{uL}	$\frac{1}{2} - \frac{2}{3} s_W^2$	0.3458
f^{uR}	$-\frac{2}{3} s_W^2$	-0.1552
f^{dL}	$-\frac{1}{2} + \frac{1}{3} s_W^2$	-0.4288
f^{dR}	$\frac{1}{3} s_W^2$	0.0777
g_V^p	$\frac{1}{2} - 2 s_W^2$	0.0301
g_V^n	$-\frac{1}{2}$	-0.5116

Table 1. SM values of the up- (u) and down-quark (d) couplings to the Z boson, for left- and right-handed particles (L and R , respectively); as well as the vector couplings for protons (p) and neutrons (n). Here, $s_W^2 \equiv \sin^2 \theta_W$, where θ_W is the weak mixing angle. The expressions on the left column correspond to the tree-level couplings in the SM. The values on the right column are taken from Ref. [67] and include propagator as well as vertex and box corrections, as detailed in Ref. [68].

be written as a linear combination of the fundamental NC couplings of the quarks and neutrinos:

$$\begin{aligned}
G_V &= Z \left[2 (f^{uL} + f^{uR}) + (f^{dL} + f^{dR}) \right] + N \left[(f^{uL} + f^{uR}) + 2 (f^{dL} + f^{dR}) \right] \\
&\equiv Z g_V^p + N g_V^n,
\end{aligned} \tag{2.3}$$

In these expressions, the left-handed neutrino NC couplings have already been substituted into G_V , while the left- and right-handed quark NC couplings f^{qL} and f^{qR} ($q = u, d$) as well as the vector proton and neutron NC couplings g_V^p and g_V^n are summarized in Tab. 1 for convenience.

Neglecting relativistic Darwin-Foldy [69] and spin-orbit [70] corrections, typically below 0.1% for the relevant Q^2 values in CE ν NS [70–73], the weak form factor of the nucleus can be written as

$$\begin{aligned}
F_W(Q^2) &\simeq \frac{1}{G_V} \left[\left(g_V^p - g_V^p \frac{\langle r_p^2 \rangle}{6} Q^2 - g_V^n \frac{\langle r_n^2 \rangle}{6} Q^2 \right) \mathcal{F}_p^M(Q^2) + \right. \\
&\quad \left. \left(g_V^n - g_V^n \frac{\langle r_p^2 \rangle}{6} Q^2 - g_V^p \frac{\langle r_n^2 \rangle}{6} Q^2 \right) \mathcal{F}_n^M(Q^2) \right],
\end{aligned} \tag{2.4}$$

where $\langle r_p^2 \rangle$ and $\langle r_n^2 \rangle$ are the squared charge radii for the proton and neutron, respectively. The terms in parentheses in Eq. (2.4) represent the lowest-order nucleon form factors, while $\mathcal{F}_{p,n}^M(Q^2)$ stand for the nuclear structure factors. In particular, $\mathcal{F}_p^M(Q^2)$ and $\mathcal{F}_n^M(Q^2)$ are the spin-independent proton and neutron structure factors, respectively (see, e.g., Refs. [72, 73] for details). These encode the response of the nucleus to the interaction, taking into account that the scattering takes place with a complex many-body system. Their normalization is such that $\mathcal{F}_p^M(0) = Z$ and $\mathcal{F}_n^M(0) = N$.

Several phenomenological parametrizations exist in the literature for the nuclear structure factors, such as the Helm [74], symmetrized Fermi [75] and the Klein-Nystrand [76] parametrizations, among others. In our simulations, for concreteness, we use the Helm parametrization [74]

$$F_W(Q^2) = 3 \frac{j_1(QR_0)}{QR_0} e^{-Q^2 s^2/2}, \quad (2.5)$$

where j_1 is the first order spherical Bessel function, $R_0^2 \equiv \frac{5}{3}R_W^2 - 5s^2$ and s is set at $s = 0.9 \text{ fm}$ [77]. Nevertheless, given the low momentum transfers involved in CE ν NS, it is enough to characterize the structure factors using the first moment of the distribution in Q^2 . For the nuclear structure factors \mathcal{F}_i^M (where $i = p, n$) this corresponds to the so-called point-proton and point-neutron distribution radii¹ [40, 70, 71, 78]

$$(R_i^{\text{pt}})^2 \equiv -6 \frac{1}{\mathcal{F}_i^M(0)} \frac{\partial \mathcal{F}_i^M(Q^2)}{\partial Q^2} \Big|_{Q^2=0}. \quad (2.6)$$

Likewise the weak form factor can be expressed in terms of the weak radius R_W :

$$F_W(Q^2) \equiv F_W(0) \left[1 - \frac{1}{6} R_W^2 Q^2 \right] + \mathcal{O}(Q^4). \quad (2.7)$$

where, according to our normalization of the form factors, $F_W(0) = 1$. The weak radius can be then expressed in terms of R_p^{pt} , R_n^{pt} , $\langle r_p^2 \rangle$ and $\langle r_n^2 \rangle$, as

$$R_W^2 = \frac{Z}{G_V} \left(g_V^p (R_p^{\text{pt}})^2 + g_V^p \langle r_p^2 \rangle + g_V^n \langle r_n^2 \rangle \right) + \frac{N}{G_V} \left(g_V^n (R_n^{\text{pt}})^2 + g_V^n \langle r_p^2 \rangle + g_V^p \langle r_n^2 \rangle \right). \quad (2.8)$$

Equation (2.8) can be simplified by introducing the charge radius R_{ch}^2 , which is precisely determined from elastic electron scattering. Defined in terms of the charge form factor as in Eq. (2.6), with same approximations as Eq. (2.8) the charge radius reads [79]

$$R_{\text{ch}}^2 \simeq (R_p^{\text{pt}})^2 + \langle r_p^2 \rangle + \frac{N}{Z} \langle r_n^2 \rangle. \quad (2.9)$$

This yields

$$R_W^2 = R_{\text{ch}}^2 + \frac{N g_V^n}{G_V} \left[\left((R_n^{\text{pt}})^2 - (R_p^{\text{pt}})^2 \right) + \frac{Z^2 - N^2}{Z N} \langle r_n^2 \rangle \right]. \quad (2.10)$$

From Eq. (2.10) we directly read that, in addition to the information accessible in electromagnetic scattering experiments, CE ν NS provides independent information on the difference between the rms radii of the neutron and the proton distributions, the neutron skin. Knowledge of the neutron skin is important to learn about nuclear structure and test nuclear models [32, 49, 55–57, 60]. In addition, it can constrain the equation of state of neutron-rich matter [58–61], a key ingredient for the structure of neutron stars [62, 63].

¹ Notice that point-proton and point-neutron radii are usually labeled in the literature $R_{p,n}$. In here to avoid confusion with the notation of Ref. [40] we explicitly keep the index ^{pt} when referring to the point-nucleon distribution radii.

CsI			Xe			Ge		
Isotope	%	R_{ch} (fm)	Isotope	%	R_{ch} (fm)	Isotope	%	R_{ch} (fm)
^{133}Cs	50.0	4.80	^{132}Xe	26.9	4.79	^{74}Ge	36.7	4.07
^{127}I	50.0	4.75	^{129}Xe	26.4	4.78	^{72}Ge	27.3	4.06
			^{131}Xe	21.2	4.78	^{70}Ge	20.4	4.04
			^{134}Xe	10.4	4.79	^{76}Ge	7.9	4.08
			^{136}Xe	8.9	4.80	^{73}Ge	7.8	4.06
			^{130}Xe	4.1	4.78			
			^{128}Xe	1.9	4.78			

Table 2. Charge radius (R_{ch}) and abundances (%) used for the different isotopes considered in this work. While for the CsI detectors we assume a 50% number abundance of Cs and 50% of I, for Xe and Ge we use their natural isotope abundances from Ref. [82]. The values for the charge radii, taken from Ref. [43], are measured to a few per mil precision, and therefore we ignore their error bars in our calculations.

From Eqs. (2.7) and (2.10) it is easy to see that larger (smaller) values of R_n^{pt} tend to suppress (enhance) the number of events with large momentum transfer. Since $Q^2 \simeq 2MT$ this, in turn, affects the shape of the event distribution as a function of the recoil energy of the nucleus, leading to a similar suppression/enhancement of the tail.

In our simulations, we fit the data (either real data from COHERENT, or simulated data for the ESS) to extract the weak radius, and use Eq. (2.10) to obtain the rms radius of the point-neutron distribution R_n^{pt} . In doing so, we use as inputs the tabulated nuclear charge radii R_{ch} from Ref. [43], together with the Particle Data Group (PDG) values for the proton and neutron charge radii²: $\langle r_p^2 \rangle = 0.70706 \text{ fm}^2$ and $\langle r_n^2 \rangle \simeq -0.1161 \text{ fm}^2$ [67]. For convenience, the values of R_{ch} used in our calculations are summarized in Tab. 2. Finally note that, in the case of CsI, we assume the same rms radius for the neutron distributions of Cs and I, because only one combined number can be extracted from CE ν NS. This assumption seems reasonable given the sensitivity of current experiments and the similar values of Z and N for Cs and I.

3 Results

3.1 Signal and background event rates for a CE ν NS experiment

At both the SNS and the ESS, the neutrino flux is predominantly produced from pion decay at rest: while π^- get rapidly absorbed by the nuclei after being produced, the π^+ eventually decay at rest into $\pi^+ \rightarrow \mu^+ \nu_\mu$. The prompt (monochromatic) ν_μ flux component is followed by a delayed contribution from $\bar{\nu}_\mu$ and ν_e , produced in the decay of the muon $\mu^+ \rightarrow \bar{\nu}_\mu \nu_e$. The yearly energy spectrum of neutrinos reaching a detector at a distance ℓ

²For the squared proton charge radius we have taken the *small* values from muonic atom measurements, which seem in agreement with the results from modern elastic electron scattering experiments [80, 81], but differ from old electron scattering measurements by $\sim 5\%$.

from the source, summed over all neutrino flavours, reads

$$\frac{d\Phi_\nu}{dE_\nu}(E_\nu) = N_{\text{POT}} \times f_{\nu/p} \times \frac{1}{4\pi\ell^2} \left[\delta \left(E_\nu - \frac{m_\pi^2 - m_\mu^2}{2m_\pi} \right) + \frac{16E_\nu^2(9m_\mu - 16E_\nu)}{m_\mu^4} \theta \left(E_\nu - \frac{m_\mu}{2} \right) \right], \quad (3.1)$$

where E_ν is the neutrino energy, m_μ and m_π are the muon and charged pion masses, respectively, N_{POT} is the number of protons on target (PoT) delivered per year, $f_{\nu/p}$ is the neutrino yield per PoT (directly related to the pion yield per PoT), δ is the Dirac delta function and θ is the Heaviside function.

At a CE ν NS experiment, three main sources of backgrounds should be considered: (i) steady-state (SS) backgrounds (dominated by cosmic ray interactions or by their by-products inside or in the surroundings of a radio-clean detector); (ii) beam-related backgrounds, produced by neutrons escaping the target and reaching the detector; and (iii) neutrino-induced neutrons, that is, neutrons produced in neutrino interactions inside (or in the surroundings of) the detector. At COHERENT, the last background contribution was determined to be very small [2], and therefore will be also neglected here for the ESS. Beam-related background are also expected to be sufficiently suppressed, see Ref. [3]. While we include their expected contribution in our fits to COHERENT, they will be neglected in our ESS simulations for simplicity. The most relevant background will therefore be the SS contribution. In the case of COHERENT, this is estimated and modeled using data taken when the proton pulse is turned off, as we will discuss in more detail below. At the ESS, the possible contribution from this background can only be estimated from Monte Carlo simulations, which however are not yet available. Therefore, we conservatively assume it to be uniformly distributed in T , reading its normalization from Tab. 1 in Ref. [64].

3.2 Present bounds from COHERENT energy and timing data

For the sake of completeness and comparison with the existing literature we start by performing an analysis of the present results from COHERENT experiment using the detailed timing and energy information of their data for CsI. In particular, we analyze the data provided in Ref. [83] for 308.1 live-days of neutrino production, which corresponds to 7.48 GW-hr (or $\approx 1.76 \times 10^{23}$ protons on target). The events observed are binned in a two-dimensional grid, using the number of photoelectrons observed (equivalent to the nuclear recoil energy) and the time with respect to the start of the beam pulse. Although COHERENT data was used in Refs. [15, 32] to extract the rms neutron radius, to our knowledge this is the first time the timing information is included in the determination of the neutron distribution radius in CsI. As we show below, this has an impact on the results.

We refer to the reader to Ref. [17] for details on our analysis of the COHERENT CsI data, while here we just summarize some of the most relevant details of the fit. In brief, we perform a fit to the data following the COHERENT data release albeit with some modifications. Namely, we study the dependence of the results with respect to the choice of quenching factor (QF) as well as with the implementation of the steady-state background component. In particular we perform the analysis for 3 choices of the QF and its associated uncertainties: (i) the energy-independent QF used in the COHERENT

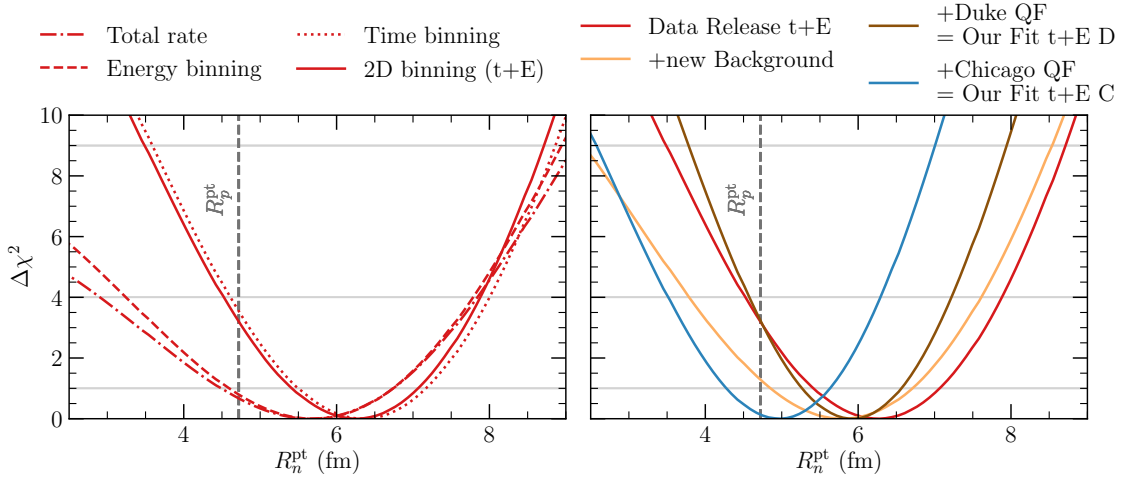


Figure 1. $\Delta\chi^2$ as a function of the rms radius of the point-neutron distribution R_n^{pt} for Cs or I (assumed to be equal), for a variety of fits to COHERENT data as indicated by the labels. In all cases shown in the left panel, the QF and background assumptions are those employed in the data release [3]. On the right panel we show the dependence of the results on the assumptions for SS background modeling and QF implementation. For convenience, the vertical line indicates the value of the rms radius for the proton distribution. This is taken as the average between their values for Cs ($R_p^{\text{pt,Cs}} = 4.75$ fm) and I ($R_p^{\text{pt,I}} = 4.70$ fm), obtained by substituting R_{ch} from Tab. 2 into Eq. (2.9).

data release; (ii) the energy-dependent QF with reduced uncertainties obtained in Ref. [84] (hereafter referred to as “Chicago QF”); and (iii) a new QF parametrization from our own fit to the calibration measurements performed by the TUNL group [2, 3] (hereafter referred to as “Duke QF”). In what respects to the background treatment, we use two different parametrizations for the temporal behaviour of the SS background: (a) we use the *ad-hoc* exponential parametrization prescribed in the experimental data release [3] (which however leads to an unexplained mild excess in the first two time bins); and (b) we use our own parametrization of the temporal behaviour of the background, based on a temporal fit to the number of events detected when the neutrino beam is turned off.

Our results for the fit are shown in Fig. 1, where we plot the dependence of the χ^2 on R_n^{pt} for the different models for the QF and background implementation used to fit the data. In the left panel we illustrate the dependence of our results on R_n^{pt} , for a fit which uses the same QF and SS background parametrization as in the official data release. The different lines show the results obtained using only the total rate, energy information, and/or timing information, as indicated by the labels. Two salient features are identified right away from this panel. First, comparing the dot-dashed and dotted lines, we find that the inclusion of the energy dependence of the data does not lead to a substantial improvement for the determination of R_n^{pt} . This is so because of the large systematic uncertainties assumed for the QF employed in the data release, which do not allow to observe a significant variation in the shape of the event distributions as R_n^{pt} is varied. In contrast, once timing information is

included the χ^2 increases significantly for small values of R_n^{pt} , shifting the best-fit towards slightly larger values. This is mainly driven by the small excess observed for the event rates in the first two time bins (with respect to the SM prediction), which is in mild tension with the prediction if we use an exponential fit to model the SS background (as prescribed in the data release, see Ref. [17] for details). Therefore, the excess could in principle be accommodated with a corresponding increase of the prediction for the prompt neutrino contribution. Note that the prompt neutrino flux is characterized by lower energies and therefore leads to lower values of T , while the energies of the delayed component of the flux are larger and contribute more to the high-energy tail of the observed spectrum. Although the value of R_n^{pt} affects all neutrino species (and therefore the prompt and delayed signals) in the same way, a large value of R_n^{pt} would suppress the tail of the distribution for large nuclear recoils; this, combined with an overall increase of the total normalization (thanks to the large systematic uncertainties affecting the fit) would effectively induce a change in shape for the event distribution, mimicking an enhanced prompt neutrino contribution.

On the other hand, the right panel of Fig. 1 quantifies the effect on the fit due to changes in the QF and the background treatment. First, as forecasted in the above discussion, once the *ad-hoc* exponential parametrization of the temporal behaviour of the SS background is substituted by a data-based modeling, the prediction is able to fit better the observed data, and the induced excess at low time disappears. As a result the best-fit is slightly shifted to lower values, even when using the same QF implementation and associated systematic error as in the data release. From the comparison between the solid red (Data release t + E) and solid orange (+ new Background) lines one can also see that the size of the confidence regions is also slightly larger for the latter, as it is often the case when the tension between data and background model is eliminated. Using our own fit to the TUNL data (Our fit t + E D) results into a reduction of the uncertainty (as expected, since the size of the systematic error associated to the QF is much smaller in this case) but maintains the best-fit at the same value. Instead, if the Chicago QF is used (Our fit t + E C), the allowed range of R_n^{pt} shifts to significantly lower values. The reason is that this QF leads to a reduced number of predicted events (see Fig. 2 in Ref. [17]), which fall somewhat short to explain the observed data. In the fit, this can be partially compensated by allowing for a smaller R_n^{pt} , which leads to an enhancement of the number of events.

3.3 Future prospects at the ESS

The ESS will soon generate the largest pulsed neutrino flux suitable for the detection CE ν NS. In a recent article [64] the potential for particle physics phenomenology was quantified for the ESS, using a series of innovative detector technologies specifically designed to detect very low nuclear recoils, as those expected for CE ν NS. Here we summarize the main differences between the ESS and SNS neutrino sources, and describe how we adapt the simulations performed in Ref. [64] to the study of the neutron distribution radius, while we refer the reader to Ref. [64] for additional details.

In what respects the assumed neutrino flux, the ESS is scheduled to reach its design power of 5 MW by 2023. This is to be compared to the nominal 1 MW power of the SNS. Considering the higher proton energies at the ESS (2 GeV, compared to 1 GeV at the SNS),

this represents an increase in average proton current at the ESS by a factor of 2.5, for a total of $N_{\text{POT}} = 2.8 \times 10^{23}$ protons on target per calendar year and approximately 5,000 hours of beam delivery per year. An additional increase in the total neutrino flux arises from the larger pion yield per proton at the ESS, due to the much higher proton energies envisioned. Based on a set of simulations performed in Ref. [64] we tentatively adopt a yield of $f_{\nu/p} = 0.3$ neutrinos of each flavor ($\nu_\mu, \bar{\nu}_\mu, \nu_e$) per proton for a ESS operating at 2 GeV, which is about 3.2 times larger than the corresponding yield at the SNS. Conversely, the time length of the proton pulse at the ESS is much broader than that of the SNS. This prevents the use of timing information for flavour discrimination. Although this affects significantly the sensitivity to some BSM scenarios, since the value of R_n^{pt} affects the cross section for all neutrino flavors in the same way, this will not be so relevant for our physics case at hand. On the other hand, the much longer proton pulse yields a duty factor of 4×10^{-2} , almost two orders of magnitude larger than the SNS duty factor of 6×10^{-4} . Therefore, during the beam spill time window a larger number of SS background events will enter the detector. Although these backgrounds can be well-characterized using beam OFF data, their associated statistical uncertainties have to be properly accounted for in the simulations.

We compute the expected sensitivities for three different type of detectors which use three different nuclear targets: (a) a cryogenic undoped CsI scintillator array; (b) a high-pressure gaseous Xe chamber; and (c) a low-threshold, multi-kg p-type point contact Ge detector. The rationale behind this choice is that the first CsI detector allows for a direct comparison with the present bound from COHERENT presented in the previous section, since both use the same target material; while the other two detectors use a heavy (Xe) and medium-mass (Ge) nuclear targets, allowing us to quantify the impact on the sensitivity due to the choice of target nucleus. Finally, since the optimal detector location for the ESS has not been identified yet, in all our simulations we assume the detector distance to be $\ell = 20$ m as a reasonable benchmark value. In all cases we assume an exposure of 3 years, corresponding to 8.4×10^{23} total PoT.

Table 3 summarizes the main characteristics relevant to the simulations, while we refer the interested reader to Ref. [64] for detailed descriptions and characterizations of these detectors.

Our sensitivity calculations for the ESS use event distributions that are binned in nuclear recoil energy. At a CE ν NS experiment, the typical observable is usually the number of detected photoelectrons (PE) in an event. The number of PE is related to the nuclear recoil by the QF, which is determined from experimental calibration measurements. For COHERENT, since the data are provided in terms of the number of PE we have performed the analysis using that variable. Conversely, since for the ESS we are dealing with a future proposal, we have decided to bin the data in recoil energy instead. It should be stressed out that, once the QF is known, both variables are completely equivalent and the sensitivity analysis would give the same results regardless of the variable used to bin the data. Also note that, while we do not use a specific QF in our simulations for the ESS, we *do* consider an associated systematic error, as described below.

Within each bin i with reconstructed nuclear recoil energy $T_{\text{rec}} \in [T_i, T_{i+1}]$, the expected

Detector Technology	Target nucleus	Mass (kg)	SS bg. (ckkd)	T_{th} (keV)	σ_0 (%)	T_{\max} (keV)	N_{bins}
Cryogenic scintillator	CsI	22.5	10	1	30	46.1	21
High-pressure gas TPC	Xe	20	10	0.9	40	45.6	17
p-type point contact Ge	Ge	7	3	0.6	15	78.9	42

Table 3. Summary of detector properties and background rates used in our sensitivity calculations. From left to right, the different columns indicate the target nucleus, total detector mass, steady-state (SS) background rates, nuclear recoil detection threshold in keV, energy resolution at threshold, maximum recoil energy considered, and the total number of bins used in the simulation (see text for details). Backgrounds rates are listed in counts per keV, kg and day (ckkd), before applying the 4×10^{-2} reduction due to the ESS duty factor. We conservatively adopt a flat SS background estimated at T_{th} (where it is typically largest) for the whole energy range.

number of events per year N_i can be computed as

$$N_i(R_n^{\text{pt}}) = N_i^{\text{bkg}} + \sum_j n_j^{\text{nuc}} \int_{T_i}^{T_{i+1}} dT_{\text{rec}} \int_0^\infty dT dE_\nu R(T_{\text{rec}}, T) \frac{d\sigma_j}{dT}(E_\nu, T, R_n^{\text{pt}}) \frac{d\Phi_\nu}{dE_\nu}(E_\nu), \quad (3.2)$$

where N_i^{bkg} the total number of background events per year in that bin, $\frac{d\Phi_\nu}{dE_\nu}$ is the neutrino flux integrated per year as in Eq. (3.1), and n_j^{nuc} is the number of target nuclei j in the detector. While for the CsI detector we assume a 50% number abundance of Cs and 50% of I, for Xe and Ge we use their natural isotope abundances as taken from Ref. [82], see Tab. 2.

In Eq. (3.2), $R(T_{\text{rec}}, T)$ is the the energy reconstruction function. We assume it to be a Gaussian with a width that depends on the recoil energy as: $\sigma(T) = \sigma_0 \sqrt{T/T_{th}}$, where σ_0 is the energy resolution at the detection threshold (T_{th}), see Tab. 3. For each detector, the recoil energy bin sizes are chosen so that the width of each bin is twice the energy resolution at its center. We consider all the kinematically available range (determined by the condition $T \lesssim 2E_\nu^2/M$), for all detector configurations. For convenience, the total number of bins is provided in the last column of the Tab. 3.

In order to determine the sensitivity to R_n^{pt} we first simulate the future *data* as the expected number of events per bin, \tilde{N}_i , for a given detector and for an assumed true value for the rms neutron radius, $R_n^{\text{pt, true}}$. For sake of concreteness, we assume $R_n^{\text{pt, true}} = 1.05 R_p^{\text{pt}}$; however, we have numerically checked that our results do not depend significantly on the chosen value for $R_n^{\text{pt, true}}$ as long as it lies within the range $\sim \pm 25\% R_p^{\text{pt}}$. Once the event distribution for the *data* (\tilde{N}_i) has been simulated, and the expected event rates (N_i) have been computed as a function of R_n^{pt} , a binned χ^2 is built. Systematic uncertainties are implemented using the pull method. In doing this, a set of nuisance parameters η_j is included in the fit, each of them with an associated prior σ_j . A penalty term is then added to the χ^2 for each source of systematic errors, and the minimum of the χ^2 is determined

after marginalization over all the nuisance parameters included in the fit. We consider three different types of systematic uncertainties:

1. An error on the total signal normalization. To implement it, we substitute $N_{\text{POT}} \rightarrow N_{\text{POT}}(1 + \eta_{\text{norm}}\sigma_{\text{norm}})$ in Eq. (3.2). We set $\sigma_{\text{norm}} = 0.1$ [64].
2. An error on the total background normalization. To implement it, we substitute $N_i^{\text{bkg}} \rightarrow N_i^{\text{bkg}}(1 + \eta_{\text{bkg}}\sigma_{\text{bkg}})$ in Eq. (3.2). We set $\sigma_{\text{bkg}} = 0.05$ [64].
3. A systematic error affecting the energy scale (ES), directly related to the QF uncertainty. To implement it, we substitute $T_{\text{rec}} \rightarrow T_{\text{rec}}(1 + \eta_{\text{ES}}\sigma_{\text{ES}}(T_{\text{rec}}))$ in Eq. (3.2). Here, σ_{ES} is the prior ES uncertainty, which may depend on the reconstructed recoil energy. Since we find that this uncertainty is the one that has the largest impact on our results (see below for details), we will consider three different assumptions for σ_{ES} : negligible; an energy-independent 5% uncertainty; and an energy-dependent uncertainty which decreases linearly from 5% at $T_{\text{rec,th}}$ to 1% at $T_{\text{rec,max}}$.

With all these ingredients, our χ^2 function reads

$$\chi^2(R_n^{\text{pt}}) = \min_{\{\eta\}} \left[\sum_i 2 \left(N_i(R_n^{\text{pt}}, \{\eta\}) - \bar{N}_i + \bar{N}_i \log \frac{\bar{N}_i}{N_i(R_n^{\text{pt}}, \{\eta\})} \right) + \eta_{\text{norm}}^2 + \eta_{\text{bkg}}^2 + \eta_{\text{ES}}^2 \right]. \quad (3.3)$$

where \bar{N}_i are the assumed *data* event rates at face value, i.e., $\bar{N}_i = N_i(R_n^{\text{pt}} = R_n^{\text{pt,true}}, \eta_j = 0)$.

Figure 2 illustrates the impact on the sensitivity due to the ES uncertainty. In both panels, the black dots show the simulated *data* for the CsI detector, for our assumed value of $R_n^{\text{pt,true}}$. The colored histograms, on the other hand, show the predicted spectra for different test values of R_n^{pt} ($R_n^{\text{pt}} < R_n^{\text{pt,true}}$ in the left panel, while $R_n^{\text{pt}} > R_n^{\text{pt,true}}$ in the right panel), and for different assumptions on the ES systematic error, after setting the nuisance parameters at the values which give the best possible fit to the simulated data points. The dotted green histograms have been obtained without an ES uncertainty, and therefore show directly the impact of R_n^{pt} on the event distributions: as expected from the analytic expressions in Sec. 2, an excess of events is observed for $R_n^{\text{pt}} \leq R_n^{\text{pt,true}}$ (left panel), particularly relevant at high recoils, while the right panel shows the opposite behaviour. Once an ES uncertainty is added, the fit will try to vary the nuisance parameters in the χ^2 to find a better fit to the *data*. As can be seen, the inclusion of this pull term allows to induce apparent changes in the observed spectrum, which mimic the impact of a different value of R_n^{pt} in the fit. This is better appreciated in the lower panels, which show the relative difference in the event rates per bin (with error bars showing the corresponding uncertainties). As shown in the lower panels, the inclusion of an energy-independent ES uncertainty significantly relaxes the tension in the fit in both cases.

Finally Fig. 3 shows the resulting $\chi^2(R_n^{\text{pt}})$ for our ESS simulations, as a function of $R_n^{\text{pt}}/R_n^{\text{pt,true}}$ for the three different detectors as well as for the different assumptions of the systematic uncertainties considered. By construction, the $\chi^2(R_n^{\text{pt}})$ has its minimum at zero for $R_n^{\text{pt}}/R_n^{\text{pt,true}} = 1$ for all the curves, as expected. From the comparison between

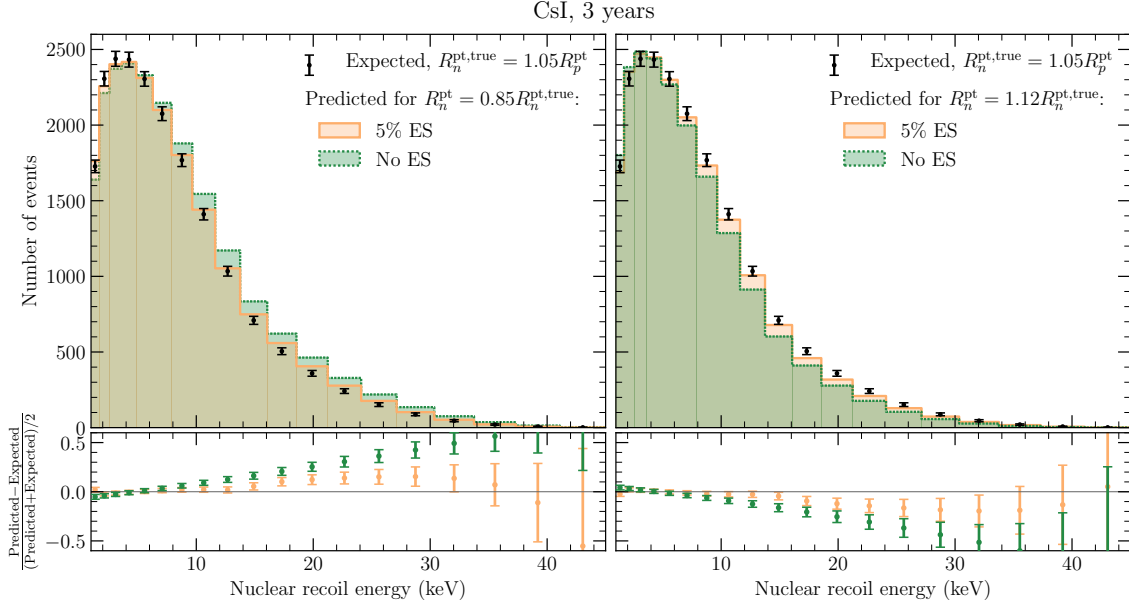


Figure 2. Recoil energy spectrum of events in the cryogenic undoped CsI scintillator array. The data points correspond to the simulated *data* event rates for $R_n^{\text{pt},\text{true}} = 1.05 R_p^{\text{pt}}$ and the error bars represent their statistical error. The colored histograms show the expected distributions for $R_n^{\text{pt}} = 0.85 R_p^{\text{pt}}$ (left panel) and $R_n^{\text{pt}} = 1.12 R_p^{\text{pt}}$ (right panel), with pulls chosen to optimize the fit to the simulated data. The different histograms correspond to different assumptions of the energy scale systematic uncertainty (see text for details). The lower panels show the relative difference in the event rates per bin, with error bars showing the corresponding uncertainties.

the dotted lines in each panel and the dashed/solid lines we immediately observe that the inclusion of an ES uncertainty, even if smaller than the overall normalization uncertainty, significantly spoils the sensitivity. This is expected, since the main effect of R_n^{pt} is the distortion of the tail of the recoil energy spectrum as described in Sec. 2 (see also Fig. 2), an effect that can be mimicked by an ES uncertainty.

From the comparison between the different panels in Fig. 3 we can also see how the sensitivity is substantially worsened for lighter nuclei. This is expected *a priori* since the signal statistics for CE ν NS grows quadratically with the number of neutrons in the target nucleus, see Eqs. (2.2) and (2.8). Moreover, note that the values of $R_{p,n}^{\text{pt}}$ (or, equivalently, R_W) characterize the nuclear size, and therefore are significantly smaller for Ge than for Xe or CsI. Thus, from Eq. (2.7) one can see that for smaller nuclei the dependence of the form factor with Q^2 will be very mild in these cases. Since the sensitivity to R_n^{pt} comes precisely from the observation of a change in the shape of the energy distribution, this automatically translates into a worse sensitivity for smaller nuclei. In other words: the sensitivity to R_n^{pt} comes from the fact that the wavelength of the neutrino is of the order of the size of the nucleus, so it is sensitive to the nuclear structure and, in particular, to the size of the neutron distribution. However, as the size of the nucleus decreases larger neutrino energies are required to probe the size of the nucleon distribution. This poses a challenge for CE ν NS, for which low momentum-transfers are required to maintain coherence.

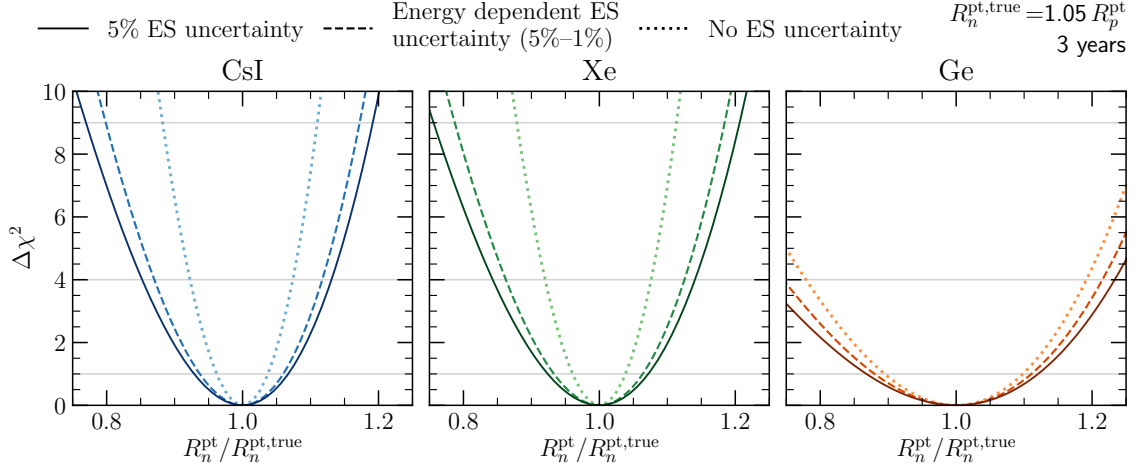


Figure 3. $\Delta\chi^2$ as a function of the rms radius of the neutron distribution R_n^{pt} for three detectors proposed for a CE ν NS experiment at the ESS: a cryogenic undoped CsI scintillator array (left panel) a high-pressure gaseous xenon chamber (central panel), and a low-threshold, multi-kg p-type point contact germanium detector (right panel). In all cases an exposure of 3 years is assumed, together with a 10% signal normalization uncertainty and a 5% background normalization uncertainty. The three curves in each panel show our results for different assumptions for the systematic uncertainty in the energy scale reconstruction: negligible (dotted lines), energy-dependent, varying from 5% at $T_{\text{rec,th}}$ to 1% at $T_{\text{rec,max}}$ (dashed lines), and 5% energy-independent (solid lines).

4 Summary and Conclusions

Coherent elastic neutrino-nucleus scattering (CE ν NS) probes the weak form factor of the nucleus and provides us with information of its weak charge distribution. In particular, from CE ν NS data it is possible to determine the rms radius of the neutron distribution of the target nuclei. The difference with the rms proton distribution—the neutron skin thickness—is crucial in a broad spectrum of nuclear physics and astrophysics, including nuclear structure, nuclear matter, and neutron stars.

First, as reference, and for comparison with the existing literature we have performed an analysis of the present results from COHERENT experiment using the detailed timing and energy information of their data for CsI. We found that COHERENT provides a 1σ uncertainty on the rms radius of the neutron distribution which ranges from 11% to 16%, with an additional 11% uncertainty that depends on the choice of QF and SS background modeling. In particular, we get the following determination of R_n^{pt} (at 1σ) from the different analyses:

$$R_n^{\text{pt}} = 6.28_{-0.85}^{+0.77} \text{ fm} \quad \text{For Data Release t + E} \quad (4.1)$$

$$R_n^{\text{pt}} = 5.80_{-0.93}^{+0.89} \text{ fm} \quad \text{For Data Release t + E + new Background} \quad (4.2)$$

$$R_n^{\text{pt}} = 5.96_{-0.59}^{+0.57} \text{ fm} \quad \text{For Our Fit t + E D} \quad (4.3)$$

$$R_n^{\text{pt}} = 4.99_{-0.73}^{+0.65} \text{ fm} \quad \text{For Our Fit t + E C} \quad (4.4)$$

This is to be compared with the corresponding values for the proton distributions for

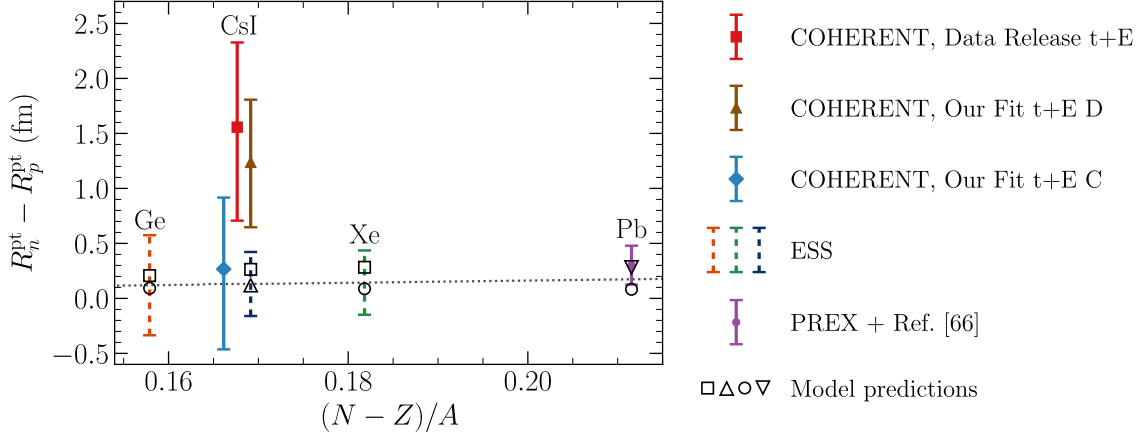


Figure 4. Compilation of our results for the present determination and future sensitivity of the neutron skin thickness from CE ν NS experiments for the isospin asymmetric nucleus considered in this work. For clarity, the red and blue points corresponding to two analyses of COHERENT have been slightly displaced horizontally. For comparison we show the result for ^{208}Pb derived from the PREX measurement with the analysis in Ref. [71], and the best-fit to the indirect determination from antiprotonic atom x-ray data for a variety of nuclei (dashed line), taken from Ref. [48]. The hollow markers represent the range of predictions in a variety of models, see text for details. For concreteness, the expected results from the ESS have been centered on the dashed line, and correspond to our analysis with an energy-dependent ES uncertainty ranging from 1% to 5%.

Cs, $R_p^{\text{pt,Cs}} = 4.75$ fm, and I, $R_p^{\text{pt,I}} = 4.70$ fm. In Fig. 4 we plot the corresponding results as the inferred neutron skin thickness by subtracting the average $R_p^{\text{pt,CsI}} = 4.725$ fm. Despite the relatively poor precision, it is important to stress that these are the only direct probes available for this observable. Even within present uncertainties, it is interesting to point out that the results from the data release (original background) and our fit with the Duke QF lead to values of the neutron skin that exceed those predicted by theoretical nuclear models [32, 85]. In contrast, the analysis with the Chicago QF yields a thinner neutron skin, consistent with calculations. However, note that the Chicago QF 1σ errors reach negative values for the inferred neutron skin thickness, an unexpected result for a neutron-rich nucleus [86] not predicted by any nuclear model [32, 55, 57, 60, 87].

For comparison, Fig. 4 shows the neutron skin thickness for ^{208}Pb , derived from the analysis in Ref. [71] of the results of the Lead Radius Experiment (PREX) experiment [44] on parity-violation in electron scattering. Let us stress that although parity-violation is a weak measurement (and therefore it does probe the neutron distribution of the nucleus), PREX does so only at a fixed momentum transfer. The extraction of the point-neutron radius and the corresponding skin thickness from the asymmetry cross-section measured by PREX contains certain model dependence, as can be observed by the slightly different results presented by Refs. [44] and [71]. In this figure we also show the best-fit for the neutron skin obtained from its indirect determination from antiprotonic X-ray data for a variety of nuclei (dashed line), taken from Ref. [48]. Finally, the hollow markers show the predictions for a variety of nuclear models as extracted from Refs. [32, 73, 85, 87].

Regarding the future sensitivity at a CE ν NS experiment using the ESS as the neutrino source we have focused on the proposed detectors using three different detector materials: CsI, Xe and Ge. With the large statistics expected, variations of R_n^{pt} of $\mathcal{O}(\text{few } \%)$ can lead to observable distortions in the recoil energy spectrum provided it can be measured with enough precision. We have explored this effect and obtained the following expected precision for the determination of R_n^{pt} at 1σ , for the different detectors and three choices of energy scale (ES) systematic uncertainties, namely, negligible ES uncertainty (5% to 1% ES uncertainty) [5% ES uncertainty]:

$$\begin{aligned} \text{CsI : } \sigma(R_n^{\text{pt}})/R_n^{\text{pt,true}} &= 4\%(6\%)[7\%] \\ \text{Xe : } \sigma(R_n^{\text{pt}})/R_n^{\text{pt,true}} &= 4\%(6\%)[7\%] \\ \text{Ge : } \sigma(R_n^{\text{pt}})/R_n^{\text{pt,true}} &= 10\%(11\%)[12\%] \end{aligned} \tag{4.5}$$

Our results for the expected precision at the ESS are also shown in Fig. 4, for the analysis with (5% to 1% ES uncertainty).

While the uncertainties in Eq. (4.5) lead to a range of values of the neutron skin thickness which exceeds the typical spread of nuclear structure results using different models, $\sim (0.1 - 0.3)$ fm [32, 60, 87], Fig. 4 shows that CE ν NS can provide useful constraints on the neutron skin of heavy, neutron-rich nuclei. In fact CE ν NS gives the most direct measurement of the neutron skin, with nuclear-model independent error bars, bringing the opportunity to measure it for different nuclei relatively easily. Combined with future improvements beyond the ESS, these advantages place CE ν NS in a position towards determining unambiguously the size of the neutron distribution with model-independent uncertainties.

Acknowledgments

We thank J. I. Collar, M. Hoferichter, F. Monrabal and A. Schwenk for useful discussions. This work was supported by the MINECO grants FPA2016-76005-C2-1-P and FIS2017-87534-P, by the MINECO FEDER/UE grants FPA2015-65929-P, FPA2016-78645-P and FPA2017-85985-P, by PROMETEO/2019/083, by USA-NSF grants PHY-1620628, by AGAUR (Generalitat de Catalunya) grant 2017-SGR-929, and by the European ITN project HiDDeN (H2020-MSCA-ITN-2019//860881-HIDDeN). IE acknowledges support from the FPU program fellowship FPU15/0369. PC and JM acknowledge support from the Spanish MICINN through the “Ramón y Cajal” program with grants RYC2018-024240-I (PC) and RYC-2017-22781 (JM). The authors acknowledge the support of the Spanish Agencia Estatal de Investigación through the grant “IFT Centro de Excelencia Severo Ochoa SEV-2016-0597”.

References

- [1] D. Z. Freedman, *Coherent Neutrino Nucleus Scattering as a Probe of the Weak Neutral Current*, *Phys. Rev. D* **9** (1974) 1389–1392.
- [2] **COHERENT** Collaboration, D. Akimov *et al.*, *Observation of Coherent Elastic Neutrino-Nucleus Scattering*, *Science* **357** (2017), no. 6356 1123–1126, [[1708.01294](#)].

- [3] **COHERENT** Collaboration, D. Akimov *et al.*, *COHERENT Collaboration data release from the first observation of coherent elastic neutrino-nucleus scattering*, [1804.09459](#).
- [4] **COHERENT** Collaboration, D. Akimov *et al.*, *First Detection of Coherent Elastic Neutrino-Nucleus Scattering on Argon*, [2003.10630](#).
- [5] P. Coloma, M. C. Gonzalez-Garcia, M. Maltoni, and T. Schwetz, *COHERENT Enlightenment of the Neutrino Dark Side*, *Phys. Rev.* **D96** (2017), no. 11 115007, [[1708.02899](#)].
- [6] J. B. Dent, B. Dutta, S. Liao, J. L. Newstead, L. E. Strigari, and J. W. Walker, *Probing light mediators at ultralow threshold energies with coherent elastic neutrino-nucleus scattering*, *Phys. Rev.* **D96** (2017), no. 9 095007, [[1612.06350](#)].
- [7] J. Liao and D. Marfatia, *COHERENT constraints on nonstandard neutrino interactions*, *Phys. Lett.* **B775** (2017) 54–57, [[1708.04255](#)].
- [8] J. B. Dent, B. Dutta, S. Liao, J. L. Newstead, L. E. Strigari, and J. W. Walker, *Accelerator and reactor complementarity in coherent neutrino-nucleus scattering*, *Phys. Rev.* **D97** (2018), no. 3 035009, [[1711.03521](#)].
- [9] Y. Farzan, M. Lindner, W. Rodejohann, and X.-J. Xu, *Probing neutrino coupling to a light scalar with coherent neutrino scattering*, *JHEP* **05** (2018) 066, [[1802.05171](#)].
- [10] M. Abdullah, J. B. Dent, B. Dutta, G. L. Kane, S. Liao, and L. E. Strigari, *Coherent elastic neutrino nucleus scattering as a probe of a Z through kinetic and mass mixing effects*, *Phys. Rev.* **D98** (2018), no. 1 015005, [[1803.01224](#)].
- [11] I. Esteban, M. C. Gonzalez-Garcia, M. Maltoni, I. Martinez-Soler, and J. Salvado, *Updated Constraints on Non-Standard Interactions from Global Analysis of Oscillation Data*, *JHEP* **08** (2018) 180, [[1805.04530](#)].
- [12] D. Aristizabal Sierra, V. De Romeri, and N. Rojas, *COHERENT analysis of neutrino generalized interactions*, *Phys. Rev.* **D98** (2018) 075018, [[1806.07424](#)].
- [13] I. M. Shoemaker, *COHERENT search strategy for beyond standard model neutrino interactions*, *Phys. Rev.* **D95** (2017), no. 11 115028, [[1703.05774](#)].
- [14] P. Coloma, P. B. Denton, M. C. Gonzalez-Garcia, M. Maltoni, and T. Schwetz, *Curtailing the Dark Side in Non-Standard Neutrino Interactions*, *JHEP* **04** (2017) 116, [[1701.04828](#)].
- [15] C. Giunti, *General COHERENT constraints on neutrino nonstandard interactions*, *Phys. Rev. D* **101** (2020), no. 3 035039, [[1909.00466](#)].
- [16] P. B. Denton, Y. Farzan, and I. M. Shoemaker, *Testing large non-standard neutrino interactions with arbitrary mediator mass after COHERENT data*, *JHEP* **07** (2018) 037, [[1804.03660](#)].
- [17] P. Coloma, I. Esteban, M. Gonzalez-Garcia, and M. Maltoni, *Improved global fit to Non-Standard neutrino Interactions using COHERENT energy and timing data*, *JHEP* **02** (2020) 023, [[1911.09109](#)].
- [18] L. Flores, N. Nath, and E. Peinado, *Non-standard neutrino interactions in $U(1)'$ model after COHERENT data*, *JHEP* **06** (2020) 045, [[2002.12342](#)].
- [19] D. K. Papoulias and T. S. Kosmas, *COHERENT constraints to conventional and exotic neutrino physics*, *Phys. Rev.* **D97** (2018), no. 3 033003, [[1711.09773](#)].
- [20] J. Billard, J. Johnston, and B. J. Kavanagh, *Prospects for exploring New Physics in Coherent Elastic Neutrino-Nucleus Scattering*, *JCAP* **1811** (2018), no. 11 016, [[1805.01798](#)].

- [21] M. Cadeddu, C. Giunti, K. A. Kouzakov, Y. F. Li, A. I. Studenikin, and Y. Y. Zhang, *Neutrino Charge Radii from COHERENT Elastic Neutrino-Nucleus Scattering*, *Phys. Rev. D* **98** (2018), no. 11 113010, [[1810.05606](#)].
- [22] O. G. Miranda, D. K. Papoulias, M. Tórtola, and J. W. F. Valle, *Probing neutrino transition magnetic moments with coherent elastic neutrino-nucleus scattering*, *JHEP* **07** (2019) 103, [[1905.03750](#)].
- [23] D. K. Papoulias, *COHERENT constraints after the Chicago-3 quenching factor measurement*, [1907.11644](#).
- [24] T. S. Kosmas, D. K. Papoulias, M. Tortola, and J. W. F. Valle, *Probing light sterile neutrino signatures at reactor and Spallation Neutron Source neutrino experiments*, *Phys. Rev. D* **96** (2017), no. 6 063013, [[1703.00054](#)].
- [25] C. Blanco, D. Hooper, and P. Machado, *Constraining Sterile Neutrino Interpretations of the LSND and MiniBooNE Anomalies with Coherent Neutrino Scattering Experiments*, [1901.08094](#).
- [26] S.-F. Ge and I. M. Shoemaker, *Constraining Photon Portal Dark Matter with Texono and Coherent Data*, *JHEP* **11** (2018) 066, [[1710.10889](#)].
- [27] V. Brdar, W. Rodejohann, and X.-J. Xu, *Producing a new Fermion in Coherent Elastic Neutrino-Nucleus Scattering: from Neutrino Mass to Dark Matter*, *JHEP* **12** (2018) 024, [[1810.03626](#)].
- [28] B. Dutta, D. Kim, S. Liao, J.-C. Park, S. Shin, and L. E. Strigari, *Dark matter signals from timing spectra at neutrino experiments*, [1906.10745](#).
- [29] B. C. Cañas, E. A. Garcés, O. G. Miranda, and A. Parada, *Future perspectives for a weak mixing angle measurement in coherent elastic neutrino nucleus scattering experiments*, *Phys. Lett. B* **784** (2018) 159–162, [[1806.01310](#)].
- [30] M. Cadeddu and F. Dordei, *Reinterpreting the weak mixing angle from atomic parity violation in view of the Cs neutron rms radius measurement from COHERENT*, *Phys. Rev. D* **99** (2019), no. 3 033010, [[1808.10202](#)].
- [31] X.-R. Huang and L.-W. Chen, *Neutron Skin in CsI and Low-Energy Effective Weak Mixing Angle from COHERENT Data*, *Phys. Rev. D* **100** (2019), no. 7 071301, [[1902.07625](#)].
- [32] M. Cadeddu, C. Giunti, Y. Li, and Y. Zhang, *Average CsI neutron density distribution from COHERENT data*, *Phys. Rev. Lett.* **120** (2018), no. 7 072501, [[1710.02730](#)].
- [33] E. Ciuffoli, J. Evslin, Q. Fu, and J. Tang, *Extracting nuclear form factors with coherent neutrino scattering*, *Phys. Rev. D* **97** (2018), no. 11 113003, [[1801.02166](#)].
- [34] M. Cadeddu and F. Dordei, *Reinterpreting the weak mixing angle from atomic parity violation in view of the Cs neutron rms radius measurement from COHERENT*, *Phys. Rev. D* **99** (2019), no. 3 033010, [[1808.10202](#)].
- [35] M. Cadeddu, F. Dordei, C. Giunti, Y. Li, and Y. Zhang, *Neutrino, electroweak, and nuclear physics from COHERENT elastic neutrino-nucleus scattering with refined quenching factor*, *Phys. Rev. D* **101** (2020), no. 3 033004, [[1908.06045](#)].
- [36] D. Papoulias, T. Kosmas, R. Sahu, V. Kota, and M. Hota, *Constraining nuclear physics parameters with current and future COHERENT data*, *Phys. Lett. B* **800** (2020) 135133, [[1903.03722](#)].

- [37] A. N. Khan and W. Rodejohann, *New physics from COHERENT data with an improved quenching factor*, *Phys. Rev. D* **100** (2019), no. 11 113003, [[1907.12444](#)].
- [38] X.-R. Huang and L.-W. Chen, *Neutron Skin in CsI and Low-Energy Effective Weak Mixing Angle from COHERENT Data*, *Phys. Rev. D* **100** (2019), no. 7 071301, [[1902.07625](#)].
- [39] B. Canas, E. Garces, O. Miranda, A. Parada, and G. Sanchez Garcia, *Interplay between nonstandard and nuclear constraints in coherent elastic neutrino-nucleus scattering experiments*, *Phys. Rev. D* **101** (2020), no. 3 035012, [[1911.09831](#)].
- [40] M. Cadeddu, F. Dordei, C. Giunti, Y. Li, E. Picciau, and Y. Zhang, *Physics results from the first COHERENT observation of CEvNS in argon and their combination with cesium-iodide data*, [2005.01645](#).
- [41] O. Miranda, D. Papoulias, G. S. Garcia, O. Sanders, M. Tórtola, and J. Valle, *Implications of the first detection of coherent elastic neutrino-nucleus scattering (CEvNS) with Liquid Argon*, [2003.12050](#).
- [42] T. Donnelly and I. Sick, *ELASTIC MAGNETIC ELECTRON SCATTERING FROM NUCLEI*, *Rev. Mod. Phys.* **56** (1984) 461–566.
- [43] I. Angeli and K. Marinova, *Table of experimental nuclear ground state charge radii: An update*, *Atom. Data Nucl. Data Tabl.* **99** (2013), no. 1 69–95.
- [44] S. Abrahamyan *et al.*, *Measurement of the Neutron Radius of ^{208}Pb Through Parity-Violation in Electron Scattering*, *Phys. Rev. Lett.* **108** (2012) 112502, [[1201.2568](#)].
- [45] C. Garcia-Recio, J. Nieves, and E. Oset, *Neutron distributions from pionic atoms*, *Nucl. Phys. A* **547** (1992) 473–487.
- [46] T. Suzuki *et al.*, *Neutron skin of Na isotopes studied via the interaction cross-sections*, *Phys. Rev. Lett.* **75** (1995) 3241–3244.
- [47] B. Clark, L. Kerr, and S. Hama, *Neutron densities from a global analysis of medium-energy proton nucleus elastic scattering*, *Phys. Rev. C* **67** (2003) 054605, [[nucl-th/0209052](#)].
- [48] A. Trzcinska, J. Jastrzebski, P. Lubinski, F. Hartmann, R. Schmidt, T. von Egidy, and B. Klos, *Neutron density distributions deduced from anti-protonic atoms*, *Phys. Rev. Lett.* **87** (2001) 082501.
- [49] V. Lapoux, V. Somà, C. Barbieri, H. Hergert, J. Holt, and S. Stroberg, *Radii and Binding Energies in Oxygen Isotopes: A Challenge for Nuclear Forces*, *Phys. Rev. Lett.* **117** (2016), no. 5 052501, [[1605.07885](#)].
- [50] C. Tarbert *et al.*, *Neutron skin of ^{208}Pb from Coherent Pion Photoproduction*, *Phys. Rev. Lett.* **112** (2014), no. 24 242502, [[1311.0168](#)].
- [51] C. Horowitz, S. Pollock, P. Souder, and R. Michaels, *Parity violating measurements of neutron densities*, *Phys. Rev. C* **63** (2001) 025501, [[nucl-th/9912038](#)].
- [52] B. Brown, A. Derevianko, and V. Flambaum, *Calculations of the neutron skin and its effect in atomic parity violation*, *Phys. Rev. C* **79** (2009) 035501, [[0804.4315](#)].
- [53] V. Dzuba, J. Berengut, V. Flambaum, and B. Roberts, *Revisiting parity non-conservation in cesium*, *Phys. Rev. Lett.* **109** (2012) 203003, [[1207.5864](#)].
- [54] A. Viatkina, D. Antypas, M. Kozlov, D. Budker, and V. Flambaum, *Dependence of atomic parity-violation effects on neutron skins and new physics*, *Phys. Rev. C* **100** (2019), no. 3 034318, [[1903.00123](#)].

- [55] J. Erler, N. Birge, M. Kortelainen, W. Nazarewicz, E. Olsen, P. A. M., and M. Stoitsov, *The limits of the nuclear landscape*, *Nature* **486** (2012) 509.
- [56] I. Tanihata, H. Savajols, and R. Kanungo, *Recent experimental progress in nuclear halo structure studies*, *Prog. Part. Nucl. Phys.* **68** (2013) 215–313.
- [57] G. Hagen *et al.*, *Neutron and weak-charge distributions of the ^{48}Ca nucleus*, *Nature Phys.* **12** (2015), no. 2 186–190, [[1509.07169](#)].
- [58] B. Brown, *Neutron radii in nuclei and the neutron equation of state*, *Phys. Rev. Lett.* **85** (2000) 5296–5299.
- [59] C. Horowitz and J. Piekarewicz, *Neutron star structure and the neutron radius of Pb-208*, *Phys. Rev. Lett.* **86** (2001) 5647, [[astro-ph/0010227](#)].
- [60] M. Centelles, X. Roca-Maza, X. Vinas, and M. Warda, *Nuclear symmetry energy probed by neutron skin thickness of nuclei*, *Phys. Rev. Lett.* **102** (2009) 122502, [[0806.2886](#)].
- [61] M. Tsang *et al.*, *Constraints on the symmetry energy and neutron skins from experiments and theory*, *Phys. Rev. C* **86** (2012) 015803, [[1204.0466](#)].
- [62] J. Lattimer and M. Prakash, *The physics of neutron stars*, *Science* **304** (2004) 536–542, [[astro-ph/0405262](#)].
- [63] J. M. Lattimer and M. Prakash, *Neutron Star Observations: Prognosis for Equation of State Constraints*, *Phys. Rept.* **442** (2007) 109–165, [[astro-ph/0612440](#)].
- [64] D. Baxter *et al.*, *Coherent Elastic Neutrino-Nucleus Scattering at the European Spallation Source*, *JHEP* **02** (2020) 123, [[1911.00762](#)].
- [65] J. Barranco, O. Miranda, and T. Rashba, *Probing new physics with coherent neutrino scattering off nuclei*, *JHEP* **12** (2005) 021, [[hep-ph/0508299](#)].
- [66] P. Klos, J. Menéndez, D. Gazit, and A. Schwenk, *Large-scale nuclear structure calculations for spin-dependent WIMP scattering with chiral effective field theory currents*, *Phys. Rev. D* **88** (2013), no. 8 083516, [[1304.7684](#)]. [Erratum: *Phys.Rev.D* 89, 029901 (2014)].
- [67] **Particle Data Group** Collaboration, M. Tanabashi *et al.*, *Review of Particle Physics*, *Phys. Rev. D* **98** (2018), no. 3 030001. 2019 update.
- [68] J. Erler and S. Su, *The Weak Neutral Current*, *Prog. Part. Nucl. Phys.* **71** (2013) 119–149, [[1303.5522](#)].
- [69] J. L. Friar, J. Martorell, and D. Sprung, *Nuclear sizes and the isotope shift*, *Phys. Rev. A* **56** (1997) 4579–4586, [[nucl-th/9707016](#)].
- [70] C. Horowitz and J. Piekarewicz, *Impact of spin-orbit currents on the electroweak skin of neutron-rich nuclei*, *Phys. Rev. C* **86** (2012) 045503, [[1208.2249](#)].
- [71] C. Horowitz *et al.*, *Weak charge form factor and radius of ^{208}Pb through parity violation in electron scattering*, *Phys. Rev. C* **85** (2012) 032501, [[1202.1468](#)].
- [72] M. Hoferichter, P. Klos, J. Menéndez, and A. Schwenk, *Analysis strategies for general spin-independent WIMP-nucleus scattering*, *Phys. Rev.* **D94** (2016), no. 6 063505, [[1605.08043](#)].
- [73] M. Hoferichter, P. Klos, J. Menéndez, and A. Schwenk, *Nuclear structure factors for general spin-independent WIMP-nucleus scattering*, *Phys. Rev.* **D99** (2019), no. 5 055031, [[1812.05617](#)].

- [74] R. H. Helm, *Inelastic and Elastic Scattering of 187-Mev Electrons from Selected Even-Even Nuclei*, *Phys. Rev.* **104** (1956) 1466–1475.
- [75] J. Piekarewicz, A. Linero, P. Giuliani, and E. Chicken, *Power of two: Assessing the impact of a second measurement of the weak-charge form factor of ^{208}Pb* , *Phys. Rev. C* **94** (2016), no. 3 034316, [[1604.07799](#)].
- [76] S. Klein and J. Nystrand, *Exclusive vector meson production in relativistic heavy ion collisions*, *Phys. Rev.* **C60** (1999) 014903, [[hep-ph/9902259](#)].
- [77] J. Lewin and P. Smith, *Review of mathematics, numerical factors, and corrections for dark matter experiments based on elastic nuclear recoil*, *Astropart. Phys.* **6** (1996) 87–112.
- [78] A. Ong, J. Berengut, and V. Flambaum, *The Effect of spin-orbit nuclear charge density corrections due to the anomalous magnetic moment on halonuclei*, *Phys. Rev. C* **82** (2010) 014320, [[1006.5508](#)].
- [79] W. Bertozzi, J. Friar, J. Heisenberg, and J. Negele, *Contributions of neutrons to elastic electron scattering from nuclei*, *Phys. Lett. B* **41** (1972) 408–414.
- [80] W. Xiong *et al.*, *A small proton charge radius from an electron–proton scattering experiment*, *Nature* **575** (2019), no. 7781 147–150.
- [81] N. Bezginov, T. Valdez, M. Horbatsch, A. Marsman, A. Vutha, and E. Hessels, *A measurement of the atomic hydrogen Lamb shift and the proton charge radius*, *Science* **365** (2019), no. 6457 1007–1012.
- [82] J. R. de Laeter, J. K. Böhlke, P. D. Bièvre, H. Hidaka, H. S. Peiser, K. J. R. Rosman, and P. D. P. Taylor, *Atomic weights of the elements. review 2000 (iupac technical report)*, *Pure and Applied Chemistry* **75** (2003), no. 6 683 – 800.
- [83] **COHERENT** Collaboration, D. Akimov *et al.*, *COHERENT 2018 at the Spallation Neutron Source*, [[1803.09183](#)].
- [84] J. I. Collar, A. R. L. Kavner, and C. M. Lewis, *Response of CsI/NaI to Nuclear Recoils: Impact on Coherent Elastic Neutrino-Nucleus Scattering (CE ν NS)*, *Phys. Rev.* **D100** (2019), no. 3 033003, [[1907.04828](#)].
- [85] M. Hofericher, J. Menéndez, and A. Schwenk. In preparation.
- [86] A. Bohr and B. R. Mottelson, *Nuclear Structure, Vol. I*. World Scientific, 1998.
- [87] G. Co’, M. Anguiano, and A. Lallena, *Nuclear structure uncertainties in coherent elastic neutrino-nucleus scattering*, *JCAP* **04** (2020) 044, [[2001.04684](#)].