
TROPES IN FILMS: AN INITIAL ANALYSIS

A PREPRINT

Rubén Héctor García-Ortega*

Pablo García-Sánchez†

JJ Merelo‡

April 9, 2024

ABSTRACT

TVTropes is a wiki that describes tropes and which ones are used in which artistic work. We are mostly interested in films, so after releasing the TropeScraper Python module that extracts data from this site, in this report we use scraped information to describe statistically how tropes and films are related to each other and how these relations evolve in time. In order to do so, we generated a dataset through the tool TropeScraper in April 2020. We have compared it to the latest snapshot of DB Tropes, a dataset covering the same site and published in July 2016, providing descriptive analysis, studying the fundamental differences and addressing the evolution of the wiki in terms of the number of tropes, the number of films and connections. The results show that the number of tropes and films doubled their value and quadrupled their relations, and films are, at large, better described in terms of tropes. However, while the types of films with the most tropes has not changed significantly in years, the list of most popular tropes has. This outcome can help on shedding some light on how popular tropes evolve, which ones become more popular or fade away, and in general how a set of tropes represents a film and might be a key to its success. The dataset generated, the information extracted, and the summaries provided are useful resources for any research involving films and tropes. They can provide proper context and explanations about the behaviour of models built on top of the dataset, including the generation of new content or its use in machine learning.

Keywords : Tropes; TvTropes; tropecraper.

1 Motivations

TV Tropes [3] is an outstanding source of knowledge because it describes thousands of tropes and relates them to artistic works, providing examples with a broad context in terms of the characters, places and actions. These relations, once extracted and processed, have shown to be very valuable in the field of Artificial Intelligence, in both content generation and quality prediction, as in [5].

Since TV Tropes is a non-structured wiki-style database, most researchers have accessed to its data through a structured n-tuple-based database called DB Tropes [1], which we enriched and analyzed in [4]. Unfortunately, BDTropes remains unattended since July 2016, while the prolific community of TV Tropes has doubled the number of films and their tropes since then. For this reason, in order to allow the researchers to use the films and tropes from TV Tropes, we implemented a scraper called TropeScraper [2] and licensed it as free software, so it becomes part of the Python ecosystem. This new tool, which takes days to download the whole database, has allowed us, and now you, to make a more up-to-date analysis of the tropes used in films. The rest of the paper will be devoted to this.

Although the quantity of the information extracted is promising, doubling the number of films and tropes in TV Tropes, an exploratory statistical analysis shows that the data is still incomplete, with distributions that point out to huge biases due to the popularity of the films and tropes. The detection of these biases is essential to explain the outcomes of future automatic learning models build on top of the dataset, for example, according to [5] the number of tropes in TV Tropes is proportional to the popularity of a movie and inversely proportional to its age.

*Department of Computer Architecture and Technology, University of Granada

†Department of Languages and Computer Systems, University of Granada

‡Department of Computer Architecture and Technology, University of Granada

In the following report, we evaluate the dataset of films and tropes from TV Tropes as extracted April 2020, because knowing their absolute numbers, frequencies and the most relevant ones can be critical in different stages of future researches in automatic authoring tools, from data wrangling to technique selection, configuration and outcome interpretation. As a secondary goal, we compare and analyse how TV Tropes has evolved from July 2016 to April 2020 in order to detect general trends that have emerged which could help on the prediction of TV Tropes in some years away. Finally, since TV Tropes is an unstructured wiki and we have to follow different heuristics to crawl the pages correctly, we also assess the quality of the scraping process in this report, considering possible inconsistencies and improvements based on the results.

We divide the rest of the report as follows: Section 2 explains the data acquisition phase. The analysis in Sections 3 and 4 includes the two perspectives of the relation between films and tropes; in other words, how many tropes appear in each movie and vice versa. The conclusion in Section 5 highlights and summarises the outcomes.

2 Notes on data Acquisition

It is important to remark that we have improved the original scraper that we used in [5]. The first stable version of the scraper (v1.0.2) crawled through the film pages and scraped tropes found in every film. The data seemed to correlate with DBTropes; however, the analysis of the top tropes showed missing information because it was not considering tropes that were very common in 2020. After studying the situation, we discovered that counting the tropes listed in the film pages was not enough; the trope pages also include the list of films that they belong to, and this information complements the previous one, increasing the relations between films and tropes. Finally, some massively used tropes divide their occurrences into wiki pages that are in the same level of hierarchy than films and tropes, although semantically they are at the trope level. For these reasons, we evolved the scraper to find the relations from the film’s perspective, from the trope’s perspective and also, considering pagination, providing a more solid dataset that is very aligned to the data in 2016 and the changes stated inside TV Tropes since then. We published it as version v1.1.0. As a side effect, its scraping time passed from a couple of hours to days, because it included ten times more pages to process.

3 Analysis of the number of tropes used in the films

The descriptive analysis of the films regarding their tropes (Table 1) reveals the growth of the number of films by 99.6%. The average number of tropes per film has also grown by 279.38%. In other words, the dataset doubles the number of films (2x) and quadruples the number of tropes by film (4x). It is interesting to point out that the scraper has been able to find five movies without tropes. However, in all the cases, we could manually check and confirm that the films do not have a page in TV Tropes, so they are listed in the categories by mistake.

The increase of the frequency is visible through the comparative boxplots (Figure 1), where a reduced interquartile range shows that there are fewer differences among the number of tropes in 50% of the films, and moved to the top, that shows how the average number of tropes per film has grown.

	Jul. 2016	April. 2020
min	1.000	0.000
max	1075.000	3611.000
nobs	6296.000	12567.000
mean	21.984	83.402
kurtosis	85.792	76.165
skewness	7.046	6.750
variance	2164.167	20937.037

Table 1: Comparative Descriptive analysis of trope occurrences by film between July 2016 and April 2019

If we represent the number of tropes per film concerning the number of movies (Figure 2), we can observe a clear trend: the number of films with just one trope is high, and the number of films decreases as the number of tropes increases, reaching the minimum in 4 tropes. Then, the value reaches a maximum value close to 20 tropes and decreases again following a long-tail distribution.

The films with more tropes (Table 2) are adventure/action film franchises, such as James Bond, The Avengers and Star Wars. If we compare the films in 2020 and 2016, we can observe that, in general, the top ones remain. As a rule, the films that were previously at the top have multiplied the number of tropes by up to 10.

	Film (Jul. 2016)	Tropes	Film (April. 2020)	Tropes	Increment
0	JamesBond	1075	JamesBond	3611	+235.9%
1	TheLordOfTheRings	769	TheLordOfTheRings	2413	+213.8%
2	TheMatrix	691	TheAvengers2012	2220	+558.8%
3	TheDarkKnight	613	TheDarkKnight	1999	+226.1%
4	StarTrek	562	ANewHope	1932	+732.8%
5	WhoFramedRogerRabbit	491	ReturnOfTheJedi	1926	+519.3%
6	Serenity	472	XMenFilmSeries	1870	+307.4%
7	Transformers	459	TheMatrix	1861	+169.3%
8	XMen	459	StarTrek2009	1769	+214.8%
9	XMenFirstClass	446	AvengersEndgame	1765	–
10	Ghostbusters	445	AvengersInfinityWar	1729	+28,716.7%
11	MenInBlack	427	TheForceAwakens	1717	+9,438.9%
12	Avatar	426	RevengeOfTheSith	1706	+635.3%
13	TheDarkKnightRises	408	Thor	1697	+366.2%
14	XMenDaysOfFuturePast	394	ThorRagnarok	1640	–
15	KillBill	381	AvengersAgeOfUltron	1585	–
16	Thor	364	TheEmpireStrikesBack	1584	+504.6%
17	BackToTheFuture	360	CaptainAmericaTheWinterSoldier	1483	+493.2%
18	Spaceballs	359	CaptainAmericaCivilWar	1481	+21,057.1%
19	PacificRim	356	TheDarkKnightRises	1452	+255.9%
20	HarryPotter	346	WhoFramedRogerRabbit	1444	+194.1%
21	MontyPythonAndTheHolyGrail	345	TheWizardOfOz	1437	+380.6%
22	ThePrincessBride	342	XMenDaysOfFuturePast	1425	+261.7%
23	BatmanBegins	339	CaptainAmericaTheFirstAvenger	1420	+346.5%
24	TheAvengers	337	XMenFirstClass	1420	+218.4%
25	TheThreeStooges	336	TheLastJedi	1397	–
26	IronMan	327	ThePhantomMenace	1379	+529.7%
27	CaptainAmericaTheFirstAvenger	318	GuardiansOfTheGalaxy	1373	+406.6%
28	AlienS	314	Serenity	1355	+187.1%
29	ReturnOfTheJedi	311	Terminator2JudgmentDay	1352	+349.2%
30	Terminator2JudgmentDay	301	Transformers	1231	+168.2%
31	TheWizardOfOz	299	Aliens	1229	+291.4%
32	HotFuzz	296	KillBill	1226	+221.8%
33	StarTrekIITheWrathOfKhan	295	XMenApocalypse	1226	+8,073.3%
34	IndependenceDay	288	BackToTheFuture	1219	+238.6%
35	StarTrekIntoDarkness	283	StarTrekIITheWrathOfKhan	1219	+313.2%
36	TheFifthElement	276	StarTrekIntoDarkness	1168	+312.7%
37	GalaxyQuest	276	Avatar	1167	+173.9%
38	ManOfSteel	274	PacificRim	1165	+227.2%
39	TronLegacy	271	BatmanVSupermanDawnOfJustice	1164	+11,540.0%
40	GuardiansOfTheGalaxy	271	Batman1989	1161	+333.2%
41	AustinPowers	268	HarryPotter	1146	+231.2%
42	DieHard	268	BlackPanther2018	1126	–
43	Batman	268	ManOfSteel	1124	+310.2%
44	TheGodfather	267	TheGodfather	1122	+320.2%
45	Inception	267	MontyPythonAndTheHolyGrail	1117	+223.8%
46	IronMan2	265	AttackOfTheClones	1113	+525.3%
47	TheEmpireStrikesBack	262	MenInBlack	1105	+158.8%
48	Godzilla2014	257	GuardiansOfTheGalaxyVol2	1104	–
49	GIJoeTheRiseofCobra	257	BatmanBegins	1103	+225.4%

Table 2: Comparative top fifty films by the number of tropes between July 2016 and April 2019. *Common elements are marked in blue.

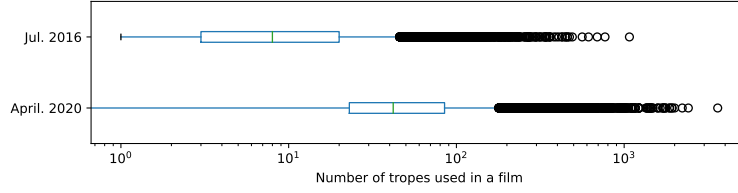


Figure 1: Comparative boxplots of trope occurrences by film between July 2016 and April 2019

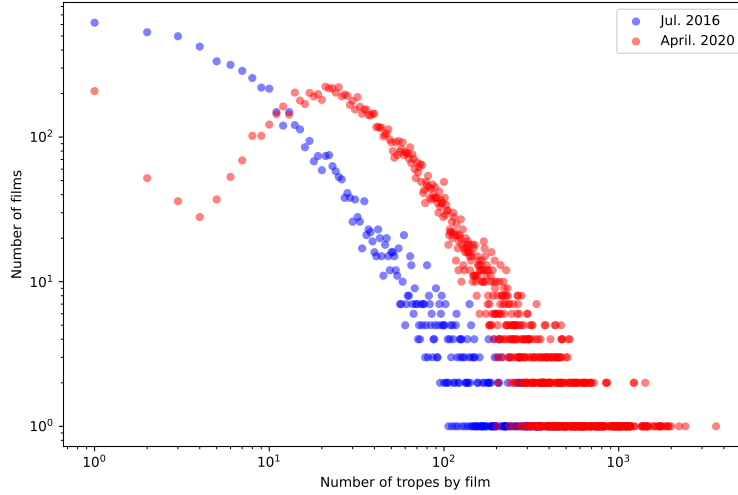


Figure 2: Comparative boxplots of film occurrences by tropes between July 2016 and April 2019

In some cases, the films have changed the name from 2016 to avoid ambiguity (TheAvengers becomes TheAvengers2012, StarTrek becomes StarTrek2009, AlienS becomes Aliens, Batman becomes Batman1989, Xmen becomes XmenFilm-Series). As shown in the column "Increment", most of the films have around 100%-300% more tropes in 2020 than in 2016. In just some cases, some films have increased the number of tropes drastically, to cite the ones with an increment above 500%: TheAvengers, ANewHope, ReturnOfTheJedi, RevengeOfTheSith, TheEmpireStrikesBack, ThePhantomMenace and AttackOfTheClones. It is interesting that 6 out of 7 films with such increment are from the Star Wars franchise, that, in 2016 (with Episode VI just released), only had two films in the top and, in 2020, with just four films more released by then, has seven.

Thirty-four films out of the top fifty were already in the top list in 2016. The remaining set includes films that had just been released at that time and had a limited number of tropes (CaptainAmericaCivilWar, TheForceAwakens, XMenApocalypse, BatmanVSupermanDawnOfJustice). Also, films that were released but not included in TV Tropes yet (AvengersAgeOfUltron) and films not released at that time (AvengerEndGame, ThorRagnarok, BlackPanther2018, GuardiansOfTheGalaxyVol2). Finally, TV Tropes also includes films that are not released yet but are already fulfilling some meta-tropes; this is the case of AvengersInfinityWar, that already had the tropes LoadsAndLoadsOfCharacters and GrandFinale in 2016.

4 Analysis of the number of films where the tropes appear

The descriptive analysis of the tropes and the films they appear in (Table 3) reveals a growth of the number of tropes by 110.38%. The average number of films that every trope appears in also grows by 259.95%. While there are tropes that only exist in a single film, every trope is used on average by 28 films. The comparative boxplots (Figure 3) shows a more significant interquartile range, and a shift to the top, that corresponds to stretching the histogram from 2016 and a longer tail.

The representation of the number of films vs tropes (Figure 4) shows a distribution similar to 2016 but stretched and extended. The only main difference is that the number of films with a single trope is three times as high now as in 2016. In other words, we have more tropes, and in general, films have more tropes as well.

	Jul. 2016	April. 2020
min	1.000	1.000
max	480.000	6591.000
nobs	17738.000	37317.000
mean	7.803	28.087
kurtosis	274.065	1186.002
skewness	10.043	22.339
variance	117.915	7111.168

Table 3: Comparative descriptive analysis of trope occurrences by film between July 2016 and April 2019

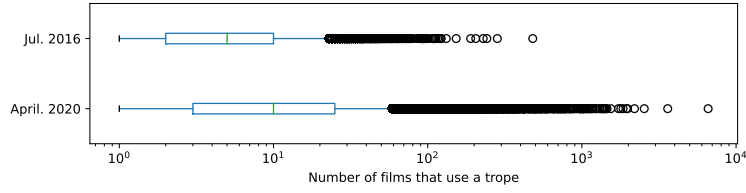


Figure 3: Comparative boxplots of trope occurrences by films between July 2016 and April 2019

However, having a distribution that resembles the one in 2016 does not necessarily mean that TV Tropes has not suffered many changes. Although the top films have not changed a lot since 2016, the top tropes have, keeping only three out of fifty (Table 4). The tropes have evolved so much since 2016 that 43 out of the top fifty in 2020 did not even exist in 2016.

The first question that comes into our minds is if the scraper is working fine. In order to answer this question, we analyse the top tropes from 2016 and try to trace the reasons why they are not so popular in 2020. Table 5 shows the comparative ranking of the top tropes between 2016 and their position in 2020. According to it, the vast majority of tropes have incremented their appearance in films by a 200%-300%. Nevertheless, this is not enough for them to be in the top fifty, although they mostly keep being in the top 1,300. There are four cases with a reduced use: TV Tropes avoids *CultClassic* now because of its lack of universality, removes *HeyItsThatGuy* and replaces it by *RetroactiveRecognition*, replaces *SpiritualLicensee* by *SpiritualAdaptation* (although the old trope still appears in some films) and removes *ThreeDMovie*.

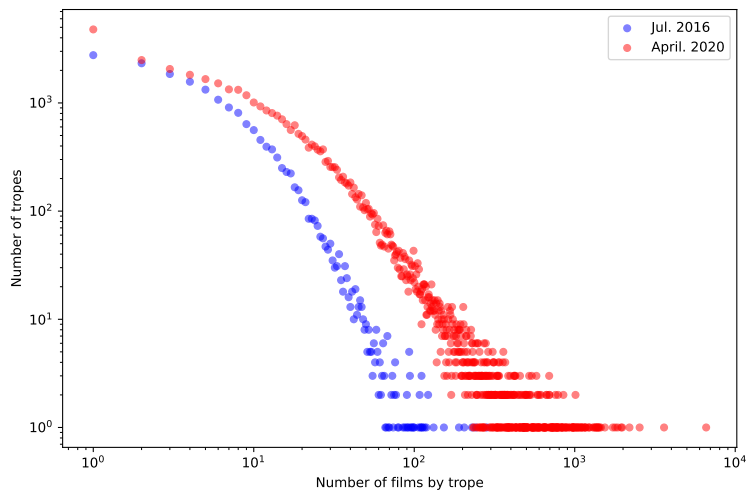


Figure 4: Comparative boxplots of trope occurrences by film between July 2016 and April 2019

	Trope (Jul. 2016)	Films	Trope (April. 2020)	Films	Increment
0	BoxOfficeBomb	480	AmericanFilms	6591	–
1	CultClassic	283	ShoutOut	3603	–
2	HeyItsThatGuy	242	BigBad	2538	–
3	ArchEnemy	229	BoxOfficeBomb	2193	+356.9%
4	BMovie	205	ChekhovsGun	1977	–
5	CaliforniaDoubling	190	HorrorFilms	1944	–
6	LogoJoke	153	Foreshadowing	1850	+184,900.0%
7	HorrorDoesntSettleForSimpleTuesday	132	OhCrap	1787	–
8	RetroactiveRecognition	122	BittersweetEnding	1727	–
9	SignatureSong	122	TitleDrop	1541	–
10	FilmNoir	119	DeadpanSnarker	1456	–
11	DisneyVillainDeath	116	OneWordTitle	1429	+1,329.0%
12	DuringTheWar	113	FilmsOfThe1980s	1410	–
13	ProtagonistTitle	112	DownerEnding	1400	–
14	PreMortemOneLiner	111	WMG	1396	–
15	CompletelyDifferentTitle	111	Jerkass	1377	–
16	RomanticComedy	111	NightmareFuel	1356	–
17	BillingDisplacement	110	LargeHam	1353	–
18	TheForeignSubtitle	109	FilmsOf20102014	1349	–
19	MissingTrailerScene	108	FilmsOf20052009	1311	–
20	FakeNationality	108	TearJerker	1307	–
21	HollywoodActionHero	106	RunningGag	1247	–
22	OneWordTitle	100	Headscratchers	1221	–
23	EpicMovie	99	WhatHappenedToTheMouse	1217	–
24	TheStinger	98	FilmsOf20152019	1167	–
25	DemotedToExtra	96	KarmaHoudini	1163	–
26	ImpaledWithExtremePrejudice	95	TheCameo	1162	+2,012.7%
27	PrettyInMink	94	MeaningfulName	1146	–
28	SpiritualLicensee	94	AssholeVictim	1116	–
29	AllStarCast	94	DrivenToSuicide	1111	–
30	BestKnownForTheFanservice	93	Tagline	1105	–
31	AndStarring	93	TooDumbToLive	1096	–
32	CriticalDissonance	93	MohsScaleOfViolenceHardness	1071	–
33	CreatorCameo	93	ImageSource	1067	–
34	FinalGirl	93	ActorAllusion	1061	–
35	SequelHook	92	KickTheDog	1039	–
36	BottomlessMagazines	91	BookEnds	1034	–
37	SignatureLine	90	BerserkButton	1025	–
38	DVDCommentary	90	FilmsOf20002004	1022	–
39	NotEvenBotheringWithTheAccent	89	YourCheatingHeart	1011	+2,251.2%
40	TheOner	87	RealityEnsues	1011	+101,000.0%
41	Fingore	85	PrecisionFStrike	1002	–
42	CarFu	80	MoodWhiplash	997	–
43	ThreeDMovie	79	CompletelyDifferentTitle	984	+786.5%
44	DeliberatelyMonochrome	77	GroinAttack	983	–
45	NeckSnap	77	BrickJoke	979	–
46	BlackDudeDiesFirst	76	FilmsOfThe1970s	973	–
47	DeathByAdaptation	76	EstablishingCharacterMoment	969	–
48	ArcWords	76	FilmsDiscussedByMoviebob	967	–
49	ArtisticLicenseGeography	76	BritishFilms	964	–

Table 4: Comparative top fifty films by the number of tropes between July 2016 and April 2019. *Common elements are marked in blue.

	Trope	Films (Jul. 2016)	Films (April. 2020)	Increment	Moves to
0	BoxOfficeBomb	480	2193	+356.9%	+3 rd
1	CultClassic	283	13	-95.4%	+16,030 th
2	HeyItsThatGuy	242	0	–	–
3	ArchEnemy	229	447	+95.2%	+212 th
4	BMovie	205	577	+181.5%	+138 th
5	CaliforniaDoubling	190	418	+120.0%	+238 th
6	LogoJoke	153	420	+174.5%	+231 st
7	HorrorDoesntSettleForSimpleTuesday	132	179	+35.6%	+854 th
8	RetroactiveRecognition	122	505	+313.9%	+170 th
9	SignatureSong	122	319	+161.5%	+370 th
10	FilmNoir	119	190	+59.7%	+791 st
11	DisneyVillainDeath	116	400	+244.8%	+251 st
12	DuringTheWar	113	130	+15.0%	+1,292 nd
13	ProtagonistTitle	112	204	+82.1%	+705 th
14	PreMortemOneLiner	111	385	+246.8%	+266 th
15	CompletelyDifferentTitle	111	984	+786.5%	+43 rd
16	RomanticComedy	111	314	+182.9%	+376 th
17	BillingDisplacement	110	241	+119.1%	+559 th
18	TheForeignSubtitle	109	208	+90.8%	+689 th
19	MissingTrailerScene	108	266	+146.3%	+490 th
20	FakeNationality	108	276	+155.6%	+468 th
21	HollywoodActionHero	106	136	+28.3%	+1,211 th
22	OneWordTitle	100	1429	+1,329.0%	+11 th
23	EpicMovie	99	219	+121.2%	+639 th
24	TheStinger	98	456	+365.3%	+205 th
25	DemotedToExtra	96	412	+329.2%	+241 st
26	ImpaledWithExtremePrejudice	95	484	+409.5%	+188 th
27	PrettyInMink	94	303	+222.3%	+405 th
28	SpiritualLicensee	94	35	-62.8%	+6,670 th
29	AllStarCast	94	178	+89.4%	+861 st
30	BestKnownForTheFanservice	93	226	+143.0%	+613 th
31	AndStarring	93	437	+369.9%	+216 th
32	CriticalDissonance	93	272	+192.5%	+478 th
33	CreatorCameo	93	765	+722.6%	+77 th
34	FinalGirl	93	373	+301.1%	+281 st
35	SequelHook	92	517	+462.0%	+165 th
36	BottomlessMagazines	91	295	+224.2%	+416 th
37	SignatureLine	90	267	+196.7%	+489 th
38	DVDCommentary	90	198	+120.0%	+742 nd
39	NotEvenBotheringWithTheAccent	89	320	+259.6%	+367 th
40	TheOner	87	340	+290.8%	+332 nd
41	Fingore	85	363	+327.1%	+296 th
42	CarFu	80	349	+336.2%	+321 st
43	ThreeDMovie	79	1	-98.7%	+35,034 th
44	DeliberatelyMonochrome	77	313	+306.5%	+381 st
45	NeckSnap	77	254	+229.9%	+524 th
46	BlackDudeDiesFirst	76	402	+428.9%	+247 th
47	DeathByAdaptation	76	397	+422.4%	+252 nd
48	ArcWords	76	639	+740.8%	+116 th
49	ArtisticLicenseGeography	76	262	+244.7%	+501 st

Table 5: Top fifty films by the number of tropes in July 2016 and their increment of tropes in April 2020.

5 Conclusions

We extract the following outcomes from the previous analysis.

In terms of gross numbers, the number of films and tropes in 2020 doubles the number in 2016. It goes from 6,296 films to 12,567 and from 17,738 tropes to 37,317. The average number of relations between films and tropes in 2020 quadruples the number in 2016; in other words, films are better described in terms of tropes and tropes appear in more films. In absolute terms, the number of connections has increased by 657.23%. Both distribution curves shift right (less positive skewness). However, while the interquartile range of tropes' distribution has reduced, the interquartile range of the films' distribution has increased.

Regarding the films with more tropes in TV Tropes, only 32% of the films in the top fifty have changed from 2016 to 2020, that is to say, in general, popular films in terms of tropes remain. The James Bond franchise is the artistic work with more tropes, with almost a third more than the following, The Lord of the rings, that overcomes the next by a few hundreds of tropes, The Avengers. It is imperative to hint how the franchise Star Wars boosted its popularity from 2016 to 2020, also. Regarding the most popular tropes, although the majority of them in 2016 are still relevant in 2020, the new top list is almost entirely replaced by tropes that did not exist in 2016. The most popular trope in 2020 is *AmericanFilms*, followed by *ShoutOut* and *BigBad*.

We discovered that TV Tropes adapts the name of the films to disambiguate second parts or remakes as they appear. They also include films that have not been premiered and extrapolate possible tropes from the existing information.

We could detect errors in the wiki that lead to parsing inexistent film pages and incomplete information that made us evolve the scraper several times. The latest modifications made to tropecraper allows extracting the data correctly, with results that correlate to the ones from DB Tropes in 2016. However, due that the wiki is unstructured and maintained manually, it is crucial to keep a critic eye on the data extracted from it, especially the outliers, and always consider a data wrangling phase before using the data to build models in machine learning. It also points to specific, and network-based, dynamic of tropes and films.

Acknowledgements

This work has been partially funded by projects DeepBio (TIN2017-85727-C4-2-P) and TEC2015-68752 and “Ayuda del Programa de Fomento e Impulso de la actividad Investigadora de la Universidad de Cádiz”.

6 Bibliography

References

- [1] DBTropes – skipforward. <http://skipforward.opendfki.de/wiki/DBTropes>. (Accessed on 05/31/2020).
- [2] tropecraper · pypi. <https://pypi.org/project/tropecraper/>. (Accessed on 05/31/2020).
- [3] TV Tropes. <https://tvtropes.org/>. (Accessed on 06/07/2020).
- [4] R. H. García-Ortega, J. J. Merelo-Guervós, P. G. Sánchez, and G. Pitaru. Overview of PicTropes, a film trope dataset. *arXiv preprint arXiv:1809.10959*, 2018.
- [5] R. H. García-Ortega, P. García-Sánchez, and J. J. Merelo-Guervós. Startroper, a film trope rating optimizer using machine learning and evolutionary algorithms. *Expert Systems*, 37(6):e12525, 2020.