

# Multi-agent Assortment Optimization in Sequential Matching Markets

Alfredo Torrico\* Margarida Carvalho† Andrea Lodi‡

## Abstract

Two-sided markets have become increasingly more important during the last years, mostly because of their numerous applications in housing, labor and dating. Consumer-supplier matching platforms pose several technical challenges, specially due to the tradeoff between recommending suitable suppliers to consumers and avoiding collisions among consumers' preferences.

In this work, we study a general version of the *two-sided sequential matching* model introduced by Ashlagi et al. (2019). The setting is the following: we (the platform) offer a menu of suppliers to each consumer. Then, every consumer selects, simultaneously and independently, to match with a supplier or to remain unmatched. Suppliers observe the subset of consumers that selected them, and choose either to match a consumer or leave the system. Finally, a match takes place if both the consumer and the supplier sequentially select each other. Each agent's behavior is probabilistic and determined by a *regular discrete choice* model. Our objective is to choose an *assortment family* that maximizes the expected revenue of the matching. Given the computational complexity of the problem, we show several constant factor guarantees for the general model that, in particular, significantly improve the approximation factors previously obtained. Furthermore, we obtain the first constant approximation guarantees when the problem is subject to cardinality constraints. Our approach relies on submodular optimization techniques and appropriate linear programming relaxations. Finally, we provide a computational study on different settings that supports our technical results.

## 1 Introduction

Two-sided marketplaces have grown in popularity in the recent years. This comes as a consequence of the accelerating growth of the sharing economy which has become ubiquitous in our everyday life and whose total combined revenue is estimated to reach \$335 billions by 2025 (Osztoivits A. and B., 2014). Those platforms can be found in numerous areas such as labor (Upwork, TaskRabbit), accommodation (Airbnb, HomeAway), dating (Match.com, eHarmony), ride-sharing (Uber, Lyft, Netlift) and traditional buyer-seller (Amazon, eBay, Craigslist). Because of this, two-sided markets have been extensively studied over the last decade, e.g., (Rochet and Tirole, 2003; Rysman, 2009; Filistrucchi et al., 2014; Duch-Brown, 2017), and more specifically for the applications mentioned above, e.g., (Hitsch et al., 2010; Horton, 2010; Fradkin, 2015; Banerjee et al., 2015; Marx and Schummer, 2019).

Roughly speaking, there are two types of agents in these platforms: consumers and suppliers. Generally, a *transaction* or *match* occurs when a consumer and a supplier select each other. Unlike traditional marketplaces, popular platforms such as Airbnb are increasingly considering agents' preferences when designing their systems (DeAmicis, 2015; Tu et al., 2014; Horton, 2017; Shi and Zhang, 2019). This decision is not arbitrary given that accounting the preferences of both sides could reduce the frictions or collisions between

---

\*CERC Data Science, Polytechnique Montréal. Email: alfredo.torrico-palacios@polymtl.ca

†CIRRELT and Université de Montréal. Email: carvalho@iro.umontreal.ca

‡CERC Data Science, Polytechnique Montréal. Email: andrea.lodi@polymtl.ca

agents’ choices (Fradkin, 2015; Halaburda et al., 2016; Arnosti et al., 2018). Numerous two-sided markets are characterized for being decentralized, namely, the platform can only control what the agents observe but not their choices. In this context, the preferences of consumers and suppliers play an important role since the platform can avoid *congestion* among popular choices by limiting the information to the agents. Therefore, one of the main challenges in these two-sided matching platforms is to address the trade-off between agents’ recommendations and collisions among agents’ choices.

In this work, we address this challenge via *multi-agent assortment optimization* in a sequential matching model, initially introduced in (Ashlagi et al., 2019). Assortment optimization (Ryzin and Mahajan, 1999; K ok et al., 2008; Berbeglia and Joret, 2020) has been mostly studied for one-sided markets, in which, the platform aims to maximize its revenue by selecting an appropriate subset of goods from which a single consumer observes and chooses a single item. In this context, *discrete choice models* play a key role to define the consumer’s preferences. The adaptation of the classic assortment optimization problem to two-sided markets is not immediate. Ashlagi et al. (2019) propose a stylized sequential matching model in which the platform has to take into account the preferences of both sides of the market. The objective of the platform is to select an assortment of suppliers for each consumer in order to maximize the number of pairs consumer-supplier that sequentially select each other. The authors show that even when the problem has agents with simple choice models, the problem is strongly NP-hard. Hence, designing approximation algorithms becomes a natural choice.

Our main contributions in this manuscript are: (1) we provide a general framework for multi-agent assortment optimization in which the system is composed by consumers and suppliers with heterogeneous preferences and general discrete choice models; (2) we show provable approximation guarantees for the general model when the agents satisfy mild assumptions; (3) we further generalize the related literature by considering the expected revenue objective and the problem subject to cardinality constraints; (4) we significantly improve the guarantees obtained in previous works by using techniques from submodular optimization and appropriate linear programming (LP) relaxations. In the remaining of this section, we formalize the problem, discuss related literature and summarize our technical contributions and results.

## 1.1 Problem Formulation

In this work, we study the *multi-agent assortment optimization problem in sequential matchings* originally introduced by Ashlagi et al. (2019). Formally, consider a bipartite graph  $G = (N \cup V, E)$  where  $N = \{1, \dots, n\}$  represents the set of consumers (or customers),  $V = \{1, \dots, m\}$  corresponds to the set of suppliers and  $E$  denotes the set of edges between  $N$  and  $V$ . We consider the unrestricted case in which  $E = N \times V$ , i.e., every supplier is compatible to every consumer. Our objective is to present an assortment (or menu) of suppliers  $S_i \subseteq V$  to each consumer  $i \in N$  in order to maximize the expected revenue of the matching between consumers and suppliers that is obtained as a result of a sequential random process. Following the terminology in the discrete choice literature, we assume that the choices made by each consumer and each supplier are determined by a *system of choice probabilities*. Formally, each consumer  $i \in N$  and each supplier  $j \in V$  have a system of choice probabilities  $p_i : V \cup \{0\} \times 2^V \rightarrow [0, 1]$  and  $q_j : N \cup \{0\} \times 2^N \rightarrow [0, 1]$ , respectively, where 0 denotes the *outside option*. This means, for instance, that given a subset of options  $S \subseteq V$ , a consumer  $i \in N$  chooses  $j \in S \cup \{0\}$  with probability  $p_i(j, S)$  and zero otherwise. In other words, these terms define a probability distribution over  $S \cup \{0\}$ , namely,  $P_i(S) + p_{i0}(S) = 1$ , where  $P_i(S) = \sum_{j \in S} p_i(j, S)$  is called the *demand function* of consumer  $i$ . Similarly, given a subset  $C \subseteq N$ , we denote by  $Q_j(C)$  the demand function of supplier  $j$ . To simplify the notation, in the remainder of the manuscript, we will denote  $p_{ij}(S) = p_i(j, S)$  for  $S \subseteq V$  and  $q_{ji}(C) = q_j(i, C)$  for  $C \subseteq N$ .

**Two-sided Sequential Matching.** Let us describe the two-step random process that involves customers and suppliers. We, as a platform, select an assortment of suppliers  $S_i \subseteq V$  for each consumer  $i \in N$ . Then, every consumer  $i \in N$  chooses—simultaneously, independently and irrevocably—with probability  $p_{ij}(S_i)$  a single supplier  $j \in S_i$  or to remain unmatched with probability  $p_{i0}(S_i)$ . For every  $j \in V$ , let  $C_j$  be the subset of consumers (possibly empty) that chose  $j$  after the first stage. In the second step of the process, each supplier  $j \in V$  selects—simultaneously, independently and irrevocably—a single consumer  $i$  from  $C_j$  with probability  $q_{ji}(C_j)$  or decides to leave the system with probability  $q_{j0}(C_j)$ . Finally, a match occurs when both the consumer and the supplier sequentially select each other.

We now formalize the optimization problem. As we mentioned above, we would like to obtain an *assortment family*, also called *menu profile*,  $(S_1, \dots, S_n)$  that maximizes the expected revenue of the final matching. Let us denote by  $\mathcal{I}_i \subseteq 2^V$  the family of feasible assortments for consumer  $i \in N$  and  $\mathcal{S} = \{S \in 2^{N \times V} : S = (S_1, \dots, S_n), S_i \in \mathcal{I}_i \text{ for all } i \in N\}$  the collection of all feasible menu profiles. In this work, we focus on two settings: (i) the unconstrained case, namely  $\mathcal{I}_i = 2^V$  for all  $i \in N$ ; and (ii) the problem subject to cardinality constraints, i.e., given a budget vector  $(K_1, \dots, K_n) \in \mathbb{Z}_+^N$  we have  $\mathcal{I}_i = \{S \subseteq V : |S_i| \leq K_i\}$  for all  $i \in N$ . Let  $r_j \in \mathbb{R}_+$  be the revenue obtained when supplier  $j \in V$  is matched. We denote by  $\mathbf{M}_S$  the random variable that indicates the revenue of the matching and whose distribution depends on the assortment family  $S \in \mathcal{S}$ . Therefore, the revenue maximization problem corresponds to

$$\max\{\mathbb{E}[\mathbf{M}_S] : S \in \mathcal{S}\}. \quad (1)$$

In the remainder of the manuscript, we denote by OPT the optimal value of Problem (1) and  $S^*$  an optimal assortment family.

The model described above generalizes the classic assortment optimization problem in which there is a single consumer and the match occurs immediately after the consumer’s action (Ryzin and Mahajan, 1999). In this classic setting, numerous *discrete choice models* have been considered to study the consumers’ behavior (Kök et al., 2008), where the key difference is the system of choice probabilities. In this work, we focus on those models that satisfy the *regularity axiom*. In simple words, this axiom states that the probability of choosing a specific option does not increase when the menu is enlarged. Formally, consider a system of choice probabilities  $f : \mathcal{E} \cup \{0\} \times 2^{\mathcal{E}} \rightarrow [0, 1]$  where  $\mathcal{E}$  is the set of all elements (e.g.,  $N$  or  $V$  in the model previously described), then the regularity axiom is as follows,

**Assumption 1** (Regularity Axiom). *For any  $S \subseteq S' \subseteq \mathcal{E}$ ,  $f(j, S') \leq f(j, S)$  for all  $j \in S \cup \{0\}$ .*

One of the most well-known regular models is the *multinomial logit* (MNL) (McFadden, 1974; Ryzin and Mahajan, 1999), in which each supplier has a public score and the probability that the consumer chooses one supplier from the assortment is proportional to the total score of the assortment plus the score of the outside option. Under this model, the classic assortment optimization problem can be solved in polynomial time by checking the *revenue-ordered* assortments (Ryzin and Mahajan, 1999). However, this is not true for a general regular model; for example see (Aouad et al., 2018; Berbeglia and Joret, 2020). We refer the interested reader to Section 1.2 for more details.

Given the tractability of the classic assortment optimization problem under the standard multinomial logit model, one would hope that something similar occurs in the two-sided sequential market described above. Unfortunately, this is not the case as shown in (Ashlagi et al., 2019). The tradeoff between recommending potentially good suppliers to consumers and avoiding collisions among consumers makes the optimization problem more challenging. Specifically, Ashlagi et al. (2019) prove that Problem (1) is NP-hard to solve even in the simple case when each consumer has the same multinomial logit model and suppliers choose *uniformly* over their potential customers. Due to this computational complexity result, a natural approach is to design an *approximation algorithm* with provable guarantees. We say that a polynomial time algorithm achieves an approximation factor  $\alpha \in (0, 1]$  for Problem (1) if it outputs a feasible solution  $S \in \mathcal{S}$

such that  $\mathbb{E}[M_S] \geq \alpha \cdot \text{OPT}$ , where the expectation is also taken over the possible randomization of the algorithm.

## 1.2 Related Work

Assortment optimization has been extensively studied in the revenue management literature. The classic model focuses on one-sided markets in which there is a single consumer who chooses an item from a given menu. The consumer’s behavior is determined by an underlying choice model. This problem was introduced by Ryzin and Mahajan (1999) who consider the MNL framework as a discrete choice model. Ryzin and Mahajan (1999) show that the problem can be solved in polynomial time by checking the revenue-ordered assortments. However, the problem becomes NP-hard for other choice models (Bront et al., 2009; Rusmevichientong et al., 2014; Aouad et al., 2018). An important class of choice models are those that satisfy the regularity axiom. Berbeglia and Joret (2020) show that the revenue-ordered assortments strategy provides provable guarantees for a general regular discrete choice model. Other examples of discrete choice models that have been studied in the assortment optimization problem are the Mixed Multinomial Logit (Rusmevichientong et al., 2014), the Nested Logit (Davis et al., 2014), Rank-based (Aouad et al., 2018) and Markov chain based (Blanchet et al., 2016). For other choice models that satisfy the regularity axiom, we refer to (Berbeglia and Joret, 2020) and, for a survey on assortment optimization, we refer to (Kök et al., 2008). Assortment optimization under capacity constraints has also been studied (Rusmevichientong et al., 2010; Davis et al., 2013; Désir et al., 2015). In particular, under the MNL model the problem with capacity constraints is known to be polynomial-time solvable (Rusmevichientong et al., 2010), whereas under a Markov chain model, the problem becomes APX-hard (Désir et al., 2015).

The tradeoff between recommendations and collisions is a key challenge in our model. This problematic in two-sided markets has already been studied, e.g., (Fradkin, 2015; Halaburda et al., 2016; Kanoria et al., 2017; Arnosti et al., 2018). For instance, Arnosti et al. (2018) show that the restriction of *visibility* of one side improves the welfare of both sides of the labor market. In our work, we control these collisions by selecting appropriate assortments for consumers.

Another related line of research corresponds to market design for agents with ordinal preferences. Two classical desirable properties for the matching schemes implemented by a mechanism are *strategy-proofness*, ensuring that it is rational for agents to reveal their true preferences, and *stability*, guaranteeing that no two agents prefer each other over their current matching. We refer the interested reader to (Manlove, 2013) for background, classical results and a contemporary literature review. Non-deterministic variants of the problem have also been investigated. Namely, uncertainty in the agents’ rankings (Aziz et al., 2019b,a), partial information (Rastegari et al., 2013) and fractional (probabilistic) matchings (Alva and Manjunath, 2020). Cechlárová et al. (2019) discuss current open problems in this context.

As we mentioned earlier, the assortment optimization problem in two-sided sequential matchings was introduced in (Ashlagi et al., 2019) who consider a special case of the following choice model.

**MNL-Uniform model.** Suppose that each customer  $i \in N$  has a public score  $v_{ij} > 0$  for every supplier  $j \in V \cup \{0\}$ , where 0 denotes the outside option. Then, the MNL model for consumer  $i \in N$  corresponds to  $p_{ij}(S) = v_{ij}/(v_{i0} + \sum_{j \in S} v_{ij})$  for  $S \subseteq V$  and  $j \in S \cup \{0\}$ . Note that, without loss of generality, we can assume  $v_{i0} = 1$ . In particular, Ashlagi et al. (2019) assume that consumers follow the same model, i.e.,  $v_{ij} = v_j$  for all  $i \in N, j \in V$ . On the other hand, each supplier  $j \in V$  has a public score  $u_{j0} \geq 0$  for the outside option. Then, the Uniform model for supplier  $j \in V$  corresponds to  $q_{ji}(C) = 1/(|C| + u_{j0})$  for  $C \subseteq N, i \in C$ , and  $q_{j0}(C) = u_{j0}/(|C| + u_{j0})$ .

Ashlagi et al. (2019) show that Problem (1) under this model is NP-hard and provide a constant-factor approximation algorithm. They prove that the analysis can be separated in two cases:  $v_j \geq 1$  and  $v_j < 1$ . For the former, they provide a polynomial time algorithm that achieves a  $(1 - e^{-1/24})/8$ -approximation

factor. For the second case, they consider a *bucketing* technique to design an auxiliary linear programming problem whose fractional solution can be rounded to obtain a  $(e - 1)/(173, 056e)$ -approximation factor.

### 1.3 Our Contributions and Results

In this manuscript, we present constant factor guarantees for the multi-agent assortment optimization problem (1). Our work significantly expands the related literature because of three reasons: (1) under mild assumptions, our provable guarantees apply when the agents in the system follow general regular choice models; (2) when consumers follow the MNL model, we obtain the first constant factor for the problem under cardinality constraints; (3) our approach allows for more general objective functions, such as the expected revenue of the final matching. As a direct consequence of our results, we are able to substantially improve the approximation guarantees previously obtained by Ashlagi et al. (2019).

We separate our analysis on those agents that are *easy to match* and those who are not. Roughly speaking, we say that an agent (either consumer or supplier) is easy to match if, when facing only two options—match or remain unmatched—they are more likely to choose the former. Formally,

**Definition 1** (Easy-to-match). *A consumer  $i \in N$  is said to be easy-to-match if, for any supplier  $j \in V$ , we have  $p_{ij}(\{j\}) \geq p_{i0}(\{j\})$ . Similarly, we say that a supplier  $j \in N$  is easy-to-match if, for any consumer  $i \in N$ , we have  $q_{ji}(\{i\}) \geq q_{j0}(\{i\})$ .*

In the first part of the manuscript, Section 2, we consider general regular choice models for any agent in the system, but we assume easy-to-match consumers and suppliers with a submodular demand function. Our main result, Theorem 1, shows that under this type of agents, there exists a polynomial time randomized algorithm that achieves a  $(1 - e^{-1})/2 \approx 0.316$  approximation factor. The main ingredient of this algorithm is the reduction to the well-known submodular welfare problem (Lehmann et al., 2006). This problem aims to distribute items among players and the goal is to maximize the sum of their utilities. By doing an appropriate reduction, this problem can be transformed in an instance of the problem of maximizing a monotone submodular function subject to partition constraints, which belongs to a wider class of combinatorial problems. Vondrák (2008) shows that a continuous version of the greedy algorithm achieves a tight  $1 - 1/e$  approximation guarantee (see Section 2.1 for more details). Our problem can be upper bounded by an instance of the submodular welfare problem, where the set of consumers has to be partitioned among suppliers. Once we obtain a solution by using the continuous greedy algorithm, we output the assortment family defined by this partition. Finally, we show that the guarantee is tight for this approach, and moreover, since the assortments are of size at most 1, the result applies to both versions of our problem: unconstrained and subject to cardinality constraints.

We immediately obtain two corollaries from Theorem 1. First, as we mentioned in Section 1.2, Ashlagi et al. (2019) focus on the MNL-Uniform model. For them, easy-to-match consumers translate into public scores  $v_j \geq 1$ , which they referred to as high-value consumers. On the other hand, suppliers' demand functions are submodular. For this model, they obtain a  $(1 - e^{-1/24})/8 \approx 0.0051$  approximation factor. Our result  $(1 - e^{-1})/2 \approx 0.316$  significantly outperforms that guarantee. Second, our assumption on suppliers having a submodular demand function is not restrictive. There is a wide class of discrete choice models called *random utility-based* models (Thurstone, 1927; McFadden, 1974) whose demand function is submodular (e.g., see (Berbeglia and Joret, 2020)), so our guarantee is valid in this case.

In the second part of our work, Section 3, we focus on suppliers that are easy-to-match, but consumers who are not. For this case, we provide upper and lower bounds for the objective of our problem. Roughly speaking, our bounds depend on the expected number of consumers that pick each supplier. The main goal of the optimization problems that define the bounds is to obtain an assortment family that balances the expected number of consumers that each supplier receives. More importantly, the upper bound allows us to study alternative LP relaxations of the problem. We show that this is possible when consumers follow the

multinomial logit model. In this case, the presence of consumers who are not easy-to-match means that their public scores satisfy  $v_{ij} < 1$  (referred as low-value consumers in (Ashlagi et al., 2019)). The LP relaxation in this case exploits the structure of these scores in order to evenly distribute suppliers in the assortment family. We separate our analysis for the unconstrained case, Section 3.2, and for cardinality constraints, Section 3.3. In both settings, the main challenge corresponds to construct a feasible assortment family from the fractional solution of the LP. For the unconstrained problem, we consider an independent randomized rounding, where each element is draw independently from its value in the LP solution. For the constrained problem, we consider the dependent randomized rounding introduced in (Gandhi et al., 2006) whose main property is that it provides a solution that satisfies cardinality constraints with probability one. For both problems, we obtain a  $(1 - e^{-1})/4$  approximation factor in Theorem 2 and Theorem 3.

As immediate consequence of our result for the unconstrained case, we obtain the following: first, if we consider the MNL-Uniform model where consumers have public scores  $v_j < 1$  and suppliers have scores  $u_{j0} \leq 1$  for the outside option, then our result  $(1 - e^{-1})/4 \approx 0.158$  significantly improves the  $(e - 1)/(173, 056e) \approx 0.0000036$  approximation guarantee obtained in (Ashlagi et al., 2019). Furthermore, we prove a  $(1 - e^{-1})/8$  factor for the (unconstrained and constrained) problem that considers a combination of consumers with values  $v_j < 1$  and  $v_j \geq 1$ ; this is possible since we can split suppliers according to their scores  $v_j$ 's and apply the corresponding techniques in each part.

We end Section 3 with two brief discussions. First, we provide heuristics for our problem when both consumers and suppliers follow the MNL model. In fact, as later shown in the computational study of Section 4, these heuristics empirically outperform the rest of the tested approaches. Second, we discuss the challenges that we could face when consumers are not easy-to-match. Specifically, we comment on the notion of popular suppliers and their effect in the congestion of the system. We observe that an appropriate distribution of the expected number of consumers that pick each supplier is needed. One tentative approach to address this challenge is via an LP relaxation as we describe above. We believe that this direction is promising for other systems of choice probabilities that can be described by linear inequalities, such as the Markov chain model (Feldman and Topaloglu, 2017).

Finally, in Section 4, we evaluate our methodologies through computational experiments. When consumers are easy-to-match, our scheme performs much better than the approximation guarantee and, in particular, to the use of a random assortment. On the other hand, when consumers are non easy-to-match, our approximation algorithm results in an expected number of matchings comparable to a random and a full assortment (i.e.,  $S_i = V, \forall i \in N$ ). However, once cardinality constraints on the assortment sizes are introduced, the value of our methodology is underlined.

## 2 Easy-to-Match Consumers

In this section, we focus on the analysis when every consumer is easy-to-match and suppliers have a monotone submodular demand function. In Theorem 1, we provide the first approximation guarantee for Problem (1) when the agents in the system follow a general regular discrete choice model.

**Theorem 1.** *Assume that every consumer is easy-to-match and that each supplier has a monotone submodular demand function. Then, there exists a randomized polynomial time algorithm for Problem (1) that outputs an assortment family  $S = (S_1, \dots, S_n)$  such that*

$$\mathbb{E}[\mathbf{M}_S] \geq \left( \frac{1 - e^{-1}}{2} \right) \cdot \text{OPT},$$

where the expectation is also with respect to the algorithm's randomization. Moreover, this guarantee is (1) tight and (2) valid for both models: unconstrained and subject to cardinality constraints.

We emphasize that we do not require customers and suppliers to follow the same discrete choice model as in (Ashlagi et al., 2019). We do require submodularity for the demand function of suppliers, however, this is not stringent since a wide class of models called random utility based models satisfy this condition; we concentrate on this at the end of the section, see Corollary 2. Finally, in Corollary 1 we present our result for the MNL-Uniform model studied in (Ashlagi et al., 2019).

To obtain Theorem 1, we reduce our problem to the submodular welfare problem, initially studied in (Lehmann et al., 2006). In simple words, the goal in this problem is to distribute items over players in order to maximize the sum of their utilities. In the following, we present the key concepts of submodular functions, the multilinear extension, the submodular welfare problem, and finally, the continuous greedy algorithm that is used to approximately solve this problem. Later, we focus on the analysis of our algorithm and the proof of Theorem 1. We end this section showing our result for the model studied in (Ashlagi et al., 2019) and discussing the class of random utility models.

## 2.1 Preliminaries

In this section, we provide a brief background on the submodular welfare maximization problem and the continuous greedy algorithm. These concepts will play a key role in the analysis of our algorithm for the case when consumers are easy-to-match.

**Submodularity and the Multilinear Extension.** Consider a ground set of elements  $\mathcal{E}$  and a non-negative set function  $f : 2^{\mathcal{E}} \rightarrow \mathbb{R}_+$ . We denote the marginal value for any subset  $A \subseteq \mathcal{E}$  and  $e \in \mathcal{E}$  by  $f_A(e) := f(A + e) - f(A)$ , where  $A + e := A \cup \{e\}$ . A set function  $f$  is *submodular* if, and only if, it satisfies the *diminishing returns property*. Namely, for any  $e \in \mathcal{E}$  and  $A \subseteq B \subseteq \mathcal{E} \setminus \{e\}$ ,  $f_A(e) \geq f_B(e)$ . We say that  $f$  is *monotone* if for any  $A \subseteq B \subseteq \mathcal{E}$ , we have  $f(A) \leq f(B)$ .

Consider any non-negative set function  $f : 2^{\mathcal{E}} \rightarrow \mathbb{R}_+$ , its *multilinear extension*  $F : [0, 1]^{\mathcal{E}} \rightarrow \mathbb{R}_+$  is defined for any  $y \in [0, 1]^{\mathcal{E}}$  as the expected value of  $f(S_y)$ , where  $S_y$  is the random set generated by drawing independently each element  $e \in \mathcal{E}$  with probability  $y_e$ . Formally,

$$F(y) = \mathbb{E}_{S \sim y}[f(S)] = \sum_{S \subseteq \mathcal{E}} f(S) \prod_{e \in S} y_e \prod_{e \notin S} (1 - y_e). \quad (2)$$

Observe, this is in fact an extension of  $f$ , since for any subset  $S \subseteq \mathcal{E}$ , we have  $f(S) = F(\mathbf{1}_S)$ , where  $\mathbf{1}_S \in \{0, 1\}^{\mathcal{E}}$  is the indicator vector of  $S$ , i.e.,  $\mathbf{1}_S(e) = 1$  if  $e \in S$  and zero otherwise

**Fact 1.** (Calinescu et al., 2011). *Let  $f$  be a monotone submodular function and  $F$  its multilinear extension. By monotonicity of  $f$ , we have  $\frac{\partial F}{\partial y_e} \geq 0$  for any  $e \in \mathcal{E}$ . This implies that for any  $x \leq y$  coordinate-wise,  $F(x) \leq F(y)$ . On the other hand, by submodularity of  $f$ ,  $F$  is concave in any positive direction, i.e., for any  $e_1, e_2 \in \mathcal{E}$  we have  $\frac{\partial^2 F}{\partial y_{e_1} \partial y_{e_2}} \leq 0$ .*

**The Submodular Welfare Maximization Problem.** Consider a set of  $r$  items  $\mathcal{R} = \{1, \dots, r\}$  and a set of  $k$  players  $\mathcal{K} = \{1, \dots, k\}$ , where each player  $j \in \mathcal{K}$  has a monotone submodular utility function  $f_j : 2^{\mathcal{R}} \rightarrow \mathbb{R}_+$ . The objective in this problem is to partition the set of items  $\mathcal{R}$  into  $k$  disjoint sets  $A_1, \dots, A_k$  such that maximizes  $\sum_{j \in \mathcal{K}} f_j(A_j)$ . It is well-known that this problem can be reduced to a *submodular maximization problem subject to partition constraints* (Lehmann et al., 2006). This is done by making  $r$  copies of each item, one for each player, but only allowing one copy to be assigned. Formally, define an auxiliary ground set  $\mathcal{E} = \mathcal{R} \times \mathcal{K}$ . Each subset  $A \subseteq \mathcal{E}$  can be written uniquely as  $A = \bigcup_{j \in \mathcal{K}} (A_j \times \{j\})$ , then define  $f : 2^{\mathcal{E}} \rightarrow \mathbb{R}_+$  as

$$f(A) = \sum_{j \in \mathcal{K}} f_j(A_j).$$

Observe that the sum preserves monotonicity and submodularity, and moreover, considering the representation of the subsets  $A \subseteq \mathcal{E}$  it is not difficult to verify that  $f$  is monotone and submodular. Finally, consider the following partition constraints  $\mathcal{C} = \{A \subseteq \mathcal{E} : |A \cap (\{i\} \times \mathcal{K})| \leq 1, \forall i \in \mathcal{R}\}$ ; note that we allow each item to be assigned only to one player. Therefore, the submodular welfare problem is equivalent to  $\max\{f(A) : A \in \mathcal{C}\}$ . This problem belongs to a larger class of problems of submodular maximization under matroid constraints. Fisher et al. (1978) show that the standard greedy algorithm achieves a  $1/2$ -approximation. Notably, Vondrák (Vondrák, 2008) introduced the *discretized continuous greedy* algorithm that achieves a tight  $1 - 1/e$  approximate solution. At a high level, the algorithm works as follows: let  $F$  be the multilinear extension of the monotone submodular function  $f$  defined above. The algorithm discretizes the interval  $[0, 1]$  into points  $\{0, \delta, 2\delta, \dots, 1\}$  for a given  $\delta > 0$ . Starting at  $y_0 = 0$ , for each  $\tau \in \{\delta, 2\delta, \dots, 1\}$  the algorithm obtains direction  $z_\tau = \operatorname{argmax}_{z \in \mathcal{P}(\mathcal{C})} \langle \nabla F(y_{\tau-\delta}), z \rangle$ , where  $\mathcal{P}(\mathcal{C}) = \operatorname{conv}\{\mathbf{1}_S \mid S \in \mathcal{C}\}$ . Then, the algorithm takes a step in the direction of  $z_\tau$  by setting  $y_{\tau,e} \leftarrow y_{\tau-\delta,e} + \delta z_{\tau,e}$  for all  $e \in V$ . Finally, it outputs a feasible set  $A^g \in \mathcal{G}$  by rounding the fractional solution  $y_1$  that satisfies  $f(A^g) \geq (1 - 1/e) \cdot \max_{A \in \mathcal{C}} f(A)$ .

## 2.2 Analysis of Our Algorithm

In this section, we propose Algorithm 1, which achieves the guarantee in Theorem 1. To analyze Algorithm 1, we first we show in Lemma 1 that our problem is upper bounded by the submodular welfare problem. For every supplier  $j \in V$ , recall that the demand function  $Q_j : 2^N \rightarrow [0, 1]$  is defined as the probability  $Q_j(A)$  that supplier  $j$  chooses at least one consumer from  $A \subseteq N$  when  $A$  is shown as assortment. Formally, given a subset  $A \subseteq N$

$$Q_j(A) = \sum_{i \in A} q_{ji}(A).$$

Since, we are assuming the regularity axiom, then  $Q_j$  is monotone increasing (Berbeglia and Joret, 2020). For  $j \in V$  and assortment family  $S \in \mathcal{S}$ , let  $Y_j^S$  be the indicator random variable that takes value 1 when supplier  $j$  is matched at the end of the process and 0 otherwise. Also, for  $j \in V$  and assortment family  $S \in \mathcal{S}$ , let  $A_j^S$  be the random set of consumers who selected  $j$ . Observe that, given  $A \subseteq N$ ,  $Y_j^S = 1$  with probability  $Q_j(A)$  and  $Y_j^S = 0$  otherwise. Therefore,

$$\mathbb{E}[Y_j^S] = \mathbb{E}[\mathbb{E}[Y_j^S | A_j^S]] = \mathbb{E}[Q_j(A_j^S)]$$

which gives us the following representation of our objective function

$$\mathbb{E}[\mathbf{M}_S] = \sum_{j \in V} \mathbb{E}[r_j Y_j^S] = \sum_{j \in V} r_j \mathbb{E}[Q_j(A_j^S)], \quad (3)$$

where  $r_j \geq 0$  corresponds to the revenue obtained when supplier  $j$  is matched. Let us prove the following upper bound for the optimal value OPT that will help us to show Theorem 1. This bound was already used in (Ashlagi et al., 2019) for their particular model but we extend it to any demand function.

**Lemma 1.** *Under Assumption 1, Problem (1) is upper bounded by the following optimization problem*

$$\max \left\{ \sum_{j \in V} r_j Q_j(A_j) : A_j \subseteq N, A_j \cap A_{j'} = \emptyset, \forall j, j' \in V, \bigcup_{j \in V} A_j = N \right\}. \quad (4)$$

*Proof.* Consider an arbitrary assortment family  $S \in \mathcal{S}$ . Denote by  $A_0^S$  the random set of consumers that decided to remain unmatched. Since each consumer selects only one supplier,  $A_0^S, A_1^S, \dots, A_m^S$  form a



partition of  $N$ , i.e.,  $A_j^S \cap A_{j'}^S = \emptyset$  for every distinct pair of suppliers  $j, j' \in V \cup \{0\}$  and  $A_0^S \cup A_1^S \cup \dots \cup A_m^S = N$ . Therefore, in Equation (3) we have

$$\begin{aligned} \mathbb{E}[\mathbf{M}_S] &= \mathbb{E} \left[ \sum_{j \in V} r_j Q_j(A_j^S) \right] \\ &= \sum_{\substack{(A_0, A_1, \dots, A_m): \\ \forall j \neq j', A_j \cap A_{j'} = \emptyset \\ A_0 \cup A_1 \cup \dots \cup A_m = N}} \left( \sum_{j \in V} r_j Q_j(A_j) \right) \cdot \mathbb{P}(A_0^S = A_0, A_1^S = A_1, \dots, A_m^S = A_m) \\ &\leq \max_{\substack{(A_0, A_1, \dots, A_m): \\ \forall j \neq j', A_j \cap A_{j'} = \emptyset \\ A_0 \cup A_1 \cup \dots \cup A_m = N}} \left\{ \sum_{j \in V} r_j Q_j(A_j) \right\} = \max_{\substack{(A_1, \dots, A_m): \\ \forall j, j' \in V, A_j \cap A_{j'} = \emptyset \\ A_1 \cup \dots \cup A_m = N}} \left\{ \sum_{j \in V} r_j Q_j(A_j) \right\}, \end{aligned}$$

where the last equality is because the demand functions  $Q_j$  are monotone increasing, therefore, the maximum is achieved when  $A_0 = \emptyset$ .  $\square$

Observe that if the functions  $Q_j(\cdot)$  are submodular, then  $r_j Q_j(\cdot)$ 's are also submodular when  $r_j \geq 0$  and Problem (4) corresponds to the classic *submodular welfare problem* (Lehmann et al., 2006), which we discussed in the previous section. Recall that Vondrák (2008) shows that the continuous greedy algorithm achieves a tight  $1 - 1/e$  approximation factor for this problem. We will use this result to prove Theorem 1. Roughly speaking, our Algorithm 1 uses the continuous greedy to obtain a partition of the customers and then it outputs the corresponding assortment family determined by this partition.

---

**Algorithm 1** Algorithm for Easy-to-Match Consumers

---

**Input:** Set of consumers  $N$ , set of suppliers  $V$ , monotone submodular demand functions  $Q_1, \dots, Q_m : 2^N \rightarrow \mathbb{R}_+$  and revenues  $r_1, \dots, r_m \in \mathbb{R}_+$ .

**Output:** Assortment family  $(S_1, \dots, S_n)$ .

- 1: Obtain a partition  $A_1^g, \dots, A_m^g$  of  $N$  by solving the submodular welfare problem with objective  $Q(A) = \sum_{j \in V} r_j Q_j(A_j)$  via the continuous greedy algorithm.
  - 2: Set  $S_i = \{j \in V : i \in A_j^g\}$  for all  $i \in N$ .
- 

*Proof of Theorem 1.* Let us denote by  $\text{OPT}_{(4)}$  the optimal value for Problem (4). Due to Lemma 1, we know that  $\text{OPT} \leq \text{OPT}_{(4)}$ . Since  $r_j Q_j(\cdot)$ 's are monotone submodular functions, then the continuous greedy algorithm (Vondrák, 2008) returns a solution  $A^g = (A_1^g, \dots, A_m^g)$  such that (in expectation)

$$\sum_{j \in V} r_j Q_j(A_j^g) \geq (1 - e^{-1}) \cdot \text{OPT}_{(4)}.$$

According to Algorithm 1, from partition  $A^g$  we construct the following assortment family: for each consumer  $i \in A_j^g$  assign menu  $S_i = \{j\}$ . Since  $A^g$  is a partition, then each menu  $S_i$  is a singleton. Let us compute the objective value  $\mathbb{E}[\mathbf{M}_S]$  for this assortment family  $S$ . Denote by  $A_j^S$  the random subset of consumers in  $A_j^g$  that select  $j$  when the assortment family is  $S$ . Observe that the random sets  $A_j^S$  are independent between each other since their supports  $A_j$  do not intersect, thus we can separate our analysis for each supplier. For each supplier  $j \in V$ ,

$$\mathbb{E}[Y_j^S] = \mathbb{E}[Q_j(A_j^S)] = \sum_{A \subseteq A_j^g} Q_j(A) \prod_{i \in A} p_{ij}(\{j\}) \prod_{i \in A_j^g \setminus A} (1 - p_{ij}(\{j\})). \quad (5)$$

Note that the last expression is because each consumer either selects  $j$  or decides to remain unmatched. More importantly, the last expression corresponds to the multilinear extension of  $Q_j$  (for more details, see Section 2.1). Since, consumers are easy-to-match, then for any  $i \in N, j \in V$  we have  $p_{ij}(\{j\}) \geq 1/2$ . Furthermore, given that  $Q_j$  is monotone increasing, we obtain the lower bound

$$\sum_{A \subseteq A_j^g} Q_j(A) \prod_{i \in A} p_{ij}(\{j\}) \prod_{i \in A_j^g \setminus A} (1 - p_{ij}(\{j\})) \geq \sum_{A \subseteq A_j^g} \frac{Q_j(A)}{2^{|A_j^g|}}, \quad (6)$$

where we applied the monotonicity property in Fact 1. Now, consider the following result for general submodular functions.

**Lemma 2** ((Feige et al., 2011)). *Consider a ground set of elements  $\mathcal{E}$  and a non-negative submodular function  $f : 2^{\mathcal{E}} \rightarrow \mathbb{R}_+$ . Let  $B(1/2)$  be the random subset of  $\mathcal{E}$  that is constructed by drawing each element independently from  $\mathcal{E}$  with probability  $1/2$ . Then,  $\mathbb{E}[f(B(1/2))] \geq f(\mathcal{E})/2$ .*

By using Lemma 2 in the right-hand side of (6), we finally obtain

$$\mathbb{E}[Y_j^S] \geq \sum_{A \subseteq A_j^g} \frac{Q_j(A)}{2^{|A_j^g|}} \geq \frac{1}{2} \cdot Q_j(A_j^g).$$

Therefore, we obtain that the assortment family  $S$  constructed by Algorithm 1 satisfies (in expectation)

$$\mathbb{E}[\mathbf{M}_S] = \sum_{j \in V} r_j \mathbb{E}[Y_j^S] \geq \frac{1}{2} \cdot \sum_{j \in V} r_j Q_j(A_j^g) \geq \frac{1 - e^{-1}}{2} \cdot \text{OPT}_{(4)} \geq \frac{1 - e^{-1}}{2} \cdot \text{OPT}.$$

It remains to show that the guarantee is tight and valid for both problems of interest. To see the first fact, simply consider suppliers with a demand function that corresponds to the tight instance for the continuous greedy algorithm (see (Vondrák, 2008; Calinescu et al., 2011)) and consumers with a system of probabilities such that  $p_{ij}(\{j\}) = 1/2$ , for instance, MNL with scores  $v_{ij} = 1$ . The second fact follows from the fact that Algorithm 1 outputs assortments of size at most 1.  $\square$

If one wants a deterministic algorithm, then in Line 1 of Algorithm 1 we could use the standard greedy algorithm for submodular maximization under matroid constraints (Fisher et al., 1978). However, our final guarantee would worsen from  $(1 - e^{-1})/2$  to a  $1/4$ -approximation factor.

Thanks to Theorem 1, we are able to obtain the following approximation factor for the MNL-Uniform model studied in Ashlagi et al. (2019).

**Corollary 1.** *Algorithm 1 achieves a  $(1 - e^{-1})/2 \approx 0.316$  approximation factor for Problem (1) under the MNL-Uniform model with scores  $v_{ij} \geq 1$  and  $u_{j0} \geq 0$ .*

*Proof.* Recall the MNL and Uniform models described in Section 1.2. Observe that consumers are easy-to-match when they follow a MNL model with parameters  $v_{ij} \geq 1$ . On the other hand, the demand function for the Uniform model is monotone submodular.  $\square$

**Random Utility-based Models.** A large class of discrete choice models that satisfy the regularity axiom is the class of random utility based models (RUM) (Thurstone, 1927; McFadden, 1974; Baltas and Doyle, 2001). Luce et al. (1965) originally observed that this class of models satisfy the regularity axiom. Roughly speaking, an agent that follows a random utility-based model chooses the highest valued element among the available options in the assortment. Let us formally define the system of choice probabilities of RUM for an arbitrary supplier  $j \in V$ . Assume that supplier  $j$  has a random value (or utility)  $U_i$  for each consumer

$i \in N \cup \{0\}$  where 0 denotes the outside option. These random variables  $U_0, U_1, \dots, U_n$  define a joint probability measure  $\mathcal{D}$  over  $\mathbb{R}^{n+1}$  such that  $\mathbb{P}_{\mathcal{D}}(U_i = U_{i'}) = 0$  for all  $i, i' \in N \cup \{0\}$  with  $i \neq i'$ . Distribution  $\mathcal{D}$  determines the system of choice probabilities of supplier  $j$  as follows: given an assortment  $C \subseteq N$ , supplier  $j \in V$  selects a customer from  $i \in C \cup \{0\}$  with probability

$$q_{ji}(C) = \mathbb{P}_{\mathcal{D}}(U_i = \max\{U_k : k \in C \cup \{0\}\}).$$

One important feature of this class is that the demand function  $Q_j(C) = \sum_{i \in C} q_{ji}(C)$  is submodular; see (Berbeglia and Joret, 2020) for a proof. The contrary, however, is not true; not every model with a submodular demand function is a RUM. Given the submodularity property of the RUM's, we immediately obtain the following corollary as a consequence of Theorem 1.

**Corollary 2.** *Assume that every consumer is easy-to-match and every supplier follows a random utility-based model, then there exists a polynomial time randomized algorithm that achieves a  $(1 - e^{-1})/2$  approximation factor.*

Numerous important and widely used models fit in the RUM class, and more importantly, assortment optimization has been extensively studied under this class of models. Classic examples are the Multinomial Logit model, the Mixed Multinomial Logit model (Luce, 2012; Rusmevichientong et al., 2014), Nested Logit models (Davis et al., 2014), Rank-based models (Aouad et al., 2018), Markov chain based models (Blanchet et al., 2016; Berbeglia, 2016), Distance based models (Murphy and Martin, 2003) such as the Mallow models (Mallows, 1957; Désir et al., 2016; Jagabathula and Vulcano, 2018), and other models in neuroscience (Webb, 2019). See (Berbeglia and Joret, 2020) for more references on RUM's.

### 3 Easy-to-Match Suppliers

In this section, we focus on the analysis when every supplier is easy-to-match and consumers follow different multinomial logit models. We separately study the unconstrained case and the problem subject to cardinality constraints. The first main result in this section, Theorem 2, is the first approximation guarantee for Problem (1) when consumers follow different multinomial logit models. In Corollary 3, we show our approximation guarantee for the MNL-Uniform model studied in (Ashlagi et al., 2019). Later, we show the second main result of this section, Theorem 3. This corresponds to the first approximation guarantee for Problem (1) under cardinality constraints.

To obtain both results, we first get general upper and lower bounds for the objective function of Problem (1). Roughly speaking, our bounds depend on the expected number of consumers  $\eta_j(S)$  that pick each supplier  $j$ . More importantly, this quantity is capped by  $1, \min\{1, \eta_j(S)\}$ , in order to balance the number of hits that each supplier receives. These bounds allow us to focus on an auxiliary problem which for the multinomial logit model corresponds to a tractable LP. Once we obtain a fractional assortment from the LP relaxation, then we only have to focus on the appropriate rounding procedures. For the unconstrained problem, we apply a standard independent sampling. For the problem under cardinality constraints, we use the dependent rounding, also known as randomized pipage rounding, introduced in (Gandhi et al., 2006).

In the following, we first present the upper and lower bounds for general consumers. Then, we focus on the analysis for the unconstrained problem and the proof of Theorem 2. Later, we analyze the algorithm for the problem subject to cardinality constraints and the proof of Theorem 3. Next, we provide heuristics for the problem when both consumers and suppliers follow the MNL model. We end this section by discussing the potential challenges that other choice models may pose.

### 3.1 Upper and Lower Bounds for General Consumers

For the remainder of this section, given an assortment family  $S = (S_1, \dots, S_n)$ , we denote the expected number of consumers that pick supplier  $j \in V$  (sometimes referred as the expected number of hits) as

$$\eta_j(S) = \sum_{i \in N} p_{ij}(S_i) \cdot \mathbf{1}_{\{j \in S_i\}}, \quad (7)$$

where  $\mathbf{1}_{\{j \in S_i\}}$  is the indicator function that takes value 1 if  $j \in S_i$  and 0 otherwise. In this section, we obtain the following upper and lower bounds for the objective function of Problem (1).

**Lemma 3.** *For every assortment family  $S = (S_1, \dots, S_n)$ , we have*

$$(1 - e^{-1}) \cdot Q_{\min} \cdot \sum_{j \in V} r_j \cdot \min\{1, \eta_j(S)\} \leq \mathbb{E}[\mathbf{M}_S] \leq \sum_{j \in V} r_j \cdot \min\{1, \eta_j(S)\}, \quad (8)$$

where  $Q_{\min} = \min_{j \in V, i \in N} Q_j(\{i\})$ . In particular, if every supplier is easy-to-match, then the factor of the lower bound corresponds to  $(1 - e^{-1})/2$ .

*Proof.* Given that the function  $Q_j$  is monotone increasing and  $Q_j(\cdot) \in [0, 1]$ , then  $Q_{\min} \leq Q_j(A) \leq 1$  for any non-empty  $A \subseteq N$ . Moreover, observe that

$$\begin{aligned} \mathbb{E}[Q_j(A_j^S)] &= \mathbb{E}[Q_j(A_j^S) | A_j^S \neq \emptyset] \cdot \mathbb{P}(A_j^S \neq \emptyset) + \mathbb{E}[Q_j(A_j^S) | A_j^S = \emptyset] \cdot \mathbb{P}(A_j^S = \emptyset) \\ &= \mathbb{E}[Q_j(A_j^S) | A_j^S \neq \emptyset] \cdot \mathbb{P}(A_j^S \neq \emptyset), \end{aligned}$$

where we use  $Q_j(\emptyset) = 0$ . Now, observe that for any  $j \in V$  we know that

$$\mathbb{P}(A_j^S \neq \emptyset) = 1 - \mathbb{P}(A_j^S = \emptyset) = 1 - \prod_{i \in N} (1 - p_{ij}(S_i) \cdot \mathbf{1}_{\{j \in S_i\}}),$$

which together with the definition of  $Q_{\min}$  shows that

$$Q_{\min} \cdot \left[ 1 - \prod_{i \in N} (1 - p_{ij}(S_i) \cdot \mathbf{1}_{\{j \in S_i\}}) \right] \leq \mathbb{E}[Q_j(A_j^S)] \leq \left[ 1 - \prod_{i \in N} (1 - p_{ij}(S_i) \cdot \mathbf{1}_{\{j \in S_i\}}) \right]. \quad (9)$$

Our next step is to prove that the product above can be bounded by a function of the expected number of hits. For this, we use the following lemma (for a proof we refer the interested reader to (Karimi et al., 2017)).

**Lemma 4** ((Karimi et al., 2017)). *For  $x \in [0, 1]^\ell$  define  $\alpha(x) = 1 - \prod_{i \in [\ell]} (1 - x_i)$ . Then, the Fenchel concave biconjugate of  $\alpha(\cdot)$  is  $\beta(x) := \min \left\{ 1, \sum_{i \in [\ell]} x_i \right\}$ . Also, for all  $x \in [0, 1]^\ell$*

$$(1 - 1/e) \cdot \beta(x) \leq \alpha(x) \leq \beta(x).$$

Since  $p_{ij}(S_i) \in [0, 1]$  for any  $i \in N, j \in V$ , then by using Lemma 4 in (9), multiplying by revenue  $r_j \geq 0$  and summing over  $j \in V$ , we prove our claim

$$(1 - e^{-1}) \cdot Q_{\min} \cdot \sum_{j \in V} r_j \cdot \min\{1, \eta_j(S)\} \leq \mathbb{E}[\mathbf{M}_S] \leq \sum_{j \in V} r_j \cdot \min\{1, \eta_j(S)\}.$$

Finally, observe that in the special case where all suppliers are easy-to-match, then  $Q_j(\{i\}) \geq 1/2$  for any  $j \in V$  and  $i \in N$ , which implies that  $Q_{\min} \geq 1/2$ .  $\square$

Lemma 3 is crucial to our analysis because it will allow us to focus on the optimization problem  $\max_{S \in \mathcal{S}} \left\{ \sum_{j \in V} r_j \cdot \min\{1, \eta_j(S)\} \right\}$ , which is equivalent to

$$\begin{aligned} \max_{S, z} \quad & \sum_{j \in V} r_j z_j \\ \text{s.t.} \quad & z_j \leq 1, \quad \forall j \in V, \\ & z_j \leq \sum_{i \in N} p_{ij}(S_i) \cdot \mathbf{1}_{\{j \in S_i\}}, \quad \forall j \in V, \\ & S \in \mathcal{S}. \end{aligned} \tag{10}$$

Note that since  $r_j \geq 0$  for all  $j \in V$ , we do not need to add the non-negativity constraints  $z_j \geq 0$ . Denote by  $\text{OPT}_{(10)}$  the optimal value for Problem (10), then Lemma 3 implies the following result.

**Proposition 1.**  $(1 - e^{-1}) \cdot Q_{\min} \cdot \text{OPT}_{(10)} \leq \text{OPT} \leq \text{OPT}_{(10)}$ .

In the following sections, we focus on the multinomial logit model whose system of choice probabilities  $p_{ij}(S)$  can be described by linear inequalities. Our approach takes advantage of this because we can focus on the relaxation of Problem (10) that corresponds to a tractable LP, i.e., it can be solved in polynomial time. However, the challenge is to round the *fractional* assortments obtained from this LP. We show that for both the unconstrained case and with cardinality constraints, we can obtain constant provable guarantees by applying appropriate randomized rounding techniques.

### 3.2 Analysis for the Unconstrained Problem with the Multinomial Logit Model

In this section, we focus on the unconstrained version of Problem (1) in which consumers follow the MNL model. Formally, each consumer  $i \in N$  has a public score  $v_{ij} > 0$  for every supplier  $j \in V \cup \{0\}$ , where 0 denotes the outside option. Then, the MNL model for consumer  $i \in N$  corresponds to

$$p_{ij}(S) = \frac{v_{ij}}{v_{i0} + \sum_{\ell \in S} v_{i\ell}} \cdot \mathbf{1}_{\{j \in S \cup \{0\}\}}, \quad S \subseteq V. \tag{11}$$

Note that, without loss of generality, we can assume  $v_{i0} = 1$ . One key aspect of our approach is that we allow consumers to have different scores, whereas Ashlagi et al. (2019) assume  $v_{ij} = v_j$  for all  $i \in N$ . On the other hand, we consider any choice model for suppliers, but they are required to be easy-to-match, i.e.,  $q_{ji}(\{i\}) \geq 1/2$  for any  $j \in V$  and  $i \in N$ . For instance, our results apply for suppliers that follow the Uniform model discussed in Section 1.2 with scores  $u_j \leq 1$  or the MNL model with public scores whose value is at least one. The main result of this section is the following.

**Theorem 2.** *Assume that every supplier is easy-to-match and consumers follow a multinomial logit model with scores  $v_{ij} < 1$ . Then, there exists a polynomial time randomized algorithm for Problem (1) that outputs an assortment family  $S = (S_1, \dots, S_n)$  such that*

$$\mathbb{E}[\mathbf{M}_S] \geq \left( \frac{1 - e^{-1}}{4} \right) \cdot \text{OPT},$$

where the expectation is also with respect to the algorithm's randomization.

Observe that our assumption on the scores  $v_{ij} < 1$  means that consumers are not easy-to-match, i.e.,  $p_{ij}(\{j\}) < 1/2$ . First, let us analyze Problem (10) for the MNL model. Recall the definition of  $\eta_j(S)$  given in (7). For the MNL model, the expected number of hits corresponds to

$$\eta_j(S) = \sum_{i \in N} \frac{v_{ij}}{1 + \sum_{\ell \in S} v_{i\ell}} \cdot \mathbf{1}_{\{j \in S_i\}}, \quad j \in V.$$

For any assortment family  $S = (S_1, \dots, S_n)$ , let  $\hat{x} \in \{0, 1\}^{N \times V}$  be the corresponding indicator vector, i.e.,  $\hat{x}_{ij} = 1$  if  $j \in S_i$  and zero otherwise. Therefore, the expected number of hits for supplier  $j \in V$  can be equivalently expressed as

$$\eta_j(\hat{x}) = \sum_{i \in N} \frac{v_{ij} \hat{x}_{ij}}{1 + \sum_{\ell \in V} v_{i\ell} \hat{x}_{i\ell}}.$$

Therefore, Problem (10) is equivalent to

$$\begin{aligned} \max_{\hat{x}, z} \quad & \sum_{j \in V} r_j z_j \\ \text{s.t.} \quad & z_j \leq 1, \quad \forall j \in V, \\ & z_j \leq \sum_{i \in N} \frac{v_{ij} \hat{x}_{ij}}{1 + \sum_{\ell \in V} v_{i\ell} \hat{x}_{i\ell}}, \quad \forall j \in V, \\ & \hat{x} \in \{0, 1\}^{N \times V}. \end{aligned}$$

Our goal is to obtain a linear relaxation of this problem. To this end, we apply the classical Charnes and Cooper (1962) transformation for fractional programming. For any  $i \in N$ ,  $j \in V$  denote by  $\hat{y}_{ij} = \hat{x}_{ij} / (1 + \sum_{\ell \in V} v_{i\ell} \hat{x}_{i\ell})$  and  $\hat{w}_i = 1 / (1 + \sum_{\ell \in V} v_{i\ell} \hat{x}_{i\ell})$ . Observe that, for any  $i \in N$ , quantities  $v_{ij} \hat{y}_{ij}$  for all  $j \in V$  and  $\hat{w}_i$  satisfy

$$\hat{w}_i + \sum_{j \in V} v_{ij} \hat{y}_{ij} = 1.$$

Also, note that  $0 \leq \hat{y}_{ij} \leq \hat{w}_i$  and  $\hat{x}_{ij} = \hat{y}_{ij} / \hat{w}_i$ . Given this, consider the following LP relaxation:

$$\begin{aligned} \max_{y, w, z} \quad & \sum_{j \in V} r_j z_j \tag{12} \\ \text{s.t.} \quad & z_j \leq 1, \quad \forall j \in V, \\ & z_j \leq \sum_{i \in N} v_{ij} y_{ij}, \quad \forall j \in V, \\ & w_i + \sum_{j \in V} v_{ij} y_{ij} = 1, \quad \forall i \in N, \\ & 0 \leq y_{ij} \leq w_i, \quad \forall i \in N, j \in V. \end{aligned}$$

Denote by  $\text{OPT}_{(12)}$  the optimal value of (12). Let us prove that this LP is indeed a relaxation and an upper bound for our problem.

**Lemma 5.** *Any feasible solution for Problem (1) defines a feasible solution for the LP (12). More importantly,  $\text{OPT} \leq \text{OPT}_{(12)}$ .*

*Proof.* Consider any assortment family  $S = (S_1, \dots, S_n)$  and its indicator vector  $\hat{x} \in \{0, 1\}^{N \times V}$ . Now, let us construct the following points

$$\begin{aligned} \hat{w}_i &= \frac{1}{1 + \sum_{\ell \in V} v_{i\ell} \hat{x}_{i\ell}}, \quad \forall i \in N \\ \hat{y}_{ij} &= \frac{\hat{x}_{ij}}{1 + \sum_{\ell \in V} v_{i\ell} \hat{x}_{i\ell}}, \quad \forall i \in N, j \in V \\ \hat{z}_j &= \min \left\{ 1, \sum_{i \in N} v_{ij} \hat{y}_{ij} \right\}, \quad \forall j \in V. \end{aligned}$$

The first part of the lemma follows by noting that  $(\hat{z}, \hat{y}, \hat{w})$  is feasible for (12). For the second part, we know that (12) corresponds to the relaxation of (10) for the MNL model; therefore, it is an upper bound. Finally, since  $\text{OPT}_{(10)} \leq \text{OPT}_{(12)}$ , then Proposition 1 implies that  $\text{OPT} \leq \text{OPT}_{(12)}$ .  $\square$

The main algorithm of this section works as follows: first, we solve the LP relaxation (12) to obtain an optimal fractional solution  $(y^*, w^*, z^*)$ . Then, for every  $i \in N, j \in V$ , we set  $x_{ij} = y_{ij}^*/w_i^*$ . Finally, for every  $i \in N$ , we construct the random assortment  $S_i$  as follows: independently, for each  $j \in V$ , we include  $j$  in  $S_i$  with probability  $x_{ij}$ . Observe that the resulting random assortment family can be also interpreted as a random binary vector  $\hat{x} \in \{0, 1\}^{N \times V}$  where each coordinate is an independent Bernoulli random variable with parameter  $x_{ij}$ . In the reminder of this section, we refer this procedure as independent randomized rounding. We formally state the main algorithm in Algorithm 2. Note that any random assortment output by this algorithm is a feasible solution for our problem since there are no feasibility constraints.

---

**Algorithm 2** Algorithm for the MNL model

---

**Input:** Set of consumers  $N$ , set of suppliers  $V$ , scores  $[v_{ij}]_{i \in N, j \in V}$  and revenues  $r_1, \dots, r_m \in \mathbb{R}_+$ .

**Output:** Assortment family  $(S_1, \dots, S_n)$ .

- 1: Solve (12) and let  $(y^*, w^*, z^*)$  be its optimal solution. Let  $x_{ij} = y_{ij}^*/w_i^*$  for all  $i \in N, j \in V$ .
  - 2: Obtain  $\hat{x} \in \{0, 1\}^{N \times V}$  by independent randomized rounding from  $x$ , i.e., independently for all  $i \in N, j \in V$  assign  $\hat{x}_{ij} = 1$  with probability  $x_{ij}$  and zero with probability  $1 - x_{ij}$ .
  - 3: Set  $S_i = \{j \in V : \hat{x}_{ij} = 1\}$  for all  $i \in N$ .
- 

First, we prove the following properties of Algorithm 2.

**Proposition 2.** *Assume that  $v_{ij} < 1$  for all  $i \in N, j \in V$  and let  $\hat{x}$  be the random vector output by the independent randomized rounding in Algorithm 2. Then, the random vector  $\hat{y}$  defined as  $\hat{y}_{ij} = \hat{x}_{ij}/(1 + \sum_{\ell \in V} v_{i\ell} \hat{x}_{i\ell})$  for all  $i \in N$  and  $j \in V$  satisfies*

1. For any  $j \in V$  and  $i, i' \in N$  such that  $i \neq i'$ :  $\hat{y}_{ij}$  and  $\hat{y}_{i'j}$  are independent random variables.
2. For any  $i \in N$  and  $j \in V$ ,

$$\mathbb{E}_{\hat{x} \sim x}[\hat{y}_{ij}] \geq \frac{y_{ij}^*}{2},$$

where  $\hat{x} \sim x$  denotes the independent randomized rounding.

*Proof.* We prove both statements separately.

1. Note that each  $\hat{y}_{ij}$  depends only on  $\{\hat{x}_{ij}\}_{j \in V}$ . Thus, independent sampling implies that  $\hat{y}_{ij}$  and  $\hat{y}_{i'j}$  are independent random variables when  $i \neq i'$ .
2. Observe that

$$\begin{aligned} \mathbb{E}_{\hat{x} \sim x}[\hat{y}_{ij}] &= \mathbb{E}_{\hat{x} \sim x} \left[ \frac{\hat{x}_{ij}}{1 + \sum_{\ell \in V} v_{i\ell} \hat{x}_{i\ell}} \right] = \mathbb{E}_{\hat{x} \sim x} \left[ \frac{\hat{x}_{ij}}{1 + \sum_{\ell \in V} v_{i\ell} \hat{x}_{i\ell}} \mid \hat{x}_{ij} = 1 \right] \mathbb{P}(\hat{x}_{ij} = 1) \\ &= \mathbb{E}_{\hat{x} \sim x} \left[ \frac{1}{1 + v_{ij} + \sum_{\ell \neq j} v_{i\ell} \hat{x}_{i\ell}} \right] \cdot \frac{y_{ij}^*}{w_i^*} \\ &\geq \frac{1}{1 + v_{ij} + \mathbb{E}_{\hat{x} \sim x}[\sum_{\ell \neq j} v_{i\ell} \hat{x}_{i\ell}]} \cdot \frac{y_{ij}^*}{w_i^*} = \frac{1}{1 + v_{ij} + \sum_{\ell \neq j} v_{i\ell} \cdot \frac{y_{i\ell}^*}{w_i^*}} \cdot \frac{y_{ij}^*}{w_i^*} \\ &= \frac{y_{ij}^*}{1 + v_{ij}(w_i^* - y_{ij}^*)} \geq \frac{y_{ij}^*}{2}, \end{aligned}$$

where in the third equality we use independence, in the first inequality we use the Jensen's inequality, in the fourth equality we use that  $\mathbb{E}_{\hat{x} \sim x}[\hat{x}_{i\ell}] = y_{i\ell}^*/w_i^*$  and in the last inequality we use that  $v_{ij} < 1$  and  $0 \leq w_i^* - y_{ij}^* \leq w_i^* \leq 1$  (because of the last two constraints in (12)).

□

Now, we are ready to prove the main result of this section.

*Proof of Theorem 2.* Let  $(y^*, w^*, z^*)$  be the optimal solution of (12) and consider the fractional assortment  $x \in [0, 1]^{N \times V}$  defined as  $x_{ij} = y_{ij}^*/w_i^*$  for each  $i \in N, j \in V$ . Let  $\hat{x} \sim x$  be the random vector independently sampled from  $x$  in Algorithm 2 and define  $\hat{y}$  as

$$\hat{y}_{ij} = \frac{\hat{x}_{ij}}{1 + \sum_{\ell \in V} v_{i\ell} \hat{x}_{i\ell}}, \quad i \in N, j \in V.$$

Proposition 2 shows that  $\mathbb{E}_{\hat{x} \sim x}[\hat{y}_{ij}] \geq y_{ij}^*/2$ , thus we have that for any  $j \in V$

$$\mathbb{E}_{\hat{x} \sim x} \left[ \sum_{i \in N} v_{ij} \hat{y}_{ij} \right] \geq \frac{1}{2} \cdot \sum_{i \in N} v_{ij} y_{ij}^* \geq \frac{z_j^*}{2},$$

where the second inequality is due to the second constraint in (12).

For the rest of the proof, we denote by  $\mathbf{M}_{\hat{x}}$  the random revenue obtained by showing the assortment family defined by  $\hat{x}$ . First, by Inequality (9), we know that the objective value  $\mathbb{E}[\mathbf{M}_{\hat{x}}]$  satisfies

$$\mathbb{E}[\mathbf{M}_{\hat{x}}] \geq \frac{1}{2} \cdot \sum_{j \in V} r_j \left[ 1 - \prod_{i \in N} (1 - v_{ij} \hat{y}_{ij}) \right].$$

Therefore, by taking expectation with respect to  $\hat{x} \sim x$ , we obtain

$$\begin{aligned} \mathbb{E}_{\hat{x} \sim x}[\mathbb{E}[\mathbf{M}_{\hat{x}}]] &\geq \frac{1}{2} \cdot \sum_{j \in V} r_j \mathbb{E}_{\hat{x} \sim x} \left[ 1 - \prod_{i \in N} (1 - v_{ij} \hat{y}_{ij}) \right] = \frac{1}{2} \cdot \sum_{j \in V} r_j \left[ 1 - \prod_{i \in N} (1 - \mathbb{E}_{\hat{x} \sim x} [v_{ij} \hat{y}_{ij}]) \right] \\ &\geq \frac{1 - e^{-1}}{2} \cdot \sum_{j \in V} r_j \cdot \min \left\{ 1, \mathbb{E}_{\hat{x} \sim x} \left[ \sum_{i \in N} v_{ij} \hat{y}_{ij} \right] \right\} \geq \frac{1 - e^{-1}}{2} \cdot \sum_{j \in V} r_j \cdot \min \left\{ 1, \frac{z_j^*}{2} \right\} \\ &\geq \frac{1 - e^{-1}}{4} \cdot \sum_{j \in V} r_j z_j^* = \frac{1 - e^{-1}}{4} \cdot \text{OPT}_{(12)} \geq \frac{1 - e^{-1}}{4} \cdot \text{OPT}, \end{aligned}$$

where the first equality is due to Property 1 in Proposition 2, the second inequality is due to Lemma 4, the third inequality was proven above, the fourth inequality is because  $z_j^* \leq 1$ , the next equality is due to the optimality of  $z^*$  and, finally, the last inequality follows from Lemma 5. □

Thanks to Theorem 2, we are able to show Corollary 3 that provides a considerably better factor approximation for the MNL-Uniform model studied in (Ashlagi et al., 2019).

**Corollary 3.** *Algorithm 2 achieves a  $(1 - e^{-1})/4 \approx 0.158$  approximation factor for Problem (1) under the MNL-Uniform model with scores  $v_{ij} < 1$  and  $u_{j0} \leq 1$ .*

*Proof.* Recall the Uniform model  $q_{ji}(S) = |S|/(|S| + u_{j0})$ . When  $u_{j0} \leq 1$ , then  $q_{ji}(\{i\}) = 1/(1 + u_{j0}) \geq 1/2$  so the supplier is easy-to-match. □



Using Corollaries 1 and 3, we obtain the following general result for the MNL-Uniform model.

**Corollary 4.** *Assume that consumers follow the same MNL model, i.e.,  $v_{ij} = v_j$ , suppliers follow the Uniform model with scores  $u_{j0} \leq 1$  for the outside option and  $r_j = 1$  for all  $j \in V$ . Then, there exists a polynomial time randomized algorithm that achieves a  $(1 - e^{-1})/8$ -approximation guarantee for the unconstrained version of Problem (1).*

*Proof.* As in (Ashlagi et al., 2019), we separate suppliers into two subsets  $A = \{j \in V : v_j \geq 1\}$  and  $B = \{j \in V : v_j < 1\}$ . Denote by  $\text{OPT}(n/2, A)$  the optimal values for our problem with  $n/2$  consumers and suppliers in  $A$ ; similarly, define  $\text{OPT}(n/2, B)$ . Suppose there exists an algorithm with a  $\gamma_A$ -approximation factor for the problem with suppliers in  $A$ . On the other hand, suppose that there exists an algorithm with a  $\gamma_B$ -approximation for the problem with  $n/2$  customers and suppliers in  $B$ . Then, Theorem 3.4 in (Ashlagi et al., 2019) shows that there exists an algorithm with a  $\frac{1}{2} \min\{\gamma_A, \gamma_B\}$ -approximation for the original problem. In our case,  $\gamma_A = (1 - e^{-1})/2$  shown in Corollary 1 and  $\gamma_B = (1 - e^{-1})/4$  given by Corollary 3. Therefore, we conclude our  $(1 - e^{-1})/8$ -approximation factor.  $\square$

### 3.3 Analysis for the Multinomial Logit Model under Cardinality Constraints

In this section, we focus on Problem (1) in which consumers follow the MNL model and each assortment must satisfy a cardinality constraint. Formally, given a budget vector  $(K_1, \dots, K_n) \in \mathbb{Z}_+^n$ , we look for an assortment family  $S = (S_1, \dots, S_n)$  such that it maximizes the expected revenue  $\mathbb{E}[\mathbf{M}_S]$  and satisfies  $|S_i| \leq K_i$  for all  $i \in N$ . The following theorem shows the first constant approximation guarantee for this problem.

**Theorem 3.** *Assume that every supplier is easy-to-match and consumers follow a multinomial logit model with scores  $v_{ij} < 1$ . Then, there exists a polynomial time randomized algorithm for Problem (1) under cardinality constraints that outputs an assortment family  $S = (S_1, \dots, S_n)$  such that*

$$\mathbb{E}[\mathbf{M}_S] \geq \left( \frac{1 - e^{-1}}{4} \right) \cdot \text{OPT},$$

where the expectation is also with respect to the algorithm's randomization.

As in the previous section, our approach relies on the following optimization problem:

$$\begin{aligned} \max_{\hat{x}, z} \quad & \sum_{j \in V} r_j z_j \\ \text{s.t.} \quad & z_j \leq 1, & \forall j \in V, \\ & z_j \leq \sum_{i \in N} \frac{v_{ij} \hat{x}_{ij}}{1 + \sum_{\ell \in V} v_{i\ell} \hat{x}_{i\ell}}, & \forall j \in V, \\ & \sum_{j \in V} \hat{x}_{ij} \leq K_i, & \forall i \in N, \\ & \hat{x} \in \{0, 1\}^{N \times V}, \end{aligned}$$

which corresponds to Problem (10) for the MNL model with the addition of the cardinality constraints. We thus obtain the following LP relaxation:

$$\max \sum_{j \in V} r_j z_j \tag{13}$$

$$\begin{aligned}
s.t. \quad z_j &\leq 1, & \forall j \in V, \\
z_j &\leq \sum_{i \in N} v_{ij} y_{ij}, & \forall j \in V, \\
w_i + \sum_{j \in V} v_{ij} y_{ij} &= 1, & \forall i \in N, \\
\sum_{j \in V} y_{ij} &\leq K_i w_i, & \forall i \in N, \\
0 \leq y_{ij} &\leq w_i, & \forall i \in N, j \in V.
\end{aligned}$$

We denote by  $\text{OPT}_{(13)}$  the optimal value of this problem. Let us show that this LP is indeed a relaxation and  $\text{OPT}_{(13)}$  provides an upper bound for our problem.

**Lemma 6.** *Any feasible solution for Problem (1) under cardinality constraints defines a feasible solution for the LP (13). More importantly,  $\text{OPT} \leq \text{OPT}_{(13)}$ .*

*Proof.* Consider any assortment family  $S = (S_1, \dots, S_n)$  such that  $|S_i| \leq K_i$  for all  $i \in N$  and its indicator vector  $\hat{x} \in \{0, 1\}^{N \times V}$ . Now, let us construct the same points  $(\hat{y}, \hat{w}, \hat{z})$  as in Lemma 5. Note that  $\hat{y}_{ij}/\hat{w}_i = \hat{x}_{ij}$ , hence  $|S_i| \leq K_i$  is equivalent to  $\sum_{j \in V} \hat{y}_{ij} \leq K_i \hat{w}_i$ . The first part of the lemma follows by noting that  $(\hat{y}, \hat{w}, \hat{z})$  is feasible for (13). For the second part, we know that (13) corresponds to the relaxation of (10) for the MNL model with cardinality constraints; therefore, it is an upper bound. Finally, since  $\text{OPT}_{(10)} \leq \text{OPT}_{(13)}$ , then Proposition 1 implies that  $\text{OPT} \leq \text{OPT}_{(13)}$ .  $\square$

The main challenge in our problem is to obtain a feasible vector  $\hat{x} \in \{0, 1\}^{N \times V}$ , which satisfies the cardinality constraints, from the fractional assortment defined by the optimal solution of (13). Gandhi et al. (2006) introduced a rounding technique, which henceforth we just called dependent rounding, that exploits the structure of the cardinality constraint satisfied by fractional vectors  $x \in [0, 1]^{N \times V}$ . Roughly speaking, in each iteration the algorithm randomly chooses a direction that leads to at least one face of the fractional polytope defined by the cardinality constraint, i.e., after each iteration at least one component of the fractional vector lies in  $\{0, 1\}$ . In our case, the cardinality constraints do not interact among them, therefore we can separately focus on the constraint for each consumer. Each of these defines a star graph where the central node is consumer  $a$  and the remaining nodes are the suppliers; the weight of each edge corresponds to  $x_{aj}$ . We include a formal description of the algorithm in the Appendix. More importantly, Gandhi et al. (2006) proved that the dependent rounding satisfies the following properties for star graphs (their main result deals with general bipartite graphs).

**Theorem 4** ((Gandhi et al., 2006)). *Fix  $a \in N$ . There exists a polynomial time randomized algorithm that, given a fractional vector  $x_a \in [0, 1]^V$ , runs in  $O(|V|)$  time and returns a random integral vector  $\hat{x}_a \in \{0, 1\}^V$  with the following three properties:*

1. **Marginals.** For all  $j \in V$ ,  $\mathbb{P}(\hat{x}_{aj} = 1) = x_{aj}$ ;
2. **Sum-preservation.** With probability one,  $\sum_{j \in V} \hat{x}_{aj}$  equals either  $\lfloor \sum_{j \in V} x_{aj} \rfloor$  or  $\lceil \sum_{j \in V} x_{aj} \rceil$ ; and
3. **Negative correlation.** For any pair of disjoint sets  $B, C \subseteq V$ ,  $\mathbb{P}(\bigwedge_{j \in B} \hat{x}_{aj} = 0 \mid \bigwedge_{j \in C} \hat{x}_{aj} = 0) \leq \prod_{j \in B} (1 - x_{aj})$  and  $\mathbb{P}(\bigwedge_{j \in B} \hat{x}_{aj} = 1 \mid \bigwedge_{j \in C} \hat{x}_{aj} = 1) \leq \prod_{j \in B} x_{aj}$ .

Note that Property 2 in Theorem 4 ensures that the output  $\hat{x}_a$  satisfies the cardinality constraint with probability one. We can now formally state the main algorithm of this section, Algorithm 3.

Observe that, in Algorithm 3, we separately apply the dependent rounding for each cardinality constraint, this independence being crucial in our analysis. First, we prove the following properties of Algorithm 3.

---

**Algorithm 3** Algorithm for the MNL model under Cardinality Constraints
 

---

**Input:** Set of consumers  $N$ , set of suppliers  $V$ , scores  $[v_{ij}]_{i \in N, j \in V}$ , revenues  $r_1, \dots, r_m \in \mathbb{R}_+$  and budget vector  $(K_1, \dots, K_n) \in \mathbb{Z}_+^n$ .

**Output:** Assortment family  $(S_1, \dots, S_n)$  such that  $|S_i| \leq K_i$  for all  $i \in N$ .

- 1: Solve (13) and let  $(y^*, w^*, z^*)$  be its optimal solution. Let  $x_{ij} = y_{ij}^*/w_i^*$  for all  $i \in N, j \in V$ .
  - 2: Independently for all  $i \in N$ , obtain  $\hat{x}_i \in \{0, 1\}^V$  by doing dependent rounding with input  $x_i \in [0, 1]^V$ .
  - 3: Set  $S_i = \{j \in V : \hat{x}_{ij} = 1\}$  for all  $i \in N$ .
- 

**Proposition 3.** Assume that  $v_{ij} < 1$  for all  $i \in N, j \in V$  and let  $\hat{x}$  be the random vector output by the dependent rounding (applied separately in each constraint) in Algorithm 3. Then, the random vector  $\hat{y}$  defined as  $\hat{y}_{ij} = \hat{x}_{ij}/(1 + \sum_{\ell \in V} v_{i\ell} \hat{x}_{i\ell})$  for all  $i \in N$  and  $j \in V$  satisfies

1. For any  $j \in V$  and  $i, i' \in N$  such that  $i \neq i'$ :  $\hat{y}_{ij}$  and  $\hat{y}_{i'j}$  are independent random variables.
2. For any  $i \in N$  and  $j \in V$ ,

$$\mathbb{E}[\hat{y}_{ij}] \geq \frac{y_{ij}^*}{2},$$

where the expectation is taken over the dependent rounding's randomization.

*Proof.* We prove both statements separately.

1. Since we separately apply the rounding technique in each  $x_i$  to obtain  $\hat{x}_i$ , then  $\hat{y}_{ij}$  and  $\hat{y}_{i'j}$  are independent random variables when  $i \neq i'$ . In other words, we applied the dependent rounding separately in two different star graphs.
2. Observe that

$$\begin{aligned} \mathbb{E}[\hat{y}_{ij}] &= \mathbb{E}\left[\frac{\hat{x}_{ij}}{1 + \sum_{\ell \in V} v_{i\ell} \hat{x}_{i\ell}}\right] = \mathbb{E}\left[\frac{\hat{x}_{ij}}{1 + \sum_{\ell \in V} v_{i\ell} \hat{x}_{i\ell}} \mid \hat{x}_{ij} = 1\right] \mathbb{P}(\hat{x}_{ij} = 1) \\ &= \mathbb{E}\left[\frac{1}{1 + v_{ij} + \sum_{\ell \neq j} v_{i\ell} \hat{x}_{i\ell}} \mid \hat{x}_{ij} = 1\right] \cdot \frac{y_{ij}^*}{w_i^*} \\ &\geq \frac{y_{ij}^*/w_i^*}{1 + v_{ij} + \mathbb{E}[\sum_{\ell \neq j} v_{i\ell} \hat{x}_{i\ell} \mid \hat{x}_{ij} = 1]} = \frac{y_{ij}^*/w_i^*}{1 + v_{ij} + \sum_{\ell \neq j} v_{i\ell} \mathbb{P}(\hat{x}_{i\ell} = 1 \mid \hat{x}_{ij} = 1)} \\ &\geq \frac{y_{ij}^*/w_i^*}{1 + v_{ij} + \sum_{\ell \neq j} v_{i\ell} \mathbb{P}(\hat{x}_{i\ell} = 1)} = \frac{y_{ij}^*/w_i^*}{1 + v_{ij} + \sum_{\ell \neq j} v_{i\ell} \cdot \frac{y_{i\ell}^*}{w_i^*}} \\ &= \frac{y_{ij}^*}{1 + v_{ij}(w_i^* - y_{ij}^*)} \geq \frac{y_{ij}^*}{2}, \end{aligned}$$

where in the third equality we use Property 1 in Theorem 4, in the first inequality we use the Jensen's inequality, in the next inequality we use Property 3 in Theorem 4 (note that  $\ell \neq j$ ) and in the last inequality we use that  $v_{ij} < 1$  and  $0 \leq w_i^* - y_{ij}^* \leq 1$ .

□

Now, we are ready to prove the main result of this section.

*Proof of Theorem 3.* Let  $(y^*, w^*, z^*)$  be the optimal solution of (13) and consider the fractional assortment  $x \in [0, 1]^{N \times V}$  defined as  $x_{ij} = y_{ij}^*/w_i^*$  for each  $i \in N, j \in V$ . Let  $\hat{x}$  be the random vector obtained from  $x$  by applying the dependent rounding technique and define the corresponding  $\hat{y}$ . First, note that Property 2 in Theorem 4 ensures that  $\sum_{j \in V} \hat{x}_{ij} \leq K_i$  with probability one for all  $i \in N$ . On the other hand, Proposition 3 shows that  $\mathbb{E}[\hat{y}_{ij}] \geq y_{ij}^*/2$ , thus we have that for any  $j \in V$

$$\mathbb{E} \left[ \sum_{i \in N} v_{ij} \hat{y}_{ij} \right] \geq \frac{1}{2} \cdot \sum_{i \in N} v_{ij} y_{ij}^* \geq \frac{z_j^*}{2},$$

where the second inequality is due to the second constraint in (13). The rest of the proof is analogous to the proof of Theorem 2 and follows by using Property 1 in Proposition 3 and Lemma 6.  $\square$

Finally, using Corollary 1 and Theorem 3, we obtain the following result.

**Corollary 5.** *Assume that consumers follow the same MNL model, i.e.,  $v_{ij} = v_j$ , suppliers follow the Uniform model with scores  $u_{j0} \leq 1$  for the outside option and  $r_j = 1$  for all  $j \in V$ . Then, there exists a polynomial time randomized algorithm that achieves a  $(1 - e^{-1})/8$ -approximation guarantee for Problem (1) subject to cardinality constraints.*

*Proof.* The proof is analogous to the proof of Corollary 4 and follows by noting that Theorem 3.4 in (Ashlagi et al., 2019) does not rely on the feasibility of the assortments.  $\square$

### 3.4 Heuristics for the MNL-MNL model

In this section, we provide heuristics for Problem (1) when both consumers and suppliers follow a general MNL model. Formally, each consumer follows the model described in (11). On the other hand, each supplier  $j \in V$  has a public score  $u_{ji}$  for each  $i \in N \cup \{0\}$ , where 0 is the outside option. Then, the choice model for supplier  $j \in V$  corresponds to

$$q_{ji}(A) = \frac{u_{ji}}{u_{j0} + \sum_{k \in A} u_{jk}} \cdot \mathbf{1}_{\{i \in A \cup \{0\}\}}, \quad A \subseteq N. \quad (14)$$

Note that, the MNL-Uniform model described in Section 1.2 corresponds to  $u_{ji} = 1$  for all  $j \in V, i \in N$ . The main heuristics discussed in this section rely on the upper bound obtained in the following result.

**Lemma 7.** *For every assortment family  $S = (S_1, \dots, S_n)$ , we have*

$$\mathbb{E}[\mathbf{M}_S] \leq \sum_{j \in V} r_j \cdot \frac{\sum_{i \in N} u_{ji} p_{ij}(S) \mathbf{1}_{\{j \in S_i\}}}{u_{j0} + \sum_{i \in N} u_{ji} p_{ij}(S) \mathbf{1}_{\{j \in S_i\}}}. \quad (15)$$

*Proof.* For each  $j \in V$ , the demand function of the MNL model is  $Q_j(A) = u_{j,A}/(u_{j0} + u_{j,A})$ , where  $u_{j,A} = \sum_{k \in A} u_{jk}$ . Therefore, for any assortment family  $S = (S_1, \dots, S_n)$ , Expression (3) corresponds to

$$\mathbb{E}[\mathbf{M}_S] = \sum_{j \in V} r_j \mathbb{E} [Q_j(A_j^S)] = \sum_{j \in V} r_j \mathbb{E} \left[ \frac{u_{j,A_j^S}}{u_{j0} + u_{j,A_j^S}} \right],$$

where  $A_j^S$  denotes the random set of consumers that selected supplier  $j$  under assortment family  $S$ . Observe that, for each  $j \in V$ , the demand function is concave on  $u_{j,A_j^S}$ . By using Jensen's inequality, we obtain

$$\mathbb{E}[\mathbf{M}_S] \leq \sum_{j \in V} r_j \cdot \frac{\mathbb{E} [u_{j,A_j^S}]}{u_{j0} + \mathbb{E} [u_{j,A_j^S}]}.$$

Finally, the result follows by noting that

$$\mathbb{E} \left[ u_{j,A_j^S} \right] = \sum_{i \in N} u_{ji} \mathbb{E}[\mathbf{1}_{\{i \in A_j^S\}}] = \sum_{i \in N} u_{ji} p_{ij}(S_i) \mathbf{1}_{\{j \in S_i\}}.$$

□

**Observation 1.** *If suppliers follow the Uniform model, i.e.  $u_{ji} = 1$  for all  $i \in N$ ,  $j \in V$ , then Inequality (15) corresponds to*

$$\mathbb{E}[\mathbf{M}_S] \leq \sum_{j \in V} r_j \cdot \frac{\eta_j(S)}{u_{j0} + \eta_j(S)},$$

where  $\eta_j(S) = \sum_{i \in N} p_{ij}(S_i) \mathbf{1}_{\{j \in S_i\}}$ .

In the following, our approach is similar to the one in Sections 3.2 and 3.3. We will construct appropriate relaxations to obtain fractional assortments and then we use the corresponding randomized rounding techniques. The main difference with the previous Algorithms 2 and 3 is the objective function; instead of  $\min\{1, z_j\}$ , we use  $z_j/(z_j + u_{j0})$ . First, let us study the unconstrained setting. Consider the following concave problem:

$$\begin{aligned} \max_{y,w,z} \quad & \sum_{j \in V} r_j \cdot \frac{z_j}{z_j + u_{j0}} & (16) \\ \text{s.t.} \quad & z_j = \sum_{i \in N} u_{ji} v_{ij} y_{ij}, & \forall j \in V, \\ & w_i + \sum_{j \in V} v_{ij} y_{ij} = 1, & \forall i \in N, \\ & 0 \leq y_{ij} \leq w_i, & \forall i \in N, j \in V. \end{aligned}$$

Note that the objective function is coordinate-wise concave, therefore (16) is tractable. Denote by  $\text{OPT}_{(16)}$  the optimal value of (16). Note that any feasible solution for Problem (1) defines a feasible solution for (16). More importantly, Lemma 7 implies that  $\text{OPT} \leq \text{OPT}_{(16)}$ . The main algorithm for the unconstrained case is given in Algorithm 4.

---

**Algorithm 4** Algorithm for the MNL-MNL model

---

**Input:** Set of consumers  $N$ , set of suppliers  $V$ , scores  $[v_{ij}]_{i \in N, j \in V}$ , scores  $[u_{j0}]_{j \in V}$  and revenues  $r_1, \dots, r_m \in \mathbb{R}_+$ .

**Output:** Assortment family  $(S_1, \dots, S_n)$ .

- 1: Solve (16) and let  $(y^*, w^*, z^*)$  be its optimal solution. Let  $x_{ij} = y_{ij}^*/w_i^*$  for all  $i \in N$ ,  $j \in V$ .
  - 2: Obtain  $\hat{x} \in \{0, 1\}^{N \times V}$  by independent randomized rounding from  $x$ , i.e., independently for all  $i \in N$ ,  $j \in V$  assign  $\hat{x}_{ij} = 1$  with probability  $x_{ij}$  and zero with probability  $1 - x_{ij}$ .
  - 3: Set  $S_i = \{j \in V : \hat{x}_{ij} = 1\}$  for all  $i \in N$ .
- 

For the cardinality constrained setting, our heuristic uses the cardinality constrained version of relaxation (16). Formally, consider the following concave problem:

$$\begin{aligned} \max_{y,w,z} \quad & \sum_{j \in V} r_j \cdot \frac{z_j}{z_j + u_{j0}} & (17) \\ \text{s.t.} \quad & z_j = \sum_{i \in N} u_{ji} v_{ij} y_{ij}, & \forall j \in V, \end{aligned}$$

$$\begin{aligned}
w_i + \sum_{j \in V} v_{ij} y_{ij} &= 1, & \forall i \in N, \\
\sum_{j \in V} y_{ij} &\leq K_i w_i, & \forall i \in N, \\
0 \leq y_{ij} &\leq w_i, & \forall i \in N, j \in V.
\end{aligned}$$

Note that any feasible solution for Problem (1) under cardinality constraints defines a feasible solution for (17). More importantly, Lemma 7 implies that  $\text{OPT} \leq \text{OPT}_{(17)}$ . The main procedure is given in Algorithm 5.

---

**Algorithm 5** Algorithm for the MNL-MNL model under Cardinality Constraints

---

**Input:** Set of consumers  $N$ , set of suppliers  $V$ , scores  $[v_{ij}]_{i \in N, j \in V}$ , scores  $[u_{ji}]_{j \in V, i \in N \cup \{0\}}$ , revenues  $r_1, \dots, r_m \in \mathbb{R}_+$  and budget vector  $(K_1, \dots, K_n) \in \mathbb{Z}_+^n$ .

**Output:** Assortment family  $(S_1, \dots, S_n)$  such that  $|S_i| \leq K_i$  for all  $i \in N$ .

- 1: Solve (17) and let  $(y^*, w^*, z^*)$  be its optimal solution. Let  $x_{ij} = y_{ij}^*/w_i^*$  for all  $i \in N, j \in V$ .
  - 2: Independently for all  $i \in N$ , obtain  $\hat{x}_i \in \{0, 1\}^V$  by doing dependent rounding with input  $x_i \in [0, 1]^V$ .
  - 3: Set  $S_i = \{j \in V : \hat{x}_{ij} = 1\}$  for all  $i \in N$ .
- 

To empirically solve (16) and (17), we can easily adapt the conic reformulation given in Appendix B.

### 3.5 Further Challenges: Popular Suppliers and Other Choice Models

In this section, we provide a brief insight on the challenges that our problem poses when dealing with other choice models. First, when consumers are not easy-to-match then the assortment family plays a key role in reducing the congestion of the system. There might exist suppliers (henceforth referred to as *popular* suppliers) that are much more attractive to consumers, which could further affect the result of the matching process. In other words, if we include popular suppliers in the assortment, then most likely the consumers will pick those suppliers. Imagine the case of Airbnb in which one of the rental options looks more attractive than others. If the platform decides to offer this supplier in several assortments (as a recommendation) then multiple customers will submit a request. However, the host can only pick one of those customers, which at the end may decrease the number of matches since customers, while waiting for approval, may lose other options.

Let us give a formal example of popular suppliers. Given a fixed supplier  $\ell \in V$  and a subset of suppliers  $S \subseteq V$ , consider the following system of choice probabilities:

$$p_j(S) = \begin{cases} \frac{m}{2^{(m+1)}} & \text{if } \ell \in S, j = \ell \\ 0 & \text{if } \ell \in S, j \neq \ell \\ \frac{1}{2^{(|S|+1)}} & \text{if } \ell \notin S \end{cases}$$

and  $p_0(S)$  is the corresponding complementary probability. Note that  $\ell$  is a popular supplier, since whenever  $\ell$  is in the assortment, the probability concentrates on that supplier. Moreover, a consumer following this choice model is not easy-to-match since  $p_\ell(\{\ell\}) = \frac{m}{2^{(m+1)}} < 1/2$  and  $p_j(\{j\}) = 1/4$  for all  $j \neq \ell$ . The demand function for this choice model corresponds to

$$P(S) = \sum_{j \in S} p_j(S) = \begin{cases} \frac{m}{2^{(m+1)}} & \text{if } \ell \in S \\ \frac{|S|}{2^{(|S|+1)}} & \text{if } \ell \notin S \end{cases},$$

which is monotone and submodular. For the sake of simplicity, assume that all customers follow this model. Recall the definition of  $\eta_j(S)$  given in (7). Therefore, if we choose an assortment family that includes  $\ell$  in every set, such as  $V^N = (V, \dots, V)$  (i.e., show everything to everyone), then we obtain

$$\eta_j(V^N) = \begin{cases} \frac{nm}{2^{(m+1)}} & \text{if } j = \ell \\ 0 & \text{if } j \neq \ell \end{cases}.$$

Note that the expected number of hits is concentrated on  $\ell$ . On the other hand, the optimal choice for assortment family corresponds to the one that manages to *evenly* distribute values  $\eta_j(S)$ , in this case  $S = (\{\ell\}, V \setminus \{\ell\}, \dots, V \setminus \{\ell\})$  which gives

$$\eta_j(S) = \begin{cases} \frac{m}{2^{(m+1)}} & \text{if } j = \ell \\ \frac{n-1}{2m} & \text{if } j \neq \ell \end{cases}.$$

Note that if  $n = m$ , then the values of  $\eta_j(S)$  are asymptotically the same. The first challenge is to characterize popular suppliers. In the example above, the popular supplier corresponds to the one that keeps a constant probability of being chosen disregarding the assortment size and composition. However, note that it is not hard to construct a choice model in which it may be computationally challenging to recognize if a supplier is popular in this sense. For instance, suppose  $\ell$  is the popular supplier but only keeps being popular until is included along with a certain subset  $\tilde{S}$  of size  $n/2$ . Recall that in a regular choice model, the probability of selecting  $\ell$  can only decrease when the assortment enlarges, Assumption 1. Therefore, finding  $\tilde{S}$  might be computationally hard.

In the previous section, we did not require any characterization of popular suppliers for the MNL model. The optimal solution of the LP *automatically* balances the values of  $\eta_j(S)$ . However, this leads us to the second challenge: what kind of choice models can be described as an LP? If they exist, do the cardinality constraints add more computational complexity to these cases? Essentially, we question the limitations of Problem (10). Regarding the first question, we conjecture that this is possible for Markov chain choice models (Feldman and Topaloglu, 2017), where the system of choice probabilities can be described by the following polytope:

$$\left\{ (y, w) \in \mathbb{R}_+^{2m} : y_j + w_j = \lambda_j + \sum_{\ell \in V} \rho_{\ell,j} w_\ell, \forall j \in V \right\},$$

where  $\{\lambda_j\}_{j \in V}$  and  $\{\rho_{\ell,j}\}_{\ell,j \in V}$  are the parameters of the Markov chain. With respect to the second question, the classic unconstrained assortment optimization problem with one customer that follows the Mixed Multinomial Logit becomes NP-hard to approximate within a reasonable factor when the number of segments in the mixture is not constant (Désir et al., 2020). Similar results are given for the ranking model in (Aouad et al., 2018). In conclusion, popular suppliers and other choice models pose extra challenges for our problem; however, Problem (10) may be a tentative approach for a certain class of choice models as a way to deal with popular suppliers.

## 4 Computational Study

In this section, we empirically evaluate the proposed approximation schemes. The goal is to understand their practical performance for different classes of instances and compare them with the following trivial assortment families: (i) all suppliers appear in the menu of each consumer, denoted by  $V^N$ ; (ii) a randomly generated assortment, denoted by  $R_1$ , where each pair consumer-supplier is included independently with probability 1/2 (for the cardinality constrained problem, we limit the size); and (iii) a randomly generated assortment, denoted by  $R_2$ , where each pair consumer-supplier is included independently with probability 1/2 and whose size is determined by the solution of the main algorithm that is being analyzed.

## 4.1 Instance Design and Implementation

We restrict our attention to MNL models, namely, we consider consumers and suppliers who follow the multinomial logit model. In Table 1, we detail the generation of the public scores; recall from Section 1.2 the notation  $v_{ij}$  for consumer  $i$ 's public scores and, analogously, denote  $u_{ji}$  for supplier  $j$ 's public scores. Overall, we consider the following models:

1. Instances `MNL-MNL` serve the purpose of validating the approach described for easy-to-match consumers of Section 2, Algorithm 1. Concerning the suppliers, we consider them to follow the MNL model with public scores less than 1. To solve the submodular welfare problem, we implement the standard greedy algorithm instead of the continuous version; as mentioned in Section 2, the guarantee in this case worsens to  $1/4$ .
2. Through the remaining instances, inspired by the ones simulated in (Ashlagi et al., 2019) for non-easy-to-match consumers, we analyze the methodologies described in Section 3. In particular, instances `SameMNL-Unif` and `MNL-Unif` allow us to see the effect of having consumers with the same and different scores for the suppliers, respectively, while instances `MNL-Unif-K` highlight the value of Algorithm 3 under cardinality constraints. For the cardinality budget, we consider  $K_i = K$  for all  $i \in N$  with  $K \in \{5, 10, 25\}$ .

For each set of instances, we consider  $m = 100$  suppliers, revenues  $r_j = 1$  for all  $j \in V$  (max-cardinality objective) and 25 random instances for each  $n \in \{50, 75, 100, 125, 150, 200\}$ , where  $n$  is the number of consumers. Since the objective function corresponds to the expected cardinality of the matching, we obtain the empirical average by running 1,000 simulations for each tested assortment family. Also, given that our results are in expectation with respect to the randomization of the rounding techniques, we sample 10 solutions in each instance and we average their expected cardinality objective. Finally, as in (Ashlagi et al., 2019), we consider the relaxation of Problem 4 as upper bound for the true optimal value of our problem. We also provide a second upper bound obtained from the solutions of the concave problems (16) and (17), which is possible since suppliers follow the MNL model; recall the discussion in Section 3.4. Both bounds were computed in practice by considering their conic reformulations; (16) and (17) have no integrality requirements, so the conic formulation is equivalent.

To summarize, for each set of instances, we tested the following:

- For the instances `MNL-MNL`, we tested our main Algorithm 1 (with the standard greedy) and also Algorithm 4, which is the heuristic for the MNL-MNL model discussed in Section 3.4. We also obtain both upper bounds and the three benchmarks:  $V^N$ ,  $R_1$  and  $R_2$ , where the size  $R_2$  is determined by the greedy solution.
- For the instances `SameMNL-Unif` and `MNL-Unif`, we tested our main Algorithm 2 and also Algorithm 4, which is the heuristic described in Section 3.4. We also obtain both upper bounds and the three benchmarks:  $V^N$ ,  $R_1$  and  $R_2$ , where the size  $R_2$  is determined by the rounded solution obtained from Algorithm 2.
- For the instances `MNL-Unif-K`, we tested our main Algorithm 3 and also Algorithm 5. We only compute the upper bound given by Problem (17) and, since we have cardinality constraints, we only consider  $R_1$  as a benchmark.

## 4.2 Discussion of Results

Figure 1 and the associated Table 2 in Appendix C allow us to evaluate Algorithm 1 and Algorithm 4 when consumers are easy-to-match. These results immediately show that our algorithm achieves non-trivial



Table 1: Summary of the instances.

Set of instances	Consumers' scores	Suppliers' scores	$K_i$
MNL-MNL	$v_{i0} = 1, v_{ij}$ $V_{ij} \sim \mathcal{U}(1, 5)$	$u_{j0} = 1, u_{ji}$ $U_{ji} \sim \mathcal{U}(0.01, 1)$	
SameMNL-Unif	$v_{i0} = 1, v_{ij} = \frac{1}{1+z_j}$ $Z_j \sim \text{Exp}(\lambda_v), \lambda_v \in \{1, 10\}$	$u_{j0} = \frac{1}{1+w_j}, u_{ji} = 1$ $W_j \sim \text{Exp}(\lambda_0), \lambda_0 \in \{1, 10\}$	
MNL-Unif	$v_{i0} = 1, v_{ij} = \frac{1}{1+z_{ij}}$ $Z_{ij} \sim \text{Exp}(\lambda_v), \lambda_v \in \{1, 10\}$	$u_{j0} = \frac{1}{1+w_j}, u_{ji} = 1$ $W_j \sim \text{Exp}(\lambda_0), \lambda_0 \in \{1, 10\}$	
MNL-Unif- $K$	MNL-Unif with $\lambda_v = \lambda_0 = 1$		$\{5, 10, 25\}$

assortments as it is able to steadily provide significantly better results than  $V^N$ ,  $R_1$  and  $R_2$ . Moreover, the gap with the upper bound is much lower than the approximation guarantee given by Theorem 1. Observe that this gap is even closer when we consider the upper bound given by Problem (16) and the solution obtained by Algorithm 4. Assortments  $V^N$  and  $R_1$  have almost the same performance, which may suggest that the objective function does not vary much when the assortments are relatively dense. For this type of instances, the sparse assortments given by Algorithm 1 and Algorithm 4 perform much better; recall, for example, that Algorithm 1 outputs assortments of size at most 1. However, not every sparse assortment performs well as shown by the weak performance of  $R_2$ .

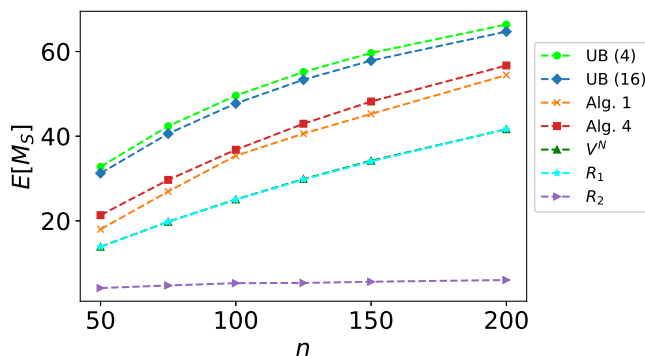


Figure 1: Comparison for MNL-MNL.

Figures 2 and 3, with their associated Tables 3 and 4 in Appendix C, enable the empirical evaluation of Algorithm 2 and Algorithm 4. Here, we observe that when consumers have different choice models, the assortments computed by our method have a smaller gap with respect to the upper bound; for example, see Figures 2 (a) and 3 (a). Additionally, it can be concluded that when consumers are non easy-to-match, showing all suppliers is generally a good strategy. This behavior may be explained by the fact that the objective function does not vary much under dense assortments. Observe in Figures 2 that the performance of Algorithm 2 does not improve after  $n = 100$ . One possible explanation for this behavior is that the optimal solution of (12) is attained when  $z_j^* = 1$  for all  $j \in V$ . Namely, if  $n \geq 100$ , then any sufficiently dense assortment family will satisfy  $z_j \geq 1$  for all  $j \in V$ . This implies that (12) has multiple optimal solutions, but in the experiments, the LP (12) outputs the sparsest one, whose performance does not change with  $n > 100$ . In other words, the objective  $\min\{1, z_j\}$  “saturates fast” as  $z_j$  approaches to 1. On the other hand, Algorithm 4 does not have this behavior. This is because the objective function in Problem (16) is of the form  $z_j/(z_j + q_j)$  which “smoothly” approaches to 1 as  $z_j$  grows, contrasting  $\min\{1, z_j\}$ . Therefore, the smooth objective is able to differentiate between dense and sparse solutions when  $z_j \geq 1$ . We can see a

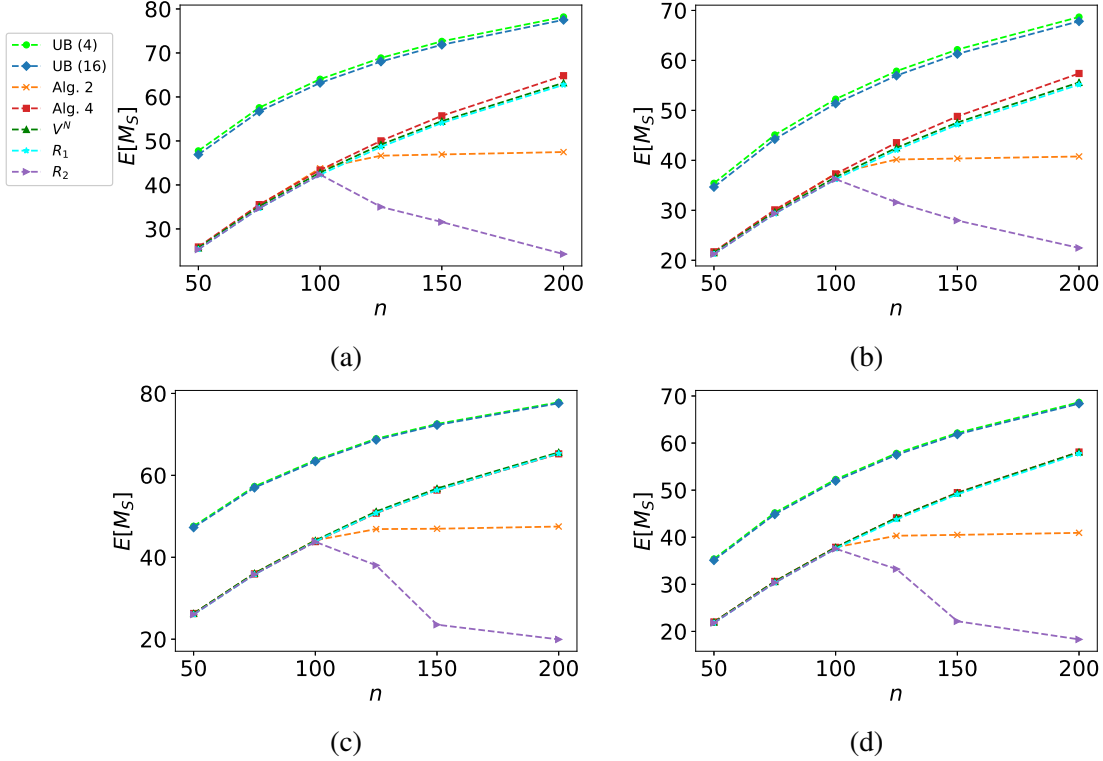


Figure 2: Comparison for SameMNL-Unif. Parameters: (a)  $\lambda_v = \lambda_0 = 1$ ; (b)  $\lambda_v = 1, \lambda_0 = 10$ ; (c)  $\lambda_v = 10, \lambda_0 = 1$ ; (d)  $\lambda_v = \lambda_0 = 10$ .

similar behavior in Figures 3.

Note that the trend of the experiments for SameMNL-Unif and MNL-Unif does not change for different combinations of  $\lambda_v$  and  $\lambda_0$ : as the number of consumers increases,  $V^N$  as well as  $R_1$  are likely to be a good choice. For this reason, we restricted to one combination of values for  $\lambda_v$  and  $\lambda_0$  for the experiments presented in Figure 4 and the associated Table 5 in Appendix C. Contrary to the unconstrained case, a random assortment is not anymore likely to result in a good assortment. Under this case, the value of Algorithms 3 and 5 are highlighted. In these experiments, we can observe the effect of the size of the assortment family. Note that when  $K_i = 5$ , the random solution is significantly worse compared to our algorithm. However, when  $K_i = 25$ , this gap shrinks which may imply that for large cardinality budgets, the structure of the menu is not particularly relevant. This does not imply that the quality with respect to the optimal assortment family is good, but the difference in value among dense assortments is not considerable.

Detailed results of our simulations are presented in Tables 2-5 in Appendix C, where average and standard deviation values for the expected number of matchings are provided.

## 5 Conclusion

This work presented a general framework for the multi-agent assortment optimization problem in sequential matching markets. While the related literature focuses on the MNL-Uniform model, we significantly expanded it to general choice models that satisfy the regularity axiom. Moreover, our approach allows us to consider the maximization of the expected revenue of the matching and the problem subject to cardinality constraints. When consumers are easy-to-match, we provide improved constant guarantees by using techniques from submodular optimization. On the other hand, when consumers follow a MNL model, our

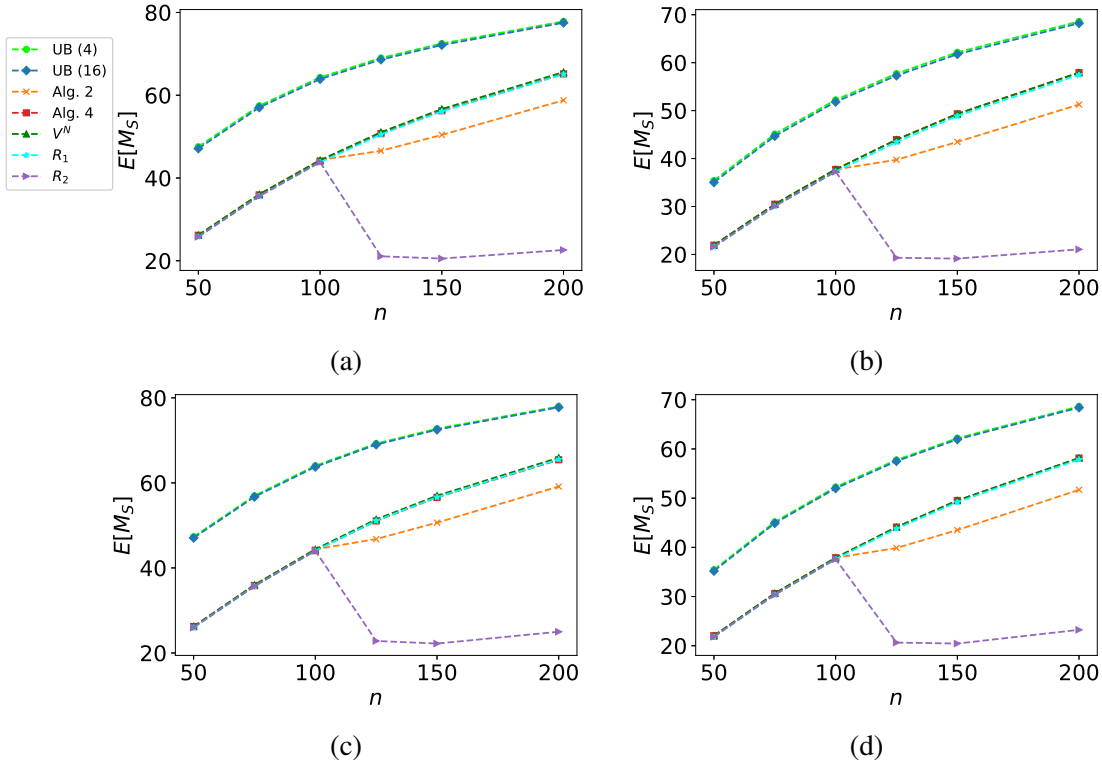


Figure 3: Comparison for MNL-Unif. Parameters: (a)  $\lambda_v = \lambda_0 = 1$ ; (b)  $\lambda_v = 1, \lambda_0 = 10$ ; (c)  $\lambda_v = 10, \lambda_0 = 1$ ; (d)  $\lambda_v = \lambda_0 = 10$ .

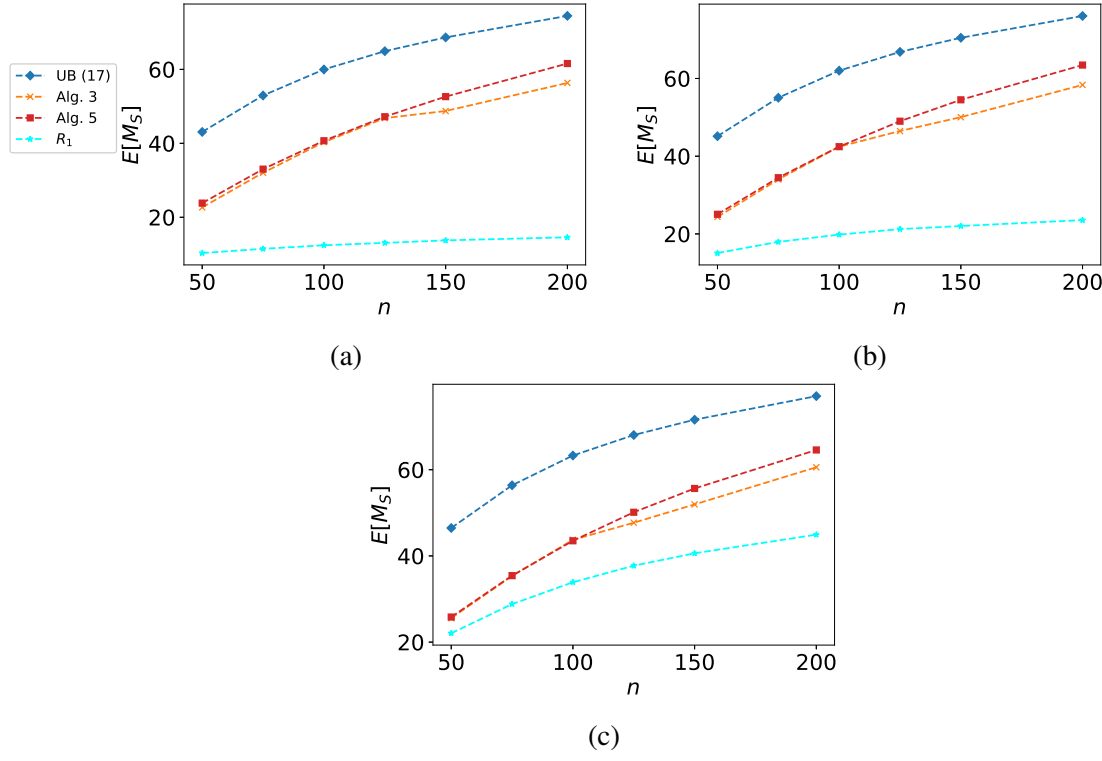


Figure 4: Comparison for MNL-Unif-K. Budgets: (a)  $K_i = 5$ ; (b)  $K_i = 10$ ; (c)  $K_i = 25$ .

approach relies on LP relaxations and appropriate (randomized) rounding techniques.

Several research directions remain to be explored. We believe that a deeper analysis would give an improved guarantee for the problem studied in Section 3.2. The computational study shows that simple assortment families, such as  $V^N$ , perform relatively well. Moreover, we think that the LP relaxation (12) can be used to obtain constant approximation guarantees for a combination of high- and low-value public scores  $v_{ij}$ , namely, when they are not restricted to be less than 1. Another possible research direction is to study other choice models whose system of choice probabilities can be described as linear inequalities. As conjectured in Section 3.5, the Markov chain based model is a tentative option. Finally, we think that it would be interesting and promising from a practical perspective to look at models that allow a second round of matches, namely, remaining unmatched suppliers can be matched.

## Acknowledgements

The second author thanks the support of the Institut de valorisation des données (IVADO) and Fonds de recherche du Québec (FRQ) through the FRQ- IVADO Research Chair and of the Natural Sciences and Engineering Research Council of Canada (NSERC) under the grant 2019-04557.

## References

- Samson Alva and Vikram Manjunath. The impossibility of strategy-proof, pareto efficient, and individually rational rules for fractional matching. *Games and Economic Behavior*, 119: 15 – 29, 2020. ISSN 0899-8256. doi: <https://doi.org/10.1016/j.geb.2019.09.009>. URL <http://www.sciencedirect.com/science/article/pii/S089982561930140X>.
- Ali Aouad, Vivek Farias, Retsef Levi, and Danny Segev. The approximability of assortment optimization under ranking preferences. *Operations Research*, 66(6):1661–1669, 2018.
- Nick Arnosti, Ramesh Johari, and Yash Kanoria. Managing congestion in matching markets. *Available at SSRN 2427960*, 2018.
- Itai Ashlagi, Anilesh Krishnaswamy, Rahul Makhijani, Daniela Saban, and Kirankumar Shiragur. Assortment planning for two-sided sequential matching markets. arXiv, 2019.
- Haris Aziz, Péter Biró, Ronald de Haan, and Baharak Rastegari. Pareto optimal allocation under uncertain preferences: uncertainty models, algorithms, and complexity. *Artificial Intelligence*, 276:57 – 78, 2019a. ISSN 0004-3702. doi: <https://doi.org/10.1016/j.artint.2019.08.002>. URL <http://www.sciencedirect.com/science/article/pii/S0004370219301638>.
- Haris Aziz, Péter Biró, Serge Gaspers, Ronald de Haan, Nicholas Mattei, and Baharak Rastegari. Stable matching with uncertain linear preferences. *Algorithmica*, 82:1410–1433, 2019b.
- George Baltas and Peter Doyle. Random utility models in marketing research: a survey. *Journal of Business Research*, 51(2):115–125, 2001.
- Siddhartha Banerjee, Ramesh Johari, and Carlos Riquelme. Pricing in ride-sharing platforms: A queueing-theoretic approach. In *Proceedings of the Sixteenth ACM Conference on Economics and Computation*, pages 639–639, 2015.
- Gerardo Berbeglia. Discrete choice models based on random walks. *Operations Research Letters*, 44(2): 234–237, 2016.

- Gerardo Berbeglia and Gwenaél Joret. Assortment optimisation under a general discrete choice model: A tight analysis of revenue-ordered assortments. *Algorithmica*, 82(4):681–720, 2020.
- Jose Blanchet, Guillermo Gallego, and Vineet Goyal. A Markov chain approximation to choice modeling. *Operations Research*, 64(4):886–905, 2016.
- Juan José Miranda Bront, Isabel Méndez-Díaz, and Gustavo Vulcano. A column generation algorithm for choice-based network revenue management. *Operations research*, 57(3):769–784, 2009.
- Gruia Calinescu, Chandra Chekuri, Martin Pál, and Jan Vondrák. Maximizing a monotone submodular function subject to a matroid constraint. *SIAM Journal on Computing*, 40(6):1740–1766, 2011.
- Katarína Cechlárová, Ágnes Cseh, and David Manlove. Selected open problems in matching under preferences. *Bulletin of the EATCS*, 128, 2019.
- A. Charnes and W. W. Cooper. Programming with linear fractional functionals. *Naval Research Logistics Quarterly*, 9(3-4):181–186, 1962. doi: <https://doi.org/10.1002/nav.3800090303>.
- Chandra Chekuri, Jan Vondrák, and Rico Zenklusen. Dependent randomized rounding via exchange properties of combinatorial structures. In *2010 IEEE 51st Annual Symposium on Foundations of Computer Science*, pages 575–584. IEEE, 2010.
- James Davis, Guillermo Gallego, and Huseyin Topaloglu. Assortment planning under the multinomial logit model with totally unimodular constraint structures. *Work in Progress*, 2013.
- James M Davis, Guillermo Gallego, and Huseyin Topaloglu. Assortment optimization under variants of the nested logit model. *Operations Research*, 62(2):250–273, 2014.
- Carmel DeAmicis. Airbnb now factors in host preferences. <https://www.vox.com/2015/4/15/11561490/airbnb-2015>.
- Antoine Désir, Vineet Goyal, Danny Segev, and Chun Ye. Capacity constrained assortment optimization under the Markov chain based choice model. *Operations Research, Forthcoming*, 2015.
- Antoine Désir, Vineet Goyal, Srikanth Jagabathula, and Danny Segev. Assortment optimization under the mallows model. In *Advances in Neural Information Processing Systems*, pages 4700–4708, 2016.
- Antoine Désir, Vineet Goyal, and Jiawei Zhang. Capacitated assortment optimization: Hardness and approximation. *Available at SSRN 2543309*, 2020.
- Nestor Duch-Brown. The competitive landscape of online platforms. Technical report, JRC Digital Economy Working Paper, 2017.
- Uriel Feige, Vahab S. Mirrokni, and Jan Vondrák. Maximizing non-monotone submodular functions. *SIAM Journal on Computing*, 40(4):1133–1153, 2011.
- Jacob B Feldman and Huseyin Topaloglu. Revenue management under the markov chain choice model. *Operations Research*, 65(5):1322–1342, 2017.
- Lapo Filistrucchi, Damien Geradin, Eric Van Damme, and Pauline Affeldt. Market definition in two-sided markets: Theory and practice. *Journal of Competition Law & Economics*, 10(2):293–339, 2014.
- Marshall L. Fisher, George L. Nemhauser, and Laurence A. Wolsey. An analysis of approximations for maximizing submodular set functions–II. In *Polyhedral combinatorics*, pages 73–87. Springer, 1978.

- Andrey Fradkin. Search frictions and the design of online marketplaces. Technical report, Working Paper, MIT, 2015.
- Rajiv Gandhi, Samir Khuller, Srinivasan Parthasarathy, and Aravind Srinivasan. Dependent rounding and its applications to approximation algorithms. *Journal of the ACM*, 53(3):324–360, May 2006.
- H Halaburda, MJ Piskorski, and P Yildirim. Competing by restricting choice: the case of search platforms. *Management Science (forthcoming)*, 2016.
- Gunter J Hitsch, Ali Hortaçsu, and Dan Ariely. Matching and sorting in online dating. *American Economic Review*, 100(1):130–63, 2010.
- John J Horton. Online labor markets. In *International workshop on internet and network economics*, pages 515–522. Springer, 2010.
- John J Horton. The effects of algorithmic labor market recommendations: Evidence from a field experiment. *Journal of Labor Economics*, 35(2):345–385, 2017.
- Srikanth Jagabathula and Gustavo Vulcano. A partial-order-based model to estimate individual preferences using panel data. *Management Science*, 64(4):1609–1628, 2018.
- Yash Kanoria, Daniela Saban, et al. Facilitating the search for partners on matching platforms: Restricting agent actions. In *EC*, page 117, 2017.
- Mohammad Reza Karimi, Mario Lucic, Hamed Hassani, and Andreas Krause. Stochastic submodular maximization: The case of coverage functions. In *Proceedings of the 31st International Conference on Neural Information Processing Systems, NIPS’17*, page 6856–6866, Red Hook, NY, USA, 2017. Curran Associates Inc. ISBN 9781510860964.
- A Gürhan Kök, Marshall L Fisher, and Ramnath Vaidyanathan. Assortment planning: Review of literature and industry practice. In *Retail supply chain management*, pages 99–153. Springer, 2008.
- Benny Lehmann, Daniel Lehmann, and Noam Nisan. Combinatorial auctions with decreasing marginal utilities. *Games and Economic Behavior*, 55(2):270 – 296, 2006. Mini Special Issue: Electronic Market Design.
- R Duncan Luce. *Individual choice behavior: A theoretical analysis*. Courier Corporation, 2012.
- Robert Duncan Luce, Patrick Suppes, et al. *Preference, utility, and subjective probability*. Wiley New York, 1965.
- Colin L Mallows. Non-null ranking models. i. *Biometrika*, 44(1/2):114–130, 1957.
- David F Manlove. *Algorithmics of Matching Under Preferences*. WORLD SCIENTIFIC, 2013. doi: 10.1142/8591. URL <https://www.worldscientific.com/doi/abs/10.1142/8591>.
- Philip Marx and James Schummer. Revenue from matching platforms. Technical report, Working Paper, 2019.
- Daniel McFadden. Conditional logit analysis of qualitative choice behavior. *Frontiers in econometrics*, pages 105–142, 1974.
- Thomas Brendan Murphy and Donal Martin. Mixtures of distance-based models for ranking data. *Computational statistics & data analysis*, 41(3-4):645–655, 2003.

- Nagy B. Osztoivits A., Koszegi A. and Damjanovics B. Sharing or paring? growth of the sharing economy, 2014.
- Baharak Rastegari, Anne Condon, Nicole Immorlica, and Kevin Leyton-Brown. Two-sided matching with partial information. In *Proceedings of the Fourteenth ACM Conference on Electronic Commerce, EC '13*, page 733–750, New York, NY, USA, 2013. Association for Computing Machinery. ISBN 9781450319621. doi: 10.1145/2492002.2482607. URL <https://doi.org/10.1145/2492002.2482607>.
- Jean-Charles Rochet and Jean Tirole. Platform competition in two-sided markets. *Journal of the European Economic Association*, 1(4):990–1029, 2003.
- Paat Rusmevichientong, Zuo-Jun Max Shen, and David B Shmoys. Dynamic assortment optimization with a multinomial logit choice model and capacity constraint. *Operations research*, 58(6):1666–1680, 2010.
- Paat Rusmevichientong, David Shmoys, Chaoxu Tong, and Huseyin Topaloglu. Assortment optimization under the multinomial logit model with random choice parameters. *Production and Operations Management*, 23(11):2023–2039, 2014.
- Marc Rysman. The economics of two-sided markets. *Journal of economic perspectives*, 23(3):125–43, 2009.
- Garrett van Ryzin and Siddharth Mahajan. On the relationship between inventory costs and variety benefits in retail assortments. *Management Science*, 45(11):1496–1509, 1999.
- Lanfei Shi and Kunpeng Zhang. Your preference or mine? a randomized field experiment on recommender systems in two-sided matching markets. In *International Conference on Information Systems*, 2019.
- Louis L Thurstone. A law of comparative judgment. *Psychological review*, 34(4):273, 1927.
- Kun Tu, Bruno Ribeiro, David Jensen, Don Towsley, Benyuan Liu, Hua Jiang, and Xiaodong Wang. Online dating recommendations: matching markets and learning preferences. In *Proceedings of the 23rd international conference on world wide web*, pages 787–792, 2014.
- Jan Vondrák. Optimal approximation for the submodular welfare problem in the value oracle model. In *Proceedings of the 40th Annual ACM Symposium on the Theory of Computing (STOC)*, pages 67–74, 2008.
- Ryan Webb. The (neural) dynamics of stochastic choice. *Management Science*, 65(1):230–255, 2019.

## A Randomized Pipage Rounding

In the following, we describe the dependent-rounding approach introduced in (Gandhi et al., 2006). Let  $x_a \in [0, 1]^V$  be the fractional vector that we want to round and  $\hat{x}_a \in \{0, 1\}^V$  be the final output. Denote by  $\tilde{x}_a \in [0, 1]^V$  the current version of the rounded vector, where  $\tilde{x}_a$  is initially  $x_a$ . The random choices in each step of the algorithm are independent of all choices made in the past. If  $\tilde{x}_{a,j} \in \{0, 1\}$ , we are done, so let us assume there exists at least one component of  $\tilde{x}_a$  that is fractional, say  $\tilde{x}_{a,1} \in (0, 1)$ . Then, we have two cases:

1.  $\tilde{x}_{a,1}$  is the only fractional component. In that case, we round  $\tilde{x}_{a,1}$  to 1 with probability  $\tilde{x}_{a,1}$  and to 0 with probability  $1 - \tilde{x}_{a,1}$ . Note that  $\mathbb{E}[\hat{x}_{a,1}] = \tilde{x}_{a,1}$ .

2. There are at least two components with fractional values, say  $\tilde{x}_{a,1}$  and  $\tilde{x}_{a,2}$ . Let  $\epsilon$  and  $\delta$  be such that: (i)  $\tilde{x}_{a,1} + \epsilon$  and  $\tilde{x}_{a,2} - \epsilon$  lie in  $[0, 1]$  with at least one of them lying in  $\{0, 1\}$ ; and (ii)  $\tilde{x}_{a,1} - \delta$  and  $\tilde{x}_{a,2} + \delta$  lie in  $[0, 1]$  with at least one of them lying in  $\{0, 1\}$ . Observe that such  $\epsilon > 0$  and  $\delta > 0$  exist. The update  $\tilde{x}_{a,1}$  and  $\tilde{x}_{a,2}$  is as follows: with probability  $\delta/(\epsilon + \delta)$  set  $(\tilde{x}_{a,1}, \tilde{x}_{a,2}) \leftarrow (\tilde{x}_{a,1} + \epsilon, \tilde{x}_{a,2} - \epsilon)$  and with the complementary probability  $\epsilon/(\delta + \epsilon)$  set  $(\tilde{x}_{a,1}, \tilde{x}_{a,2}) \leftarrow (\tilde{x}_{a,1} - \delta, \tilde{x}_{a,2} + \delta)$ .

The algorithm continues until all components lie in  $\{0, 1\}$ . Since each step of the algorithm rounds at least one additional component, then we need at most  $|V|$  iterations. Note that the order in which entries are chosen in case 2. above (whenever there are more than 2 fractional components) does not affect the properties given in Theorem 4.

## B Conic Reformulation for the Computational Study

Recall that in instances `SameMNL-Unif` and `MNL-Unif` we consider suppliers with a Uniform choice model, whose demand function is  $Q_j(A) = |A|/(|A| + u_{j0})$ . For this case, Problem (4) corresponds to

$$\begin{aligned} \max_x \quad & \sum_{j \in V} \frac{x_j}{x_j + u_{j0}} \\ \text{s.t.} \quad & \sum_{j \in V} x_j = n, \\ & x_j \in \mathbb{Z}_+, \forall j \in V. \end{aligned}$$

This problem is an integer concave program. Nevertheless, we cannot give it to CVXPY<sup>1</sup> because the objective is not in disciplined convex programming (dcp). In what follows, we see how to write the problem in dcp. First, make  $y_j = x_j + u_{j0}$ . Note that  $\frac{x_j}{x_j + u_{j0}} = \frac{y_j - u_{j0}}{y_j} = 1 - \frac{u_{j0}}{y_j}$ . Second, we write  $-\frac{u_{j0}}{y_j}$  as a rotated second order cone. To this end, make  $t_j \leq -\frac{u_{j0}}{y_j}$ . Then, we maximize  $\sum_{j \in V} 1 + t_j$  subject to  $t_j \leq -\frac{u_{j0}}{y_j}, y_j = x_j + u_{j0}, \sum_{j \in V} x_j = m, x_j \in \mathbb{Z}_+$ .

Take the inequality above:  $t_j \leq -\frac{u_{j0}}{y_j} \Leftrightarrow -y_j t_j \geq u_{j0} \Leftrightarrow (-t_j, y_j, \sqrt{\frac{u_{j0}}{2}}) \in \mathcal{Q}_r^2$ , where  $\mathcal{Q}_r^2$  is the rotated second order cone. Third, we get the following integer conic program:

$$\begin{aligned} \max_x \quad & \sum_{j \in V} 1 + t_j \\ \text{s.t.} \quad & \sum_{j \in V} x_j = n, \\ & x_j \in \mathbb{Z}_+, \forall j \in V. \\ & (-t_j, x_j + u_{j0}, \sqrt{\frac{u_{j0}}{2}}) \in \mathcal{Q}_r^2. \end{aligned}$$

Forth, since CVXPY does not have implemented the rotated quadratic cone, we use the following hack:

$$(-t_j, x_j + u_{j0}, \sqrt{\frac{u_{j0}}{2}}) \in \mathcal{Q}_r^2 \Leftrightarrow \frac{\sqrt{u_{j0}^2}}{x_j + u_{j0}} \leq -t_j \Leftrightarrow \text{cvxpy.quad\_over\_lin}(\sqrt{u_{j0}}, x_j + u_{j0}) \leq -t_j.$$

We take an analogous approach when suppliers follow the MNL model in instances `MNL-MNL`.

---

<sup>1</sup><https://www.cvxpy.org>



## C Detailed Experiment Results

In Tables 2-5, we present the average and standard deviation values for the expected number of matchings obtained for each set of instances. The columns “Avg UB” display the average value of the conic relaxation for Problem (4) which is detailed in Appendix B.

Table 2: Summary of results.

MNL-MNL instances							
$n$	Avg UB (4)	Avg UB (16)	Avg Algorithm 1	Avg Algorithm 4	Avg $V^N$	Avg $R_1$	Avg $R_2$
50	32.77	31.25	18.00 $\pm$ 3.39	21.34 $\pm$ 3.26	13.88 $\pm$ 2.97	13.85 $\pm$ 2.98	4.12 $\pm$ 0.97
75	42.37	40.60	26.94 $\pm$ 4.15	29.67 $\pm$ 3.77	19.78 $\pm$ 3.51	19.75 $\pm$ 3.48	4.73 $\pm$ 0.99
100	49.59	47.73	35.38 $\pm$ 4.76	36.80 $\pm$ 4.10	25.05 $\pm$ 3.83	24.97 $\pm$ 3.83	5.28 $\pm$ 1.04
125	55.18	53.34	40.61 $\pm$ 4.85	42.94 $\pm$ 4.30	29.87 $\pm$ 4.08	29.77 $\pm$ 4.09	5.33 $\pm$ 0.98
150	59.65	57.85	45.25 $\pm$ 4.89	48.19 $\pm$ 4.42	34.19 $\pm$ 4.29	34.02 $\pm$ 4.30	5.61 $\pm$ 1.00
200	66.39	64.71	54.44 $\pm$ 4.97	56.70 $\pm$ 4.53	41.64 $\pm$ 4.53	41.64 $\pm$ 4.53	6.02 $\pm$ 1.01

Table 3: Summary of results.

SameMNL-Unif instances									
$n$	$\lambda_v$	$\lambda_0$	Avg UB (16)	Avg UB (4)	Avg Algorithm 2	Avg Algorithm 4	Avg $V^N$	Avg $R_1$	Avg $R_2$
50	1	1	46.90	47.75	25.67 $\pm$ 3.14	25.90 $\pm$ 3.15	25.67 $\pm$ 3.12	25.36 $\pm$ 3.12	25.33 $\pm$ 3.14
	1	10	34.66	35.41	21.53 $\pm$ 3.17	21.70 $\pm$ 3.20	21.51 $\pm$ 3.18	21.23 $\pm$ 3.16	21.23 $\pm$ 3.17
	10	1	47.27	47.58	26.26 $\pm$ 3.16	26.27 $\pm$ 3.16	26.28 $\pm$ 3.14	26.02 $\pm$ 3.16	26.04 $\pm$ 3.16
	10	10	35.11	35.39	22.00 $\pm$ 3.21	22.00 $\pm$ 3.21	21.98 $\pm$ 3.21	21.78 $\pm$ 3.21	21.79 $\pm$ 3.20
75	1	1	56.72	57.56	35.34 $\pm$ 3.61	35.53 $\pm$ 3.66	35.11 $\pm$ 3.60	34.68 $\pm$ 3.61	34.69 $\pm$ 3.61
	1	10	44.24	45.09	29.85 $\pm$ 3.66	30.09 $\pm$ 3.71	29.66 $\pm$ 3.64	29.31 $\pm$ 3.62	29.35 $\pm$ 3.65
	10	1	56.98	57.29	36.09 $\pm$ 3.64	35.91 $\pm$ 3.65	36.09 $\pm$ 3.66	35.79 $\pm$ 3.63	35.81 $\pm$ 3.64
	10	10	44.87	45.19	30.59 $\pm$ 3.71	30.61 $\pm$ 3.70	30.59 $\pm$ 3.68	30.33 $\pm$ 3.69	30.33 $\pm$ 3.70
100	1	1	63.20	64.04	43.78 $\pm$ 3.94	43.39 $\pm$ 3.96	42.82 $\pm$ 3.93	42.33 $\pm$ 3.90	42.35 $\pm$ 3.90
	1	10	51.37	52.25	37.37 $\pm$ 4.02	37.28 $\pm$ 4.02	36.65 $\pm$ 3.96	36.20 $\pm$ 3.99	36.23 $\pm$ 3.97
	10	1	63.40	63.70	44.14 $\pm$ 3.95	43.82 $\pm$ 3.96	44.09 $\pm$ 3.94	43.85 $\pm$ 3.93	43.77 $\pm$ 3.95
	10	10	51.96	52.28	37.86 $\pm$ 4.03	37.86 $\pm$ 4.03	37.83 $\pm$ 4.07	37.58 $\pm$ 4.01	37.56 $\pm$ 4.02
125	1	1	68.05	68.87	46.65 $\pm$ 4.15	50.02 $\pm$ 4.13	49.17 $\pm$ 4.04	48.64 $\pm$ 4.06	35.01 $\pm$ 3.13
	1	10	56.96	57.85	40.17 $\pm$ 4.21	43.53 $\pm$ 4.23	42.50 $\pm$ 4.12	42.07 $\pm$ 4.16	31.59 $\pm$ 3.31
	10	1	68.66	68.94	46.88 $\pm$ 4.13	50.76 $\pm$ 4.13	51.17 $\pm$ 4.12	50.80 $\pm$ 4.12	38.03 $\pm$ 3.32
	10	10	57.50	57.82	40.32 $\pm$ 4.20	44.12 $\pm$ 4.24	44.13 $\pm$ 4.22	43.77 $\pm$ 4.21	33.24 $\pm$ 3.41
150	1	1	71.86	72.64	46.93 $\pm$ 4.29	55.71 $\pm$ 4.23	54.49 $\pm$ 4.16	54.08 $\pm$ 4.18	31.57 $\pm$ 2.71
	1	10	61.29	62.16	40.36 $\pm$ 4.32	48.79 $\pm$ 4.37	47.56 $\pm$ 4.31	47.13 $\pm$ 4.30	27.96 $\pm$ 2.81
	10	1	72.28	72.55	46.96 $\pm$ 4.32	56.40 $\pm$ 4.23	56.79 $\pm$ 4.22	56.39 $\pm$ 4.18	23.54 $\pm$ 2.02
	10	10	61.85	62.15	40.50 $\pm$ 4.35	49.47 $\pm$ 4.36	49.39 $\pm$ 4.36	49.11 $\pm$ 4.35	22.15 $\pm$ 2.21
200	1	1	77.52	78.19	47.48 $\pm$ 4.47	64.83 $\pm$ 4.27	63.21 $\pm$ 4.20	62.75 $\pm$ 4.18	24.28 $\pm$ 1.98
	1	10	67.83	68.68	40.77 $\pm$ 4.48	57.38 $\pm$ 4.46	55.59 $\pm$ 4.39	55.16 $\pm$ 4.39	22.47 $\pm$ 2.13
	10	1	77.59	77.83	47.50 $\pm$ 4.50	65.25 $\pm$ 4.25	65.62 $\pm$ 4.19	65.33 $\pm$ 4.21	19.95 $\pm$ 1.69
	10	10	68.38	68.66	40.93 $\pm$ 4.49	58.10 $\pm$ 4.46	58.10 $\pm$ 4.45	57.74 $\pm$ 4.42	18.30 $\pm$ 1.79

Table 4: Summary of results.

MNL-Unif instances									
$n$	$\lambda_v$	$\lambda_0$	Avg UB (16)	Avg UB (4)	Avg Algorithm 2	Avg Algorithm 4	Avg $V^N$	Avg $R_1$	Avg $R_2$
50	1	1	47.12	47.55	26.15 $\pm$ 3.16	26.16 $\pm$ 3.16	26.19 $\pm$ 3.15	25.80 $\pm$ 3.16	25.79 $\pm$ 3.16
	1	10	35.03	35.42	21.94 $\pm$ 3.21	21.92 $\pm$ 3.21	21.91 $\pm$ 3.21	21.59 $\pm$ 3.21	21.60 $\pm$ 3.20
	10	1	47.06	47.33	26.21 $\pm$ 3.16	26.22 $\pm$ 3.15	26.21 $\pm$ 3.18	25.96 $\pm$ 3.15	25.98 $\pm$ 3.16
	10	10	35.19	35.45	22.04 $\pm$ 3.20	22.04 $\pm$ 3.21	22.01 $\pm$ 3.22	21.81 $\pm$ 3.20	21.84 $\pm$ 3.21
75	1	1	57.03	57.45	36.06 $\pm$ 3.64	35.88 $\pm$ 3.65	36.05 $\pm$ 3.61	35.61 $\pm$ 3.63	35.60 $\pm$ 3.65
	1	10	44.68	45.11	30.46 $\pm$ 3.71	30.47 $\pm$ 3.71	30.43 $\pm$ 3.73	30.06 $\pm$ 3.69	30.06 $\pm$ 3.72
	10	1	56.71	56.98	36.01 $\pm$ 3.65	35.83 $\pm$ 3.66	36.02 $\pm$ 3.65	35.70 $\pm$ 3.68	35.71 $\pm$ 3.64
	10	10	44.90	45.17	30.61 $\pm$ 3.70	30.62 $\pm$ 3.70	30.65 $\pm$ 3.71	30.35 $\pm$ 3.69	30.37 $\pm$ 3.70
100	1	1	63.89	64.30	44.33 $\pm$ 3.95	44.04 $\pm$ 3.95	44.31 $\pm$ 3.93	43.81 $\pm$ 3.96	43.83 $\pm$ 3.95
	1	10	51.82	52.24	37.73 $\pm$ 4.03	37.73 $\pm$ 4.03	37.74 $\pm$ 4.06	37.28 $\pm$ 4.03	37.27 $\pm$ 4.02
	10	1	63.77	64.03	44.37 $\pm$ 3.94	44.07 $\pm$ 3.95	44.37 $\pm$ 3.93	44.03 $\pm$ 3.94	44.03 $\pm$ 3.94
	10	10	51.98	52.26	37.88 $\pm$ 4.04	37.88 $\pm$ 4.03	37.87 $\pm$ 4.05	37.62 $\pm$ 4.04	37.60 $\pm$ 4.02
125	1	1	68.61	69.00	46.58 $\pm$ 4.20	50.71 $\pm$ 4.13	51.07 $\pm$ 4.13	50.53 $\pm$ 4.13	21.08 $\pm$ 2.13
	1	10	57.29	57.71	39.74 $\pm$ 4.27	43.94 $\pm$ 4.23	43.93 $\pm$ 4.23	43.44 $\pm$ 4.26	19.30 $\pm$ 2.27
	10	1	69.00	69.25	46.80 $\pm$ 4.18	51.05 $\pm$ 4.14	51.43 $\pm$ 4.08	51.10 $\pm$ 4.13	22.82 $\pm$ 2.20
	10	10	57.50	57.76	39.87 $\pm$ 4.25	44.12 $\pm$ 4.24	44.10 $\pm$ 4.22	43.79 $\pm$ 4.26	20.65 $\pm$ 2.33
150	1	1	72.12	72.49	50.41 $\pm$ 4.30	56.25 $\pm$ 4.23	56.67 $\pm$ 4.21	56.10 $\pm$ 4.21	20.53 $\pm$ 2.01
	1	10	61.76	62.16	43.47 $\pm$ 4.37	49.34 $\pm$ 4.38	49.29 $\pm$ 4.37	48.87 $\pm$ 4.35	19.13 $\pm$ 2.13
	10	1	72.51	72.75	50.65 $\pm$ 4.28	56.59 $\pm$ 4.22	56.99 $\pm$ 4.23	56.63 $\pm$ 4.20	22.21 $\pm$ 2.06
	10	10	61.93	62.18	43.52 $\pm$ 4.37	49.53 $\pm$ 4.36	49.50 $\pm$ 4.36	49.20 $\pm$ 4.37	20.45 $\pm$ 2.19
200	1	1	77.51	77.84	58.78 $\pm$ 4.34	65.15 $\pm$ 4.24	65.60 $\pm$ 4.20	65.09 $\pm$ 4.22	22.61 $\pm$ 1.98
	1	10	68.22	68.59	51.27 $\pm$ 4.49	57.94 $\pm$ 4.46	57.91 $\pm$ 4.48	57.46 $\pm$ 4.48	21.06 $\pm$ 2.11
	10	1	77.77	77.98	59.15 $\pm$ 4.32	65.44 $\pm$ 4.24	65.93 $\pm$ 4.23	65.52 $\pm$ 4.24	24.99 $\pm$ 2.07
	10	10	68.40	68.63	51.69 $\pm$ 4.48	58.14 $\pm$ 4.45	58.15 $\pm$ 4.44	57.85 $\pm$ 4.46	23.24 $\pm$ 2.21

Table 5: Summary of results.

MNL-Unif- $K$ instances					
$n$	$K_i$	Avg UB (17)	Avg Algorithm 3	Avg Algorithm 5	Avg $R_1$
50	5	43.08	22.67 $\pm$ 3.17	23.83 $\pm$ 3.26	10.32 $\pm$ 1.67
75	5	52.94	32.04 $\pm$ 3.67	33.02 $\pm$ 3.75	11.47 $\pm$ 1.56
100	5	59.98	40.33 $\pm$ 4.00	40.70 $\pm$ 4.07	12.43 $\pm$ 1.54
125	5	64.92	46.82 $\pm$ 4.24	47.20 $\pm$ 4.25	13.07 $\pm$ 1.47
150	5	68.65	48.74 $\pm$ 4.36	52.63 $\pm$ 4.36	13.75 $\pm$ 1.50
200	5	74.47	56.33 $\pm$ 4.41	61.58 $\pm$ 4.39	14.58 $\pm$ 1.46
50	10	45.14	24.37 $\pm$ 3.18	25.05 $\pm$ 3.19	15.07 $\pm$ 2.17
75	10	55.04	34.01 $\pm$ 3.65	34.47 $\pm$ 3.70	17.95 $\pm$ 2.14
100	10	62.01	42.45 $\pm$ 3.97	42.45 $\pm$ 4.00	19.82 $\pm$ 2.05
125	10	66.84	46.48 $\pm$ 4.20	49.00 $\pm$ 4.19	21.24 $\pm$ 2.01
150	10	70.47	50.05 $\pm$ 4.31	54.51 $\pm$ 4.28	22.03 $\pm$ 1.96
200	10	76.08	58.33 $\pm$ 4.35	63.45 $\pm$ 4.32	23.56 $\pm$ 1.89
50	25	46.48	25.57 $\pm$ 3.16	25.82 $\pm$ 3.16	22.06 $\pm$ 2.87
75	25	56.39	35.34 $\pm$ 3.65	35.43 $\pm$ 3.67	28.81 $\pm$ 3.15
100	25	63.29	43.73 $\pm$ 3.96	43.51 $\pm$ 3.98	33.89 $\pm$ 3.20
125	25	68.05	47.70 $\pm$ 4.16	50.13 $\pm$ 4.16	37.73 $\pm$ 3.23
150	25	71.60	51.95 $\pm$ 4.25	55.65 $\pm$ 4.26	40.61 $\pm$ 3.21
200	25	77.07	60.57 $\pm$ 4.27	64.58 $\pm$ 4.28	44.93 $\pm$ 3.08