

A Multi-Task Comparator Framework for Kinship Verification

Stefan Hörmann, Martin Knoche, Gerhard Rigoll

Chair of Human-Machine Communication, Technical University of Munich, Germany

Abstract—Approaches for kinship verification often rely on cosine distances between face identification features. However, due to gender bias inherent in these features, it is hard to reliably predict whether two opposite-gender pairs are related. Instead of fine tuning the feature extractor network on kinship verification, we propose a comparator network to cope with this bias. After concatenating both features, cascaded local expert networks extract the information most relevant for their corresponding kinship relation. We demonstrate that our framework is robust against this gender bias and achieves comparable results on two tracks of the RFIW Challenge 2020. Moreover, we show how our framework can be further extended to handle partially known or unknown kinship relations.

I. INTRODUCTION

Kinship relationship between two people is usually determined using the persons' physical features, which can be divided into DNA, body and facial features. In contrast to the very reliable DNA-analysis, facial- and body features are used to obtain an initial and quick estimate of whether two people are related or not.

Image-based kinship verification [1]–[23] relies only on information present in facial images to estimate whether they are related. Due to the inherent flexibility of only needing a face image compared to more invasive DNA-sample, kinship verification with visual media has an abundance of practical uses: e.g., forensic investigations, genealogical studies, social media-based analysis and photo library management. As proposed in the RFIW Challenge 2020 [24], one can state three problems concerning kinship verification:

- 1) Determine whether two persons are consanguine given a kinship relation.
- 2) Decide whether a person is the child of given parents.
- 3) Identifying relatives of a person in a gallery.

Lately, the emergence of bigger image kinship verification datasets, including CornellKinFace [2], KinFaceW [25], [26], TSKinFace [27], and FIW[16], has given more and more attention to kinship-related tasks and allowed the development of more reliable data-based approaches. Kinship verification from face images focuses on consanguinity kinship, which can be divided into three groups:

- Same-generation pairs: brother-brother *BB*, brother-sister *SIBS* and sister-sister *SS*
- First-generation pairs: father-son *FS*, father-daughter *FD*, mother-son *MS* and mother-daughter *MD*
- Second-generation pairs: grandfather-grandson *GFGS*, grandfather-granddaughter *GFGD*, grandmother-grandson *GMGS* and grandmother-granddaughter *GMGD*

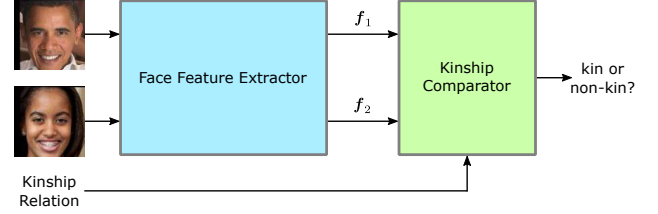


Fig. 1. Overview of the kinship recognition comparator framework: Features f_1 , f_2 are extracted from two input faces, which are then combined in the comparator network to estimate whether the faces are related according to a given kinship relation.

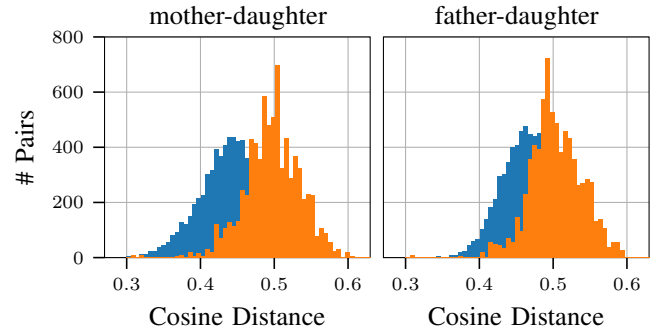


Fig. 2. Histogram of the cosine distance of face identification features f_1 and f_2 for *kin* (blue) and *non-kin* (orange) pairs for parents-daughter kinship relations on the RFIW validation dataset. Best viewed in color.

As illustrated in Fig. 1, typical kinship verification approaches consist of a convolutional neural network, which extracts facial features for each image separately. These features are then fed into a kinship comparator in order to distinguish between *kin* or *non-kin*. Several methods [11], [17], [24] rely on metrics like cosine distance between extracted features to determine kinship. However, as shown in the histogram in Fig.2, *kin* and *non-kin* pairs from opposite-gender kinship relations are hardly separable compared to same-gender kinship relations, which is due to the high influence of gender on the feature.

Motivated by this finding and in contrast to training the feature extractor on kinship recognition [11], [14], [22], [28], [29], we propose a comparator framework, which is robust against this gender bias as we demonstrate later. Our neural kinship comparator framework is not only capable of solving typical kinship-related tasks benefiting from separated local expert networks for each kinship relation but can also be further extended with an attention module to predict the kinship relation and leverage it for tasks with unknown kinship relation.

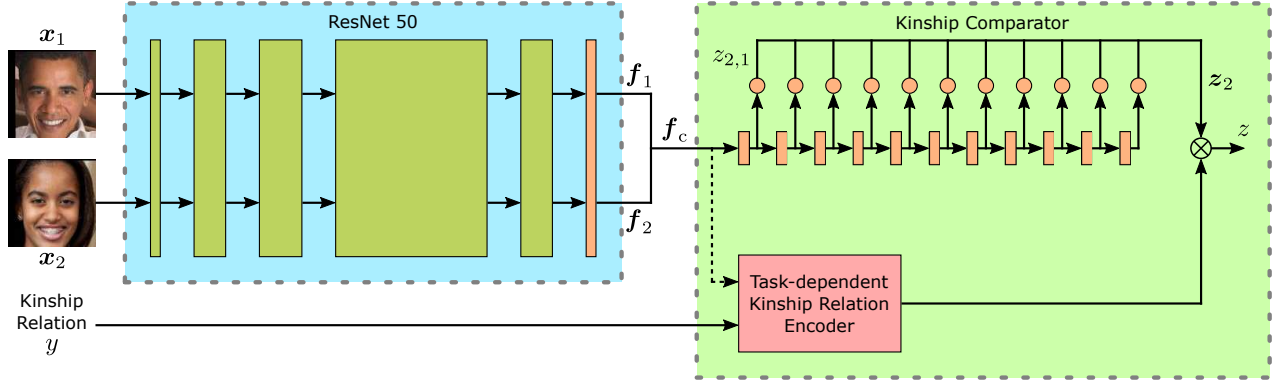


Fig. 3. Our multi-task kinship comparator framework: Faces are embedded separately into a feature space using a ResNet-50 (ResNet blocks in green). The concatenation of both output features f_c is used by a cascaded local expert network, which uses multiple fully connected layers (orange) to refine the information and focus it into a single neuron (orange circle) for each kinship relation. The task-dependent kinship relation encoder selects the output neuron corresponding to the given kinship layer, which will be forwarded to the output z . Best viewed in color.

II. RELATED WORK

According to Georgopoulos et. al. [1] approaches for kinship verification can be divided into five categories:

Invariant descriptors based methods [2], [3] are focusing on how to represent local facial parts. Subspace learning-based approaches [4], [5] learn a kinship invariant subspace capitalizing on techniques like factor analysis and transfer learning. Metric learning-based methods [30]–[32] involve learning a distance measure or feature transformation, and are used to reduce the feature distance between *kin* pairs while extended the distance for *non-kin* pairs. Approaches using contextual and dynamic features [6], [7], applying texture descriptors and using geometric information [8] have also been studied for kinship verification.

Apart from these traditional methods, deep learning-based approaches lately achieved state-of-the-art performance in kinship verification. Widely used architectures, e.g., VGG16 [9], GAN & ResNet [10], SphereFace [11], SPCNN [12], ShallowResNet [13] and VGGFace [14]–[16] have been used for this task. Laiadi et. al [17] proposed a novel approach feeding the cosine similarity, which is computed from deep (VGG-Face descriptor) and tensor (BSIF- and LPQ-tensor using MSIDA method) features, through an extreme learning machine in order to verify kinship.

III. MULTI-TASK KINSHIP COMPARATOR FRAMEWORK

A. Face Feature Extractor

We embed face images into a deep feature space using the adapted ResNet-50 [33] with the ArcFace layer according to [34]. To pretrain the model with softmax cross-entropy on the refined MS-Celeb-1M dataset [35] we add an 85164-dimensional fully connected layer, which is dropped later on together with the ArcFace layer. This bottleneck architecture together with the ArcFace layer ensures a well-generalizing identity feature vector $f \in \mathbb{R}^{512}$.

B. Kinship Comparator

Generally, we can describe the kinship verification task as follows: Given the triplets (x_1, x_2, y) consisting of two im-

ages $x_1, x_2 \in \mathbb{R}^{112 \times 112 \times 3}$ and a kinship relation y , the goal is to determine whether x_1 and x_2 are related as encoded in y , which is denoted by the probability z at the output of our framework. Both face images are embedded independently by the feature extractor described in subsection III-A yielding the corresponding feature vectors f_1 and f_2 .

For our kinship comparator, depicted in Fig. 3, we concatenate both features $f_c = [f_1, f_2]$. Next, the concatenated feature vector is fed into the first out of eleven local expert networks. By building a local expert for every kinship relation y we allow every local expert to focus only on parts of the features relevant of its corresponding kinship relation. For same-gender kinship relations (*BB*, *SS*, *FS*, *MD*, *GFGS* and *GMGD*) the local expert can deduce from detecting separate genders that both input images cannot be related. Similarly, by detecting same gender a opposite-gender kinship relation (*SIBS*, *FD*, *MS*, *GFGD* and *GMGS*) can be excluded. Moreover, different facial features are shared from mother or father of a child affirming our proposed architecture.

Every local expert is an identical fully connected neural network with two layers. The first layer consists of 192 neurons with leaky ReLU [36] as activation function. We conclude the local expert network with a fully connected layer consisting of a single neuron and sigmoid activation function to obtain a probability $z_{2,i}$ for the i -th local expert between 0 and 1. While the input of the first local expert is the concatenated feature vector f_c , the remaining local experts use the output of the previous local experts $z_{1,i-1}$. Due to this architecture, the information is first refined in every 192-dimensional layer and then the information most relevant for its specific kinship relation is extracted in the second 1-dimensional layer. Mathematically, the output of the i -th local expert $z_{2,i}$ can be formulated as follows:

$$z_{1,1} = \max(W_1 f_c + b_1, 0.2 \cdot (W_1 f_c + b_1)) \quad (1)$$

$$z_{1,i} = \max(W_1 z_{1,i-1} + b_1, 0.2 \cdot (W_1 z_{1,i-1} + b_1)) \quad (2)$$

$$z_{2,i} = \text{sigmoid}(W_2 z_{1,i} + b_2) \quad (3)$$

with W_1 , W_2 and b_1 , b_2 denoting the trainable weight matrix and bias (vector) of the first and second layer, respectively. Note that, (2) is only valid for $i > 1$.

TABLE I

ACCURACY OF THE TOP 10 RESULTS ON THE RFIW KINSHIP VERIFICATION CHALLENGE DATASET SEPARATED BY KINSHIP RELATION y . THE BEST RESULT FOR EVERY KINSHIP RELATION IS MARKED WITH * AND BOLD WITH THE RUNNER-UP BEING DENOTED BY \diamond .

| User | Accuracy [%] | | | | | | | | | | | |
|--------------|-----------------|-----------------|-----------------|-----------------|-----------------|-----------------|-----------------|-----------------|------------------------|-----------------|---------------|-----------------|
| | Average | siblings | | | parent-child | | | | grandparent-grandchild | | | |
| | | <i>BB</i> | <i>SIBS</i> | <i>SS</i> | <i>FD</i> | <i>FS</i> | <i>MD</i> | <i>MS</i> | <i>GFGD</i> | <i>GFGS</i> | <i>GMGD</i> | <i>GMGS</i> |
| vuvko | 78.1 * | 80.2 * | 77.3 * | 80.4 * | 75.2 | 80.8 | 77.7 * | 74.4 | 77.9 \diamond | 69.4 | 75.8 * | 59.8 |
| DeepBlueAI | 76.1 \diamond | 76.5 \diamond | 74.6 | 76.9 \diamond | 74.4 | 80.8 | 75.1 | 73.9 | 72.5 | 72.7 | 67.3 | 67.6 * |
| ustc-nelslip | 75.9 | 75.1 | 72.0 | 74.4 | 75.5 \diamond | 81.8 * | 74.7 | 75.2 | 78.6 * | 69.0 | 75.8 * | 67.0 \diamond |
| haoxl | 75.5 | 74.8 | 71.1 | 74.0 | 75.5 \diamond | 81.2 | 74.7 | 75.2 | 72.9 | 64.9 | 63.2 | 64.3 |
| lemoner20 | 75.4 | 75.0 | 72.2 | 74.5 | 75.4 | 80.7 | 74.0 | 75.0 | 72.0 | 66.9 | 61.7 | 65.4 |
| Early | 74.2 | 74.6 | 72.9 | 74.3 | 73.4 | 78.5 | 72.3 | 74.4 | 65.7 | 68.6 | 52.4 | 64.8 |
| ours | 73.6 | 66.4 | 76.0 \diamond | 65.3 | 76.9 * | 80.1 | 76.7 \diamond | 78.2 * | 70.0 | 73.4 \diamond | 63.9 | 60.3 |
| bestone | 73.2 | 69.2 | 62.4 | 67.1 | 75.4 | 81.2 \diamond | 75.4 | 75.4 \diamond | 73.1 | 69.4 | 64.7 | 62.0 |
| danbo3004 | 72.6 | 71.3 | 70.9 | 72.0 | 72.4 | 78.1 | 71.5 | 72.0 | 71.1 | 69.8 | 53.2 | 56.4 |
| ten_elven | 72.3 | 72.2 | 71.4 | 73.4 | 70.1 | 77.1 | 70.0 | 71.2 | 69.8 | 74.7 * | 63.2 | 67.0 \diamond |

By concatenating the outputs of all local experts $z_2 = [z_{2,1}, \dots, z_{2,11}]$ we obtain a probability of x_1 and x_2 being related for every kinship relation y . Since the kinship relation y is given for the kinship verification task, we can observe its corresponding probability at the output z of the framework by performing a scalar multiplication of z_2 with the one-hot encoding of y . We can also interpret this one-hot encoding, which is generated by the task-dependent kinship relation encoder depicted in Fig. 3, as relying entirely on the output of the local expert selected by y . Later, we will show that this disentanglement between the predictors $z_{2,i}$ and the selection of the predictors according to an ideally given kinship relation offers a variety of opportunities for future extensions. Another benefit of this structure is the joint training of all local experts without restricting the capabilities of the framework performing multiple tasks.

C. Extension for Tri-Subject Verification

For the tri-subject verification task, a quadruple (x_1, x_2, x_3, y') is given with x_1 , x_2 and x_3 indicating the image of the father, mother and child, respectively, and y' denoting the gender of the child. In accordance with subsection III-B, this task can be performed by our framework by splitting the sample into two separate triplets (x_1, x_3, FC) and (x_2, x_3, MC) with C being a placeholder for whether the child is the parents' son S or daughter D . Feeding these triplets into our framework, we obtain two separate probabilities z_{FC} and z_{MC} indicating how likely it is that the child is related to the father and mother, respectively.

IV. EXPERIMENTS

A. Training Details

Training is divided into two stages: We pretrain the face feature extractor with softmax cross-entropy loss for face identification using the MS-Celeb-1M dataset, which contains over 5.8M images of over 85k identities [35]. As preprocessing, we align all faces with facial landmarks predicted by the MTCNN [37] and crop them afterwards to 112×112 pixels. Our face feature extractor achieves an accuracy of 99.63% on the LFW benchmark [38].

While keeping the weights of the face feature extractor constant, we train the kinship comparator using pairs generated from the RFIW training dataset [24] consisting of ≈ 249 k *kin* pairs (after duplicating and swapping x_2 with x_2 for all same-generation pairs *BB*, *SS* and *SIBS*). In order to generate meaningful *non-kin* pairs, we randomly swap x_2 with x_2 from a different family with the same kinship label y in every epoch. By doing so, we ensure not only high variety among the *non-kin* pairs but also that gender and age of the *non-kin* pairs match the kinship relation y . We preprocess the faces identically as when pretraining the face feature extractor. As data augmentation, we perform left-right flipping, and random contrast, brightness and saturation with a probability of 50%. The kinship comparator is trained on binary sigmoid cross-entropy loss for 4 epochs using the ADAM-optimizer [39] with a batch size of 200 and an initial learning rate of 0.001, which we decrease to 0.0005 after the second epoch. In order to improve generalization we add 20% dropout on the concatenated feature vector f_c and train with an additional regularization loss on the L^2 -Norm of all trainable weights of the kinship comparator with a factor of $2 \cdot 10^{-4}$.

B. Results: RFIW Track 1 - Kinship Verification

We report our performance evaluating on the RFIW challenge dataset [24] containing ≈ 40 k image pairs with their kinship labels. In order to decide whether the probability z is sufficient to classify a pair as related, we compute the threshold which yields the best average accuracy on the validation set, which consists of ≈ 129 k pairs in total (after creating *non-kin* pairs as described in subsection IV-A).

Table I illustrates the accuracy for each kinship relation y . Even though our approach does not yield the best average accuracy, our average accuracy is only 2.5% lower than second place. Moreover, we outperform all other approaches for the kinship relation father-daughter *FD* and mother-son *MS*, and further obtain second-best accuracy on three more kinship relations (*SIBS*, *MD* and *GFGS*). This indicates that our approach stands out especially in opposite-gender kinship relations (*FD*, *MS* and *SIBS*), which is also affirmed by

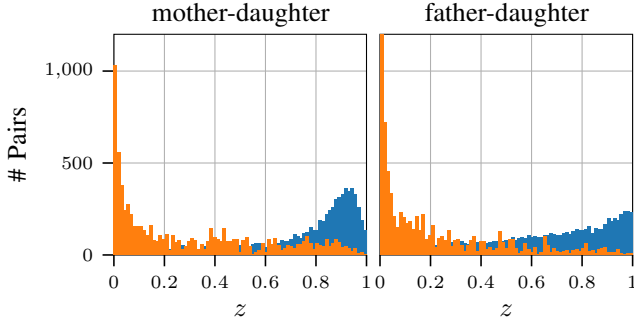


Fig. 4. Histogram of the output z of *kin* (blue) and *non-kin* (orange) pairs for parents-daughter kinship relations on the RFIW validation dataset. Best viewed in color.

TABLE II

AVERAGE ACCURACY ON RFIW KINSHIP VERIFICATION VALIDATION DATASET FOR DIFFERENT PARAMETER SETTINGS WITH THE LAST ROW BEING THE SAME MODEL AS IN TABLE I.

| Activation Function | Dropout | Layer Size | Accuracy [%] |
|---------------------|---------|------------|--------------|
| ReLU | 20 % | 192 | 76.8 |
| PReLU | 20 % | 192 | 75.6 |
| Tanh | 20 % | 192 | 72.5 |
| LReLU | 0 % | 192 | 75.5 |
| LReLU | 10 % | 192 | 76.6 |
| LReLU | 30 % | 192 | 77.7 |
| LReLU | 40 % | 192 | 77.1 |
| LReLU | 20 % | 64 | 74.5 |
| LReLU | 20 % | 128 | 77.5 |
| LReLU | 20 % | 256 | 77.2 |
| LReLU | 20 % | 512 | 79.6 |
| LReLU | 20 % | 1024 | 78.8 |
| LReLU | 20 % | 192 | 77.5 |

the better separable distributions of *kin* and *non-kin* pairs using the output z as shown in Fig. 4 compared to the cosine distance in Fig. 2. The inferior performance on other opposite-gender kinship relations (*GFGD* and *GMGS*) can be explained by the substantially smaller amount of training data (≈ 4 k pairs for grandparent-grandchild relations compared to 61 k – 94 k pairs for *SIBS*, *FD* and *MS*).

Table II shows the accuracy of our framework for different activation functions, dropout probabilities and hidden layer sizes on the RFIW kinship verification validation dataset with the *non-kin* pairs generated as mentioned in subsection IV-A. It can be seen that a dropout of 20 % - 40 % together with leaky ReLU as activation function yields the best results. However, a higher amount of neurons in the hidden layer seems very likely to boost the performance on the challenge dataset even further.

C. Results: RFIW Track 2 - Tri-Subject Verification

As mentioned in subsection III-C, by splitting the tri-subject verifications into two verification problems we obtain two probabilities z_{FC} and z_{MC} . Since according to Table I there is only a small difference between same-gender and opposite-gender parent-child pairs, we take the average of both probabilities and use the threshold obtaining the best accuracy on the RFIW tri-subject validation set. The results

on the RFIW tri-subject challenge dataset are depicted by Table III showing that our method yields comparable results.

TABLE III
ACCURACY ON THE RFIW TRI-SUBJECT VERIFICATION CHALLENGE DATASET.

| User | Accuracy | | |
|--------------|----------|------|------|
| | Average | FMD | FMS |
| ustc-nelslip | 0.79 | 0.78 | 0.80 |
| lemoner20 | 0.78 | 0.76 | 0.80 |
| DeepBlueAI | 0.77 | 0.76 | 0.77 |
| Early | 0.77 | 0.76 | 0.77 |
| ours | 0.73 | 0.72 | 0.74 |
| Ferryman | 0.72 | 0.70 | 0.74 |
| will_go | 0.68 | 0.66 | 0.70 |

V. CONCLUSIONS AND FUTURE WORKS

In this paper, we present a novel framework for multi-task kinship recognition, which achieves top accuracy for five out of eleven kinship relations compared to over 20 state-of-the-art methods on the RFIW kinship verification challenge dataset. The key advantage of our architecture is the joint training of a local expert network for each kinship relation. This not only allows every expert to extract the information necessary to reliably predict its corresponding kinship but also shares and refines information among the experts. Our approach performs especially well on opposite-gender pairs, which is affirmed by the reduction of gender bias originally present in face identification features. Moreover, we demonstrate that our framework achieves comparable performance on the tri-subject verification task.

The future work is twofold: First, as already indicated by the results Table II a tuning of the local expert networks can further increase the performance. Entirely local experts with both fully connected layers being separated from each other have also shown their potential in our experiments, but tend to overfit due to the missing consecutive refinement in the shared first layer. For the tri-subject verification task, a more sophisticated pooling operation based on the confidence of each probability would be capable of fusing both probabilities more reliably.

Next, we plan to demonstrate the full potential of our approach by evaluating the performance additionally for partly known kinship relations. For instance, instead of using the kinship relation a more realistic scenario of knowing only the gender of both input images could be considered. Besides, the kinship relation can be unknown as in track 3 of the RFIW challenge. Even though first experiments have shown that average/max pooling of z_2 does not yield satisfactory results, we propose to use the task-dependent kinship relation encoder as an attention module, which predicts the kinship relation based on the concatenated feature vector f_c (indicated by the dashed arrow in Fig. 3). The first results indicate that the kinship relation can be correctly identified with an accuracy of at least 65 %.

REFERENCES

- [1] M. Georgopoulos, Y. Panagakis, and M. Pantic, "Modeling of facial aging and kinship: A survey," *Image and Vision Computing*, vol. 80, pp. 58–79, 2018.
- [2] R. Fang, K. D. Tang, N. Snavely, and T. Chen, "Towards computational models of kinship verification," in *IEEE International Conference on Image Processing (ICIP)*, pp. 1577–1580, 2010.
- [3] G. Guo and X. Wang, "Kinship measurement on salient facial features," *IEEE Transactions on Instrumentation and Measurement*, vol. 61, no. 8, pp. 2322–2325, 2012.
- [4] H. Yan, J. Lu, W. Deng, and X. Zhou, "Discriminative multimetric learning for kinship verification," *IEEE Transactions on Information Forensics and Security*, vol. 9, no. 7, pp. 1169–1178, 2014.
- [5] H. Yan, J. Lu, and X. Zhou, "Prototype-based discriminative feature learning for kinship verification," *IEEE Transactions on Cybernetics*, vol. 45, no. 11, pp. 2535–2545, 2014.
- [6] S. Xia, M. Shao, J. Luo, and Y. Fu, "Understanding kin relationships in a photo," *IEEE Transactions on Multimedia*, vol. 14, no. 4, pp. 1046–1056, 2012.
- [7] H. Dibeklioglu, A. Ali Salah, and T. Gevers, "Like father, like son: Facial expression dynamics for kinship verification," in *Proceedings of the IEEE International Conference on Computer Vision*, pp. 1497–1504, 2013.
- [8] X. Wang and C. Kambhampettu, "Leveraging appearance and geometry for kinship verification," in *IEEE International Conference on Image Processing (ICIP)*, pp. 5017–5021, 2014.
- [9] M. Dawson, A. Zisserman, and C. Nellåker, "From same photo: Cheating on visual kinship challenges," in *Asian Conference on Computer Vision*, pp. 654–668, Springer, 2018.
- [10] S. Wang, Z. Ding, and Y. Fu, "Cross-generation kinship verification with sparse discriminative metric," *IEEE Transactions on Pattern Analysis and Machine Intelligence*, vol. 41, no. 11, pp. 2783–2790, 2018.
- [11] J. P. Robinson, M. Shao, Y. Wu, H. Liu, T. Gillis, and Y. Fu, "Visual kinship recognition of families in the wild," *IEEE Transactions on Pattern Analysis and Machine Intelligence*, vol. 40, no. 11, pp. 2624–2637, 2018.
- [12] R. F. Rachmadi and I. K. E. Purnama, "Paralel spatial pyramid convolutional neural network untuk verifikasi kekerabatan berbasis citra wajah," *Jurnal Teknologi dan Sistem Komputer*, vol. 6, no. 4, pp. 152–157, 2018.
- [13] R. F. Rachmadi, I. K. E. Purnama, S. M. S. Nugroho, and Y. K. Suprpto, "Image-based Kinship Verification using Fusion Convolutional Neural Network," in *IEEE 11th International Workshop on Computational Intelligence and Applications (IWCIA)*, pp. 59–65, 2019.
- [14] E. Dahan, Y. Keller, and S. Mahpod, "Kin-Verification Model on FIW Dataset Using Multi-Set Learning and Local Features," in *Proceedings of the Workshop on Recognizing Families In the Wild*, pp. 31–35, 2017.
- [15] S. Wang, J. P. Robinson, and Y. Fu, "Kinship verification on families in the wild with marginalized denoising metric learning," in *12th IEEE International Conference on Automatic Face & Gesture Recognition (FG)*, pp. 216–221, 2017.
- [16] J. P. Robinson, M. Shao, Y. Wu, and Y. Fu, "Families in the Wild (FIW): Large-Scale Kinship Image Database and Benchmarks," in *Proceedings of the ACM on Multimedia Conference*, pp. 242–246, 2016.
- [17] O. Laiadi, A. Ouamane, A. Benakcha, A. Taleb-Ahmed, and A. Hadid, "Kinship Verification based Deep and Tensor Features through Extreme Learning Machine," in *14th IEEE International Conference on Automatic Face & Gesture Recognition (FG)*, pp. 1–4, 2019.
- [18] J. Hu, J. Lu, J. Yuan, and Y.-P. Tan, "Large margin multi-metric learning for face and kinship verification in the wild," in *Asian Conference on Computer Vision*, pp. 252–267, Springer, 2014.
- [19] S. Xia, M. Shao, and Y. Fu, "Toward kinship verification using visual attributes," in *IEEE Proceedings of the 21st International Conference on Pattern Recognition (ICPR)*, pp. 549–552, 2012.
- [20] X. Zhou, J. Hu, J. Lu, Y. Shang, and Y. Guan, "Kinship verification from facial images under uncontrolled conditions," in *Proceedings of the 19th ACM International Conference on Multimedia*, pp. 953–956, 2011.
- [21] X. Zhou, J. Lu, J. Hu, and Y. Shang, "Gabor-based gradient orientation pyramid for kinship verification under uncontrolled environments," in *Proceedings of the 20th ACM International Conference on Multimedia*, pp. 725–728, 2012.
- [22] H. Y. Patil and A. Chandra, "Deep Learning based Kinship Verification on KinFaceW-I Dataset," in *TENCON IEEE Region 10 Conference (TENCON)*, pp. 2529–2532, 2019.
- [23] J. P. Robinson, M. Shao, H. Zhao, Y. Wu, T. Gillis, and Y. Fu, "Recognizing Families In the Wild (RFIW): Data Challenge Workshop in conjunction with ACM MM 2017," in *Proceedings of the Workshop on Recognizing Families in the Wild*, pp. 5–12, 2017.
- [24] J. P. Robinson, Y. Yin, Z. Khan, M. Shao, S. Xia, M. Stopa, S. Timoner, M. A. Turk, R. Chellappa, and Y. Fu, "Recognizing Families In the Wild (RFIW): The 4th Edition," *arXiv preprint arXiv:2002.06303*, 2020.
- [25] J. Lu, X. Zhou, Y.-P. Tan, Y. Shang, and J. Zhou, "Neighborhood repulsed metric learning for kinship verification," *IEEE Transactions on Pattern Analysis and Machine Intelligence*, vol. 36, no. 2, pp. 331–345, 2013.
- [26] J. Lu, J. Hu, V. E. Liong, X. Zhou, A. Bottino, I. U. Islam, T. F. Vieira, X. Qin, X. Tan, S. Chen, et al., "The FG 2015 kinship verification in the wild evaluation," in *11th IEEE International Conference and workshops on automatic face and gesture recognition (FG)*, vol. 1, pp. 1–7, 2015.
- [27] X. Qin, X. Tan, and S. Chen, "Tri-subject kinship verification: Understanding the core of a family," *IEEE Transactions on Multimedia*, vol. 17, no. 10, pp. 1855–1867, 2015.
- [28] R. F. Rachmadi, I. K. E. Purnama, S. M. S. Nugroho, and Y. K. Suprpto, "Image-based Kinship Verification using Fusion Convolutional Neural Network," in *IEEE 11th International Workshop on Computational Intelligence and Applications (IWCIA)*, pp. 59–65, 2019.
- [29] D. Aspandi, O. Martinez, and X. Binefa, "Heatmap-Guided Balanced Deep Convolution Networks for Family Classification in the Wild," in *14th IEEE International Conference on Automatic Face & Gesture Recognition (FG)*, pp. 1–5, 2019.
- [30] S. Wang and R. Jin, "An information geometry approach for distance metric learning," in *Artificial Intelligence and Statistics*, pp. 591–598, 2009.
- [31] J. V. Davis, B. Kulis, P. Jain, S. Sra, and I. S. Dhillon, "Information-theoretic metric learning," in *Proceedings of the 24th International Conference on Machine Learning*, pp. 209–216, 2007.
- [32] Z. Ding and Y. Fu, "Robust transfer metric learning for image classification," *IEEE Transactions on Image Processing*, vol. 26, no. 2, pp. 660–670, 2016.
- [33] K. He, X. Zhang, S. Ren, and J. Sun, "Identity Mappings in Deep Networks," in *Proceedings of the European Conference on Computer Vision (ECCV)*, pp. 630–645, 2016.
- [34] J. Deng, J. Guo, N. Xue, and S. Zafeiriou, "ArcFace: Additive Angular Margin Loss for Deep Face Recognition," in *IEEE Conference on Computer Vision and Pattern Recognition (CVPR)*, 2019.
- [35] Y. Guo, L. Zhang, Y. Hu, X. He, and J. Gao, "MS-Celeb-1M: A Dataset and Benchmark for Large-Scale Face Recognition," in *Proceedings of the European Conference on Computer Vision (ECCV)*, pp. 87–102, Springer, 2016.
- [36] A. L. Maas, A. Y. Hannun, and A. Y. Ng, "Rectifier nonlinearities improve neural network acoustic models," in *Proc. icml*, vol. 30, p. 3, 2013.
- [37] K. Zhang, Z. Zhang, Z. Li, and Y. Qiao, "Joint face detection and alignment using multitask cascaded convolutional networks," *IEEE Signal Processing Letters*, vol. 23, no. 10, pp. 1499–1503, 2016.
- [38] E. G. Huang, G. B. Learned-Miller, "Labeled Faces in the Wild: Updates and New Reporting Procedures," Tech. Rep. UM-CS-2014-003, University of Massachusetts, Amherst, May 2014.
- [39] D. P. Kingma and J. Ba, "Adam: A Method for Stochastic Optimization," in *International Conference in Learning Representations (ICLR)*, 2015.