

Least-squares regressions via randomized Hessians

Nabil Kahalé *

June 2, 2020

Abstract

We consider the least-squares regression problem with a finite number of points. We analyze a novel approach, based on randomizing the Hessian matrix, to approximately solve this problem. The new algorithm is a variant of the averaged stochastic gradient descent method (SGD) with constant step-size. However, its updating rule relies on the entire response vector, and its convergence properties do not depend on the residuals. Without strong convexity assumptions, it is proven that the algorithm achieves a convergence rate for function values of $O(1/k)$ after k iterations, where the constant behind the O notation does not depend explicitly on the smallest eigenvalue of the Hessian matrix. The algorithm has a preprocessing cost proportional to the input size, and the running time of each iteration is proportional to the dimension. In the strongly-convex case, a restart version of the algorithm yields a convergence rate of $O(k^{-l})$ in $O(ld(n+k))$ time for arbitrary $l \geq 2$, where the constant behind the O notation depends on l and on the smallest eigenvalue of the Hessian matrix. Our theoretical results are illustrated with numerical experiments.

Keywords: least-squares, linear regression, stochastic gradient descent, Hessian matrix.

1 Introduction

The recent availability of massive volumes of data fosters the need to design computationally efficient algorithms for optimization in high dimensions. In large-scale machine learning, stochastic gradient descent algorithms are among the most effective optimization methods (Bottou, Curtis and Nocedal 2018). For general smooth convex functions, averaged SGD achieves the rate of convergence of $O(1/\sqrt{k})$ after k iterations (Nemirovski, Juditsky, Lan and Shapiro 2009). For strongly-convex functions, i.e. when the smallest eigenvalue of the Hessian matrix is bounded away from 0, the convergence rate after k iterations is $O(1/k)$ (Nemirovski, Juditsky, Lan and Shapiro 2009). Variance-reduced SGD algorithms that optimize the sum of n convex functions are described in (Schmidt, Le Roux and Bach 2017, Shalev-Shwartz and Zhang 2013, Johnson and Zhang 2013), and related accelerated methods are analysed in (Shalev-Shwartz and Zhang 2014, Nitanda 2014, Lan and Zhou 2018, Scieur, dAspremont and Bach 2018). These methods enjoy linear convergence (a convergence rate that decreases exponentially with the number of iterations) in the strongly-convex case. For general smooth convex functions, the stochastic average gradient method (SAG) of Schmidt, Le Roux and Bach (2017) yields a convergence rate of $O(\sqrt{n}/k)$ after k iterations.

This paper focuses on the least-squares regression, which often arises in scientific computing and data analysis, and is widely used for inference and prediction. Many of the modern machine learning techniques such as the logistic and ridge regressions, the lasso method and neural networks can be considered as extensions of the least-squares regression technique. Given a non-zero $n \times d$ matrix X and an n -dimensional column vector Y , the least-squares problem consists of minimizing the function $g(\theta) = (2n)^{-1} \|X\theta - Y\|^2$, where θ ranges over all d -dimensional column vectors. An exact solution to this problem can be found in $O(nd^2)$ time (Golub and Van Loan 2013). Rokhlin and Tygert (2008) describe a randomized algorithm based on a preconditioning matrix that computes in $O(d^3 + nd \ln(d/\epsilon))$ time a vector θ that minimizes $g(\theta)$ to relative precision ϵ . In the strongly-convex case, variants of SGD described in (Schmidt, Le Roux and Bach 2017, Shalev-Shwartz and Zhang 2013, Johnson and Zhang 2013, Frostig, Ge, Kakade and Sidford 2015) yield linear convergence rates for least-squares regressions. In typical high-dimensional machine learning problems, however, explanatory variables are highly correlated, and so the smallest eigenvalue of the Hessian matrix is very close or equal to 0. For non-strongly-convex linear regressions, Bach and Moulines (2013) show a convergence rate of $O(1/k)$ after

*ESCP Business School, 75011 Paris, France; e-mail: nkahale@escp.eu. ORCID: 0000-0002-4009-6815.

k iterations for an averaged SGD algorithm with constant step-size in an on-line setting. Extensions and a detailed asymptotic analysis of the performance of this algorithm are given in (Défossez and Bach 2015). Pilanci and Wainwright (2016) provide algorithms for constrained least-squares through a random projection on a lower dimensional space. Dieuleveut, Flammarion and Bach (2017) study an averaged accelerated regularized SGD algorithm for least-squares regressions. Mini-batching and tail-averaging SGD algorithms for least-squares regressions are analyzed in (Jain, Kakade, Kidambi, Netrapalli and Sidford 2018). Pillaud-Vivien, Rudi and Bach (2018) show that, for hard linear regression problems, multiple passes of SGD lead to statistically optimal predictions while a single pass does not.

This paper studies a novel algorithm based on randomizing the Hessian matrix with averaging (RHA) that minimizes $g(\theta)$ at an arbitrary precision. Our approach is a variant of SGD, and each iteration of the algorithm takes $O(d)$ time. The algorithm has $O(nd)$ pre-processing cost and achieves a convergence rate of $O(1/k)$ after k iterations in the non-strongly-convex case. It enjoys the following properties:

1. Our method takes $O(nd + \bar{L}\|\theta^* - \theta_0\|^2 d^{3/2}/\epsilon)$ time to minimize $g(\theta)$ with expected error ϵ , where $\bar{L} := \text{tr}(X^T X)/n$ is the average squared norm of a line of X , θ_0 is the starting point, and θ^* is any d -dimensional column vector that minimizes g . Thus, the time required by our algorithm to minimize $g(\theta)$ with a given expected error does not depend explicitly on the smallest eigenvalue of the Hessian matrix or on the residuals. Note that, for general matrices, the time to read the input is of order nd . For $\epsilon > 0$, the averaged SGD achieves precision ϵ in $O(nd + (\sigma^2 d^2 + R^2 \|\theta^* - \theta_0\|^2 d)/\epsilon)$ time (Bach and Moulines 2013), including the time to read the input, where σ and R are real numbers satisfying certain conditions given in Section 2.1. The smallest valid choice for σ^2 ranges between a weighted average of the squared residuals and the maximum squared residual. Similarly, the smallest valid choice for R^2 ranges between \bar{L} and the maximum squared norm of a line of X . Depending on the problem instance, the upper bound on the time required by our algorithm to achieve precision ϵ can be higher or lower than that of the averaged SGD, even if all lines of X have the same norm.
2. When θ^* is drawn uniformly at random from $S(\theta_0, \rho)$, where $S(\theta_0, \rho) = \{\theta \in \mathbb{R}^{d \times 1} : \|\theta - \theta_0\| = \rho\}$ for $\rho > 0$, the time required by our algorithm to minimize $g(\theta)$ with expected error ϵ is $O(nd + \bar{L}\rho^2 d/\epsilon)$. Given a target precision ϵ , this ‘‘average case’’ bound on the running time of our algorithm is never higher (up to absolute constants) than the aforementioned ‘‘worst case’’ bound on the running time of the averaged SGD. We are not aware of an ‘‘average case’’ analysis of the averaged SGD in the above sense.
3. When the Hessian matrix is invertible, for any $l \geq 2$, a restart version of our algorithm achieves a rate of convergence of $O(k^{-l})$ after k iterations. The restart algorithm can be simulated without any knowledge on the smallest eigenvalue of the Hessian matrix. The constant behind the O -notation depends on l and on the smallest eigenvalue of the Hessian matrix.

Our algorithm uses a non-uniform sampling scheme with sampling probabilities determined by the squared norm of each row vector. A similar sampling scheme has been applied by Frieze, Kannan and Vempala (2004) in the context of low-rank approximations of a matrix, by Strohmer and Vershynin (2009) to approximately solve linear systems via an iterative algorithm, and by Défossez and Bach (2015) to design an averaged SGD for least-squares regressions. However, while the updating rule of the conventional SGD, of Strohmer and Vershynin (2009) and of Défossez and Bach (2015) uses a single random coordinate of Y , our updating rule uses a vector that depends on the entire vector Y . Strohmer and Vershynin (2009) establish a linear convergence rate for their method in the strongly-convex case. Défossez and Bach (2015) analyse the asymptotic properties (as the number of iterations goes to infinity) of their algorithm, but do not study its performance after a finite number of iterations. Kahalé (2019) uses a recursion similar to our updating rule to approximately simulate high-dimensional Gaussian vectors with a given covariance matrix.

The remainder of the paper is organized as follows. Section 2 describes our method and its properties. Section 3 gives numerical experiments. Section 4 contains concluding remarks. Omitted proofs are in the appendix. Throughout the paper, the running time refers to the number of arithmetic operations.

2 The algorithm description and properties

For $1 \leq i \leq n$, let e_i be the n -dimensional column vector whose i -th component is 1 and remaining components are 0, and let

$$p_i = \frac{\|X^T e_i\|^2}{\text{tr}(X^T X)}. \quad (2.1)$$

Note that the numerator in (2.1) is the sum of the squared entries of the i -th line of X , while the denominator is the sum of squared entries of X . Thus the p_i 's sum up to 1. Let $(i(k) : k \geq 0)$ be independent integral random variables on $\{1, \dots, n\}$ such that, for $1 \leq j \leq n$,

$$\Pr(i(k) = j) = p_j.$$

Given an initial d -dimensional column vector θ_0 and a real number $\alpha \in (0, 1]$, define the sequence of d -dimensional column vectors $(\theta_k : k \geq 0)$ via the recursion

$$\theta_{k+1} = \theta_k - \alpha((u_k^T(\theta_k - \theta_0))u_k - c) \quad (2.2)$$

for $k \geq 0$, where $u_k = \|X^T e_{i(k)}\|^{-1}(X^T e_{i(k)})$ and $c = \text{tr}(X^T X)^{-1}X^T(y - X\theta_0)$. Thus θ_k is a deterministic function of $i(0), \dots, i(k-1)$. For $k \geq 1$, let

$$\bar{\theta}_k = \frac{\theta_0 + \dots + \theta_{k-1}}{k}.$$

Theorem 2.1 shows that $E(g(\bar{\theta}_k))$ converges to the minimum of the function g at a rate of $O(1/k)$.

Theorem 2.1. *For $k \geq 1$, we have*

$$E(g(\bar{\theta}_k)) - g(\theta^*) \leq \frac{5\alpha^{-1} + 4\alpha d}{2} \bar{L} \frac{\|\theta^* - \theta_0\|^2}{k}.$$

If $\alpha = 1/\sqrt{d}$, Theorem 2.1 implies that

$$E(g(\bar{\theta}_k)) - g(\theta^*) \leq \frac{9\sqrt{d}}{2} \bar{L} \frac{\|\theta^* - \theta_0\|^2}{k}. \quad (2.3)$$

The proof of Theorem 2.1 follows by bounding separately bias and variance terms and adapting properties of the product of random projections developed in (Kahalé 2019). It uses the normal equation $X^T X \theta^* = X^T Y$ and the well-known equality

$$g(\theta) - g(\theta^*) = (2n)^{-1} \|X(\theta - \theta^*)\|^2. \quad (2.4)$$

As $X^T e_i$ is the i -th column of X^T , for $1 \leq i \leq n$, the total time to calculate c and the p_i 's is $O(nd)$. After an initial preprocessing cost of $O(n)$, the random variable $i(k)$ can be simulated in constant time using the alias method (Devroye 1986, Section III.4). Thus the cost of each iteration is $O(d)$. Setting $\alpha = 1/\sqrt{d}$, the total time for our algorithm to minimize $g(\theta)$ with expected error ϵ is $O(nd + \bar{L}\|\theta^* - \theta_0\|^2 d^{3/2}/\epsilon)$.

When $\alpha = 1$ and θ^* is drawn uniformly at random from $S(\theta_0, \rho)$, Theorem 2.2 below gives a bound on the average convergence rate for $E(g(\bar{\theta}_k))$ that improves upon (2.3) by a factor of order \sqrt{d} .

Theorem 2.2. *Assume that θ^* is drawn uniformly at random from $S(\theta_0, \rho)$. Set $\alpha = 1$. Then, for $k \geq 1$, we have*

$$E(g(\bar{\theta}_k)) - g(\theta^*) \leq 5\bar{L} \frac{\rho^2}{k}.$$

In particular, if $\alpha = 1$ and θ^* is drawn uniformly at random from $S(0, \rho)$, the total time for our algorithm to minimize $g(\theta)$ with expected error ϵ is $O(nd + \bar{L}\rho^2 d/\epsilon)$.

2.1 Motivation and relation to previous work

Let $H = \text{tr}(X^T X)^{-1}X^T X$. By the definition of u_k ,

$$\begin{aligned} E(u_k u_k^T) &= \sum_{j=1}^n p_j \|X^T e_j\|^{-2} (X^T e_j e_j^T X) \\ &= \frac{1}{\text{tr}(X^T X)} X^T \left(\sum_{j=1}^n e_j e_j^T \right) X \\ &= H. \end{aligned} \quad (2.5)$$

The second equation follows from (2.1), and the last one by observing that $\sum_{j=1}^n e_j e_j^T$ is the $n \times n$ identity matrix. As $g'(\theta) = n^{-1} X^T (X\theta - Y)$, it follows that

$$\begin{aligned} E((u_k^T(\theta_k - \theta_0))u_k - c|i(0), \dots, i(k-1)) &= H(\theta_k - \theta_0) - c \\ &= H\theta_k - \text{tr}(X^T X)^{-1} X^T Y \\ &= \frac{1}{\bar{L}} g'(\theta_k). \end{aligned}$$

The first equation follows from the relation $(u_k^T(\theta_k - \theta_0))u_k = (u_k u_k^T)(\theta_k - \theta_0)$ and the independence of $u_k, i(0), \dots, i(k-1)$. Thus (2.2) can be considered as a SGD with step-size α/\bar{L} . Also, (2.2) corresponds to a weighted version of the recursion used in the inner iteration of SVRG (Johnson and Zhang 2013) when applied to least-squares regressions. SVRG uses however uniform probabilities and outputs θ_i , where i is chosen uniformly at random in $\{0, \dots, k-1\}$. The usual stochastic gradient algorithm for least-squares regressions with constant step-size γ uses the recursion

$$\theta'_{k+1} = \theta'_k - \gamma(x'_k \theta'_k - y'_k) x'_k{}^T, \quad (2.6)$$

where $(x'_k, y'_k) \in \mathbb{R}^{1 \times d} \times \mathbb{R}$ are i.i.d. and drawn uniformly at random from the n lines of the matrix (X, Y) . Bach and Moulines (2013) study (2.6) in an on-line setting. Their analysis implies that, for $\gamma = 1/(4R^2)$,

$$E(g(\bar{\theta}'_k)) - g(\theta^*) \leq \frac{2}{k} (\sigma\sqrt{d} + R\|\theta^* - \theta'_0\|)^2,$$

where

$$\bar{\theta}'_k = \frac{\theta'_0 + \dots + \theta'_{k-1}}{k},$$

and σ and R are any real numbers such that

$$nE(\|y'_k - \theta^{*T} x'_k\|^2 x'_k{}^T x'_k) \leq \sigma^2 X^T X, \quad (2.7)$$

and

$$nE(\|x'_k\|^2 x'_k{}^T x'_k) \leq R^2 X^T X. \quad (2.8)$$

If A and B are $d \times d$ symmetric matrices, we say that $A \leq B$ if $B - A$ is positive semidefinite. Dieuleveut and Bach (2016) observe that (2.7) holds if $\sigma = \max_{1 \leq i \leq n} |(X\theta^* - Y)^T e_i|$, i.e. σ is the maximum residual in absolute value. Dieuleveut, Flammarion and Bach (2017) show that (2.8) implies that $\bar{L} \leq R^2$, and that (2.8) holds if

$$R = \max_{1 \leq i \leq n} \|X^T e_i\|. \quad (2.9)$$

Taking the trace of the two sides of (2.7) and observing that $\text{tr}(x'_k{}^T x'_k) = \|x'_k\|^2$ implies that

$$\frac{\sum_{i=1}^n \|X^T e_i\|^2 ((X\theta^* - Y)^T e_i)^2}{\sum_{i=1}^n \|X^T e_i\|^2} \leq \sigma^2.$$

Thus, σ^2 is lower-bounded by a weighted average of the squared residuals. Défossez and Bach (2015) study the asymptotic performance of an averaged SGD algorithm based on the following weighted version of (2.6)

$$\theta''_{k+1} = \theta''_k - \frac{1}{\|x''_k\|^2} x''_k{}^T (x''_k \theta''_k - y''_k), \quad (2.10)$$

where $(x''_k, y''_k) \in \mathbb{R}^{1 \times d} \times \mathbb{R}$ are drawn from the n lines of the matrix (X, Y) according to a probability distribution proportional to $\|X^T e_i\|^2$.

2.2 The restart algorithm

Theorems 2.1 and 2.2 are valid even when $X^T X$ is not invertible. Assume now that $X^T X$ is invertible and denote by μ the smallest eigenvalue of $n^{-1} X^T X$. By (2.4),

$$g(\theta) - g(\theta^*) \geq \frac{\mu}{2} \|\theta - \theta^*\|^2,$$

Algorithm 1 Procedure RHA

```
procedure RHA( $\alpha, k, l$ )
  for  $i \leftarrow 1, n$  do
     $p_i \leftarrow \|X^T e_i\|^2 / \text{tr}(X^T X)$ 
  end for
   $\theta_0 \leftarrow 0$ 
  for  $h \leftarrow 1, l$  do
     $c \leftarrow \text{tr}(X^T X)^{-1} X^T (y - X\theta_0)$ 
    for  $m \leftarrow 0, k - 1$  do
      Sample  $i(m)$  from  $\{1, \dots, n\}$  such that  $\Pr(i(m) = j) = p_j$  for  $1 \leq j \leq n$ 
       $u_m \leftarrow \|X^T e_{i(m)}\|^{-1} (X^T e_{i(m)})$ 
       $\theta_{m+1} = \theta_m - \alpha (u_m (u_m^T (\theta_m - \theta_0)) - c)$ 
    end for
     $\theta_0 \leftarrow (\theta_0 + \dots + \theta_{k-1}) / k$ 
  end for
  return  $\theta_0$ 
end procedure
```

and so Theorem 2.1 implies that

$$E(g(\bar{\theta}_k)) - g(\theta^*) \leq (5\alpha^{-1} + 4\alpha d) \frac{\bar{L}}{\mu k} (g(\theta_0) - g(\theta^*)).$$

Given $k \geq 1$, let T_k be the random operator that maps any d -dimensional column vector θ_0 to $\bar{\theta}_k$. For $l \geq 1$, denote by T_k^l the random operator on the set of d -dimensional column vectors obtained by composing l times the operator T_k . It can be shown by induction on l that, for any d -dimensional column vector θ ,

$$E(g(T_k^l(\theta))) - g(\theta^*) \leq ((5\alpha^{-1} + 4\alpha d) \frac{\bar{L}}{\mu k})^l (g(\theta) - g(\theta^*)).$$

$T_k^l(\theta)$ can be calculated from θ in $O(ld(n+k))$ time. This implies that $E(g(T_k^l(\theta_0))) - g(\theta^*)$ is of order k^{-l} as k goes to infinity, for any fixed $l \geq 2$. Observe that $T_k^l(\theta)$ can be simulated without the explicit knowledge of μ . Algorithm 1 gives a pseudo-code that outputs $T_k^l(0)$.

2.3 Dealing with sparsity

In some instances, a large fraction of the entries of X are null, while the number of non-zero entries of c is of order d . The cost of each iteration of the SGD algorithms given by (2.6) or (2.10) is proportional to the number of non-zero entries of the sampled line of X . However, the running time of each iteration of (2.2) is of order d because the calculation of θ_{k+1} involves the addition of the vector αc . This issue can be solved by setting $\nu_k := \theta_k - \alpha k c$ for $k \geq 0$. The sequence $(\nu_k : k \geq 0)$ satisfies the recursion

$$\nu_{k+1} = \nu_k - \alpha (u_k^T (\nu_k + \alpha k c - \nu_0)) u_k \quad (2.11)$$

for $k \geq 0$. Given u_k and ν_k , the cost of calculating ν_{k+1} via (2.11) is proportional to the number of non-zero entries of u_k .

3 Numerical experiments

Our numerical experiments are conducted on the sonar¹, madelon¹ and sido² binary data sets, whose characteristics are summarized in Table 1. The variables were centered, a constant variable was added to each data set, and all variables were normalized. The codes were written in the C++ programming language, the compiler used was Microsoft Visual C++ 2013, and the experiments were performed on a laptop PC with an Intel processor and 8 GB of RAM running Windows 10 Professional. For each data set, we have implemented the following methods using the null vector as starting point:

¹<http://archive.ics.uci.edu>

²<http://www.causality.inf.ethz.ch>

Table 1: Data sets used in the simulations

Data set	Variables	Data Points
sonar	60	208
madelon	500	2000
sido0	4932	12678

- the averaged SGD algorithm based on (2.6) with step-size $\gamma = 1/(4R^2)$, where R is given by (2.9).
- the averaged SGD algorithm with non-uniform probabilities based on (2.10).
- the SAG algorithm with non-uniform probabilities, where the lines are sampled according to the p_i 's, and the output is the vector among the final iterate and the average of iterates that minimizes g .
- the RHA method with level l that calculates $T_k^l(0)$ via Algorithm 1, for $l \in \{1, 2, 4\}$. We set $\alpha = 1$ in our experiments because smaller values of α did not increase the performance of our method for moderate values of k .

The results are reported in Figures 1, 2 and 3. The running time is measured by the number of gradient computations, that is k for the averaged SGD and SAG methods and $l(n+k)$ for the RHA algorithm, where k is the number of iterations. The results of our experiments are summarized below:

- For sufficiently large values of k , the performance of RHA typically increases with l . For the sido0 data set, RHA achieves a similar performance for $l = 2$ and $l = 4$.
- The averaged SGD with uniform probabilities achieves a performance similar to RHA when $l = 1$, and is outperformed by RHA for $l = 2$ and $l = 4$.
- The performance of the averaged SGD with non-uniform probabilities typically ranges between that of RHA with $l = 1$ and $l = 4$.
- The comparative performance of SAG versus RHA depends on l , the data set and the number of iterations. For the sonar data set, SAG outperforms RHA for $l \in \{1, 2, 4\}$. For the madelon data set, the performance of SAG ranges between that of RHA with $l = 1$ and $l = 4$ for the number of iterations considered in Fig. 2. In the sido0 data set, the performance of SAG ranges between that of RHA with $l = 1$ and $l = 4$ for moderate values of k , while SAG outperforms RHA for large values of k and $l \in \{1, 2, 4\}$. Our experiments suggest that the relative performance of SAG versus RHA increases as k increases. This can be explained by the linear convergence of SAG.

4 Conclusion

We have described a novel approach based on randomizing the Hessian matrix with averaging to approximately solve the least-squares problem with n points in dimension d . The approach is a variant of SGD, and each iteration of the algorithm takes $O(d)$ time. In its basic version, the algorithm has $O(nd)$ pre-processing cost and achieves a convergence rate of $O(1/k)$ after k iterations, where the constant behind the O notation does not depend explicitly on the smallest eigenvalue of the Hessian matrix or on the residuals. When the Hessian matrix is positive definite, a restart version of the algorithm yields a convergence rate of $O(k^{-l})$ in $O(ld(n+k))$ time for arbitrary $l \geq 2$, where the constant behind the O notation depends on l and on the smallest eigenvalue of the Hessian matrix.

5 Acknowledgements

This work was achieved through the Laboratory of Excellence on Financial Regulation (Labex ReFi) under the reference ANR-10-LABX-0095.

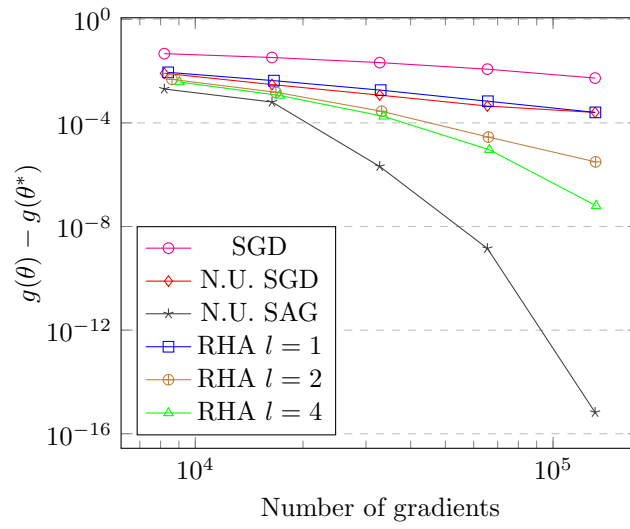


Figure 1: Convergence on sonar dataset

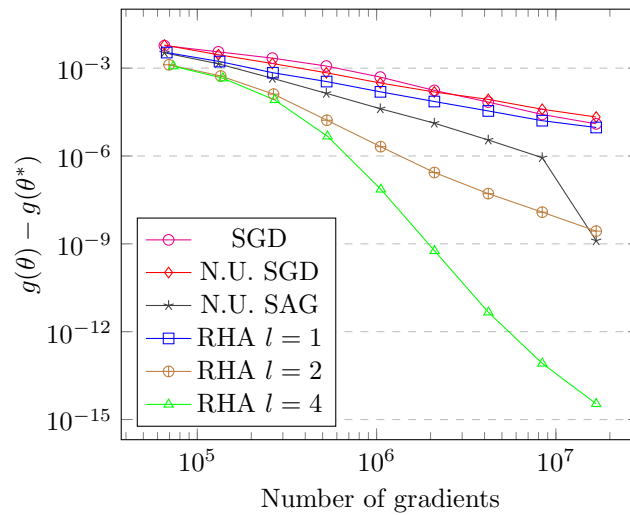


Figure 2: Convergence on madelon dataset

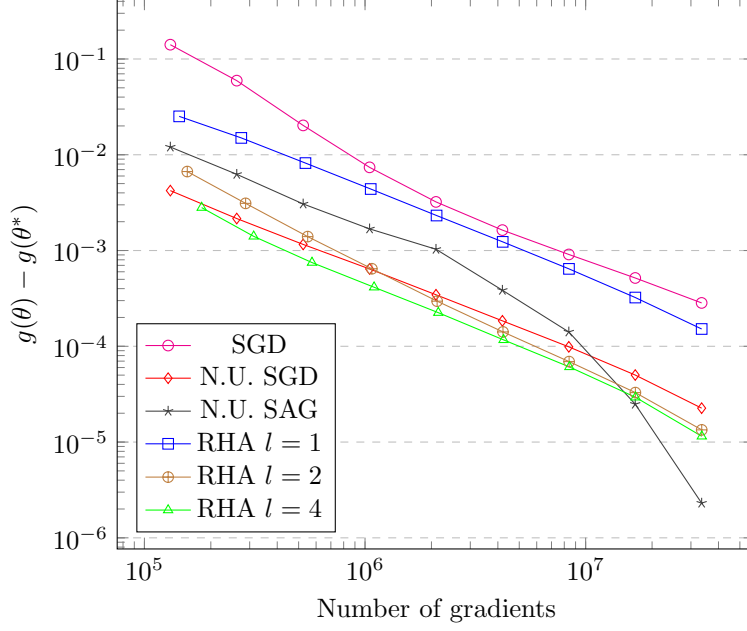


Figure 3: Convergence on sido0 dataset

A Proof of Theorem 2.1

As the sequence $(\theta_k - \theta_0) : k \geq 0$, satisfies a recursion of the same type as (2.2), it can be assumed without loss of generality that $\theta_0 = 0$. For $k \geq 0$, define the $d \times d$ random matrix $P_k = I - \alpha u_k u_k^T$, where I is the $d \times d$ identity matrix. Thus (2.2) can be rewritten as

$$\theta_{k+1} = P_k \theta_k + \alpha c. \quad (\text{A.1})$$

Note that $\text{tr}(H) = 1$ and

$$H\theta^* = c \quad (\text{A.2})$$

By (2.5), we have

$$E(P_k) = I - \alpha H. \quad (\text{A.3})$$

Define the sequence of d -dimensional column vectors $(\beta_k : k \geq 0)$ recursively as follows. Let $\beta_0 = \theta^*$ and, for $k \geq 0$, let

$$\beta_{k+1} = P_k \beta_k + \alpha c. \quad (\text{A.4})$$

Thus, $(\beta_k : k \geq 0)$ satisfies the same recursion as $(\theta_k : k \geq 0)$. It follows by induction from (A.1) and (A.4) that, for any $k \geq 0$, the vectors θ_k and β_k are square-integrable.

A.1 Bounding the bias

Lemma A.1. *For $k \geq 0$, we have*

$$E(\theta_k) = (I - (I - \alpha H)^k) \theta^* \quad (\text{A.5})$$

and

$$E(\beta_k) = \theta^*. \quad (\text{A.6})$$

Proof. By (A.1), θ_k is a deterministic function of $i(0), \dots, i(k-1)$, and so θ_k is independent of P_k . We prove (A.5) by induction on k . Clearly, (A.5) holds for $k = 0$. Assume that (A.5) holds for k . Thus,

$$\begin{aligned} E(\theta_{k+1}) &= E(P_k)E(\theta_k) + \alpha c \\ &= (I - \alpha H)(I - (I - \alpha H)^k) \theta^* + \alpha H \theta^* \\ &= (I - (I - \alpha H)^{k+1}) \theta^*, \end{aligned}$$

and so (A.5) holds for $k+1$. A similar inductive proof implies (A.6). \square

Lemma A.2. For $k \geq 1$,

$$E((\bar{\theta}_k - \theta^*)^T) H E(\bar{\theta}_k - \theta^*) \leq \frac{\|\theta^*\|^2}{\alpha k}.$$

Proof. By (A.5), for $0 \leq i \leq k-1$,

$$E((\theta_i - \theta^*)^T) H E(\theta_i - \theta^*) = \theta^{*T} (I - \alpha H)^{2i} H \theta^*.$$

As H is symmetric positive semidefinite, the quadratic function $x \mapsto x^T H x$ is convex over \mathbb{R}^d , and so

$$\begin{aligned} E((\bar{\theta}_k - \theta^*)^T) H E(\bar{\theta}_k - \theta^*) &\leq \frac{1}{k} \sum_{i=0}^{k-1} E((\theta_i - \theta^*)^T) H E(\theta_i - \theta^*) \\ &= \frac{1}{k} \sum_{i=0}^{k-1} \theta^{*T} (I - \alpha H)^{2i} H \theta^* \\ &\leq \frac{1}{k} \sum_{i=0}^{2k-2} \theta^{*T} (I - \alpha H)^i H \theta^* \\ &= \frac{1}{\alpha k} \theta^{*T} (I - (I - \alpha H)^{2k-1}) \theta^*. \end{aligned}$$

The third equation follows by observing that $(I - \alpha H)^i H$ is positive semidefinite since all eigenvalues of αH are between 0 and 1. The last equation follows from the identity

$$\sum_{i=0}^j (I - H')^i H' = I - (I - H')^{j+1}, \quad j \geq 0,$$

for any $d \times d$ matrix H' . As $(I - \alpha H)^{2k-1}$ is positive semidefinite, this completes the proof. \square

A.2 Bounding the variance

For $0 \leq j \leq k$, let $M_{j,k} = P_{k-1} P_{k-2} \cdots P_j$, with $M_{k,k} = I$, and let $M_k = M_{0,k}$.

Lemma A.3. For $k \geq 0$, we have

$$\alpha \sum_{j=0}^{k-1} E(M_j H M_j^T) \leq I.$$

Proof. For $j \geq 0$, we have $M_{j+1} = P_j M_j$. Since P_j is a symmetric matrix with eigenvalues between 0 and 1, the matrix $P_j - P_j^2$ is positive semidefinite, and so

$$\begin{aligned} M_{j+1}^T M_{j+1} &= M_j^T P_j^2 M_j \\ &\leq M_j^T P_j M_j. \end{aligned}$$

As P_j and M_j are independent and $E(P_j) = I - \alpha H$, this implies that

$$E(M_{j+1}^T M_{j+1} | M_j) \leq M_j^T (I - \alpha H) M_j.$$

By the tower law, we conclude that

$$\begin{aligned} E(M_{j+1}^T M_{j+1}) &\leq E(M_j^T (I - \alpha H) M_j) \\ &= E(M_j^T M_j) - \alpha E(M_j^T H M_j). \end{aligned}$$

As M_j and M_j^T have the same distribution, $E(M_j^T H M_j) = E(M_j H M_j^T)$, and so

$$\alpha E(M_j H M_j^T) = E(M_j^T M_j) - E(M_{j+1}^T M_{j+1}).$$

Summing over j concludes the proof. \square

Lemma A.4. For $k \geq 1$ and $j \geq 0$, we have

$$E(\|M_{k,k+j}(\beta_k - \theta^*)\|^2) = E(\|M_{k-1,k+j}(\beta_{k-1} - \theta^*)\|^2) + \alpha^2 E(\|M_{k,k+j}(H - u_{k-1} u_{k-1}^T) \theta^*\|^2).$$

Proof. By (A.2) and (A.4), we have $\beta_k = P_{k-1}\beta_{k-1} + \alpha H\theta^*$. Hence

$$\beta_k - \theta^* = P_{k-1}(\beta_{k-1} - \theta^*) + \alpha(H - u_{k-1}u_{k-1}^T)\theta^*.$$

As $M_{k,k+j}P_{k-1} = M_{k-1,k+j}$, it follows that

$$M_{k,k+j}(\beta_k - \theta^*) = M_{k-1,k+j}(\beta_{k-1} - \theta^*) + \alpha M_{k,k+j}(H - u_{k-1}u_{k-1}^T)\theta^*.$$

On the other hand, since β_{k-1} and $(u_i : i \geq k-1)$ are independent, it follows from (A.6) that

$$E((\beta_{k-1} - \theta^*)^T M_{k-1,k+j}^T M_{k,k+j}(H - u_{k-1}u_{k-1}^T)\theta^*) = 0.$$

We conclude the proof by observing that $E(\|X + Y\|^2) = E(\|X\|^2) + E(\|Y\|^2)$ for any square-integrable random d -dimensional column vectors X and Y with $E(X^T Y) = 0$. \square

Lemma A.5. For $k \geq 1$,

$$E(\|\beta_k - \theta^*\|^2) = \alpha^2 \theta^{*T} A_k \theta^*,$$

where $A_k = E(\sum_{j=0}^{k-1} (H - u_j u_j^T) M_j^T M_j (H - u_j u_j^T))$.

Proof. We prove by induction on j that, for $0 \leq j \leq k$,

$$E(\|\beta_k - \theta^*\|^2) = E(\|M_{k-j,k}(\beta_{k-j} - \theta^*)\|^2) + \alpha^2 \sum_{l=0}^{j-1} E(\|M_l(H - u_l u_l^T)\theta^*\|^2). \quad (\text{A.7})$$

(A.7) clearly holds when $j = 0$. Assume that (A.7) holds for j , with $0 \leq j \leq k-1$. By Lemma A.4,

$$E(\|M_{k-j,k}(\beta_{k-j} - \theta^*)\|^2) = E(\|M_{k-j-1,k}(\beta_{k-j-1} - \theta^*)\|^2) + \alpha^2 E(\|M_{k-j,k}(H - u_{k-j-1}u_{k-j-1}^T)\theta^*\|^2)$$

Since $M_{k-j,k}$ has the same distribution as M_j and is independent of u_{k-j-1} ,

$$E(\|M_{k-j,k}(H - u_{k-j-1}u_{k-j-1}^T)\theta^*\|^2) = E(\|M_j(H - u_j u_j^T)\theta^*\|^2).$$

Hence, by the induction hypothesis,

$$\begin{aligned} E(\|\beta_k - \theta^*\|^2) &= E(\|M_{k-j-1,k}(\beta_{k-j-1} - \theta^*)\|^2) + \alpha^2 E(\|M_j(H - u_j u_j^T)\theta^*\|^2) + \\ &\quad \alpha^2 \sum_{l=0}^{j-1} E(\|M_l(H - u_l u_l^T)\theta^*\|^2), \end{aligned}$$

and so (A.7) holds for $j+1$.

Applying (A.7) with $j = k$ implies that

$$\begin{aligned} E(\|\beta_k - \theta^*\|^2) &= \alpha^2 \sum_{l=0}^{k-1} E(\|M_l(H - u_l u_l^T)\theta^*\|^2) \\ &= \alpha^2 \theta^{*T} A_k \theta^*. \end{aligned}$$

\square

Lemma A.6. For $k \geq 0$, we have $E(\|\beta_k - \theta^*\|^2) \leq \alpha^2 d \|\theta^*\|^2$.

Proof. Assume without loss of generality that $k \geq 1$. As A_k is the expectation of a positive semidefinite matrix, it is positive semidefinite, and so $A_k \leq \text{tr}(A_k)I$. By Lemma A.5,

$$E(\|\beta_k - \theta^*\|^2) \leq \alpha^2 \text{tr}(A_k) \|\theta^*\|^2.$$

On the other hand,

$$\begin{aligned} \text{tr}(A_k) &= \sum_{j=0}^{k-1} E(\text{tr}((H - u_j u_j^T) M_j^T M_j (H - u_j u_j^T))) \\ &= \sum_{j=0}^{k-1} E(\text{tr}(M_j (H - u_j u_j^T) (H - u_j u_j^T) M_j^T)). \end{aligned}$$

By (2.5),

$$E((H - u_j u_j^T)(H - u_j u_j^T)) = H - H^2.$$

As u_j is independent of M_j , it follows that

$$\begin{aligned} \text{tr}(A_k) &= \sum_{j=0}^{k-1} E(\text{tr}(M_j(H - H^2)M_j^T)) \\ &\leq \sum_{j=0}^{k-1} E(\text{tr}(M_j H M_j^T)) \\ &\leq d. \end{aligned} \tag{A.8}$$

The second equation follows from the positive definiteness of $M_j(H - H^2)M_j^T$, and the last one from Lemma A.3. This completes the proof. \square

For any square-integrable d -dimensional random column vectors U and V , let

$$\text{rCov}(U, V) = E(U^T V) - E(U^T)E(V), \tag{A.9}$$

and $\text{Var}(U) = \text{rCov}(U, U)$. For any square-integrable d -dimensional random column vectors U , V and V' , any deterministic symmetric $d \times d$ matrix A , and any bounded $d \times d$ random matrix B independent of (U, V) , it can be shown that $\text{rCov}(U, V + V') = \text{rCov}(U, V) + \text{rCov}(U, V')$, and $\text{rCov}(AU, V) = \text{rCov}(U, AV)$, with $\text{rCov}(U, BV) = \text{rCov}(U, E(B)V)$ and $\text{Var}(U + V) \leq 2(\text{Var}(U) + \text{Var}(V))$. Furthermore, if A is positive semidefinite, then $\text{rCov}(U, AU) \geq 0$.

Lemma A.7. *For nonnegative integers k, j , we have*

$$\text{rCov}(H\theta_k, \theta_{k+j}) = \text{rCov}(H\theta_k, (I - \alpha H)^j \theta_k).$$

Proof. We show by induction on j that, for $j \geq 0$,

$$\theta_{k+j} = M_{k,k+j} \theta_k + \alpha \sum_{i=k+1}^{k+j} M_{i,k+j} c. \tag{A.10}$$

Clearly, (A.10) holds for $j = 0$. Assume now that (A.10) holds for j . Then

$$\begin{aligned} \theta_{k+j+1} &= P_{k+j} \theta_{k+j} + \alpha c \\ &= P_{k+j} (M_{k,k+j} \theta_k + \alpha \sum_{i=k+1}^{k+j} M_{i,k+j} c) + \alpha c \\ &= M_{k,k+j+1} \theta_k + \alpha \sum_{i=k+1}^{k+j} M_{i,k+j+1} c + c, \end{aligned}$$

and so (A.10) holds for $j+1$. As θ_k is independent of $M_{i,k+j}$, for $k \leq i \leq k+j$, it follows from (A.10) that

$$\begin{aligned} \text{rCov}(H\theta_k, \theta_{k+j}) &= \text{rCov}(H\theta_k, M_{k,k+j} \theta_k) \\ &= \text{rCov}(H\theta_k, E(M_{k,k+j}) \theta_k) \\ &= \text{rCov}(H\theta_k, (I - \alpha H)^j \theta_k). \end{aligned}$$

The last equation follows from (A.3). \square

Lemma A.8. *For $0 \leq i \leq k$, we have*

$$\sum_{j=i}^k \text{rCov}(H\theta_i, \theta_j) \leq 2(\alpha^{-1} + \alpha d) \|\theta^*\|^2.$$

Proof. By Lemma A.7,

$$\begin{aligned}
\sum_{j=i}^k \text{rCov}(H\theta_i, \theta_j) &= \sum_{j=i}^k \text{rCov}(H\theta_i, (I - \alpha H)^{j-i}\theta_i) \\
&= \sum_{j=i}^k \text{rCov}(\theta_i, H(I - \alpha H)^{j-i}\theta_i) \\
&= \alpha^{-1} \text{rCov}(\theta_i, (I - (I - \alpha H)^{k+1-i})\theta_i) \\
&\leq \alpha^{-1} \text{Var}(\theta_i).
\end{aligned}$$

The third equation follows from A.1, and the last one from the positive semidefiniteness of $(I - \alpha H)^{k+1-i}$. On the other hand,

$$\begin{aligned}
\text{Var}(\theta_i) &\leq 2(\text{Var}(\theta_i - \beta_i) + \text{Var}(\beta_i)) \\
&\leq 2(\|\theta^*\|^2 + \alpha^2 d \|\theta^*\|^2).
\end{aligned}$$

The second equation follows from the inequality $E(\|\theta_i - \beta_i\|^2) \leq \|\theta^*\|^2$, which follows by induction on i , and Lemma A.6. This completes the proof. \square

A.3 Combining bias and variance terms

By (2.4),

$$\begin{aligned}
E(g(\bar{\theta}_k)) - g(\theta^*) &= \frac{1}{2n} E(\|X(\bar{\theta}_k - \theta^*)\|^2) \\
&= \frac{\text{tr}(X^T X)}{2n} E((\bar{\theta}_k - \theta^*)^T H (\bar{\theta}_k - \theta^*)).
\end{aligned}$$

On the other hand, by (A.9),

$$\begin{aligned}
E((\bar{\theta}_k - \theta^*)^T H (\bar{\theta}_k - \theta^*)) &= E((\bar{\theta}_k - \theta^*)^T) H E(\bar{\theta}_k - \theta^*) + \text{rCov}(H(\bar{\theta}_k - \theta^*), \bar{\theta}_k - \theta^*) \\
&= E((\bar{\theta}_k - \theta^*)^T) H E(\bar{\theta}_k - \theta^*) + \text{rCov}(H\bar{\theta}_k, \bar{\theta}_k).
\end{aligned}$$

Because H is symmetric positive semidefinite,

$$\begin{aligned}
\text{rCov}(H\bar{\theta}_k, \bar{\theta}_k) &= \frac{1}{k^2} \left(\sum_{i=0}^{k-1} \text{rCov}(H\theta_i, \theta_i) + 2 \sum_{i=0}^{k-1} \sum_{j=i+1}^{k-1} \text{rCov}(H\theta_i, \theta_j) \right) \\
&\leq \frac{2}{k^2} \sum_{i=0}^{k-1} \sum_{j=i}^{k-1} \text{rCov}(H\theta_i, \theta_j) \\
&\leq \frac{4(\alpha^{-1} + \alpha d) \|\theta^*\|^2}{k}.
\end{aligned}$$

The last equation follows from Lemma A.8. Together with Lemma A.2, this implies that

$$E((\bar{\theta}_k - \theta^*)^T H (\bar{\theta}_k - \theta^*)) \leq \frac{(5\alpha^{-1} + 4\alpha d) \|\theta^*\|^2}{k},$$

which completes the proof.

B Proof of Theorem 2.2

As in the proof of Theorem 2.1, it is assumed without loss of generality that $\theta_0 = 0$. Using the same notation as in Lemma A.5, we have

$$E(\|\beta_k - \theta^*\|^2 | \theta^*) = \theta^{*T} A_k \theta^*.$$

Thus,

$$E(\|\beta_k - \theta^*\|^2) = E(\theta^{*T} A_k \theta^*).$$

As θ^* is drawn uniformly at random from $S(0, \rho)$, by symmetry, we have $E(\theta_i^{*2}) = \rho^2/d$ and $E(\theta_i^* \theta_j^*) = 0$ for $1 \leq i < j \leq d$. Hence,

$$\begin{aligned} E(\theta^{*T} A_k \theta^*) &= \sum_{i=1}^d \sum_{j=1}^d (A_k)_{i,j} E(\theta_i^* \theta_j^*) \\ &= \text{tr}(A_k) \rho^2 / d \\ &\leq \rho^2, \end{aligned}$$

where the last equation follows from (A.8). Hence, by Lemma A.5,

$$E(\|\beta_k - \theta^*\|^2) \leq \rho^2.$$

The remainder of the proof uses the same steps as the proof of Theorem 2.1.

References

- Bach, F. and Moulines, E. (2013). Non-strongly-convex smooth stochastic approximation with convergence rate $O(1/n)$, *Advances in neural information processing systems*, pp. 773–781.
- Bottou, L., Curtis, F. E. and Nocedal, J. (2018). Optimization methods for large-scale machine learning, *Siam Review* **60**(2): 223–311.
- Défossez, A. and Bach, F. (2015). Averaged least-mean-squares: Bias-variance trade-offs and optimal sampling distributions, *Artificial Intelligence and Statistics*, pp. 205–213.
- Devroye, L. (1986). *Non-Uniform Random Variate Generation*, Springer-Verlag, New-York.
- Dieuleveut, A. and Bach, F. (2016). Nonparametric stochastic approximation with large step-sizes, *The Annals of Statistics* **44**(4): 1363–1399.
- Dieuleveut, A., Flammarion, N. and Bach, F. (2017). Harder, better, faster, stronger convergence rates for least-squares regression, *The Journal of Machine Learning Research* **18**(101): 1–51.
- Frieze, A., Kannan, R. and Vempala, S. (2004). Fast Monte-Carlo algorithms for finding low-rank approximations, *Journal of the ACM (JACM)* **51**(6): 1025–1041.
- Frostig, R., Ge, R., Kakade, S. and Sidford, A. (2015). Un-regularizing: approximate proximal point and faster stochastic algorithms for empirical risk minimization, *International Conference on Machine Learning*, pp. 2540–2548.
- Golub, G. H. and Van Loan, C. F. (2013). *Matrix computations*, fourth edn, JHU Press, Baltimore.
- Jain, P., Kakade, S. M., Kidambi, R., Netrapalli, P. and Sidford, A. (2018). Parallelizing stochastic gradient descent for least squares regression: Mini-batching, averaging, and model misspecification, *Journal of Machine Learning Research* **18**(223): 1–42.
- Johnson, R. and Zhang, T. (2013). Accelerating stochastic gradient descent using predictive variance reduction, *Advances in neural information processing systems*, pp. 315–323.
- Kahalé, N. (2019). Efficient simulation of high dimensional gaussian vectors, *Mathematics of Operations Research* **44**(1): 58–73.
- Lan, G. and Zhou, Y. (2018). An optimal randomized incremental gradient method, *Mathematical programming* **171**(1-2): 167–215.
- Nemirovski, A., Juditsky, A., Lan, G. and Shapiro, A. (2009). Robust stochastic approximation approach to stochastic programming, *SIAM Journal on optimization* **19**(4): 1574–1609.
- Nitanda, A. (2014). Stochastic proximal gradient descent with acceleration techniques, *Advances in Neural Information Processing Systems*, pp. 1574–1582.
- Pilanci, M. and Wainwright, M. J. (2016). Iterative Hessian sketch: Fast and accurate solution approximation for constrained least-squares, *The Journal of Machine Learning Research* **17**(53): 1–38.

- Pillaud-Vivien, L., Rudi, A. and Bach, F. (2018). Statistical optimality of stochastic gradient descent on hard learning problems through multiple passes, *Advances in Neural Information Processing Systems*, pp. 8114–8124.
- Rokhlin, V. and Tygert, M. (2008). A fast randomized algorithm for overdetermined linear least-squares regression, *Proceedings of the National Academy of Sciences* **105**(36): 13212–13217.
- Schmidt, M., Le Roux, N. and Bach, F. (2017). Minimizing finite sums with the stochastic average gradient, *Mathematical Programming* **162**(1-2): 83–112.
- Scieur, D., dAspremont, A. and Bach, F. (2018). Regularized nonlinear acceleration, *Mathematical Programming* pp. 1–37.
- Shalev-Shwartz, S. and Zhang, T. (2013). Stochastic dual coordinate ascent methods for regularized loss minimization, *Journal of Machine Learning Research* **14**(Feb): 567–599.
- Shalev-Shwartz, S. and Zhang, T. (2014). Accelerated proximal stochastic dual coordinate ascent for regularized loss minimization, *International Conference on Machine Learning*, pp. 64–72.
- Strohmer, T. and Vershynin, R. (2009). A randomized Kaczmarz algorithm with exponential convergence, *Journal of Fourier Analysis and Applications* **15**(2): 262–278.