

Mechanisms for Outsourcing Computation via a Decentralized Market

Scott Eisele
Vanderbilt University

Taha Eghtesad
University of Houston

Nicholas Troutman
University of Houston

Aron Laszka
University of Houston

Abhishek Dubey
Vanderbilt University

Published in the proceedings of the 14th ACM International Conference on Distributed and Event Based Systems (DEBS 2020).

ABSTRACT

As the number of personal computing and IoT devices grows rapidly, so does the amount of computational power that is available at the edge. Since many of these devices are often idle, there is a vast amount of computational power that is currently untapped, and which could be used for outsourcing computation. Existing solutions for harnessing this power, such as volunteer computing (e.g., BOINC), are centralized platforms in which a single organization or company can control participation and pricing. By contrast, an open market of computational resources, where resource owners and resource users trade directly with each other, could lead to greater participation and more competitive pricing. To provide an open market, we introduce MODiCuM, a decentralized system for outsourcing computation. MODiCuM deters participants from misbehaving—which is a key problem in decentralized systems—by resolving disputes via dedicated mediators and by imposing enforceable fines. However, unlike other decentralized outsourcing solutions, MODiCuM minimizes computational overhead since it does not require global trust in mediation results. We provide analytical results proving that MODiCuM can deter misbehavior, and we evaluate the overhead of MODiCuM using experimental results based on an implementation of our platform.

CCS CONCEPTS

• **Computer systems organization** → *Redundancy*; • **Networks** → Network reliability.

KEYWORDS

computation outsourcing, decentralized market, blockchain, decentralized job scheduling, smart contract

1 INTRODUCTION

The number of computing devices—and thus computational power—available at the edge is growing rapidly; this trend is projected to continue in the future [22]. Many of these are end-user or IoT devices that are often idle since they were installed for a specific purpose, which they can serve without using their full computational power. Our goal is to harness these untapped computational resources by creating an open market for outsourcing computation to idle devices. Such a market would benefit device owners since they would receive payments for computation while incurring negligible costs. To illustrate, running an AWS Lambda instance

with 512MB of memory for 1-hour costs \$0.03, while the electrical cost of operating a BeagleBone Black¹ single-board computer with 512MB of memory for an hour is 100 times less. Thus, it is feasible that a computation service could be provided economically.

Prior efforts to leverage these underutilized resources include *volunteer computing* projects, such as BOINC [13] and CMS@Home [21], in which users donate the computational resources of their personal devices to be used for scientific computation. Volunteer computing suffers from two limitations that prevent it from broader utility. First, the resources made available by volunteer computing participants are only accessible to specific users and projects. Second, it relies on systems “volunteering” their time as it does not include incentives to provide reliable access to computational resources, leading to the problem of low participation [27].

Participation can be incentivized through the implementation of a competitive market, which facilitates the discovery and allocation of supply and demand for computational resources and tasks. The market must provide mechanisms to address misbehavior and resolve any disputes² between the participants. Such a market could be managed by a central organization, as many in the sharing economy are (e.g., Uber, Airbnb). A central organization could mediate disputes. However, a centralized system presents a clear target for attackers, can be a single point of failure, and without competition may charge exorbitant fees. An alternative is to create an open and decentralized market, where resource owners and resource users trade directly with each other, which could lead to greater participation, more competitive pricing, and improved reliability.

In distributed computing systems, faults and misbehavior have traditionally been addressed using consensus algorithms. Recently, distributed ledgers have emerged as a novel mechanism to provide consensus in decentralized public systems [33]. Smart contracts extend the capabilities of a distributed ledger by enabling “trustless” computation on the stored data. In theory, smart contract implementations, such as the one found in Ethereum [32, 34], could be used for outsourcing complex computations. However, since the computation is replicated on thousands of nodes, it becomes costly. To reduce costs, complex computations must be executed off-chain and only result aggregation, validation, and record keeping should be kept on the chain (see [24] for example).

Prior efforts to construct outsourced computation markets using distributed ledgers include FogCoin [3], TrueBit [31], Golem [5], and iExec [6]. Unfortunately, these existing solutions have varying

¹<https://github.com/beagleboard/beaglebone-black/wiki/System-Reference-Manual>

²Disputes are disagreement between the parties about the correctness of the job execution. They may arise due to a fault or malicious behavior.

degrees of inefficiency due to extensive verification of the correctness of the computation performed. There have been some efforts to ameliorate this situation. For example, TrueBit performs computation using a typical computer and relies on the distributed ledger only to complete disputed instructions; however, this approach is still quite inefficient. We discuss these existing solutions and their drawbacks in detail in Section 2.

Contributions: The key problem in implementing a decentralized market is the *efficient* resolution of disputes, which includes determining if the results of outsourced jobs are correct and if resource providers should receive their payments for the jobs. This paper introduces *Mechanisms for Outsourcing via a Decentralized Computation Market* (MODiCuM), a distributed-ledger based platform for decentralized computation outsourcing. In contrast to other distributed-ledger based solutions (mentioned above), our approach retains computational efficiency by minimizing the amount of resources spent on verification through three ideas. First, it relies on *partially trusted mediators* for settling disputes instead of trying to establish a global consensus on the results of outsourced computation, which would require extensive duplication of computation. Second, it *verifies random subsets* of results, which keeps verification costs low while supporting a wide range of jobs. Third, it deters misbehavior through *rewards and fines*, which are enforced by a distributed-ledger based smart contract. As a result, MODiCuM does not prevent cheating and misuse, but it deters rational agents from misbehavior. The specific contributions of this paper are as follows:

- (1) We introduce a smart contract-based protocol and a platform architecture for incentivizing the participation of job creators, resource providers, and mediators.
- (2) We present an analysis of the protocol by modeling the exchange of resources as a game, and show how we can select the values of various parameters (fines, deposits, and rewards), ensuring that honest participants will not lose, and the advantage of dishonest participants is bounded.
- (3) We provide a proof-of-concept implementation of the protocol, built on top of Ethereum. Through comparison against AWS lambda we determine that due to the transaction costs currently associated with the main Ethereum blockchain, our implementation is currently suited only for very long running jobs. However, any improvements to Ethereum will benefit our platform. Additionally, our protocol is not limited to the use of a specific platform. Any platform that supports smart contract functionality can be utilized.

Outline: We begin by discussing related work in Section 2. Then, we introduce MODiCuM in Sections 3 and 4. We analyze the protocol in Section 5. In Section 6, we describe an implementation of our platform and provide experimental results on its performance. Finally, in Section 7, we present concluding remarks. Implementation is available at [8], and proofs and detailed specification can be found in the appendices.

2 RELATED WORK

In [20], the authors determine that for verifying outsourced computation the cryptographic approach is not practical and should instead use repeated executions. The computations however should

not be duplicated more than twice. Their strategy is simple: outsource to two providers and compare results. The key challenge then is to prevent collusion. They propose *sabotaging collusion with smart contracts*. Essentially, they hold the providers accountable using security deposits and a smart contract. They also assume that if two providers intend to collude, the providers also use a smart contract to hold each other accountable. To counter this, the authors propose a third contract that states that the first provider who betrays the other, showing the colluder's contract as proof, is granted immunity and will receive a reward. In their work, they have not yet considered the scenario when the client may be an adversary. They also do not address the case when the contractors do not need a contract to trust each other.

The authors of [15] consider a case where there is a trusted third party that would be responsible for verifying a critical computation, except that it becomes a bottleneck for the rest of the system. It instead becomes a boss and outsources the verification task. To incentivize participation, the boss offers a reward, and to discourage misbehavior the boss requires a security deposit to enable it to enforce fines. The two verification strategies they consider are random double-checking by the boss and hiring multiple contractors to perform a job and comparing results. The authors do not consider the case when the boss is malicious or attempts to avoid paying out the rewards promised. They also do not discuss practical issues such as what if the contractors never return a result.

The verification protocol [23] in Golem assumes that tasks are stateless and can be subdivided into sub-tasks, and it spot-checks some subset of those tasks. An example of this type of task is image rendering, which is their initial use case. They claim that they will also support other computational tasks, such as machine learning; however, their verification strategy is not guaranteed to suit such tasks. Their second, more recent protocol [11] executes each computation twice and compares the results using a globally trusted oracle that compares the two results. If there is a difference, they request an additional provider to break the tie. They do not mention collusion, which could easily break their verification protocol. Additionally, they suggest that reputation could be used to reduce the required number of repeated executions; however, the authors do not provide any discussion.

In iExec [19], the number of repeated executions required for verification is determined by a confidence threshold. After a result is computed, the pool scheduler checks if the results submitted achieve the desired level of confidence using Sarmenta's voting [29]. The workers register themselves to a scheduler that they choose to trust. If the scheduler breaks trust, the worker can leave to a competing pool. iExec checks tasks for non-determinism before allowing them to be deployed in the network. It does this by executing the task many times. This has the drawback that the task must take no inputs; otherwise, all execution paths would need to be tested.

In TrueBit [31], verification is provided via Verifiers, which duplicate the computation based on an incentive structure that rewards them for finding errors, and errors are intentionally injected into the system occasionally to guarantee benefits for verification. When a Verifier finds an error, it challenges the resource to a game where they compare the machine state at various points during the execution, in a manner similar to binary search. Once the step where the two solutions deviate is found, the machine state is submitted to a

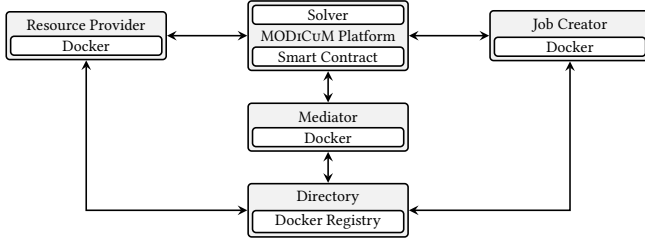


Figure 1: MODiCuM architecture. For ease of presentation, only one instance of Resource Provider, Job Creator, Mediator, Directory, and Solver is shown.

mediator. Rather than using a single entity as a trusted mediator, TrueBit implements the mediation as an Ethereum smart contract which implements a virtual machine. The TrueBit virtual machine executes that specific step and determines which agent is at fault. The authors recognize that even though TrueBit can theoretically process arbitrarily complex tasks, in practice the verification game is inefficient for complex tasks.

In each of these prior works, the authors assume that results must be globally accepted or have universal validity. In [31], the authors mention that using a trusted mediator is an option for resolving disputes regarding whether a task was done correctly, but such a solution is unacceptable because it does not provide universal validity. We argue however that many tasks—perhaps even the majority—do not require universal validity. For such tasks, only the agent who requested the execution of the task must be convinced of the validity of the result, which means that the systems proposed by prior work incur significant and unnecessary computational overhead for such tasks. Prior works also do not address the possibility that the job creator itself could manipulate the system by providing tasks that have non-deterministic or environment-dependent results.

3 MODICUM ARCHITECTURE

MODiCuM enables the allocation and execution of computational tasks on distributed resources that may be dishonest and may enter or exit the platform at any time. Conceptually, this requires resource management, i.e., the allocation of resources to maximize utility. We also need a service for managing job requests, which include both the job specification and the data products related to a job. Finally, we need a service that manages the market, which includes matching jobs to available resources, tracking the provenance of job products, accounting, and handling failures. Due to the decentralization of the system, *job creators* (JC) and *resource providers* (RP) can have their own strategies; however, the market must operate as a singleton.

To satisfy all of these requirements, we develop an architecture that consists of a distributed-ledger based *Smart Contract*, storage services (*Directory*), allocation services (*Solver*), *Resource Providers*, *Job Creators*, and *Mediators*. These components and actors are shown in Figure 1 and described in the following subsections. We start by describing first what a job is in MODiCuM.

3.1 MODiCuM Jobs

A job is a computing task that takes inputs and produces outputs. The jobs MODiCuM is designed to support are limited to deterministic, batch jobs that are not time critical, and are isolated, meaning they receive no information that allows them to discern which agent (RP, M) is executing them. We discuss the importance of our limitations in Section 4.4. Further the confidentiality of the job cannot be guaranteed since the computation is outsourced to any capable participant. It is essential that jobs can be executed independently of the host configuration. The state-of-the-art approach for achieving this is to use a container technology [18]. Consequently, we use Docker [25] images to package the jobs in our implementation. Docker containers provide an easy-to-use way of measuring and limiting resource consumption and securely running a process by separating the job from the underlying infrastructure. To avoid downloading a full image for every job execution, we support Docker layers. To execute an instance of a job, a base layer (i.e., OS or framework), an execution layer with job specific code, and a data layer are required. The base layer can be downloaded a priori, and the other layers are downloaded after a match. If the execution layer has already been downloaded, then only the new data layer is required. The job requirements, including the required resources, are specified in the offers that the agents make. These requirements are used by the resource provider to set the Docker container's resource constraints at runtime.

The cost of running a job depends on the amount of resources that the job uses. The resources we consider for feasibility are instruction count (computes from CPU speed and time on CPU), disk storage, memory, and bandwidth for downloading the job. The resources we use to compute the price are the instruction count and bandwidth used as reported by the RP where each is multiplied by the RP's asking price. Thus, the price of the job is calculated as follows:

$$\pi_c = \text{result.instructionCount} \cdot \text{resourceOffer.instructionPrice} + \text{result.bandwidthUsage} \cdot \text{resourceOffer.bandwidthPrice} \quad (1)$$

Note that it is often difficult to estimate resource requirements precisely. Repeated executions of the same job result in approximately the same resource usage, but not exactly the same. Therefore, when constructing an offer, the JC must add margins to the estimated resource requirements. The upper limit of resource requirements should be set considering the maximum amount of resources that the JC is willing to pay for to account for the expected variance. If the JC did not provide this leeway, jobs would often exceed their resource allotments, forcing the JC to often pay for the execution of failed jobs.

3.2 MODiCuM Actors

3.2.1 Resource Provider and Job Creator. *Job Creators* (JC) have jobs to outsource and are willing to pay for computational resources. *Resource Providers* (RP) have available resources and are willing to let Job Creators use their hardware and electricity in exchange for monetary compensation. JCs post offers to the market specifying the jobs, quantities of resources required, deadlines for execution, required Docker base layers, computation architecture, and unit bid prices for resources; while RPs post offers specifying available

resources, Docker base layers, computation architecture, and unit ask prices for resources. To prevent the JC and RP from cheating, they are required to include security deposits (see Eq. (2)) in the offers submitted to the platform. We provide more details on the costs and deposits later in Section 5. JCs and RPs also specify trusted Directories and Mediators, which we describe below.

A JC has multiple strategies for verifying the correctness of the results returned by an RP. Any reasonable verification strategy must cost less than what it would cost to simply execute the job. A straightforward verification strategy is to re-execute a random subset of jobs and compare the results with those provided by the RP. As long as the number of verified jobs is low enough, this strategy is viable. If the JC cannot execute the job itself, then it can post duplicate job offers instead and compare the results provided by different RPs. For some jobs, there exist verification algorithms that cost significantly less than execution, and so the JC may be able to verify every job. However, this requires the JC to implement an efficient algorithm for verification, which might be challenging.

3.2.2 Directory. *Directories* are network storage services that are available to both JCs and RPs for transferring jobs and job results. Directories are partially trusted by the actors, which means that actors (RPs and JCs) choose to trust certain Directories, but these are not necessarily trusted by the platform or by other RPs or JCs. Directories are paid by the JC and RP for making its services available for the duration of a job.

3.2.3 Solver. Matching a JC offer, and an RP offer requires computations that cannot be executed on a smart contract which has limited computation capabilities. Therefore, we extend the concept of hybrid solvers introduced in [24] and include *Solvers* in MODiCuM. A Solver can be a standalone service, or it may be implemented by another actor (e.g., RPs and JCs may act as Solvers for their own offers). Unlike the smart contract, Solvers are not running on a trustworthy platform; hence, the contract has to check the feasibility of matches that the Solvers provide which is significantly easier computationally than finding matches. Solvers receive a fixed payment, set by the platform and paid by the JC and RP, for finding a match that is accepted by the platform.

3.2.4 Mediator. When there is a disagreement between a JC and an RP on the correctness of a job description or a job result (e.g., the RP claims that a job result is correct, while the JC claims that it is incorrect), a partially trusted *Mediator* decides who is at fault or “cheating.” A Mediator is capable of executing the job in the same way as the RP, but it can be more expensive since it is expected to provide a more reliable service and to maintain its reputation in the ecosystem. Each Mediator sets a price which it is paid by the JC and RP for making its services available for the duration of a job. In case of mediation it is additionally compensated for the computations it executes.

3.2.5 Smart Contract. The *Smart Contract* (SC) is the cornerstone of our framework. Most communication in MODiCuM is effectuated through function calls to the SC and through events emitted³ by the

³Emitted events in platforms such as Ethereum are recorded to the transaction logs of the ledger, which can be accessed by interested agents via polling. We use the word *emit* because that is word used for this functionality in Solidity, which we use for our proof-of-concept implementation.

SC. The SC is deployed and executed on a trustworthy decentralized platform, like the Ethereum blockchain [34], which enables it to enforce the rules of the MODiCuM protocol described in the next section. It also enables actors to make financial deposits and to withdraw funds on conditions set by the SC. The functions provided by the smart contract can be found in Appendix D.

4 MODICUM PROTOCOL

In this section, we discuss the operation protocol, possible misbehavior, the concept of mediation, and various faults that can occur and how they can be handled. Fig. 2a shows a possible activity sequence from registration to completion of a job. Fig. 2b represents the state of a job from the perspective of the smart contract.

4.1 Registration and Posting Offers

First, RPs and JCs register themselves with MODiCuM (Fig. 2a: `registerResourceProvider`, `registerJobCreator`). Note that RPs and JCs need to register only once, and then they can make any number of offers. If an RP is interested in accepting jobs, it will send a resource offer to the platform (Figs. 2a and 2b: `postResOffer`). On the other side, a JC first creates a job and uploads the job to a Directory that it trusts and can use (Fig. 2a: `uploadJob`). Then, it posts a job offer (Figs. 2a and 2b: `postJobOffer`).

Note that any time before the offers are matched, RPs and JCs can cancel their offers. Cancellation can be due to unscheduled maintenance, or because their offers have not been matched for a long time and they wish to adjust their offer (e.g., increase maximum price) by cancelling the previous offer (Figs. 2a and 2b: `cancelJobOffer` and `cancelResOffer`) and posting a new one. Once matched, cancellation is no longer permitted.

4.2 Matching Offers

After receiving offers, the smart contract notifies the Solvers by emitting events (Figs. 2a and 2b: `JobOfferPosted`, `ResourceOfferPosted`). The Solvers then try to match new offers to previously unmatched offers or store them so they can be matched later if no matching candidate is available. When a match is found by a Solver, the Solver posts the match consisting of the resource offer, job offer, and the Mediator to the smart contract (Figs. 2a and 2b: `postMatch`). The smart contract checks that the submitted match is feasible, and if it is, then it records it and notifies both the JC and RP that their offers have been matched (Figs. 2a and 2b: `Matched`). Note that for a match to be feasible the resources specified in the RP offer must satisfy the requirements of the job specified by the JC offer. Additionally, they should have a common architecture, trusted mediator, and directory. The full feasibility specification can be found in Appendix A.1. With the `Matched` event, the contract pays the Solver the amount RP and JC specified as the matching incentive.

4.3 Execution by RP and Result Verification by the JC

After receiving notification of a match, the RP downloads the job from the Directory (Fig. 2a: `getJobImage`) and runs the job. While running the job, RP measures resource usage. Finally, when the job is done, it uploads results to the Directory (Fig. 2a: `uploadResult`)

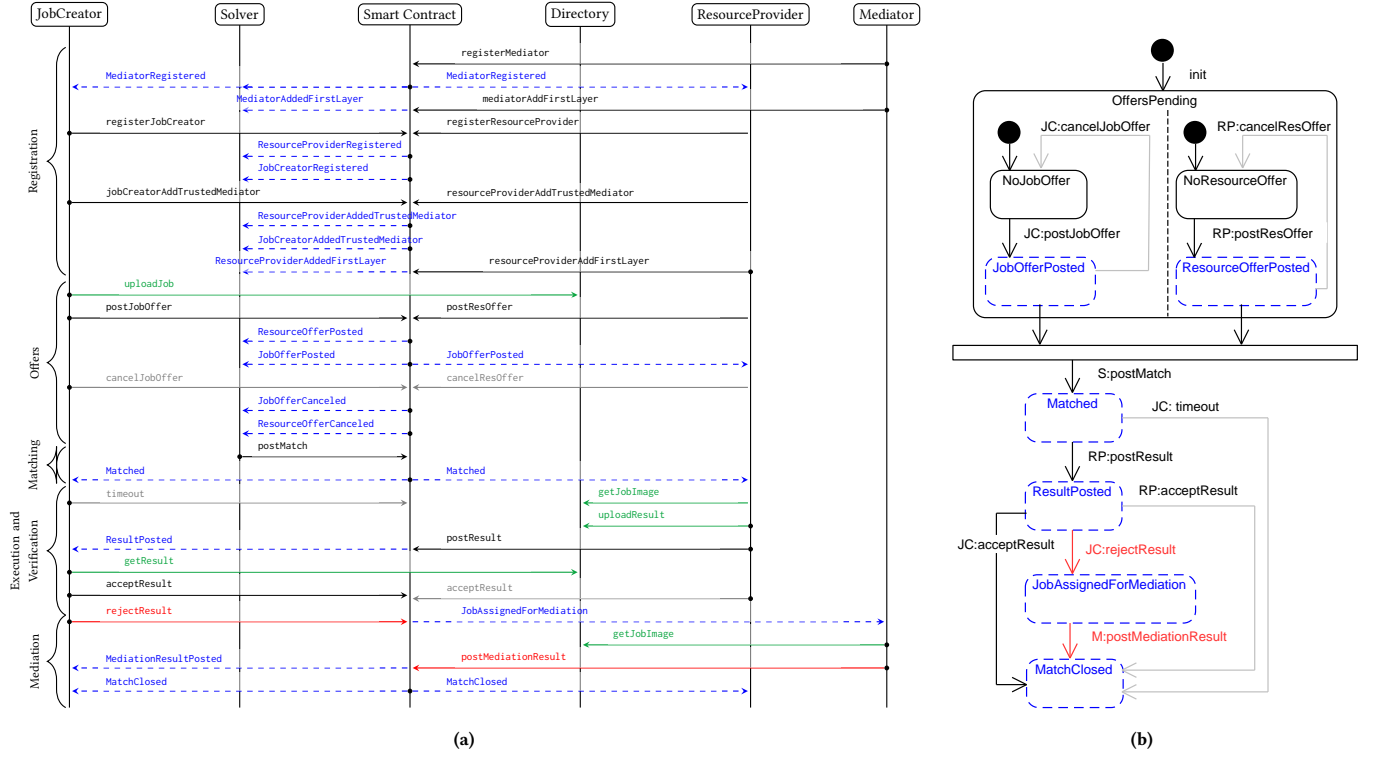


Figure 2: (a) Sequence diagram showing the outsourcing of a single job. Black arrows are function calls to the smart contract. Blue dashed lines are events emitted by the smart contract. Gray lines are optional function calls. Red lines are optional calls that are required in case of disagreement between RP and JC. Green lines are off-chain communication. Note that events are broadcast, and visible to all agents that can interact with the contract. (b) States of job in MODiCuM. Function calls to the smart contract are prefixed by the actors that make the calls.

and reports the status of the job and resource usage measurements to the smart contract (Figs. 2a and 2b: `postResult`). The status of the job is the state which the job execution finished. Some possible termination states include `Completed` or `MemoryExceeded`. The full list of status codes can be found in Appendix B.3 and we will discuss some of them in Section 4.4.

After receiving the notification that the result has been posted (Figs. 2a and 2b: `ResultPosted`) the JC downloads the result (Fig. 2a: `getResult`) and decides whether to verify it or not. It then accepts, ignores, or rejects the result. If the JC accepts the result (Figs. 2a and 2b: `acceptResult`) the contract returns deposits, pays the RP and Mediator, and closes the match (Fig. 2b: `MatchClosed`).

If the JC ignores the result, then after some time, the window for the JC to react closes and the RP is permitted to accept the result (Fig. 2b: `RP:acceptResult`) resulting in the match closing (Fig. 2b: `MatchClosed`). If the JC disagrees with the result, it rejects the result (Figs. 2a and 2b: `rejectResult`) with a reason code such as `WrongResults` or `ResultNotFound`; then, mediation follows (Figs. 2a and 2b: `JobAssignedForMediation`).

4.4 Faults and Mediation

There are essentially two types of faults that can occur in the system: (1) Connectivity: this can occur for the JC, RP, and the Mediator

when they try to communicate with the Directory or the smart contract. Note that the JC, RP, and Mediator do not talk directly (see Fig. 1). Solver connectivity faults are not a concern since it only interacts with the smart contract and the failure of a Solver implies that Solver does not submit a solution, but others may. Hence, we only worry about the connectivity to smart contract and the directory. (2) Data (job input and results of execution): it can be malformed, return an exception when executed, not be available on the Directory, be verifiably incorrect, etc.

First, we discuss the connectivity with the smart contract. If the RP cannot communicate with the smart contract, it may not receive a notification that it has been matched and it is also unable to call `postResult`. These are both addressed by the JC having a timeout. If the JC calls `timeout` (see Figs. 2a and 2b) and the required waiting period has elapsed, then the smart contract pays the JC the estimated value of the job from the RPs deposit and returns the remainder. The timeout also addresses when the JC misses the `ResultPosted` message sent by the RP, since if the misses the message, it will attempt to timeout, which will fail because the result was posted, and then it will fetch the result. Smart contract connectivity failure also means that the JC cannot send `acceptResult` and that the RP never receives a notification that the JC accepted. This is addressed by allowing the RP to bypass the JC and call

acceptResult if the platform specified duration for the JC to respond has elapsed. Connectivity failure also means that the JC and the RP may not receive the MediationResultPosted message. In this case, they may respond by removing that Mediator from their trusted list; and if the result eventually arrives, they can re-add the Mediator. This also addresses when the Mediator does not get the mediation request or cannot post the mediation result. In this case, mediation is considered to have failed; to release the security deposits, we enforce a timeout via the smart contract. In the event of this timeout, we instead pay the RP half of the JC's job estimate and return the remainder of the deposits. Obviously, the Mediator does not get paid since mediation failed.

Now, we discuss connectivity with the Directory. If a JC cannot connect to the Directory to submit a job, it simply tries to upload to another Directory it trusts. If it cannot connect to retrieve a result then the JC must either pay the RP or request mediation with the DirectoryUnavailable status. To verify the JC claim, the Mediator queries the Directory for its uptime. If the Directory reports that it was available for the entire job duration, then the Mediator assigns fault to the JC; otherwise, it assigns fault to the Directory. If the JC does not agree, it may remove the Directory and/or the Mediator from its trusted lists. Similarly, if the RP cannot connect to the Directory, either to fetch the job or upload the results, then it posts a result with the DirectoryUnavailable status. If the JC does not agree that the Directory is unavailable, then it requests mediation which proceeds as above with the RP rather than the JC. If the Mediator sends a mediation result of DirectoryUnavailable then the RP and JC may choose to remove the Directory, Mediator, or both from their trusted list.

Finally, we discuss the data faults. The data faults that the RP can detect and the corresponding result status are: 1) no job on the Directory (JobNotFound), 2) a job description error (JobDescriptionError), 3) excessive resource consumption (ResourceExceeded), and 4) an execution exception during execution (ExceptionOccurred). The JC can request mediation if it disagrees with a claim of any of these faults, in addition to detecting no result on the Directory, or that the result is incorrect. Finally, the JC can request mediation if, after verification, the JC suspects that the resource usage claimed by the RP is too high. This could occur since the resource variation should be small, but the JC may have set a high resource limit to ensure the job completes.

If the JC requests mediation claiming there is a data fault, then the Mediator attempts to replicate the steps taken by the RP, with the distinction being that it re-executes the job n times (see Section 5.1, it is defined as a parameter of the smart contract), and compares its results with the RP's results. In two cases, the JC will be at fault: (1) All of the Mediator's results and RP's result are the same, which means that the RP has executed the job correctly. (2) The Mediator gets two different results when running the job, which means that JC has submitted a non-deterministic job. Otherwise, the Mediator assumes that the RP has submitted a wrong result. Another case is when the JC claims that the result is not on the Directory. In that instance, the Mediator attempts to retrieve the result from the Directory. If it cannot it faults the RP, if it can it faults the JC. If either agent disagrees it may remove that Directory, Mediator, or both from its trusted list.

The Mediator submits the verdict to the smart contract (Figs. 2a and 2b: postMediationResult), and the smart contract claims the security deposit. Of the deposit, *the actual job price* is used to compensate the damaged party for its losses, and π_m (which is the job price times the number of repeated executions n) goes to the Mediator to cover its mediation costs. In addition, Mediators always receive π_a as payment for making their service available. They receive this when a job is closed (Figs. 2a and 2b: MatchClosed).

For this mediation approach to work, the RP must not allow jobs to access any extra information (e.g., physical location, time) beyond what is in its description and Docker image. Otherwise, a job could determine where it is running (e.g., via connecting to a remote server), so the JC could create a job that would always produce different results on the RP and on the Mediator. For such a job, the Mediator would always incorrectly blame and punish the RP. This is why the platform requires that jobs be (1) deterministic and punishes the JC if non-determinism is detected (otherwise, we could not use repeated executions to verify) and (2) batch (otherwise, the jobs could not be isolated). The deterministic restriction specifically requires that the Mediator gets the same result as the RP. This means that in practice non-deterministic jobs could be sent by the JC as long as the RP records the non-deterministic values instantiated on the RP (which are not part of the input posted on the Directory) as part of its result for use in verification. Some examples of jobs that could be computed in such environment are machine learning tasks, or jobs that are similar to volunteer computing tasks, such as protein folding. Essentially, any batch data processing task is feasible.

4.4.1 Collusion. A part of the challenge in designing a fair system is the problem of collusion. We enumerate all possible two-party collusions and discuss their objectives and how MODiCuM addresses them. We do not consider more than two party collusions explicitly because they are indistinguishable from two-party collusions for the non-colluding agents in MODiCuM.

- **Job Creator and Solver:** Since offers are public and any participant can act as a solver, the collusion between JCs and solvers is inevitable. The goal of this collusion is to match a JC's offers to the resource offers with the lowest unit price. This means that the RP with the lowest-price offer will be matched first. This collusion does not harm the system because every resource offer includes a minimum reservation price; thus, a JC cannot force an RP to perform computation for less than what the RP voluntarily accepts. This collusion is desirable because it provides solver resilience to the system due to the incentive for JCs to form this collusion.
- **Job Creator and Mediator:** Both JC and Mediator can benefit from this collusion by taking the RP's security deposit and splitting it between them, while the JC can also benefit by having its jobs executed without paying. This can be achieved by the JC requesting mediation on a correct result and the Mediator ruling in favor of the JC. To an honest RP, this collusion will appear as a faulty Directory, faulty Mediator, or non-deterministic job, though it can eliminate the last by repeating the job execution. The RP removes the Mediator and Directory from its trusted list. Thus, a mediator can launch this attack only once per RP.

- *Job Creator and Directory*: This collusion is similar to the one between the JC and Mediator. JC and Directory can collude in multiple ways. For example, the Directory manipulates the job so that the RP will return `JobDescriptionError` result status. Then, JC will request mediation, the Directory will provide the correct job to the Mediator, and the Mediator will rule in favor of JC. Since the RP cannot distinguish this collusion from the one between a JC and mediator, as a response, the RP removes the Mediator and Directory from its trusted list. Thus, a Directory can launch this attack only once per RP.
- *Job Creator and Resource Provider*: There is no possible benefit from this collusion.
- *Resource Provider and Solver*: The goal of this collusion is the same as for the collusion between JC and Solver, and its impact and mitigation are also the same. This collusion is desirable for the same reason as well.
- *Resource Provider and Mediator*: RP and Mediator can both benefit from this collusion by taking the JC's security deposit and splitting it between them; while the RP can also benefit by receiving payment for a job without actually executing it. This can be achieved by the RP returning any job result, which the JC might verify and request to be mediated, upon which Mediator will rule in favor of the RP. This collusion is mitigated in the same way as the collusion between JC and Mediator, except that the roles of JC and RP are reversed.
- *Resource Provider and Directory*: The goal of this collusion is the same as the RP and Mediator collusion, and it can be achieved and handled in a similar manner as the JC and Directory collusion. To an honest JC, collusion will appear as a faulty or colluding Directory. As a response, the JC removes the Mediator and Directory from its trusted list. Thus, a Directory can launch this attack only once per JC.
- *Directory and Solver*: There is no benefit from this collusion.
- *Directory and Mediator*: This collusion aims to ensure that the JC will request Mediation by manipulating data or availability, and then splitting the payment for Mediation. Depending on the Directory's manipulation and the Mediator's ruling, either the JC or RP will respond in the same way as if the RP or JC were colluding with the Directory or Mediator.
- *Mediator and Solver*: The goal in this case is for the solver to prioritize trades that include the Mediator, and further prioritize JCs and RPs with a history of requiring mediation. This could result in unfairness, i.e., some jobs may never get matched. However, this is not a real concern since the JC and RP can act as solvers and match their own offers.

From exploring the possible scenarios, we conclude that the JC and RP could be cheated once by a Mediator or a Directory; however, the faulty agent will be removed from the trusted list afterwards. Since the business model for Mediators and Directories is attracting RPs and JCs who trust and pay them for their services, they have strong incentives to build a positive reputation in the ecosystem. Thus, we assume they will behave honestly. The formal proof for this conjecture will be provided in future work.

Table 1: MODiCuM Parameters and System Constraints

MODiCuM Smart Contract (SC)	
θ	penalty rate set by the contract
d	deposit by JC and RP for collateral before transaction occurs
d_{min}	minimum security deposit
g_m	cost of requesting mediation
g_r	cost for an RP to participate; includes the costs of submitting the offer and the results, as well as partial payment to the Solver for a match accepted by the smart contract
g_j	cost for a JC to participate; includes the costs of submitting the job offer, as well as partial payment to the Solver for a match accepted by the smart contract
π_d	payout to wronged party when <i>deception</i> is detected
n	number of times Mediator executes a disputed job
Mediator (M) and Directory (D)	
π_m	payout to the <i>Mediator</i> when it is invoked
π_a	payout to the Mediator and Directory for being <i>available</i> for the duration of the job, which also covers the Solver match payment
Job Creator (JC)	
p_v	probability that JC verifies a job result (verification rate)
p_a	probability that a correct execution of a non-deterministic job returns a "normal" result for which the JC will not request mediation (functionally, this is an indicator of how honest the JC is)
π_c	payment from JC to RP for successfully <i>completing</i> a computation
b	JC's benefit for finished job minus cost of submitting job
c_v	JC's cost to verify a job result
Resource Provider (RP)	
π_r	payout that <i>resource</i> provider asks for completing the job
p_e	probability that RP intentionally <i>executes</i> the job correctly ($1 - p_e$ is the probability of cheating)
c_e	<i>execution</i> cost for RP to compute job
c_d	computational cost for RP to <i>deceive</i> and create wrong answer
System Constraints	
1	$b > \pi_c + \pi_a + g_j$ for honest JC
2	$\theta \geq 0$ the penalty rate cannot be negative
3	$n > 0$ else the mediator does not re-execute the job
4	$c_e > c_d > 0$ else the RP never has incentive to cheat
5	$\hat{\pi}_c \geq \pi_c \geq \pi_r > c_e$; if $c_e \geq \pi_r$, the RP will abort the job; and if $\pi_r > \hat{\pi}_c$, then that job and resource offer match is disallowed by the contract
6	$d \geq d_{min}$

5 ANALYZING PARTICIPANT BEHAVIOR AND UTILITIES

In this section, we formulate the agents' actions as a game and solve for strategies that result in a Nash equilibrium. We also show that platform parameters can be set so that a rational JC will follow the protocol with, at least, some minimum probability. The extensive-form representation of the game (shown in Fig. 3) is explained below.

5.1 Game-Theoretic Model

To understand the game, we first introduce a set of parameters in Table 1. Parameters denoted by p are probabilities, π are payouts, c are costs incurred by agents, and g are the costs for interacting with the platform. Many parameters have constraints on the valid values that they can take and on their relationships with other parameters.

Now, we consider the JC's choices. The JC has a job to outsource, whose execution provides a constant benefit b upon receiving the correct job result. The JC is willing to pay a job specific price, up to $\hat{\pi}_c$, which is appropriate for the resources required to have the result computed. The JC is able to verify if the job result is correct, but it incurs verification cost c_v by doing so. In order to mitigate this cost, the JC may choose to verify the result with some probability p_v , trading confidence for lower costs.

However, a dishonest JC can design non-deterministic jobs and we assume that the JC can always recover the correct result from any output⁴. The goal of the JC in designing a non-deterministic job is to get the correct output without having to pay the RP. It can accomplish this if it requests mediation, and when it does, the mediator concludes that the result returned by the RP is incorrect. Thus, if a JC designs a job to look "normal" to the mediator with probability p_a and "incorrect" with probability $1 - p_a$, then the JC will accept correct results with probability p_a and request mediation with probability $1 - p_a$. A simple illustration of such a job is one which returns a natural number as its solution, and changes the sign of that value (i.e., multiply by -1) with a fixed probability, creating a set of positive results and a set of negative results.

The game starts with the JC choosing a probability value for p_a . A probability of $p_a = 0$ means that the JC is completely dishonest, and all results will be considered incorrect. A probability of $p_a = 1$, means the JC is honest and all correct outputs are accepted.

The RP makes the next move, choosing between honestly executing the job or forging a result to deceive the JC. The RP may be motivated to return a false result because the job execution cost c_e is higher than the deception cost c_d and it is possible that the JC does not verify the result and thus does not detect the deception. The RP executes the job with probability p_e , where $p_e = 0$ means that the RP is completely dishonest and always attempts to deceive the JC, while $p_e = 1$ means that the RP is honest and executes the job correctly. Note that the correct result can be a fault code if the computation fails.

The JC then makes the next move and selects its verification strategy, choosing between verifying the job result or passing on the verification. The JC verifies the result with probability p_v . If verification finds the result to be incorrect, the JC requests mediation to dispute the result.

To resolve the dispute, the Mediator must determine which agent is at fault. The Mediator does this by performing the steps that an RP would take to execute a job, repeating several times to detect non-determinism. When initialized the smart contract specifies a *verification count* n , which is the number of times the Mediator will execute a job checking for anomalies. Since the job has probability p_a of returning a normal result and the Mediator executes the job n times, the probability that the job returns a normal result in every

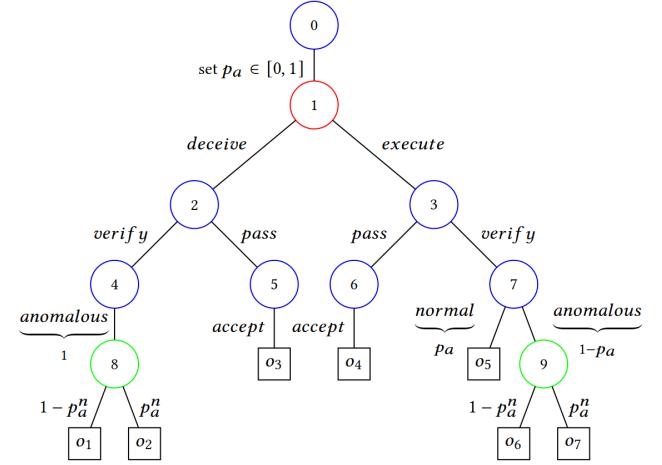


Figure 3: Extensive-form game produced by the MODiCuM protocol. Blue nodes indicate JC moves, red nodes indicate RP moves, green nodes indicate Mediator's probabilistic outcome. The game is sequential, but the decisions are hidden, so we treat it as a simultaneous move game. Each outcome of the game has payouts for the agents, which are found in Fig. 4

Outcome	Party	Contract Payoff	Self Benefit	Reward(r)
o ₁	RP	$\pi_d - g_r - \pi_a$	$-c_d$	$\pi_d - c_d - g_r - \pi_a$
	JC	$-g_j - d - g_m - \pi_a$	$-c_v$	$-g_j - d - g_m - c_v - \pi_a$
o ₂	RP	$-d - g_r - \pi_a$	$-c_d$	$-d - g_r - c_d - \pi_a$
	JC	$\pi_d - g_j - g_m - \pi_a$	$-c_v$	$\pi_d - g_j - g_m - c_v - \pi_a$
o ₃	RP	$\pi_c - g_r - \pi_a$	$-c_d$	$\pi_c - g_r - c_d - \pi_a$
	JC	$-g_j - \pi_c - \pi_a$	0	$-g_j - \pi_c - \pi_a$
o ₄	RP	$\pi_c - g_r - \pi_a$	$-c_e$	$\pi_c - g_r - c_e - \pi_a$
	JC	$-g_j - \pi_c - \pi_a$	b	$b - g_j - \pi_c - \pi_a$
o ₅	RP	$\pi_c - g_r - \pi_a$	$-c_e$	$\pi_c - g_r - c_e - \pi_a$
	JC	$-g_j - \pi_c - \pi_a$	$b - c_v$	$b - g_j - \pi_c - c_v - \pi_a$
o ₆	RP	$\pi_d - g_r - \pi_a$	$-c_e$	$\pi_d - g_r - c_e - \pi_a$
	JC	$-g_j - d - g_m - \pi_a$	$b - c_v$	$b - g_j - d - g_m - c_v - \pi_a$
o ₇	RP	$-d - g_r - \pi_a$	$-c_e$	$-d - g_r - c_e - \pi_a$
	JC	$\pi_d - g_j - g_m - \pi_a$	$b - c_v$	$b + \pi_d - g_j - g_m - c_v - \pi_a$

Figure 4: Game outcomes and payments in Fig. 3. For example, o₁ is the outcome when the RP deceives, the JC verifies, and the Mediator finds non-determinism and faults the JC. The reward for the agents is the sum of contract payoff and self-benefit and is denoted r_{o_i} . The Mediator is not included in the table: in every outcome, it receives π_a ; when the JC requests mediation, the M also receives π_m , which is drawn from the faulty party's deposit d .

execution is p_a^N . Thus, the Mediator detects a non-deterministic job with probability $1 - p_a^N$, and fines the JC for being dishonest.

As stated in Section 4.1, to deter cheating through fines, we require JCs and RPs to provide a *security deposit* d when submitting offers. We define the deposit to be dependent on the JC's estimate of the job price $\hat{\pi}_c$ and scaled by a penalty rate θ , which is set by the smart contract. The job price $\hat{\pi}_c$ estimated by the JC is the same as π_c except it uses the JC's bid prices and requested

⁴Note that the RP and M cannot be expected to analyze the code, and hence cannot know that the job contains non-determinism.

Table 2: RP payoffs by decision

	verify	pass
	U_{EV}^{RP}	U_{EP}^{RP}
execute	$-c_e - g_r - \pi_a + \pi_c(n p_a^n (p_a - 1) + p_a + p_a^n \theta (p_a - 1)) + \pi_d(1 - p_a)(1 - p_a^n)$	$\pi_c - c_e - g_r - \pi_a$
deceive	$-c_d - g_r - \pi_a + p_a^n \pi_c(-n - \theta) + \pi_d(1 - p_a^n)$	$\pi_c - c_d - g_r - \pi_a$
	U_{DV}^{RP}	U_{DP}^{RP}

resources. The penalty rate must be set to a sufficiently high value to deter misbehavior. The security deposit must also cover the cost of potential mediation π_m , which we estimate as $\hat{\pi}_c \cdot n$ since the JC is willing to pay $\hat{\pi}_c$ and the Mediator must run n times. The deposit must also cover the availability costs of the Mediator and Directory as well as the Solver costs; we let π_a denote the sum of these costs. Thus, we define the minimum security deposit d_{min} as:

$$d_{min} = \underbrace{\hat{\pi}_c \cdot \theta}_{\text{penalty}} + \underbrace{(\hat{\pi}_c \cdot n)}_{\pi_m} + \pi_a \quad (2)$$

The game induced by the interactions of the actors described above has 7 possible outcomes. Each outcome has payouts for the agents as described in Fig. 4. To illustrate how the payouts are calculated, consider the following sequence. The JC pays g_j to submit a non-deterministic job with probability p_a of returning a normal result. The RP honestly executes the job incurring cost c_e and pays g_r to submit the result. Since the RP executed honestly, the JC receives the benefit b . The JC verifies the result, incurring cost c_v , and detects that the non-beneficial part of the result is anomalous. It then attempts to avoid paying π_c to the RP by requesting mediation, paying g_m . The Mediator executes the job n times and if in one or more of those executions it encounters an anomalous result, which occurs with probability $1 - p_a^n$, then it submits to the smart contract that the JC is at fault and the JC loses its security deposit d for submitting non-deterministic jobs resulting in outcome o_6 . Otherwise if all of the results from the repeated executions are normal then the JC successfully cheats and receives π_d as reparations for being “faulted” resulting in o_7 . The payouts of the other outcomes are calculated similarly. The platform interaction costs are fixed properties of a given smart contract and its underlying platform.

Since we assume that Directories and Mediators always act honestly, we do not consider their strategic decisions in our game analysis. The expected utilities of both the RP and the JC are summarized in Tables 2 and 3, respectively. The table is constructed by considering the possible actions of the RP and JC. There are two possible actions for RP (execute and deceive) and two for JC (verify and pass) as illustrated by the tree in Fig. 3. Hence, the utilities of RP and JC depend on the four action combinations and their possible outcomes $o_1 \dots o_7$. To understand how the utilities are calculated, consider the example of the case when RP chooses to execute, and JC chooses to verify. This is node 7 in Fig. 3, and there are three possible outcomes o_5, o_6, o_7 . Outcome o_5 occurs with probability p_a , o_6 with probability $(1 - p_a)(1 - p_a^n)$, and o_7 with probability

Table 3: JC payoffs by decision

	verify	pass
	U_{EV}^{JC}	U_{EP}^{JC}
execute	$b - g_j - \pi_c(n + \theta)(1 - p_a)(1 - p_a^n) + (1 - p_a)(-g_m + p_a^n \pi_d) - c_v - p_a \pi_c - \pi_a$	$b - g_j - \pi_a - \pi_c$
deceive	$-c_v - g_j - g_m + p_a^n \pi_d - \pi_a - \pi_c(n - p_a^n(n + \theta) + \theta)$	$-g_j - \pi_a - \pi_c$
	U_{DV}^{JC}	U_{DP}^{JC}

$(1 - p_a)p_a^n$. Thus,

$$U_{EV}^{JC} = p_a \cdot t_{o_5} + (1 - p_a)((1 - p_a^n) \cdot t_{o_6} + p_a^n \cdot t_{o_7}) \quad (3)$$

The utility for each combination of actions is denoted by utility U with superscript of the agent (i.e., RP and JC) and subscript of the action combination of RP and JC (i.e., EV is <execute,verify>, DP is <deceive,pass>, EP is <execute,pass>, and DV is <deceive,verify>). Note that we replace the total outcomes payoffs using Fig. 4 in Tables 2 and 3.

5.2 Equilibrium Analysis

Here we analyze the utility functions explained in previous section. Detailed proofs for these statements can be found in Appendix C.

The ideal operating conditions for the platform would be if the RP always *executed* ($p_e = 1$), the JC never had to *verify* ($p_v = 0$) and only submitted jobs which returned deterministic results ($p_a = 1$). However, if the agents are rational, these parameters do not constitute a Nash equilibrium. This is because if the JC does not verify, then the RP will choose to deceive rather than execute since $U_{EP}^{RP} < U_{DP}^{RP}$. The JC's utility in this case is always negative and so it is better off not participating in the platform. This proves the following theorem:

THEOREM 1 (JC SHOULD NOT ALWAYS PASS). *If the JC always passes (i.e., $p_v = 0$), then the RP's best response is to always deceive (i.e., $p_e = 0$).*

If the RP always chose to deceive, the platform would serve no purpose. Therefore, we must ensure that if the JC chooses to verify, the RP prefers to execute. This occurs when $U_{DV}^{RP} < U_{EV}^{RP}$. We show in Appendix C that this is true if $p_a^{n+1} > \frac{1}{2}$. When these conditions are true, we can prove the following theorem:

THEOREM 2 ($p_e > 0$). *If $p_v > 0$ and $p_a^{n+1} > \frac{1}{2}$, then a rational RP must execute the jobs with non-zero probability.*

Recall p_a is a parameter set by the JC, so to satisfy the condition on p_a in Theorem 2 we must show that the platform can set parameters to force the JC to choose a value for p_a that is greater than some lower bound. We assume that the JC is rational and chooses p_a to optimize its utility U_{EV}^{JC} . To find the bound we take its derivative with respect to p_a , $\frac{\partial U_{EV}^{JC}}{\partial p_a}$, and assess how each parameter shifts the optimal value for p_a . The trends are as n, θ, g_m increase p_a also increases, meanwhile as π_c and p_e increase p_a decreases. Knowing how varying each parameter shifts the optimal value for p_a we can select the worst-case values for each parameter, i.e. those that minimize optimal p_a , maximizing dishonesty. Specifically, if

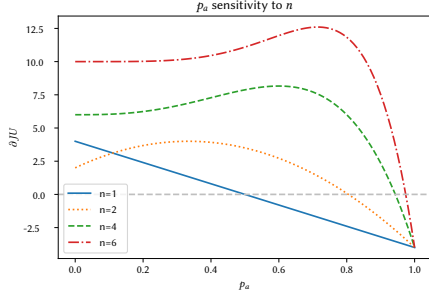


Figure 5: We vary the value of n and plot p_a against $\frac{\partial U^{JC}}{\partial p_a}$. This shows that as n increases, so does the optimal value of p_a (zero-crossing of derivative curve). Parameter values are $\pi_c = 2, g_m = 0, \theta = 0, c_v = 1, b = 4, p_e = 1$

the parameter and p_a are inversely related, set the parameter to its maximum allowed value, and if they are directly related set the parameter to its minimum value. Thus, the worst-case values for each of the parameters are: $g_m = 0, p_e = 1, n = 1, \theta = 0$. The plot in Fig. 5 uses those parameters and shows that increasing n does cause the optimal value for p_a to increase. We see that when $n = 1$, the optimal $p_a = 0.5$; and when $n = 4$, the optimal $p_a = 0.943$. This can be summarized as:

THEOREM 3 (BOUNDED p_a). *Setting the JC utility function parameters to minimize the optimal value for p_a (maximizing a rational JC's dishonesty) ensures that any deviation will increase p_a . The platform controls n and θ , and so controls the minimum optimal value of p_a .*

We want to minimize the number of times the Mediator has to replicate the computation, so we set $n = 2$ and set $\theta = 50$ which yields a minimum $p_a = 0.99$.

So far we have shown that we can ensure that a rational RP will prefer to execute when a JC verifies, and deceive when the JC passes, and we can limit the amount of cheating the JC can achieve through non-deterministic jobs. Next, we analyze the JC utilities to determine the Nash equilibria of the system.

Analyzing JC types: The preferences of the JC depend on the parameters in its utility function. We refer to each combination of preferences as a "type" of JC. We will call a JC that prefers to always verify as type 1. A JC that prefers to always pass is type 4; we have already covered this type and determined that a JC of this type will not participate. A JC that prefers to verify when the RP executes and pass when the RP deceives is type 2. A JC that prefers to pass when the RP executes and verify when the RP deceives is type 3. The JC has a preference because its utility is better in that case. These preferences are summarized in Table 4 with the * symbol followed by the type that prefers that choice. This table is Table 3 refactored to remove terms that do not impact the JC's preference and to highlight the relationship between the preference and the cost of verification c_v . We consider the equilibrium for each type assuming the RP has been restricted as we discussed previously. The theorems below summarize these observations. Proofs are available in Appendix C.

Table 4: Simplified JC payoffs to assess dominant strategy with $\pi_d = \pi_c$

	verify	pass
execute	$-\pi_c (1 - p_a) (1 - p_a^n) (n + \theta + 1)$ $(1 - p_a) (-g_m + 2\pi_c)^{1,2}$	+ $c_v^{*,4}$
deceive	$2\pi_c - g_m - \pi_c (1 - p_a^n) (n + \theta + 1)^{1,3}$	$c_v^{*,4}$

THEOREM 4 (JC TYPE 1). *If the JC is type 1, it will always verify ($p_v = 1$) since c_v is sufficiently low. This results in a pure strategy equilibrium $\langle \text{execute}, \text{verify} \rangle$.*

THEOREM 5 (JC TYPE 2). *If the JC is type 2, it results in two pure strategy equilibria $\langle \text{execute}, \text{verify} \rangle$, $\langle \text{deceive}, \text{pass} \rangle$, and one mixed strategy Nash equilibrium where the JC randomly mixes between verifying and passing.*

THEOREM 6 (JC TYPE 3). *If the JC is type 3, it will result in a Nash equilibrium where the JC randomly mixes between verifying and passing, and the RP mixes between executing and deceiving.*

Strategies: Based on these preferences, a type 1 JC will always verify $p_v = 1$. Type 2 JCs may also choose to always verify, or choose a mixed strategy, setting p_v such that the RP receives the same utility regardless of whether it executes or deceives resulting in a Nash equilibrium. It achieves this by solving Eq. (4) for p_v , setting $c_e = \pi_c$ and $c_d = 0$. Type 3 JCs only have the option of solving Eq. (4) for p_v .

$$p_v \cdot U_{EV}^{RP} + (1 - p_v) \cdot U_{EP}^{RP} = p_v \cdot U_{DV}^{RP} + (1 - p_v) \cdot U_{DP}^{RP} \quad (4)$$

$$\text{Solve for } p_v; \quad p_v = \frac{c_e - c_d}{p_a^{n+1} \pi_c (\theta + n + 1)}$$

The RP's strategy changes depending on which type of JC it is working with. If the JC is type 1, it is simple: the RP must execute. However, the other two types can mix, so the RP must also mix. It does this by solving Eq. (5) for p_e . The challenge with this is that the RP does not know the value of c_v . However all other parameters are known once a match is made except p_a which from our work earlier we know that $p_a \geq .99$. Thus, the RP can sample c_v from a uniform distribution where $0 \leq c_v \leq P_{EV}^{JC}$ for type 2 and $0 \leq c_v \leq P_{DV}^{JC}$ for type 3 (P_{EV}^{JC} is the JCs preference value for $\langle \text{execute}, \text{verify} \rangle$ from Table 4). However, since the RP does not know which type of JC it is working with, it further mixes between the 3 strategies according to its belief on the distribution of the types of JC in the system.

$$p_e \cdot U_{EV}^{JC} + (1 - p_e) \cdot U_{DV}^{JC} = p_e \cdot U_{EP}^{JC} + (1 - p_e) \cdot U_{DP}^{JC} \quad (5)$$

$$\text{Solve for } p_e; \quad p_e = \frac{2\pi_c - c_v - g_m - \pi_c (1 - p_a^n) (n + \theta + 1)}{p_a (2\pi_c - g_m - \pi_c (1 - p_a^n) (n + \theta + 1))}$$

This analysis shows that we can limit the dishonesty of the JC, and that the JC and RP can compute strategies that will result in a mixed-strategy Nash equilibrium. Further, we can show that the JC will not have to verify frequently by examining Eq. (4) and showing that the maximum verification rate is low. First, we know that if $c_e < \pi_c$ (which should hold since otherwise the RP will always deceive), then $\frac{c_e - c_d}{\pi_c} \leq 1$. In this case, the verification rate is at its maximum when $c_e = \pi_c$ and $c_d = 0$. Simplifying Eq. (4), we find that $\frac{1}{p_a^{n+1} (\theta + n + 1)}$. In establishing Theorem 3, we showed that

setting θ and n enforces a minimum value for p_a . Again, choosing $n = 2$ and $\theta = 50$ to minimize the number of times the Mediator has to replicate the computation and recalling that this results in $p_a \geq 0.99$, we substitute these values into our simplified equation and find that $p_v = 0.02$. This means that the JC will verify 2% of the results. Since $p_a \geq 0.99$, mediation will occur 0.02% of the time if the JC is cheating.

6 MODICUM IMPLEMENTATION

In this section, we describe an implementation of MODiCuM. The code is available on GitHub [8]. We use a private Ethereum network to provide smart contract functionality. MODiCuM actors, including Job Creators, Resource Providers, Solvers, and Directory services are implemented as Python services. The matching solver uses a greedy approach to match offers as they become available using a maximum bipartite matching algorithm. These actors use the JSON-RPC interface to connect to the Ethereum Geth client [4]. Note that each actor can be configured with any number of Geth clients, and the ledger can be implemented either as a private blockchain or we can use the main Ethereum chain as the ledger. We use Docker [25] images to package jobs. Jobs can be run securely by separating the job from the underlying infrastructure through isolation. This can be achieved using a hardening solution such as AppArmor [14] or seccomp [9] in conjunction with Docker. This protects computational nodes from erroneous or malicious jobs, if properly configured. Proper configuration has been discussed in other papers, for example [17], and we do not go into detail here. To determine job requirements, jobs are profiled using cAdvisor [1].

As part of the offer and matching specification, we require the JC to include the hash of the base of the Docker image. Additionally, during setup, Mediators and RPs specify a set of supported base Docker images (Fig. 2a: *mediatorAddFirstLayer* and *resourceProviderAddFirstLayer*). This permits some optimization since RPs are able to specify which base images they have installed, thus by matching them accordingly, we can reduce the bandwidth required to transfer the job by the size of the base image. Common base images vary between about 2MB - 200MB [7].

6.1 Experimental Evaluation

JCs, RPs, and a Mediator were deployed on a 32 node BeagleBone cluster with Ubuntu 18.04. We set up a private Ethereum network. The Solver and Directory were deployed on an Intel i7 laptop with 24GB RAM. The actors connect to the Geth client [4] each using a unique Ethereum account.

Measuring Gas Costs and Function Times: To measure the minimum cost of executing a job via MODiCuM, we had a single JC submit 100 jobs and measured the function gas costs and call times independent of the job that was being executed. These can be found in Appendix E. The JC's average gas cost of a nominal execution is 592,000 gas. At current Ethereum prices, this converts to \$0.168 per job for the JC [2]. Comparing this to Amazon Lambda pricing [12] on a machine with 512MB RAM (which a BeagleBone has), a job would have to last ~6 hours to incur the same cost. However, the electrical costs to run a BeagleBone (210-460mA @5V) at maximum load for that long, assuming \$0.12/kWh electricity price, is only \$0.0016. This illustrates that there is potential for such a transaction

system to be a viable option compared to AWS. However, using Ethereum as the underlying mechanism is currently only viable for long running jobs; but work is underway to improve the efficiency of Ethereum [10]. We also measured the gas cost of a mediated execution: the JC's average gas cost in this case is 991,000, and the Mediator's cost to post the mediation result is 187,000.

During these tests, duration of the function calls was also measured (see Fig. 7). We note that the mean time for a block with transactions to be mined (block time in Fig. 7) is about every 10 seconds, and that function call delay is consistently about 5 to 10 seconds longer. This may be attributable to calls missing a recent block. The close time is the time measured between MatchClosed events. Since the jobs were run sequentially it is a measure of the cumulative time added to the execution of a job, in this test running a job through MODiCuM added approximately 52 seconds.

Measuring the Overhead of Platform: To measure the overhead, we compared the execution of jobs run with Docker containers natively against jobs run in MODiCuM. The job we used was the bodytrack computer vision application drawn from the PARSEC benchmarking suite [16]. PARSEC has been used to benchmark resource allocation platforms [30] as well as platforms for high performance computing [28] among others. We again ran 100 jobs, which took a total of 221 minutes, averaging 2 minutes per job. The mean time for a block to be mined was 31 seconds, meaning it took about 4 blocks to complete a job. The block time was likely longer in this experiment because as the blockchain grew block mining times appeared to increase, though we did not study this explicitly. This application tracks the 3D pose of a human body through a sequence of images. In Figure 8a, we see that MODiCuM increases the runtime by about 1 second or 4%. In Figure 8b, the average memory consumption increases by 0.1MB, or 3%. To check mediation, we ran the jobs again, but rejected the results for all 100 jobs and requested mediation.

Resource consumption while running the benchmark on MODiCuM can be seen in Fig. 6. The nodes are at idle during the valley from 16:04:30 to 16:05:30 at which point the platform is started. From 16:05:30 onward, MODiCuM is running, and the bursts that can be seen, for example at 14:09:30-14:10:45 in Figure 6b, are when jobs are being executed. MODiCuM introduces about 20-25MB RAM overhead for each agent type. It introduces 80% CPU overhead on the Mediator, 30% on the Job Creator, and no apparent change to the Resource Provider. This is acceptable since the BBB devices are resource constrained and so the overhead will be less significant on more powerful compute nodes.

7 CONCLUSIONS

An open market of computational resources, where resource owners and resource users trade directly with each other has the potential for greater participation than volunteer computing and more competitive pricing than cloud computing. The key challenges associated with implementing such a market stem from the fact that any agent can participate and behave maliciously. Thus, mechanisms for detecting misbehavior and for efficiently resolving disputes are required. In this paper we propose a smart contract-based solution to enable such a market. Our design deters participants from misbehaving by resolving disputes via dedicated Mediators and

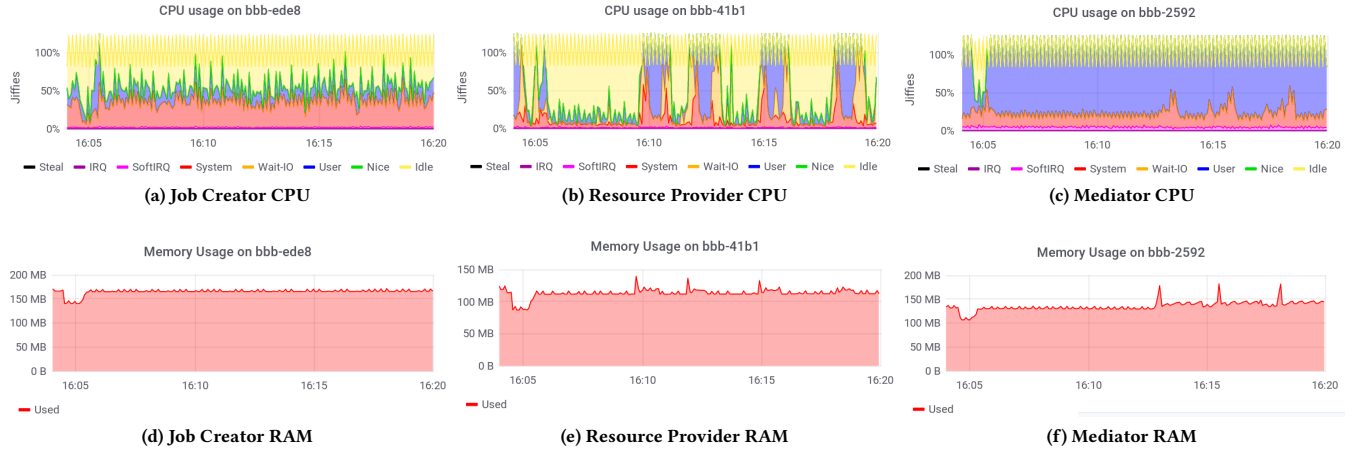


Figure 6: MODiCuM Total Resource usage. Each plot shows the resource consumption on a node.

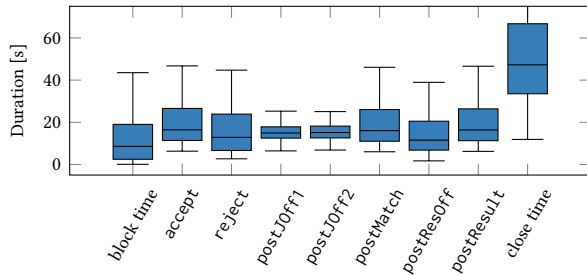


Figure 7: Duration of MODiCuM function calls during nominal operation.

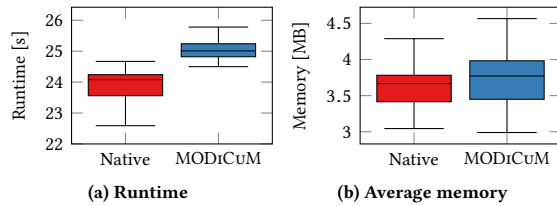


Figure 8: Running time and memory usage on MODiCuM and native execution.

by imposing enforceable fines through the smart contract. This is possible because we recognized that the results do not need to be globally accepted, convincing the JC will often suffice. We learned that due to the limitations of Ethereum our platform is only suitable for long running tasks, but there is space between the cost of electricity and AWS for a platform of this nature. Future work is looking into other platforms that support smart contracts, as well as leveraging improvements to Ethereum.

Acknowledgments We are very thankful to Prof. Gabor Karsai and Prof. Aniruddha Gokhale for their insight and comments on the paper. This work was supported in part by National Science Foundation through award numbers 1647015 and 1818901.

REFERENCES

- [1] Contained Advisor. Github, <https://github.com/google/cadvisor>.
- [2] ETH Gas Station. <https://ethgasstation.info/calculatorTxV.php>. Accessed: 2019-09-30.
- [3] *FogCoin: The Future of Compute*. <https://fogcoin.io>
- [4] Geth: Ethereum Command Line Interface. Online, <https://github.com/ethereum/go-ethereum/wiki/geth>.
- [5] The Golem Project: Crowdfunding Whitepaper. <https://golem.network/crowdfunding/Golemwhitepaper.pdf>. Accessed: 12-01-2019.
- [6] iExec: Blockchain-Based Decentralized Cloud Computing. <https://iexec.com/whitepaper/iExec-WPv3.0-English.pdf>. Accessed: 12-01-2019.
- [7] Linux Container Images. <http://crunchtools.com/comparison-linux-container-images/>. Accessed: 2019-12-26.
- [8] MODiCuM: Mechanisms for Outsourcing Computation via a Decentralized Market. Online Appendix, <https://github.com/paralysisteve/MODICUM/>.
- [9] seccomp. <http://man7.org/linux/man-pages/man2/seccomp.2.html>. Accessed: 2020-1-12.
- [10] Sharding roadmap. <https://github.com/ethereum/wiki/wiki/Sharding-roadmap>. Accessed: 2020-1-4.
- [11] Verification in gWASM. <https://medium.com/golem-project/verification-in-gwasm-7b9fb68b2fd7>. Accessed: 2019-12-26.
- [12] Amazon 2000. AWS Pricing Calculator. <https://aws.amazon.com/lambda/pricing/>. Accessed: 2019-09-30.
- [13] D. P. Anderson, C. Christensen, and B. Allen. 2006. Designing a Runtime System for Volunteer Computing. In *Proceedings of the 2016 ACM/IEEE Conference on Supercomputing (SC) (2006-11)*. 33–33.
- [14] Mick Bauer. 2006. Paranoid Penguin: An Introduction to Novell AppArmor. *Linux Journal* 2006, 148 (Aug. 2006), 13.
- [15] Mira Belenkiy, Melissa Chase, C Chris Erway, John Jannotti, Alptekin Küpcü, and Anna Lysyanskaya. 2008. Incentivizing Outsourced Computation. In *3rd Int. Workshop on Economics of Networked Systems*. ACM, 85–90.
- [16] Christian Bienia, Sanjeev Kumar, Jaswinder Pal Singh, and Kai Li. 2008. The PARSEC Benchmark Suite: Characterization and Architectural Implications. In *17th International Conference on Parallel Architectures and Compilation Techniques (PACT)*. ACM, 72–81.
- [17] Thanh Bui. 2015. Analysis of Docker security. *arXiv preprint arXiv:1501.02967* (2015).
- [18] Brendan Burns, Brian Grant, David Oppenheimer, Eric Brewer, and John Wilkes. 2016. Borg, Omega, and Kubernetes. *Queue* 14, 1 (2016), 10.
- [19] Hadrien Croubois. PoCo Series #2 — On the use of staking to prevent attacks. <https://medium.com/iex-ec/poco-series-2-on-the-use-of-staking-to-prevent-attacks-2a5c700558bd>. Accessed: 2019-12-26.
- [20] Changyu Dong, Yilei Wang, Amjad Aldweesh, Patrick McCorry, and Aad van Moorsel. 2017. Betrayal, Distrust, and Rationality: Smart Counter-Collusion Contracts for Verifiable Cloud Computing. In *2017 ACM SIGSAC Conference on Computer and Communications Security (CCS)*. 211–227.
- [21] Laurence Field, D Spiga, I Reid, H Riahi, and L Cristella. 2018. CMS@ home: Integrating the Volunteer Cloud and High-Throughput Computing. *Computing and Software for Big Science* 2, 1 (2018), 2.
- [22] IHS Technology. 2016. *IoT Platforms: Enabling the Internet of Things*. Technical Report. IHS Markit.

- [23] Jacek Karwowski. 2018. More Twain, less cheating. <https://blog.golemproject.net/more-twain-less-cheating/>. Accessed: 2019-12-26.
- [24] Aron Laszka, Scott Eisele, Abhishek Dubey, Gabor Karsai, and Karla Kvaternik. 2018. TRANSAX: A Blockchain-Based Decentralized Forward-Trading Energy Exchange for Transactive Microgrids. In *24th IEEE International Conference on Parallel and Distributed Systems (ICPADS)*.
- [25] Dirk Merkel. 2014. Docker: lightweight Linux containers for consistent development and deployment. *Linux Journal* 2014, 239 (2014), 2.
- [26] John Nash. 1951. Non-Cooperative Games. *Annals of Mathematics* 54, 2 (1951), 286–295. <http://www.jstor.org/stable/1969529>
- [27] Muhammad Nouman Durrani and Jawwad A. Shamsi. 2014. Volunteer Computing: Requirements, Challenges, and Solutions. *Journal of Network and Computer Applications* 39 (2014), 369–380. Issue Supplement C.
- [28] Jianbao Ren, Yong Qi, Yuehua Dai, Yu Xuan, and Yi Shi. 2017. Nosv: A lightweight nested-virtualization VMM for hosting high performance computing on cloud. *Journal of Systems and Software* 124 (2017), 137 – 152.
- [29] Luis FG Sarmenta. 2001. Sabotage-Tolerance Mechanisms for Volunteer Computing Systems. In *1st IEEE/ACM International Symposium on Cluster Computing and the Grid*. 337–346.
- [30] S. Shekhar, A. D. Chhokra, A. Bhattacharjee, G. Aupy, and A. Gokhale. 2017. INDICES: Exploiting Edge Resources for Performance-Aware Cloud-Hosted Services. In *2017 IEEE 1st International Conference on Fog and Edge Computing (ICFEC)*. 75–80. <https://doi.org/10.1109/ICFEC.2017.16>
- [31] Jason Teutsch and Christian Reitwießner. 2017. A Scalable Verification Solution for Blockchains. Available online: <https://people.cs.uchicago.edu/teutsch/papers/truebit.pdf>.
- [32] Sarah Underwood. 2016. Blockchain beyond Bitcoin. *Commun. ACM* 59, 11 (2016), 15–17.
- [33] Rafael Brundo Uriarte and Rocco DeNicola. 2018. Blockchain-Based Decentralized Cloud/Fog Solutions: Challenges, Opportunities, and Standards. *IEEE Communications Standards Magazine* 2, 3 (2018), 22–28.
- [34] Gavin Wood. 2014. *Ethereum: A secure decentralised generalised transaction ledger*. Technical Report EIP-150. Ethereum Project – Yellow Paper. 1–32 pages.

Appendices

Appendix A DEFINITIONS

In this appendix we define what it means for a match to be feasible and the how the deposits and payments are determined.

A.1 Matching Feasibility

We can match two offers if they satisfy the following conditions: Job offer limit variables must be lower than the resource offer cap variables. Job offer max variables must be higher than the resource offer price variables. Additionally, there should be a mediator with the same architecture of JO which is trusted by both JC and RP.

$$RO.instructionCapacity \geq JO.instructionsLimit \quad (6)$$

$$RO.ramCapacity \geq JO.ramLimit \quad (7)$$

$$RO.localStorageCapacity \geq JO.localStorageLimit \quad (8)$$

$$RO.bandwidthCapacity \geq JO.bandwidthLimit \quad (9)$$

$$RO.instructionPrice \leq JO.instructionMaxPrice \quad (10)$$

$$RO.bandwidthPrice \leq JO.maxBandwidthPrice \quad (11)$$

$$JO.architecture = RP.architecture \quad (12)$$

$$JO.directory \in RP.trustedDirectories \quad (13)$$

$$\exists M : M \in (JC.trustedMediators \cap RP.trustedMediators) \quad (14)$$

$$\wedge M.architecture = RP.architecture \quad (14)$$

$$\wedge JO.directory \in M.trustedDirectories \quad (15)$$

$$\begin{aligned} ¤tTime + RP.timePerInstruction \cdot JO.instructionLimit \\ &\leq JO.completionDeadline \end{aligned} \quad (16)$$

A.2 Payment

When the JC or the RP wants to post an offer for a job or resource, it will pay a deposit value to prevent it from cheating on the platform. This deposit value is a function of the posted offer which is more than the price of the job plus mediation. As the price of job or mediation is unclear at the time of posting the offer, a static $penaltyRate \gg 1$ is applied as security deposit.

After the job is finished and both the JC and RP agree on the outcome, JC will receive the deposit minus the cost of the job and the RP will receive the deposited value plus the cost of the job.

In case of disagreement, the match will go for mediation. The mediators have a fixed price for their resources. After the submission of their verdict, the deposit of the party who is at fault will be forfeited in favor of the winner and winner will receive both the deposits minus the cost of mediation.

$$\begin{aligned} JO.deposit = &(instructionLimit \cdot instructionMaxPrice + \\ &bandwidthLimit \cdot bandwidthMaxPrice) \cdot \\ &(\theta + n) + \pi_a \end{aligned} \quad (17)$$

$$\begin{aligned} RP.deposit = &(instructionCap \cdot instructionPrice + \\ &bandwidthCap \cdot bandwidthPrice) \cdot \\ &(\theta + n) + \pi_a \end{aligned} \quad (18)$$

$$\begin{aligned} \pi_c = &result.instructionCount \cdot resourceOffer.instructionPrice + \\ &result.bandwidthUsage \cdot resourceOffer.bandwidthPrice \end{aligned} \quad (19)$$

Appendix B DATA STRUCTURES

This appendix includes the definitions of the data structures used to model the components of the platform. The platform is a composition of a smart contract, Resource Providers, Job Creators, Mediators, and Directories, and has the following structure:

```
Platform{ mediators: Mediator[],
          resourceProviders: ResourceProvider[],
          jobCreators: JobCreator[],
          resourceOffers: ResourceOffer[],
          jobOffers: JobOffer[],
          matches: Match[],
          results: JobResults[],
          mediatorResults: MediatorResult[],
          penaltyRate : uint }
```

The platform can support multiple architectures. However, initially it will only have amd64 and armv7.

```
enum Architecture{ amd64,
                  armv7 }
```

B.1 Entities

The data structure representation of the elements that comprise the platform are defined below.

```
JobCreator{ trustedMediators: Mediator[] }
```

```
ResourceProvider{ trustedMediators: Mediator[],
                  trustedDirectories: address[],
                  arch: Architecture,
                  timePerInstruction: uint }
```

```
Mediator{ arch: Architecture,
           instructionPrice: uint,
           bandwidthPrice: uint,
           trustedDirectories: address[],
           supportedFirstLayers: uint,
           availabilityValue: uint }
```

B.2 Offers

The format of the job offer is shown below. `jobCreator` is a unique identifier for the JC. The `depositValue` is the JC's security deposit for the job. The limits specify how many instructions the Job Creator is willing to pay for (after executing this many, the Resource Provider can give up and still get paid), how much RAM, local storage, and bandwidth the Resource Provider may have to use (again, after reaching these limits, the Resource Provider may stop). `instructionMaxPrice` specifies the maximum price per instruction that the Job Creator accepts, `bandwidthMaxPrice` specifies the maximum price per downloaded/uploaded byte (for the job execution layer, not for the base layer) that the Job Creator accepts. `completionDeadline` is the deadline of RP for submitting the solution. `matchIncentive` is the reward offered by the JC to the Solver. `firstLayerHash` is the hash of the job's Docker image. `URI` gives the location of the job-specific files on the Directory. `directory`

is the identifier of the trusted directory where the job is located. The `jobHash` is a hash of the Docker image. `arch` specifies which architectures support the job.

```
JobOffer{ depositValue: uint,
          instructionLimit: uint,
          bandwidthLimit: uint,
          instructionMaxPrice: uint,
          bandwidthMaxPrice: uint,
          completionDeadline: uint,
          matchIncentive: uint,
          jobCreator: JobCreator,
          firstLayerHash: uint,
          ramLimit: uint,
          localStorageLimit: uint,
          uri: bytes,
          directory: address[],
          jobHash: uint,
          arch: Architecture;}

ResourceOffer{ resProvider: address,
               depositValue: uint,
               instructionPrice: uint,
               instructionCap: uint,
               memoryCap: uint,
               localStorageCap: uint,
               bandwidthCap: uint,
               bandwidthPrice: uint,
               matchIncentive: uint,
               verificationCount: uint;}
```

Prices are per instruction or per byte. Capacities specify what resources the Resource Provider has, and they are used as constraints for matching. All of the participants can deposit as much as they want as long as it is more than the required JO/RP. `depositValue` is the variable that holds the amount of deposited value for each offer.

B.3 Results

There are various results that are produced during operation of the platform. This appendix describes the data structure of each output.

When offers are posted, they are recorded to the ledger. Solvers read the ledger to discover offers and then solve a resource allocation problem to pair compatible offers. The format of the match submitted back to the ledger is below, where `resourceOffer`/`jobOffer` is the matched resource/job offer (as defined in Appendix B.2), and `mediator` is a mediator that exists in the trusted list of both the RP and JC data structures (as defined in Appendix B.1).

```
Match { resourceOffer: ResourceOffer,
        jobOffer: JobOffer,
        mediator: Mediator}
```

The result provided by an RP is structured as a `JobResult` (see below). `uri` gives the location of the result on the Directory. `matchId` is an internal identifier for the match. `hash` is a hash of the result submitted to the directory. `instructionCount` is the number of instructions that were executed by the Resource Provider. `bandwidthUsage` is the number of bytes downloaded / uploaded by the Resource Provider for the job (not counting the download of Docker layers). The JC has a specific deadline for responding

to a result. Whether to approve or decline it. Whether a particular result has been responded to is recorded in the reaction filed. The deadline is computed from the timestamp recorded in the result. If the deadline is missed the RP can accept the result instead of the JC.

```
JobResult{ uri: bytes,
           matchId: uint,
           hash: uint,
           instructionCount: uint,
           bandwidthUsage: uint,
           reacted: Reaction,
           timestamp: uint,
           status: ResultStatus; }
```

`status` specifies the specific outcome of the execution and is one of the outcomes defined in the `ResultStatus` data structure (see below).

```
enum ResultStatus{ Completed,
                  Declined,
                  JobDescriptionError,
                  JobNotFound,
                  MemoryExceeded,
                  StorageExceeded,
                  InstructionsExceeded,
                  BandwidthExceeded,
                  ExceptionOccured,
                  DirectoryUnavailable }
```

`Completed` means that the Resource Provider finished the job successfully and posted the results on the Directory. A `Declined` results status indicates that the RP chose not to execute the job. `JobDescriptionError` means that there is an error in the job description. `MemoryExceeded`, `InstructionsExceeded`, `BandwidthExceeded` mean that the job exceeded the limits specified in the `JobOffer`. `ExceptionOccured` means that an exception was encountered while executing the job, while `DirectoryUnavailable` means that the Resource Provider is unable to post results because the Directory is unavailable.

```
MediatorResult{ status: ResultStatus,
                uri: bytes,
                matchId: uint,
                hash: uint,
                instructionCount: uint,
                bandwidthUsage: uint,
                verdict: Verdict,
                faultyParty: Party; }
```

The platform on itself cannot determine which party is cheating merely based on the hash of the Mediator's Results. For example, the smart contract cannot check whether the job was correctly posted to the directory by the Job Creator or the result was correctly posted to directory by the Resource Provider. Therefore, it is the responsibility of the Mediator to decide who should be punished in the ecosystem. `verdict` is the reason for deciding on the cheating party, and `faultyParty` is the cheating party.

```
enum Verdict{ ResultNotFound,
              TooMuchCost,
              WrongResults,
```


CorrectResults,
InvalidResultStatus}

This is the reason that the Mediator chose to punish an actor. ResultNotOnDirectory means that the Resource Provider did not put the results in the directory. TooMuchCost means that the Resource Provider charged too much for the job. WrongResults means that the Resource Provider provided wrong results. CorrectResults means that the Resource Provider completed the job correctly and the JobCreator should be punished by sending the result for mediation. InvalidResultStatus means that the Resource Provider's mentioned ResultStatus is wrong. For example, it said that the job description was invalid and returned JobDescriptionError, but the description was correct.

enum Party{ ResourceProvider, JobCreator }

These are the trustless parties in the ecosystem. Mediators should specify who cheated in a job and should be punished by specifying one of these parties.

Appendix C PROOFS: EQUILIBRIUM ANALYSIS

This appendix provides the proofs for the theorems presented in Section 5.2. The RP chooses between executing a job and attempting to deceive the JC. The JC chooses between verifying the result and accepting it without verification. Below we examine the payoffs for each combination to determine which conditions will cause each agent to always choose one action (the pure strategy) or to mix randomly between them. The utilities for the RP and JC can be found in Tables 5 and 6 respectively. To simplify these utility functions, we set π_d (the compensation when cheating is detected) equal to π_c (the amount the JC would have paid the RP for successfully completing a job). This means that if cheating is detected in the RP, the JC will receive at least what it was willing to pay, and if cheating was detected in the JC the RP will receive what it expected for correct execution. This was chosen to limit the additional benefit to dishonest participants while minimizing the harm to honest participants. These simplified utilities can be found in Tables 7 and 8. The proofs for the following theorems rely on determining which strategy dominates thus we further simplify the payoffs by removing terms that are common to both strategies, leaving only the terms that determine which strategy is dominant. The result is Tables 9 and 10.

To refer to the utility of a given combination of actions we use the symbol U with superscript of the agent (i.e., RP and JC) and subscript of the action combination of RP and JC (i.e., EV is <execute, verify>, DP is <deceive, pass>, EP is <execute, pass>, and DV is <deceive, verify>). So for example the utility of the RP when the the RP executes and the JC passes is denoted U_{EP}^{RP} and refers to the upper right utility in Tables 5 and 7. Since Tables 9 and 10 do not represent utility but rather include only the significant terms for determining strategy dominance we refer to them with ΔU instead.

THEOREM 1 (JC SHOULD NOT ALWAYS PASS ($p_v > 0$)). *If the JC always passes (i.e., $p_v = 0$), then the RP's best response is to always deceive (i.e., $p_e = 0$).*

PROOF. Assume that the JC always passes, then the RP will either execute or deceive. Since $U_{EP}^{RP} < U_{DP}^{RP}$ is always true then the RP

will always deceive. This corresponds to the JC utility U_{DP}^{JC} which is always negative, thus if the JC will always pass then it should not participate. Therefore, a JC that is participating will not always pass. \square

THEOREM 2 ($p_e > 0$). *If $p_v > 0$ and $p_a^{n+1} > \frac{1}{2}$, then a rational RP must execute the jobs with non-zero probability.*

PROOF. If the JC verifies, the RP dominant strategy is to execute if $U_{DV}^{RP} < U_{EV}^{RP}$. Deriving Table 9 from Table 7 we know that to execute is dominate if

$$\begin{aligned} -c_e + p_a^{n+1}\pi_c(n + \theta + 1) &> -c_d \\ \text{rearrange terms } p_a^{n+1}\pi_c(n + \theta + 1) &> c_e - c_d \end{aligned} \quad (20)$$

From Table 1 we know that $n > 0$ so then $2\pi_c < \pi_c(\theta + n + 1)$. We also know $c_e < \pi_r \leq \pi_c$. Substituting these into Eq. (20) results in:

$$\begin{aligned} \left\{ p_a^{n+1}\pi_c(n + \theta + 1) \geq 2\pi_cp_a^{n+1} \right\} &> \left\{ \pi_c \geq c_e \geq c_e - c_d \right\} \\ \text{Simplify: } 2\pi_cp_a^{n+1} &> \pi_c \\ \text{Solve for } p_a^{n+1}: p_a^{n+1} &> \frac{1}{2} \end{aligned} \quad (21)$$

Thus, since $p_v > 0$ from Theorem 1, if Eq. (21) is true then executing is the dominant strategy and $p_e > 0$. \square

THEOREM 3 (BOUNDED p_a). *If the parameters in the JC utility function are all set to minimize the optimal value for p_a (maximizing a rational JC's dishonesty), then any deviation will increase p_a . The platform controls n and θ , and so controls the minimum optimal value of p_a .*

PROOF. The system must bound p_a for any set of values in the system, thus we use the JC's total expected utility.

$$\begin{aligned} U^{JC} &= p_v p_e U_{EV}^{JC} + p_v(1 - p_e)U_{DV}^{JC} + \\ &\quad (1 - p_v)p_e U_{EP}^{JC} + (1 - p_v)(1 - p_e)U_{DP}^{JC} \\ U^{JC} &= b\sigma_e - c_v\sigma_v - g_j + g_m\sigma_v(p_a\sigma_e - 1) + \\ &\quad \pi_c\sigma_v(n + \theta + 1)(-p_a p_a^n \sigma_e + p_a \sigma_e + p_a^n - 1) + \\ &\quad 2\pi_c\sigma_v - \pi_c - 2p_a\pi_c\sigma_e\sigma_v - \pi_a \end{aligned} \quad (22)$$

take the derivative with respect to p_a :

$$\begin{aligned} \frac{\partial}{\partial p_a} U^{JC} &= g_m\sigma_e\sigma_v - 2\pi_c\sigma_e\sigma_v + \\ &\quad \pi_c\sigma_v(n + \theta + 1) \left(-np_a^n \sigma_e + \frac{np_a^n}{p_a} - p_a^n \sigma_e + \sigma_e \right) \end{aligned} \quad (23)$$

Set equal to 0 and simplify:

$$\frac{2\pi_c - g_m}{\pi_c(n + \theta + 1)} = 1 - p_a^n + \frac{np_a^{n-1}}{p_e} - np_a^n \quad (24)$$

We now examine each term in Eq. (24) to determine which values will minimize p_a .

- If g_m increases, then left-hand side decreases, meaning p_a will increase.

Table 5: RP payoffs by decision

	verify	pass
	U_{EV}^{RP}	U_{EP}^{RP}
execute	$-c_e - g_r - \pi_a + \pi_c (np_a^n(p_a - 1) + p_a + p_a^n \theta(p_a - 1)) + \pi_d(1 - p_a)(1 - p_a^n)$	$\pi_c - c_e - g_r - \pi_a$
deceive	$-c_d - g_r - \pi_a + p_a^n \pi_c(-n - \theta) + \pi_d(1 - p_a^n)$	$\pi_c - c_d - g_r - \pi_a$
	U_{DV}^{RP}	U_{DP}^{RP}

Table 7: RP payoffs by decision when $\pi_d = \pi_c$

	verify	pass
	U_{EV}^{RP}	U_{EP}^{RP}
execute	$-c_e - g_r - \pi_a + \pi_c + p_a^n \pi_c(p_a - 1)(n + \theta + 1)$	$\pi_c - c_e - g_r - \pi_a$
deceive	$-c_d - g_r - \pi_a + \pi_c - p_a^n \pi_c(n + \theta + 1)$	$\pi_c - c_d - g_r - \pi_a$
	U_{DV}^{RP}	U_{DP}^{RP}

Table 9: Simplify RP utility to assess dominant strategy with $\pi_d = \pi_c$.

	verify	pass
	ΔU_{EV}^{RP}	ΔU_{EP}^{RP}
execute	$-c_e + p_a^{n+1} \pi_c(n + \theta + 1)$	$-c_e$
deceive	$-c_d$	$-c_d$
	ΔU_{DV}^{RP}	ΔU_{DP}^{RP}

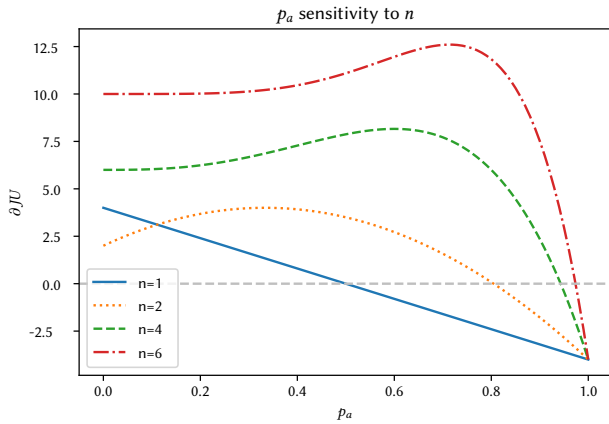


Figure 9: In this plot we vary the value of n and plot p_a against $\frac{\partial U^{JC}}{\partial p_a}$. This shows that as n increases so does the optimal value of p_a . For this plot $\pi_c = 2$, $g_m = 0$, $\theta = 0$, $c_v = 1$, $b = 4$, $p_e = 1$

Table 6: JC payoffs by decision

	verify	pass
	U_{EV}^{JC}	U_{EP}^{JC}
execute	$b - g_j - \pi_c(n + \theta)(1 - p_a)(1 - p_a^n) + (1 - p_a)(-g_m + p_a^n \pi_d) - c_v - p_a \pi_c - \pi_a$	$b - g_j - \pi_a - \pi_c$
deceive	$-c_v - g_j - g_m + p_a^n \pi_d - \pi_a - \pi_c(n - p_a^n(n + \theta) + \theta)$	$-g_j - \pi_a - \pi_c$
	U_{DV}^{JC}	U_{DP}^{JC}

Table 8: JC payoffs by decision when $\pi_d = \pi_c$

	verify	pass
	U_{EV}^{JC}	U_{EP}^{JC}
execute	$b - c_v - g_j - g_m(1 - p_a) - \pi_a + \pi_c(1 - 2p_a) - \pi_c(1 - p_a)(1 - p_a^n)(n + \theta + 1)$	$b - g_j - \pi_a - \pi_c$
deceive	$-c_v - g_j - g_m - \pi_a + \pi_c + \pi_c(p_a^n - 1)(n + \theta + 1)$	$-g_j - \pi_a - \pi_c$
	U_{DV}^{JC}	U_{DP}^{JC}

Table 10: Simplify JC utility to assess dominant strategy with $\pi_d = \pi_c$.

	verify	pass
	ΔU_{EV}^{JC}	ΔU_{EP}^{JC}
execute	$-\pi_c(1 - p_a)(1 - p_a^n)(n + \theta + 1) + (1 - p_a)(-g_m + 2\pi_c)^{*1,2}$	$c_v^{*3,4}$
deceive	$2\pi_c - g_m - \pi_c(1 - p_a^n)(n + \theta + 1)^{*1,3}$	$c_v^{*2,4}$
	ΔU_{DV}^{JC}	ΔU_{DP}^{JC}

- If p_e increases, then right-hand side decreases, meaning p_a will increase.
- π_c has no impact on p_a when $g_m = 0$. If $g_m \neq 0$, then when π_c increases, the left-hand side (lhs) increases and approaches $\frac{2}{\theta + n + 1}$ (approaching parity with $g_m = 0$), then the right-hand side (rhs) must also increase meaning that p_a must decrease.
- If θ increases, lhs decreases meaning p_a will increase.
- If n increases p_a increases, see where the curves cross 0 in Fig. 9.

By assuming a value for each parameter such that any change results in p_a increases we can determine the worst case for the system. Specifically, if the parameter and p_a are inversely related set the parameter to its maximum allowed value, and if they are directly related set the parameter to its minimum value. Thus, the

worst case values for each of the parameters are: $g_m = 0$, $p_e = 1$, $\theta = 0$, $n = 1$. The plot in Fig. 5 when $n = 1$ uses those parameters and shows that increasing n does cause the optimal value for p_a to increase. We see that when $n = 1$, the optimal $p_a = 0.5$; and when $n = 4$, the optimal $p_a = 0.943$. Thus, we see that setting n can set a lower bound on the optimal p_a . Parameter θ also can adjust the lower bound on the optimal value for p_a . \square

THEOREM 4 (JC TYPE 1). *If the JC is type 1, it will always verify ($p_v = 1$) since c_v is sufficiently low. This results in a pure strategy equilibrium $\langle \text{execute}, \text{verify} \rangle$.*

PROOF. Type 1 means that $U_{EV}^{JC} > U_{EP}^{JC}$ and $U_{DV}^{JC} > U_{DP}^{JC}$ so verify strictly dominates passing for the JC. From Theorem 3 we know that $p_a^{n+1} > \frac{1}{2}$ and from Theorem 2 we know that if $p_a^{n+1} > \frac{1}{2}$ and the JC verifies then the RP will execute thus $\langle \text{execute}, \text{verify} \rangle$ is a pure strategy equilibrium. \square

THEOREM 5 (JC TYPE 2). *If the JC is type 2, it results in two pure strategy equilibria $\langle \text{execute}, \text{verify} \rangle$, $\langle \text{deceive}, \text{pass} \rangle$, and one mixed strategy Nash equilibrium where the JC randomly mixes between verifying and passing.*

PROOF. Type 2 means that verify dominates when the RP executes ($U_{EV}^{JC} > U_{EP}^{JC}$) and pass dominates when RP deceives ($U_{DV}^{JC} < U_{DP}^{JC}$). Following Theorem 4 we know that $\langle \text{execute}, \text{verify} \rangle$ is a pure strategy equilibrium if the JC always verifies and since $U_{EV}^{JC} > U_{EP}^{JC}$ the JC will not choose to pass.

$\langle \text{deceive}, \text{pass} \rangle$ is a pure strategy equilibrium because $U_{DV}^{JC} < U_{DP}^{JC}$ so the JC will not change to verify, and RP will not change to execute because $U_{EP}^{RP} < U_{DP}^{RP}$ is always true.

The JC will only verify all jobs if the cost of verification c_v is sufficiently low (0). Otherwise it may get better utility by adopting a mixed strategy, choosing to verify with probability p_v and choosing to pass with probability $1 - p_v$. However, if the JC passes, the RP will prefer to deceive (assuming that $p_a^{n+1} > \frac{1}{2}$) and so will also choose to adopt a mixed strategy where it executes with probability p_e and deceives with probability $1 - p_e$.

\square

THEOREM 6 (JC TYPE 3). *If the JC is type 3, it will result in a Nash equilibrium where the JC randomly mixes between verifying and passing, and the RP mixes between executing and deceiving.*

PROOF. Type 3 means that pass dominates when the RP executes ($U_{EV}^{JC} < U_{EP}^{JC}$) and verify dominates when RP deceives ($U_{DV}^{JC} > U_{DP}^{JC}$). Assume the JC will verify and the RP will execute: $\langle \text{execute}, \text{verify} \rangle$. Then since $U_{EP}^{JC} > U_{EV}^{JC}$ the JC will transition to pass: $\langle \text{execute}, \text{pass} \rangle$. Now since $U_{EP}^{RP} < U_{DP}^{RP}$ is always true the RP will transition to deceive: $\langle \text{deceive}, \text{pass} \rangle$. Then the JC will transition to verify since $U_{DV}^{JC} > U_{DP}^{JC}$: $\langle \text{deceive}, \text{verify} \rangle$. And finally from Theorem 2 the RP will transition to execute: $\langle \text{execute}, \text{verify} \rangle$. Thus, we return to the initial condition and there is not pure strategy equilibrium. From [26] we know that all finite games have an equilibrium and so there must exist a mixed strategy equilibrium. \square

Appendix D SMART CONTRACT FUNCTIONS

Table 11 shows the different smart contract functions and the actor who calls them. the first two functions are called during deployment of the smart contract and these have no subscriber available (N/A).

Appendix E FUNCTION GAS COSTS

To measure the minimum cost of executing a job via MODiCuM, we had a single JC submit 100 jobs and measured the function gas costs and call times independent of the job that was being executed. Table 12 shows the cost measured for each function call. The postJobOffer function was split into two parts, postJobOfferPart1 and postJobOfferPart2 to deal with stack too deep issues. The cost accrued when there are no deviations from the protocol is the cost to post the job and accept the result. This is the nominal cost of operation and is :

$$\begin{aligned} \text{nominal cost} &= \text{postJobOfferPartOne} + \text{postJobOfferPartTwo} + \text{acceptResult} \\ \text{nominal cost} &= 2.36E5 + 2.16E5 + 1.40E5 \\ \text{nominal cost} &= 5.92E5 \end{aligned} \tag{25}$$

Table 11: Functions provided by the MODiCuM Smart Contract and their corresponding events, as well as the agents who call the functions and the agents that subscribe to those events. In the *Caller* and *Subscriber* columns, mediator is denoted M, Resource Provider is denoted RP, Job Creator is denoted JC, solver is denoted as S.

Function	Event	Caller	Subscriber
setPenaltyRate	PenaltyRateSet	Deployment	N/A
setReactionDeadline	ReactionDeadlineSet	Deployment	N/A
registerMediator	MediatorRegistered	M	M,S,JC,RP
mediatorAddTrustedDirectory	MediatorAddedTrustedDirectory	M	M,S
mediatorAddSupportedFirstLayer	MediatorAddedSupportedFirstLayer	M	M,S
registerResourceProvider	ResourceProviderRegistered	RP	RP,S
resourceProviderAddTrustedMediator	ResourceProviderAddedTrustedMediator	RP	RP,S
resourceProviderAddTrustedDirectory	ResourceProviderAddedTrustedDirectory	RP	RP,S
resourceProviderAddSupportedFirstLayer	ResourceProviderAddedSupportedFirstLayer	RP	RP,S
registerJobCreator	JobCreatorRegistered	JC	JC,S
jobCreatorAddTrustedMediator	JobCreatorAddedTrustedMediator	JC	JC,S
postResOffer	ResourceOfferPosted	RP	RP,S
postJobOffer	JobOfferPosted	JC	JC,S
cancelJobOffer	JobOfferCanceled	JC	JC,S
cancelResOffer	ResourceOfferCanceled	RP	RP,S
postMatch	Matched	S	S,RP
postResult	ResultPosted	RP	RP,JC
rejectResult	ResultReaction, JobAssignedForMediation	JC	JC,M,RP
acceptResult	ResultReaction, MatchClosed	JC	JC,RP
postMediationResult	MediationResultPosted, MatchClosed	M	M,JC,RP
timeout	MatchClosed	JC	JC,RP

Table 12: Gas cost for each platform function call, measured upon receipt of event emitted by that function. gasEstimate is the value returned when calling the eth_estimateGas method

Function	mean	std.dev.	gasEstimate
setPenaltyRate	43,400	0	22,100
setReactionDeadline	43,100	0	21,600
acceptResult	140,000	64,700	62,900
postResult	91,000	16,000	225,000
postMatch	35,000	1,700	127,000
postJobOfferPartOne	236,000	4,590	228,000
postJobOfferPartTwo	216,000	0	227,000
postResOffer	242,000	2,160	232,000
registerMediator	137,000	0	85,100
registerResourceProvide,	81,200	0	25,400
resourceProviderAddTM	65,000	0	42,300
registerJobCreator	34,000	0	3,200
jobCreatorAddTM	65,300	0	42,600
postMediationResult	187,000	15,600	240,000
rejectResult	53,900	9	47,100
nominalcost	592,000		