

A Novel Column Generation Heuristic for Airline Crew Pairing Optimization with Large-scale Complex Flight Networks

Divyam Aggarwal¹, Dhish Kumar Saxena^{1a}, SaaJU Paulose², Thomas Bäck³, and Michael Emmerich³

¹ Department of Mechanical & Industrial Engineering (MIED), Indian Institute of Technology Roorkee, Roorkee, Uttarakhand-247667, India. {daggarwal, dhish.saxena}@me.iitr.ac.in

² GE Digital Aviation Software, San Ramon, CA, USA. saaju.paulose@ge.com

³ Leiden Institute of Advanced Computer Science (LIACS), Leiden University, Niels Bohrweg 1, 2333 CA Leiden, the Netherlands. {t.h.w.baek, m.t.m.emmerich}@liacs.leidenuniv.nl

Abstract. *Crew Pairing Optimization* (CPO) is critical for an airlines' business viability, given that the crew operating cost is second only to the fuel cost. CPO aims at generating a set of flight sequences (*crew pairings*) to cover *all* scheduled flights, at *minimum* cost, while satisfying several *legality* constraints. The state-of-the-art heavily relies on relaxing the underlying Integer Programming Problem into a Linear Programming Problem, that in turn is solved through the *Column generation* (CG) technique. However, with the alarmingly expanding airlines' operations, CPO is marred by the curse of dimensionality, rendering the *exact* CG-implementations obsolete, and necessitating the *heuristic* based CG-implementations. Yet, in literature, the much prevalent large-scale complex flight networks involving multiple – crew bases and/or hub-and-spoke sub-networks, largely remain uninvestigated. This paper proposes a novel *CG heuristic*, which has enabled in-house development of an Airline Crew Pairing Optimizer (*AirCROP*). The efficacy of the heuristic/*AirCROP* has been tested on real-world, large-scale, complex network instances with over 4,200 flights, 15 crew bases and multiple hub-and-spoke sub-networks (resulting in a billion-plus possible pairings). Notably, this paper has a dedicated focus on the proposed CG heuristic (not the entire AirCROP framework) based on balancing *random exploration of pairings*; *exploitation of domain knowledge* (on optimal solution features); and *utilization of the past computational & search effort through archiving*. Though this paper has an airline context, the proposed CG heuristic may find wider applications across different domains, by serving as a template on how to utilize domain knowledge to better tackle combinatorial optimization problems.

Keywords. Airline Crew Scheduling · Crew Pairing Optimization · Combinatorial Optimization · Column Generation · Mathematical Programming · Heuristic.

1 Introduction

Amongst major expenses of an airline, crew operating cost is the second-largest expense, after the fuel cost. For instance, 1.3 billion USD were spent on crew operations by American Airlines in 1991 [26]. For large airlines, even marginal improvements in crew operating cost may translate to savings worth millions of dollars annually. This has led to the recognition of Airline Crew Scheduling [13] as a critical planning activity with potential for huge cost-savings. Its aim is to generate crew schedules by assigning the crew members to a set of legal flight sequences, to cover a finite set of flights from its timetable while satisfying crew requirements of these flights. In the last three decades, it has received an unprecedented attention from the Operations Research (OR) society by way of comprehensive efforts to adapt the state-of-the-art optimization techniques to solve it. Conventionally, it is tackled sequentially through solutioning of two subproblems, including: (a) *Crew Pairing Optimization Problem* (CPOP), where, the aim is to generate a set of flight sequences (each called a *crew pairing*) to cover all the flights of an airlines' flight schedule, at minimum cost, while satisfying multiple *legality* constraints linked to airline-specific regulations, federations' rules,

^a *Corresponding author*; *Email Address*: dhish.saxena@me.iitr.ac.in, dhishsaxena@gmail.com; *Present Address*: Room No.-231, East Block, MIED, IIT Roorkee, Roorkee, Uttarakhand-247667, India; *Phone*: +91-8218612326

labor laws, etc., and (b) *Crew Rostering Problem* (or *Crew Assignment Problem*), where, the aim is to assign crew members to optimally-derived crew pairings, while satisfying the corresponding crew needs.

This research has contributed to in-house development of an Airline Crew Pairing Optimizer, named as *AirCROP*¹, which has been tested and validated for real-world, large-scale and complex flight networks. However, this paper has a dedicated focus on the central building block for *AirCROP* – on *how to intelligently explore the inestimably large search space of crew pairings (several billions possible), leading to minimization of cost*. The associated facts are highlighted below. CPOP belongs to the class of *NP-hard*² problems [24], and its different facets include:

- modeling: a CPOP is modeled either as a *Set Covering Problem* (SCP), where, coverage of each flight in more than one pairing is permitted, or a *Set Partitioning Problem* (SPP), where coverage of each flight is restricted to only one pairing.
- solution-architecture: for a crew pairing to be ‘operational’ or ‘legal’, it has to comply-with hundreds of *legality* constraints (detailed in Section 2.1). For large-scale CPOPs, it is critically important to generate legal crew pairings in a timely manner. Based on either duty- or flight-network, several legal pairing generation approaches are available in the literature, which are reviewed in [1]. In this background, two CPOP solution architectures relate to how the legal pairing generation is invoked. One way is to completely enumerate all possible legal pairings *a priori* CPOP-solutioning (finding a minimal-cost subset of those pairings covering all flights). This approach is mostly adopted for solving small-scale CPOPs, as generation and storage of all legal pairings for such problems is still computationally-tractable (see, e.g., [14, 20, 33, 54]). Alternatively, the legal pairing generation is invoked over successive iterations of CPOP-solutioning, wherein, at each iteration, new legal pairings are enumerated to help CPOP solution improve as far as possible, before the next iteration is triggered (see, e.g., [6, 17, 18, 22, 43, 45]). This approach is generally adopted for medium- to large-scale CPOPs, where millions/billions of legal pairings are possible, making their complete enumeration a priori CPOP-solutioning, computationally-intractable.
- solution-methodology: it is solved by use of either heuristic-based optimization techniques, or mathematical programming techniques, a brief review of which is presented below.

1.1 Crew Pairing Optimization: Related Work

As mentioned above, heuristic-based optimization techniques, and mathematical programming techniques are the two broad solutioning categories for the CPOPs. Notably, within heuristic-based techniques, the most widely adopted technique is Genetic Algorithms (GA), which are population-based, randomized-search heuristics, inspired by the theory of natural selection and genetics (details in [25]). Beasley and Chu [14] is the first instance to customize GAs for solving a general class of SCPs, involving small-scale synthetic test cases (with just over 1,000 rows and 10,000 columns). The key facts around other GA-based CPOP solution approaches available, are summarized in Table 1. In general, these studies center around reasonably small-scale flight, for which relatively small number of pairings

Table 1: An overview of GA-based CPOP solution approaches, proposed in the literature

Literature Studies	Modeling	Timetable	Airline Test Cases*	Airlines
Levine [37]	Set Partitioning	-	40R; 823F; 43,749P	-
Ozdemir and Mohan [44]	Set Covering	Daily	28R; 380F; 21,308P	Multiple Airlines
Kornilakis and Stamatopoulos [35]	Set Covering	Monthly	1R; 2,100F; 11,981P	Olympic Airways
Zeren and Özkol [54]	Set Covering	Monthly	1R; 710F; 3,308P	Turkish Airlines
Demirel and Deveci [15]	Set Covering	Monthly	6R; 1,002F; 1,121,408P	Turkish Airlines
Deveci and Demirel [20]	Set Covering	Monthly	12R; 714F; 43,091P	Turkish Airlines

R represents the number of real-world test cases considered; F and P represents the maximum number of flights and pairings covered, therein.

are possible. Though, Kornilakis and Stamatopoulos [35] and Zeren and Özkol [54] deal with 2100 and 710 flights respectively, they have considered only a subset of all possible legal pairings towards their reported solution. Zeren and Özkol [54] demonstrated that, while a highly customized-GA is efficient for solving small-scale CPOPs, it fails

¹ D. Aggarwal, D.K. Saxena, T. Bäck, M. Emmerich, Crew Optimization, *Netherlands Patent Application N2025010*, Feb. 2020.

² For NP-hard (NP-complete) problems, no polynomial time algorithms on sequential computers are known up to now. However, verification of a solution could be accomplished efficiently, i.e., in polynomial time.

to solve large-scale CPOPs with the same search-efficiency. Furthermore, with reference to a 839 flight-network with multiple hub-and-spoke sub-networks, Aggarwal et al. [4] demonstrated that customized GAs are not so efficient in solving complex versions of even small-scale flight networks.

The use of mathematical programming techniques is linked to the fact that CPOPs modeled as SCPs/SPPs are inherently Integer Programming Problems (IPPs). However, it is found that the integer programs (IP) resulting from even small-scale CPOPs are so complex that it is computationally-impractical to solve them using standard IP-techniques [8, 30]. As an alternative, the integer constraint in CPOP/IPP is relaxed, leading to the corresponding Linear Programming Problem (LPP), solution to which is obtained by iteratively invoking an LPP solver. For the first iteration, the input to the LPP solver is any set of pairings which cover all the flights in the given schedule. For any subsequent iteration, the new input set comprises of the current LPP solution and a set of new pairings which by *construct* promise improvement in the objective function. Such new pairings are generated using the *Column Generation* (CG) technique, as part of the solution to a *pricing sub-problem*, (Desrosiers and Lübbecke [19]). Once the optimal solution to the LPP is obtained, it is integerized towards a solution to the original CPOP/IPP. However, as cited by [55], the efficacy of the CG technique may be marred by– tailing-off effect (slower convergence in the later LPP iterations), bang-bang effect (oscillation of dual variables from one extreme point to another), heading-in effect (poor dual information leading to generation of irrelevant columns in initial LPP iterations), etc. While, different CG stabilization techniques are available ([21, 39, 40]), the use of *interior-point* methods ([29]) is gaining prominence. In terms of integerization, leading to the solution to the original CPOP, the literature points to prevalence of two approaches. One approach [9, 45, 55] is to employ special performance boosting heuristics before applying a branch-and-bound algorithm (standard IP-technique). These heuristics help eliminate some pairings by exploiting their linear variables and by fixing specific flight-connections, or add some pairings before invoking the IP solver. The other approach is based on a *branch-and-price* algorithm (originally proposed by Barnhart et al. [12]), in which CG is used to generate new legal pairings at each node of the branch-and-bound search tree [16, 18, 46, 47, 48, 49, 50].

For generating new pairings as part of the pricing sub-problem, the literature points to two types of strategies, namely, *exact*- and *heuristic-pricing* strategies. The aim of the exact-pricing strategy is to find only the pairings with most-negative reduced cost values, and if no pairing is found, then CG is terminated (see, e.g., Desaulniers and Soumis [16], Desaulniers et al. [18], Saddoune et al. [49], Vance et al. [51]). Here, the pricing sub-problem is modeled as a Shortest-Path Problem with Resource Constraints (SPPRC) [28], and is solved using dynamic programming and labeling algorithms [7]. Minoux [42] constructed the pricing sub-problem using a duty-tree, and applied a shortest path algorithm to find the most promising legal pairing (with most negative reduced cost value). In that, while finding the shortest path, i.e., the desired legal pairing, the cost of duties and their overnight-connections is reduced using the corresponding dual variables, and the pairing cost is assumed to be a linear sum of these costs. This work is extended in Barnhart et al. [11], Desaulniers et al. [17], Lavoie et al. [36], Vance et al. [50], where, primarily, the limitations linked to the linear construct of the pairing cost are addressed. Saddoune et al. [49] formulated individual pricing sub-problems for each combination of a day of planning horizon and a crew base, and defined each of them on a flight-based acyclic time-space network. Desaulniers et al. [18] adopted the same approach for their academic monthly instances (with over 7,527 flights & 3 crew bases). However, for their industrial weekly (with over 8,711 flights & 7 crew bases) and monthly (46,588 flights & 7 crew bases) instances, the authors defined each pricing sub-problem on a duty-based acyclic time-space network, and solved them using a heuristic labeling algorithm with label-dominance rule [28].

In the heuristic-pricing strategy, the aim is to find a subset of new pairings with negative reduced cost values either randomly or by exploiting problem-specific features [41, 55]. Marsten [41] proposed an approach, where instead of solving the pricing sub-problem as SPPRC, the reduced cost of every possible legal pairing is explicitly checked. Notably, this approach is practically viable only in small- to medium-scale CPOPs, where the new pairings are reasonably sized. However, with the growing complexity of the flight networks over the last two decades, the utility of such CG implementations is impaired, paving the way for the domain-knowledge driven CG heuristics that focus upon a manageable, yet critical part of the overall pairings' search space. For instance, in an attempt to solve monthly flight schedules (with over $\approx 17,318$ flights & 1 crew base) of Turkish Airlines, Zeren and Özkol [55] proposed a combination of both heuristic- and exact-pricing strategies, in which the former prioritizes the generation of a pairing set with considerably less number of deadhead, while the latter is solved as a shortest path IP problem. Notably, this IP formulation is not able to model all the pairing legality constraints, leading to the requirement of another heuristic for eliminating the generated infeasible pairings. Despite this progress, the applicability of heuristic-pricing strategy to the much prevalent and emergent *complex flight networks*, characterized by *multiple crew bases* and *hub-and-spoke sub-networks*, largely remains uninvestigated. This could plausibly be attributed to the fact that in such networks, the number of potential crew pairings grow exponentially with the number of flights. Such a research gap is all the more alarming, considering that the air traffic is expected to double up over the next 20 years [23], where in, more and more airlines may rely on multiple crew bases and multiplicity of hubs.

1.2 Current Contributions

This paper attempts to bridge the research gap through its proposition of a domain-knowledge driven CG heuristic capable of efficiently tackling large-scale and complex flight networks. In that, at any instant the proposed CG heuristic relies on balancing *random exploration* (of pairings' space), *exploitation of domain knowledge* (on optimal solution features) at a *set* level and individual *pairing* level, and utilization of past computational effort through *archiving* guided by the *flight-pair level* information. The optimal solution features pursued here to guide the CG heuristic, relate to *Deadhead reduction* (coverage of a particular flight in more than one pairing) and *Crew Utilization enhancement* (the hours at work by a crew, out of the maximum permissible hours in a duty). The utility of the proposed CG heuristic is demonstrated on real-world, large-scale (over 4200 flights), complex flight network (over 15 crew bases and multiple hub-and-spoke sub-networks) of US-based client airlines of the research consortium's industrial partner. The proposed CG heuristic constitutes the kernel of a crew pairing optimization framework, named as *AirCROP*, developed in-house as part of a larger research project, tested and validated by the industrial sponsor with reference to the best-practice solution for the underlying flight network data. Through experimental evidence using *AirCROP*, it is established that the proposed CG heuristic based on integrated use of the four CG strategies, not only enables a lower-cost crew pairing solution in lesser time compared to any particular CG strategy or their sub-combinations, but also leads to a lower-cost solution compared to standard CG practice (with exact-pricing strategy).

The structure of the remaining paper is as follows. The formative concepts and the formulation of airline CPOP are presented in Section 2, followed by an overview of *AirCROP* in Section 3. The proposed CG heuristic is detailed in Section 4. Subsequently, the experimental results are presented in Section 5, while the paper concludes with Section 6.

2 Airline Crew Pairing Optimization Problem: Preliminaries and Formulation

This section presents the prerequisites in terms of basic terminology, legality constraints and costing criteria for crew pairing, leading up to Airline CPOP formulation.

A *crew pairing* refers to a legal sequence of flights operated by a crew, that departs and arrives at a fixed (home) airport, called a *crew base*. For instance, Figure 1 illustrates a crew pairing with *Dallas* (DAL) as the crew base.

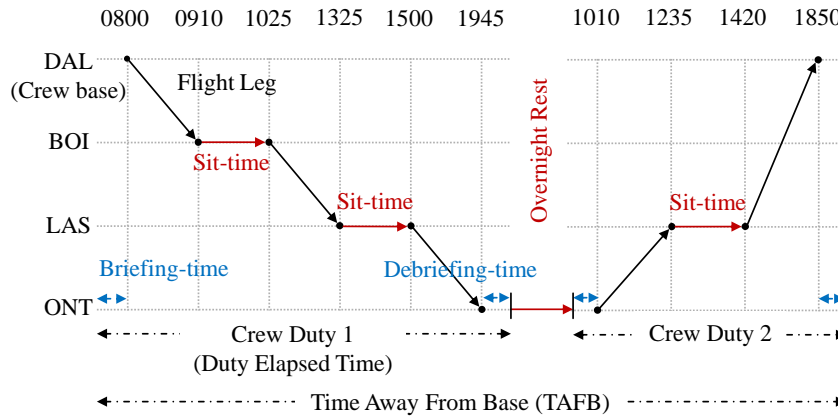


Fig. 1: An example of a crew pairing starting from *Dallas* (DAL) crew base.

The key terms used here, are discussed below. Within a crew pairing, the flight sequence covered in a single working day (not necessarily same as the calendar day) is called a *crew duty*. In that, a small rest-period, provided between any two flights to facilitate aircraft changes by crew members, is called a *sit-time* or a *connection-time*. In contrast, *overnight-rest* refers to a long rest-period after termination of the current duty and before commencement of the next crew duty. Two short-periods, provided in the beginning and ending of a crew duty, are called *briefing* and *de-briefing* time, respectively. The total time elapsed in a duty, including briefing and de-briefing times is called *duty elapsed time*. Finally, the time elapsed since the start of a crew pairing is called the *time away from base* (TAFB). At times, a crew is required to be transported to an airport to fly their next flight. In such situations, the crew is transported as passengers in another flight, flown by another crew. Such a flight is called a *deadhead* or a *deadhead flight* for the transported crew. The presence of deadhead flights affects an airline's profit in two ways. Firstly, the airline has to

bear the loss of revenue on the passenger seats being occupied by the deadhead-ing crew. Secondly, the airline has to pay the hourly wages to the deadhead-ing crew even when they are not servicing the flight. In order to maximize the profits, airlines desire to minimize these deadheads as much as possible (ideally zero).

2.1 Crew Pairing: Legality Constraints and Costing Criteria

Multiple airline federations (Federal Aviation Administration, European Aviation Safety Agency, etc.) govern the safety of crew members, and, in turn, regulate the ‘legality’ of a crew pairing. Along with this, several other legality constraints linked to airline-specific regulations, labor laws, etc. are required to be satisfied, for a crew pairing to be considered as legal. Broadly, these constraints could be classified as follows:

- *Connection-city constraint*: this requires the arrival airport of a flight to be the same as the departure airport of the next flight in the pairing sequence.
- *Start- & end-city constraint*: this requires the departure airport of the first flight and the arrival airport of the last flight, to be the same crew base.
- *Sit-time & overnight-rest constraint*: this requires the duration of the sit-times and overnight-rests to lie within the lower and upper bounds on the same, as set by airlines in accordance with the federations’ regulation.
- *Duty constraints*: these cater to the regulations on crew duty, including maximum limits on the permissible - number of duties in a pairing; number of flights in a crew duty; duty elapsed-time and its flying-time, etc.
- *Special constraint*: Airlines desire to optimize their crew utilization, and formulate some special constraints, such as restricting a pairing which provides for overnights at the *same city airports* (airports which are in the same city as the crew base), etc.

Given the multiplicity of these constraints, it is important to enable *legal crew pairing generation* in a time-efficient manner, so that legal crew pairings are available as promptly as possible, when required during the optimization.

The cost of a crew pairing, in general, could be categorized into a *flying cost* and a *non-flying cost* (also called *variable cost*). The former is the cost incurred in actually flying all given flights from an airline’s schedule, and is calculated on an hourly basis. The latter is the cost incurred during the non-flying hours of a pairing, and could further be split into the following costs: (a) *Hard cost* which includes the hotel cost, meal cost, and the *excess pay* – the cost associated with the difference between the guaranteed hours of pay and the actual flying hours, and (b) *Soft cost* which refers to the undesirable cost with associated aircraft changes (during flight-connections), etc.

2.2 CPOP Formulation

It has been mentioned earlier, that CPOP is modeled either as a set partitioning problem or as a set covering problem. The latter allows for more flexibility during its solutioning than the former, by accommodating deadhead flights. In that, for a given set of flights \mathcal{F} (comprising of F flights) that could be covered in multiple ways by a set of legal pairings \mathcal{P} (comprising of P pairings), the aim is to identify that subset of \mathcal{P} , say \mathcal{P}_{IP}^* , which not just covers *each flight at least once*, but does it at a cost *lower* than any alternative subset of the \mathcal{P} . The task of determining $\mathcal{P}_{IP}^* \subseteq \mathcal{P}$ is equivalent to each pairing $p_j \in \mathcal{P}$ being either included in \mathcal{P}_{IP}^* (marked by the corresponding variable $x_j = 1$) or excluded from it (marked by the corresponding variable $x_j = 0$). Notably, each p_j is an F -dimensional vector, any element of which, say a_{ij} , is either 0 or 1. In that, if an i^{th} flight (f_i) is covered by p_j , then $a_{ij} = 1$, else $a_{ij} = 0$. In this background, the CPOP formulation (intrinsically an IPP), as employed in this paper, is presented below.

$$\text{Min. } Z_{IP} = \sum_{j=1}^P c_j x_j + \psi_D \cdot \left(\sum_{i=1}^F \left(\sum_{j=1}^P a_{ij} x_j - 1 \right) \right), \quad (1)$$

$$\text{subject to } \sum_{j=1}^P a_{ij} x_j \geq 1, \quad \forall i \in \{1, 2, \dots, F\} \quad (2)$$

$$x_j \in \mathbb{Z} = \{0, 1\}, \quad \forall j \in \{1, 2, \dots, P\} \quad (3)$$

where, c_j : the cost of a legal pairing p_j ,

ψ_D : an airline-defined penalty cost against each deadhead in the solution,

$a_{ij} = 1$, if flight f_i is covered in pairing p_j ; else 0

$x_j = 1$, if pairing p_j contributes to Minimum Z ; else 0

In Equation 1, the first cost component represents the sum of the individual cost of the pairings, while the second component represents the penalty cost for the deadheads in the solution (note, $(\sum_{j=1}^P a_{ij}x_j - 1)$ represents the number of deadheads corresponding to an i^{th} flight in the solution). Notably, the above formulation assumes that the set of *all* possible pairings, namely, \mathcal{P} , are available apriori, and the task is to determine the set \mathcal{P}_{IP}^* . However, due to the practical challenge associated with generation of \mathcal{P} apriori (as cited in Section 1), solution to the IPP is pursued in conjunction with the corresponding LPP (formulation deferred till Section 4) assisted by CG technique.

3 Overview of AirCROP - the testbed for the Proposed CG heuristic

As a prelude to the proposed CG heuristic (the core of this paper), an overview of *AirCROP* is presented here, since it serves as a testbed for performance investigation of the heuristic. Its schematic in Figure 2, highlights that it is developed by knitting the following modules – *Legal Crew Pairing Generation*, *Initial Feasible Solution Generation*, and *CG-driven LPP-solutioning*, interactively engaging with *IPP-solutioning*. The novelty in *AirCROP* lies in not just how each module (briefed below) is conceived and implemented, but also in how these modules interact. An overview of these modules is presented in the following sub-sections. However, for a comprehensive discussion on their interactions, interested readers are referred to Aggarwal et al. [2].

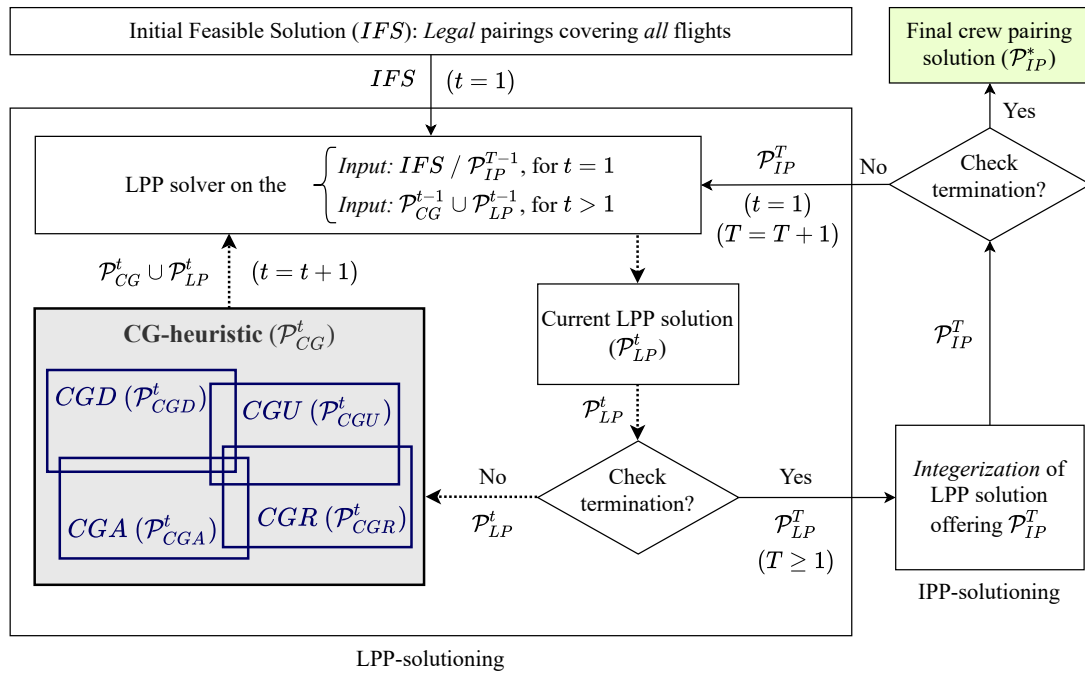


Fig. 2: A schematic for *AirCROP*, enabled by the proposed CG heuristic, comprising of the following strategies to generate fresh pairings \mathcal{P}_{CG}^t at any LPP iteration t : *Deadhead reduction* (CGD , generating \mathcal{P}_{CGD}^t), *Crew Utilization enhancement* (CGU , generating \mathcal{P}_{CGU}^t), *Archiving* (CGA , generating \mathcal{P}_{CGA}^t), and *Random exploration* (CGR , generating \mathcal{P}_{CGR}^t). T marks the counter to track the interactions between IPP- and LPP-solutioning.

3.1 Legal Crew Pairing Generation

This module helps generate pairings which satisfy all the *legality* constraints. Such legal pairings enable generation of an initial feasible solution, and also feed real-time in to the proposed CG heuristic towards LPP-solutioning. Alarmingly, Klabjan and Schwan [32] have inferred based on empirical evidence, that typically 80% of the CPOP-solutioning time may be consumed by legal pairings' generation. Considering that this challenge may only be augmented for complex flight networks, the following preemptive measures have been implemented, given which the total time spent on legal crew pairing generation ranges from 25 to 50% of the overall run-time for *AirCROP*, depending on the scale and complexity of the underlying data set [1]:

- *adoption of duty-network*: here, all possible *legal crew duties* are generated apriori by accounting for several duty constitutive constraints, including connection-city and sit-time constraints. Such *duties* are then used to generate pairings, avoiding the need to re-evaluate several constraints, when pairings are needed in real-time.
- *overnight-rest constraints' preprocessing*: here, a duty overnight-connection graph is pre-processed by satisfying the overnight-rest constraint between all possible pairs of apriori generated legal duties, eliminating the need for its repeated evaluation, when pairings are needed.
- *crew base driven parallelization*: recognizing, that duty constraints do vary across the different crew bases, legal pairing generation process is decomposed into independent sub-processes, capable of running in parallel on multiple cores of a single processing unit.

3.2 Initial Feasible Solution Generation

This module aims to generate an *initial feasible solution* (IFS) – a manageable set of legal crew pairings covering all flights in a given schedule. For large-scale CPOPs, IFS generation standalone is computationally challenging as it constitutes an NP-complete problem. For *AirCROP*, a time-efficient IFS-generation heuristic, namely, an *Integer Programming based Divide-and-cover Heuristic* has been implemented [3]. It relies on: (i) a *divide-and-cover* strategy to decompose the input flight schedule into smaller flight subsets, and (ii) use of *integer programming* to find quality set of pairings for each decomposed flight subset.

3.3 Interactive CG-driven LPP- and IPP-solutioning

This is the core optimization module, which relies on intermittent interaction of submodules, as briefed below:

- LPP-solutioning: as highlighted in Figure 2, this phase entails several iterations (t) of an LPP solver until the termination criterion is not met. In that, if the cost improvements over a pre-specified number of successive LPP iterations falls below a pre-specified threshold (highlighted in Section 5.2), this phase is terminated. In the initial iteration ($t = 1$), the input set is nothing but the IFS. In any subsequent iteration t , the input set comprises of the previous iteration's- LPP solution \mathcal{P}_{LP}^{t-1} and a fresh set of pairings generated/re-induced using the proposed CG heuristic (\mathcal{P}_{CG}^{t-1}). This input pairing set is fed into the LPP solver to find the current \mathcal{P}_{LP}^t , which is further used by the proposed CG heuristic to generate a fresh set of pairings \mathcal{P}_{CG}^t . While the details of the proposed CG heuristic are presented in the next section, it may be noted here, that the composition of \mathcal{P}_{CG}^t is guided by a two-pronged strategy of exploring the *new* pairings' space on the one hand, and utilizing the efficient pairings encountered over the *past* LPP iterations on the other. In that:
 - exploring the *new* pairings' space: this is guided by three strategies, namely, *deadhead reduction* (*CGD*), *crew utilization enhancement* (*CGU*), and *random exploration* of pairings' space (*CGR*). Notably, the former two strategies pursue the desired optimal solution features.
 - utilizing the efficient pairings from the *past*: this is guided by the *archiving* strategy (*CGA*) which utilizes the dual variables of the current LPP solution to identify the promising flight-pairs, corresponding to which efficient pairings from the archive of the past LPP iterations, are extracted.
- IPP-solutioning: once a particular phase of LPP-solutioning terminates, the LPP solution is passed over for its integerization, towards which the branch-and-bound algorithm is used. Being a minimization problem, this algorithm maintains the valid lower bound (LPP solution) and the best upper bound (IPP solution) at each node of its search-tree, and it terminates itself if the difference between these two bounds (*MIP gap*) becomes zero. However, the branch-and-bound search on a large-scale IPP is time-intensive. Hence, the algorithm is terminated at a pre-defined time limit (highlighted in Section 5.2), if it does not self-terminate apriori. Subsequently, the corresponding IPP solution is passed back as the input for the next phase of LPP-solutioning.

Notably, the LPP- and IPP-solutioning interactions are tracked through the T count, and in principle *AirCROP* is terminated when the cost of the IPP solution (Z_{IP}^T corresponding to \mathcal{P}_{IP}^T) matches the cost of its input LPP solution (Z_{LP}^T corresponding to \mathcal{P}_{LP}^T). However, for practical considerations on the time limit, if the IPP and LPP costs do not conform with each other despite a pre-specified number of LPP-IPP interactions, or up to a pre-specified limit on the total run-time, the termination of *AirCROP* is enforced (these pre-specified numbers are highlighted in Section 5.2). It may also be noted that aligned with the scope of this paper, all features and associated parameters in *AirCROP* but for the combinations of CG strategies, are uniformly maintained for experimentation and results.

4 Domain-knowledge Inspired Column Generation Heuristic

The aim in this paper is to demonstrate the efficacy of the proposed CG heuristic towards fulfilling the overarching aim of solving the CPOP/IPP problem (Equations 1 to 3) within the *AirCROP* architecture (Figure 2). Notably,

the prerequisite for solving the IPP formulation is that the set of all possible legal pairings \mathcal{P} is generated apriori. Considering, this may be computationally-intractable for large-scale/complex flight networks, *AirCROP* relies on first solving the corresponding LPP (formulated below), and integerization of the resulting LPP solution, over multiple such interactions. Solution to LPP is obtained by iteratively invoking an LPP solver. In the first iteration, the input to an LPP solver is any set of pairings covering all the scheduled flights. In any subsequent iteration, the new input set comprises of the previous iteration's- LPP solution and a set of fresh pairings promising further improvement in the objective function, as generated/re-induced using the proposed CG heuristic. In other words, *the quality of the final LPP solution is directly dependent on the efficacy of the CG heuristic*. Furthermore, whenever an LPP solution is passed on for its *integerization* (IPP-solutioning), the objective function value for the LPP solution marks the lower bound for the corresponding Integer solution. In other words, an integer solution can not have a better objective function value than the underlying LPP solution. It implies that after several interactions of LPP- and IPP-solutioning, *the quality of the final IPP solution would also depend on the search efficiency in the LPP solutioning phase, at the core of which lies the CG heuristic. This is a testament to the importance of the proposed CG heuristic and this paper.*

The details and associated nitty-gritty of the proposed CG heuristic can be best explained at the level of each LPP iteration (t), that could be perceived as being implemented in three phases³. In that:

- firstly, for a given set of input pairings, LPP solver is invoked on the *primal* form of the LPP formulation (Equations 4 to 6), and the LPP solution is obtained, in that, each pairing p_j in the input set gets assigned a value x_j varying from 0 to 1. All the x_j s together constitute the *primal* variable vector, notated as $X = [x_1 \ x_2 \ x_3 \ \dots \ x_P]^T$. Furthermore, the elements in X with non-zero values ($x_j \neq 0$), and the set of underlying pairings are notated as X_{LP} and \mathcal{P}_{LP} , respectively.

$$\text{Min. } Z_{LP}^p = \sum_{j=1}^P c_j x_j + \psi_D \cdot \left(\sum_{i=1}^F \left(\sum_{j=1}^P a_{ij} x_j - 1 \right) \right) = \sum_{j=1}^P \left(c_j + \psi_D \cdot \sum_{i=1}^F a_{ij} \right) x_j - F \cdot \psi_D, \quad (4)$$

$$\text{subject to } \sum_{j=1}^P a_{ij} x_j \geq 1, \quad \forall i \in \{1, 2, \dots, F\} \quad (5)$$

$$x_j \in \mathbb{R} = [0, 1], \quad \forall j \in \{1, 2, \dots, P\} \quad (6)$$

Notably, the contribution of each pairing to the LPP solution (Equation 6), could be effectively treated as:

$$x_j \in \mathbb{R} \geq 0, \quad \forall j \in \{1, 2, \dots, P\} \quad (7)$$

The rationale is that minimization of Z_{LP}^p will always lead to a solution with all variables $x_j \leq 1$ [52]. Hence, the primal form of the LPP is represented by Equations 4, 5 & 7. Here, the use of Equation 7 instead of Equation 6, helps in getting rid of an additional dual variable in the dual form of the LPP formulation, as defined in the subsequent text.

- secondly, the pairing set \mathcal{P}_{LP} is fed to the *dual* form of the LPP formulation (Equations 8 to 10), and LPP solver is invoked to yield the *dual* variable vector $Y = [y_1 \ y_2 \ y_3 \ \dots \ y_F]^T$ corresponding to the flight constraints.

$$\text{Max. } Z_{LP}^d = \sum_{i=1}^F y_i - F \cdot \psi_D, \quad (8)$$

$$\text{subject to } \sum_{i=1}^F a_{ij} y_i \leq \left(c_j + \psi_D \cdot \sum_{i=1}^F a_{ij} \right), \quad \forall j \in \{1, 2, \dots, P_{LP}\} \quad (9)$$

$$y_i \in \mathbb{R} \geq 0, \quad \forall i \in \{1, 2, \dots, F\} \quad (10)$$

where, P_{LP} : is the number of pairings in the set \mathcal{P}_{LP}

y_i : dual variable, corresponding to an i^{th} flight-coverage constraint,

- availability of the *dual* variables paves way for the *pricing sub-problem*, where the aim is to generate those legal pairings which if included as part of the input to the next LPP iteration, promise a better Z_{LP}^p than the current. The *standard* CG technique (with exact-pricing strategy, as mentioned in Section 1.1) identifies only the pairings with most negative *reduced cost* values, where, the reduced cost (μ_j) is, as defined in Equation 11.

$$\mu_j = \left(c_j + \psi_D \cdot \sum_{i=1}^F a_{ij} \right) - \mu d_j, \quad \text{where, } \mu d_j = \sum_{i=1}^F a_{ij} \cdot y_i \quad (\text{represents dual cost component of } \mu_j) \quad (11)$$

³ For ease of reference, the notations introduced here are kept independent of the iteration counter t . However, for subsequent pseudocodes and corresponding discussions with reference to a particular LPP iteration, these notations are superscripted by t

Here, the potential of a pairing to further reduce Z_{LP}^p is in proportion to the magnitude of its μ_j value. Notably, *the distinctive contribution of the proposed CG heuristic* lies in the fact, that from within the larger pool of pairings with negative μ_j , besides selecting pairings randomly, it also selects pairings in a guided manner. In that, selection of such pairings is guided by optimal solution features at a *set level* and individual *pairing level*, and utilization of the past computational effort. Once a set of such promising pairings meets a pre-defined size, it is merged with the existing \mathcal{P}_{LP} , and fed as the input for the next LPP iteration. When repeated, this procedure leads to a near-optimal LPP solution which could be integerized.

In essence, while the *standard* CG technique prioritizes the generation of only the pairings with most negative μ_j to qualify as an input for the next LPP iteration, the proposed CG heuristic prioritizes the generation of some pairings over the others amongst the pool of pairings with negative μ_j , through its multi-pronged strategies, including:

- Deadhead reduction strategy, *CGD*: prioritizes a set of legal pairings that is characterized by *low deadheads* - a feature which domain knowledge recommends for optimality at a *set level*.
- Crew Utilization enhancement strategy, *CGU*: prioritizes a set of legal pairings, each member of which is characterized by *high crew utilization* - a feature which domain knowledge recommends for optimality at a *pairing level*.
- Archiving strategy, *CGA*: prioritizes a set of legal pairings comprising of those flight-pairs, which as per the existing LPP solution, bear better potential for improvement in the objective function. Such a set, originating from the *flight-pair level* information, is extracted from an archive of previously generated pairings. In doing so, this strategy facilitates utilization of the past computational efforts, by providing an opportunity for an earlier generated legal pairing to be re-inducted in the current pairing pool.
- Random exploration strategy, *CGR*: unlike *CGU* and *CGD* which are guided by the desired optimal solution features, and *CGA* which is guided by the existing LPP solution features, this strategy pursues random and unbiased exploration of pairings' space.

In this background, the details of each strategy leading upto the proposed CG heuristic are presented below.

4.1 Deadhead Reduction Strategy (*CGD*)

As mentioned earlier, a deadhead flight adversely affects an airline's profit. Hence, airlines desire to minimize the deadhead flights as much as possible (ideally zero). Towards it, while defining the costing criteria for a pairing, airlines include a high penalty cost for each deadhead flight present in a crew pairing solution. It implies that while pursuing minimization of the total cost, the resulting solution shall also be characterized by minimal possible deadheads. To exploit this optimality feature, the *deadhead reduction strategy (CGD)* proposed here, aims to generate a new pairing set, \mathcal{P}_{CGD}^t , which provides an alternative way to cover the flights involved in a subset of \mathcal{P}_{LP}^t , while also ensuring that some of these flights get covered with zero deadheads. This strategy promises propagation of the zero-deadhead feature over successive LPP iterations for the following reasons:

- \mathcal{P}_{CGD}^t alongside \mathcal{P}_{LP}^t forms a part of the input for the next LPP iteration
- \mathcal{P}_{CGD}^t provides a scope for better coverage (zero-deadhead) of some flights, compared to \mathcal{P}_{LP}^t
- \mathcal{P}_{CGD}^t may focus on zero-deadhead coverage for different flights in different LPP iterations

The implementation of this strategy at iteration t , formalized in Algorithm 1, has been explained below in conjunction with Figure 3 (where, a sample \mathcal{P}_{LP}^t comprises of pairings p_1 to p_9 , to cover the scheduled flights f_1 to f_{30}). The initial step of *CGD* involves random selection of a subset of legal duties, say \mathcal{D}_D^t , from the set of all legal duties, say \mathcal{D}_{all} (line 2). The maximum number of duties contributing to \mathcal{D}_D^t with-respect-to each crew base, are limited by a pre-defined threshold, say Th_D (the criterion for its setting is highlighted in Section 5.3). The actual number of duties contributing to \mathcal{D}_D^t with-respect-to each crew base, are guided by *Random* – a random integer between 0 & Th_D (line 1). Subsequently, all possible pairings corresponding to \mathcal{D}_D^t are generated, of which only those with negative reduced cost (μ_j^t) are selected (lines 3 & 4). These pairings are then sorted in ascending order with respect to their μ_j^t values (line 5), and the largest sized subset characterized by zero deadheads, say \mathcal{Q}_D^t , is extracted using a deterministic approach (line 6). In that, starting with the pairing having the most-negative μ_j^t (maximum potential for improvement in the objective), iterations are performed over the sorted pairings, and only those pairings are selected which do not cover an already covered flight. The above sorting is important, since the composition of the zero-deadhead subset is dependent on the order in which pairings are evaluated. Let the set of flights covered by pairings in \mathcal{Q}_D^t be denoted by \mathcal{F}_D^t (line 7). Subsequently, \mathcal{P}_{LP}^t is scrolled through (lines 8 to 12), and only the pairings covering one or more flights in \mathcal{F}_D^t are flagged. This enables the composition of $\overline{\mathcal{F}}_D^t$ (line 10) as the set of complementary flights – those which are not present in \mathcal{F}_D^t . For instance, in Figure 3, $\mathcal{Q}_D^t = \{q_1, q_2\}$, $\mathcal{F}_D^t = \{f_3, f_6, f_7, f_9, f_{10}, f_{12}, f_{15}, f_{20}\}$ (flights in the green colour); pairings $p_1, p_3 \dots p_7$ are flagged; and $\overline{\mathcal{F}}_D^t = \{f_1, f_5, f_{13}, f_{14}, f_{16} \dots f_{19}, f_{21} \dots f_{25}, f_{27} \dots f_{30}\}$

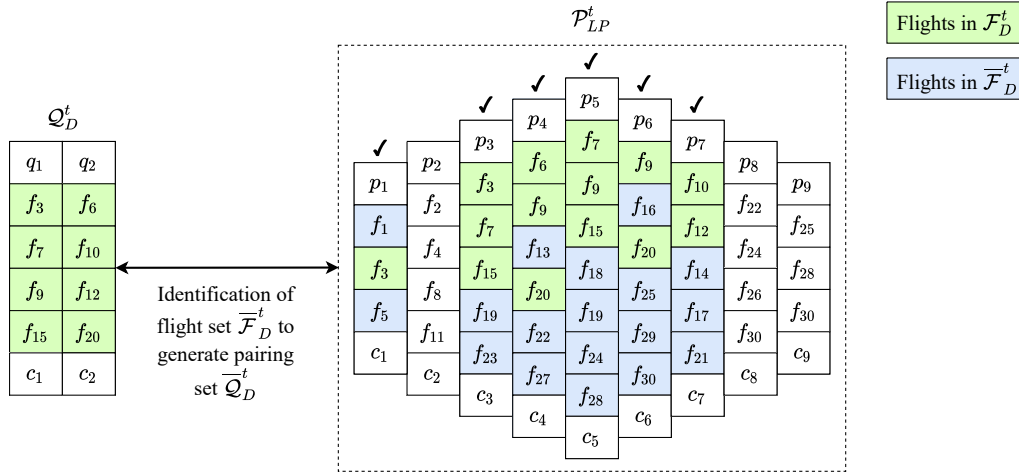


Fig. 3: A symbolic depiction of how the deadhead reduction strategy provides for an alternative way to cover the flights involved in a subset of \mathcal{P}_{LP}^t , while also ensuring that some of these flights get covered with zero deadheads

Algorithm 1: Procedure for the *CGD* strategy, at an LPP iteration t

Input: $\mathcal{D}_{all}, \mathcal{P}_{LP}^t, Y^t, Th_D$
Output: \mathcal{P}_{CGD}^t

- 1 $Random \leftarrow$ Generate a random integer between 0 & Th_D
- 2 $\mathcal{D}_D^t \leftarrow$ Select $Random$ number of duties, with-respect-to each crew base, from \mathcal{D}_{all} without replacement
- 3 Generate all possible pairings using \mathcal{D}_D^t and compute their μ_j^t ▷ Use Equation 11
- 4 Select only the pairings with negative μ_j^t
- 5 Sort pairings in ascending order with-respect-to their μ_j^t
- 6 $\mathcal{Q}_D^t \leftarrow$ Select a zero-deadhead pairing set from the sorted pairings
- 7 $\mathcal{F}_D^t \leftarrow$ Identify flights covered by pairings in \mathcal{Q}_D^t
- 8 **for** each pairing $p_j \in \mathcal{P}_{LP}^t$ **do**
- 9 **if** pairing p_j covers one or more flights from \mathcal{F}_D^t **then**
- 10 $\bar{\mathcal{F}}_D^t \leftarrow$ Add only those flights from p_i that are not present in \mathcal{F}_D^t
- 11 **end**
- 12 **end**
- 13 Generate all possible pairings using $\bar{\mathcal{F}}_D^t$ and compute their μ_j^t ▷ Use Equation 11
- 14 $\bar{\mathcal{Q}}_D^t \leftarrow$ Select only the pairings with negative μ_j^t
- 15 $\mathcal{P}_{CGD}^t \leftarrow \mathcal{Q}_D^t \cup \bar{\mathcal{Q}}_D^t$
- 16 **return** \mathcal{P}_{CGD}^t

(flights in the blue colour). Subsequently, all possible pairings corresponding to $\bar{\mathcal{F}}_D^t$ are generated, of which only those having negative μ_j^t values, constitute the set $\bar{\mathcal{Q}}_D^t$ (lines 13 & 14). Finally, the pairing sets \mathcal{Q}_D^t & $\bar{\mathcal{Q}}_D^t$ jointly constitute \mathcal{P}_{CGD}^t (line 15).

4.2 Crew Utilization Enhancement Strategy (*CGU*)

The degree of crew utilization in a pairing can be assessed by the number of hours a crew is at work, out of the maximum permissible working hours, in each of its constituent crew duties. Notably, higher the crew working hours in each duty of a pairing, lower will be its excess pay (Section 2.1). Hence, minimization of the total crew cost is directly linked to the presence of pairings with high crew utilization in the final LPP solution. To exploit this optimality feature, the *crew utilization enhancement* strategy (*CGU*) proposed here:

- first introduces a new measure, namely, *crew utilization ratio* (γ_j , Equation 12) to quantify the degree of crew utilization in a pairing p_j at any instant

$$\gamma_j = \frac{1}{\text{Number of duties in } p_j} \cdot \sum_{d \in p_j} \frac{\text{Working hours in duty } d}{\text{Permissible hours of duty } d} \quad (12)$$

- identifies with reference to \mathcal{P}_{LP}^t , pairings characterized by high dual cost component (μd_j^t , Equation 11), reflecting in turn on the constitutive flights with high value of dual variables (y_i^t , Equation 11)), and hence, on the potential of these flights to generate new pairings with more negative μ_j^t
- utilizes the flight information to generate promising pairings, and picks the ones with high γ_j^t to constitute \mathcal{P}_{CGU}^t .

This strategy promises propagation of the higher crew utilization ratio over successive LPP iterations, given that in each LPP iteration \mathcal{P}_{CGU}^t alongside \mathcal{P}_{LP}^t forms a part of the input for the next iteration.

The implementation of this strategy at iteration t , formalized in Algorithm 2, has been explained below in conjunction with Figure 4 (where, a sample \mathcal{P}_{LP}^t comprises of pairings p_1 to p_4 , covering the flights f_1 to f_{13}). In that:

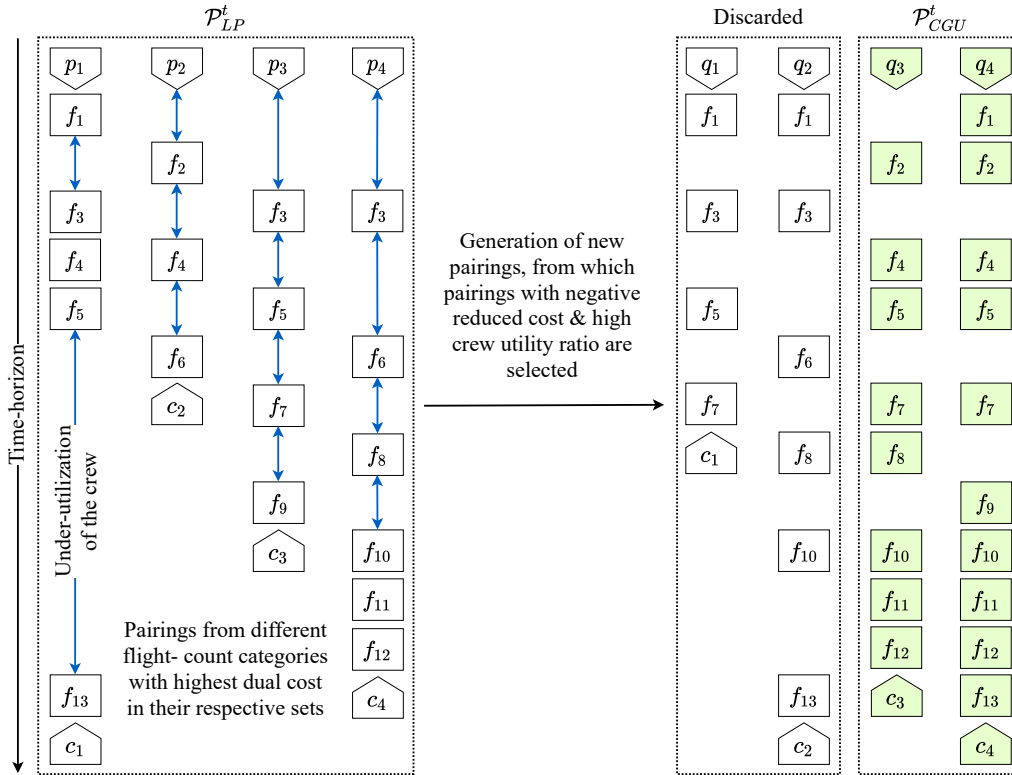


Fig. 4: A symbolic depiction of how the crew utilization enhancement strategy provides for novel flight-connections, enabling generation of new pairings with high crew utilization ratio

- firstly, all pairings in \mathcal{P}_{LP}^t are categorized with-respect-to the number of flights covered in them (flight-count), denoted by k . The range of k is given by the upper and lower bounds, denoted by k_{max} and k_{min} , respectively
- secondly, a *Dictionary* is constituted, each element of which can be given by (k, \mathcal{P}_k^t) , where, \mathcal{P}_k^t represents the set of pairings corresponding to flight count k (line 1). The rationale is to identify promising flights corresponding to each k , so that their collective set (\mathcal{F}_U^t , formed over all the k s), has a better chance to offer pairings with higher flight-count and crew utilization ratio. The size of \mathcal{F}_U^t is controlled by *Random* – a random integer between 0 and a pre-defined upper threshold, namely, Th_U (the criterion for its setting is highlighted in Section 5.3).
- subsequently, \mathcal{F}_U^t is composed iteratively, where each iteration involves:
 - random selection of a (k, \mathcal{P}_k^t) category from the *Dictionary* without replacement (line 4)
 - computation of each pairing's μd_j^t (line 5), and subsequently their sorting by descending order of their μd_j^t , or by their primal variables x_j^t in case of a tie in μd_j^t values (line 6)

Algorithm 2: Procedure for the *CGU* strategy, at an LPP iteration t

Input: $\mathcal{P}_{LP}^t, X_{LP}^t, Y^t, Th_U$
Output: \mathcal{P}_{CGU}^t

- 1 *Dictionary* \leftarrow Categorize pairings in \mathcal{P}_{LP}^t with-respect-to flight-counts
- 2 *Random* \leftarrow Generate a random integer between 0 & Th_U
- 3 **while** $|\mathcal{F}_U^t| < \textit{Random}$ **do**
- 4 Select a random (k, \mathcal{P}_k^t) pair from *Dictionary* without replacement
- 5 Compute μd_j^t values for pairings in \mathcal{P}_k^t ▷ Use Equation 11
- 6 Sort pairings in \mathcal{P}_k^t in descending order with-respect-to their μd_j^t & x_j ($\in X_{LP}^t$)
- 7 *Counter* \leftarrow 0
- 8 **for** each pairing $p_j \in \mathcal{P}_k^t$ **do**
- 9 $\mathcal{F}_U^t \leftarrow$ Add flights covered in p_j
- 10 *Counter* += Number of flights in p_j
- 11 **if** *Counter* $\geq \textit{Random}/(k_{max} - k_{min})$ **then**
- 12 Break
- 13 **end**
- 14 **end**
- 15 **end**
- 16 Generate all possible pairings using \mathcal{F}_U^t and select only the pairings with negative μ_j^t
- 17 Compute γ_j^t of the selected pairings and find the median value ▷ Use Equation 12
- 18 $\mathcal{P}_{CGU}^t \leftarrow$ Select only the pairings with $\gamma_j^t \geq$ the median value
- 19 **return** \mathcal{P}_{CGU}^t

- sequential scrolling of the sorted pairings, and assignment of each constitutive flight to \mathcal{F}_U^t , until the flights add up to the limit permissible for each k category (lines 7 to 14).
- when the size of \mathcal{F}_U^t exceeds its permissible limit, the iterations are terminated (line 15). Then, all possible pairings with the flights in \mathcal{F}_U^t are generated, and only those with negative μ_j^t s are picked, for computation of γ_j^t s (lines 16 & 17). Finally, the pairings with above-median γ_j^t values constitute the desired new pairing set, namely \mathcal{P}_{CGU}^t (line 18).

To correlate the above procedure with Figure 4, let p_1, p_2, p_3 & p_4 represent the pairings with highest μd_j^t , for $k = 5, 3, 4$ & 6 , respectively. Hence, all the involved flights shall constitute \mathcal{F}_U^t , leading to several pairings, among which q_1 to q_4 are those with negative μ_j^t s. Finally, q_3 and q_4 constitute \mathcal{P}_{CGU}^t , owing to their above-median γ_j^t s.

4.3 Archiving Strategy (*CGA*)

It may be noted that in a combinatorial optimization problem like CPOP, if a legal pairing that is part of the input for an LPP iteration, fails to be a part of the LPP solution, then it does not imply that the pairing is of no-use in absolute sense. It only implies that in that particular iteration, it did not fit among the combinations of other pairings leading to an optimal solution. Hence, it is only logical that such a pairing is re-inducted as part of the input for a subsequent iteration too. It is all the more imperative, considering that generation of legal pairing is a computationally demanding and time consuming task. Towards it, an exploratory attempt is made by the authors in [5]⁴. In that, though a considerable amount of cost-improvement is observed in the LPP-solutioning phases of the optimizer, the total run-time of the optimizer increased drastically. This became the motivation for the development of the *archiving* strategy (*CGA*) proposed here. In any iteration t , *CGA*:

- maintains an *archive* \mathcal{A}^t of the previously generated pairings, such that any pairing is stored/retrieved with reference to a unique index (f_m, f_n) reserved for any legal flight-pair in that pairing.
- introduces a new measure, namely, *reduced cost estimator* (η_{mn}^t , Equation 13) for a flight-pair in \mathcal{A}^t , indexed as (f_m, f_n) . This estimator can be computed for all the flight-pairs present across all the pairings in the current LPP solution (by fetching f_m, f_n, y_m and y_n).

$$\eta_{mn}^t = \textit{flying_cost}(f_m) + \textit{flying_cost}(f_n) - y_m^t - y_n^t = \sum_{i \in \{m, n\}} (\textit{flying_cost}(f_i) - y_i^t) \quad (13)$$

⁴ [5] proposed a first-of-its-kind online-learning framework, based on the Variational Graph Auto-Encoders ([31]). In that, during an intermittent LPP iteration, the learning algorithm attempts to learn plausible patterns among the flight-connections of the past LPP solutions, which are then used in the same iteration by a heuristic to generate new pairings.

Notably, this formulation is analogous to Equation 11, just that instead of complete cost for a pairing, only the flying costs corresponding to the flights in a legal pair, are accounted for. Given this, η_{mn}^t may be seen as an indicator of μ_j at the *flight-pair level*.

- recognizes that towards further improvement in the current LPP solution, it may be prudent to include as a part of the input for next LPP iteration – fresh pairings comprising of flight-pairs with low η_{mn}^t . To this effect, \mathcal{P}_{CGA}^t is in principle constituted by preferentially picking pairings in \mathcal{A}^t comprising of flight-pairs reporting lower η_{mn}^t .

In doing so, this strategy pursues the goal of continual improvement in the objective function, while relying on the *flight-pair level* information embedded in the LPP solution at any iteration, and utilizing the past computational efforts.

Algorithm 3: Procedure for the *CGA* strategy, at an LPP iteration t

Input: \mathcal{A}^{t-1} , $\mathcal{P}_{LP}^{t-1} \cup \mathcal{P}_{CG}^{t-1}$, Y^t , Th_A
Output: \mathcal{P}_{CGA}^t

- 1 $\mathcal{A}^t \leftarrow$ Update \mathcal{A}^{t-1} with each pairing $p_j \in \mathcal{P}_{LP}^{t-1} \cup \mathcal{P}_{CG}^{t-1}$
- 2 $Random \leftarrow$ Generate a random integer between 0 & Th_A
- 3 Compute η_{mn}^t for each flight-pair $(f_m, f_n) \in \mathcal{A}^t$ ▷ Use Equation 13
- 4 Sort elements of \mathcal{A}^t in ascending order with-respect-to the η_{mn}^t s of the corresponding flight-pairs
- 5 **for** each element $((f_m, f_n), \mathcal{P}_{mn}^t) \in$ sorted \mathcal{A}^t **do**
- 6 $\mathcal{P}_A^t \leftarrow$ Randomly select a maximum of $Random$ number of pairings from \mathcal{P}_{mn}^t
- 7 **if** $|\mathcal{P}_A^t| \geq (Random \cdot Random)$ **then**
- 8 Break
- 9 **end**
- 10 **end**
- 11 Compute μ_j^t of all pairings in \mathcal{P}_A^t ▷ Use Equation 11
- 12 $\mathcal{P}_{CGA}^t \leftarrow$ Select only the pairings with negative μ_j^t from \mathcal{P}_A^t
- 13 **return** \mathcal{P}_{CGA}^t

The implementation of this strategy at iteration t , has been formalized in Algorithm 3. In that, the first step is to obtain an updated archive, \mathcal{A}^t (line 1), by conjoining the previous archive \mathcal{A}^{t-1} and the set of pairings received as input from the previous iteration. Here, \mathcal{A}^t is a dictionary, each element of which can be given by $((f_m, f_n), \mathcal{P}_{mn}^t)$, where (f_m, f_n) is a legal flight-pair and \mathcal{P}_{mn}^t – the corresponding pairing set. In the first iteration ($t = 1$), the archive \mathcal{A}^1 is created using the pairings from the initial feasible solution. Notably, with generation of approximately a million pairings in each LPP iteration, the size of \mathcal{A}^t grows at an alarming rate. Hence, for tractability, this strategy extracts only a subset of pairings, say \mathcal{P}_A^t , from the current archive \mathcal{A}^t . The size of \mathcal{P}_A^t is controlled at two levels, by $Random$ – a random integer between 0 and a pre-defined upper threshold, namely, Th_A (the criterion for its setting is highlighted in Section 5.3). In that:

- firstly, η_{mn}^t is computed for each flight-pair in \mathcal{A}^t (line 3), allowing for sorting of these pairs in ascending order of their η_{mn}^t values (line 4). Then the first $Random$ flight-pairs from the sorted list are considered (lines 2 to 5).
- subsequently, for each considered flight-pair, (f_m, f_n) , a fixed number of pairings are selected randomly from \mathcal{P}_{mn}^t , and this number is also same as $Random$ (lines 6 to 9).

Once \mathcal{P}_A^t is constituted as above, μ_j^t is computed (line 11) for each of its pairings, and those with negative μ_j^t values are selected to constitute the new pairing set, namely \mathcal{P}_{CGA}^t (line 12).

4.4 Random Exploration Strategy (*CGR*)

It is critical to note that each of the CG strategy presented above: (a) *deadhead reduction* (*CGR* offering \mathcal{P}_{CGD}^t) pursuing optimal features at a *set level*, (b) *crew utilization enhancement* (*CGU* offering \mathcal{P}_{CGU}^t) pursuing optimal features at a *pairing level*, and (c) *archiving* (*CGA* offering \mathcal{P}_{CGA}^t) based on a *flight-pair level* information, involves the use of current LPP solution. In contrast, the *random exploration* strategy proposed here, namely, *CGR* aims to pursue random and unbiased exploration of the pairings' space, independent of the current LPP solution. It involves generation of new pairings for a random selected set of legal duties, of which only the pairings with negative reduced cost are selected to constitute a new pairing set, \mathcal{P}_{CGR}^t . Here, a random set of legal duties is used instead of a random set of flights, as the former has a higher probability of generating legal pairings, given that satisfaction of most of the legality constraints is ensured during their pre-processing. The implementation of this strategy at iteration t , has

Algorithm 4: Procedure for the *CGR* strategy, at an LPP iteration t

Input: $\mathcal{D}_{all}, Y^t, Th_R$

Output: \mathcal{P}_{CGR}^t

- 1 *Random* \leftarrow Generate a random integer between 0 & Th_R
 - 2 $\mathcal{D}_R^t \leftarrow$ Select *Random* number of duties with-respect-to each crew base, from \mathcal{D}_{all} without replacement
 - 3 Generate all possible pairings using \mathcal{D}_R^t and compute their μ_j^t \triangleright Use Equation 11
 - 4 $\mathcal{P}_{CGR}^t \leftarrow$ Select only the pairings with negative μ_j^t
 - 5 **return** \mathcal{P}_{CGR}^t
-

been formalized in Algorithm 4. Its input involves the set of all legal duties \mathcal{D}_{all} , the dual vector Y^t , and a pre-defined threshold, denoted by Th_R (the criterion for its setting is highlighted in Section 5.3). A random integer between 0 and Th_R , namely, *Random*, defines the number of duties with-respect-to each crew base, for which new pairings are to be generated. This cumulatively helps constitute the subset of legal duties, \mathcal{D}_R^t (line 2), for which pairings are generated and the corresponding μ_j^t values are computed (line 3). Finally, only the pairings with negative μ_j^t values constitute \mathcal{P}_{CGR}^t (line 4), which forms a part of the input for the next LPP iteration.

Overarching CG heuristic based on the four CG strategies

In the wake of the context set up early in this section, and the CG strategies, namely, *CGD*, *CGU*, *CGA* & *CGR*, discussed individually, the overarching CG heuristic has been presented in the Algorithm 5. Notably, the input to the

Algorithm 5: Procedure for the proposed CG heuristic, at an LPP iteration t

Input: $\mathcal{D}_{all}, \mathcal{P}_{LP}^t, X_{LP}^t, Y^t, \mathcal{A}^{t-1}, \mathcal{P}_{CG}^{t-1} \cup \mathcal{P}_{LP}^{t-1}, Th_R, Th_U, Th_D, Th_A$

Output: \mathcal{P}_{CG}^t

- 1 $\mathcal{P}_{CGD}^t \leftarrow CGD(\mathcal{D}_{all}, \mathcal{P}_{LP}^t, Y^t, Th_D)$
 - 2 $\mathcal{P}_{CGU}^t \leftarrow CGU(\mathcal{P}_{LP}^t, X_{LP}^t, Y^t, Th_U)$
 - 3 $\mathcal{P}_{CGA}^t \leftarrow CGA(\mathcal{A}^{t-1}, \mathcal{P}_{CG}^{t-1} \cup \mathcal{P}_{LP}^{t-1}, Y^t, Th_A)$
 - 4 $\mathcal{P}_{CGR}^t \leftarrow CGR(\mathcal{D}_{all}, Y^t, Th_R)$
 - 5 $\mathcal{P}_{CG}^t \leftarrow \mathcal{P}_{CGD}^t \cup \mathcal{P}_{CGU}^t \cup \mathcal{P}_{CGA}^t \cup \mathcal{P}_{CGR}^t$
 - 6 **return** \mathcal{P}_{CG}^t
-

procedure comprises of the set of all legal duties \mathcal{D}_{all} , the current LPP solution \mathcal{P}_{LP}^t , its corresponding primal vector X_{LP}^t & dual vector Y^t , the previous archive \mathcal{A}^{t-1} , the pairing set input from the previous iteration $\mathcal{P}_{LP}^{t-1} \cup \mathcal{P}_{CG}^{t-1}$, and the pre-defined thresholds, namely, Th_D , Th_U , Th_A , & Th_R , for their corresponding CG strategies. It is also evident (lines 1 to 5) that at any given LPP iteration, these CG strategies are executed in a sequential manner, each leading up to a part of the input for the next LPP iteration (\mathcal{P}_{CG}^t).

5 Computational Experiments

This section presents the test cases used to investigate the performance of the proposed CG heuristic and its underlying strategies. The computational setup and the parameter settings used for this investigation are also highlighted followed by discussion of the experimental results.

5.1 Test Cases

The real-world airline test cases used for experimentation are cited in Table 2. Each of these test cases involves a weekly flight-schedule, and have been provided by the research consortium's Industrial Sponsor. The columns in Table 2, in order of their occurrence, highlight the notations for the different test cases; the number of its constituent flights; the number of constituent crew bases; and the total number of legal duties involved, respectively. It is critical to recognize that the *challenge associated with the solutioning of these test cases is attributed to the fact that an inestimably large number of legal pairings are possible for them. This explosion of possible legal pairings is due to not just the large number of flights involved, but also the complexity of the flight networks involved (characterized by multiple crew bases and multiple hub-and-spoke sub-networks)*, in that, the number of possible legal pairings:

Table 2: Real-world airline test cases used in this research work

Test Cases	#Flights	#Crew Bases	#Legal Duties
TC-1	3202	15	454205
TC-2	3228	15	464092
TC-3	3229	15	506272
TC-4	3265	15	446937
TC-5	4212	15	737184

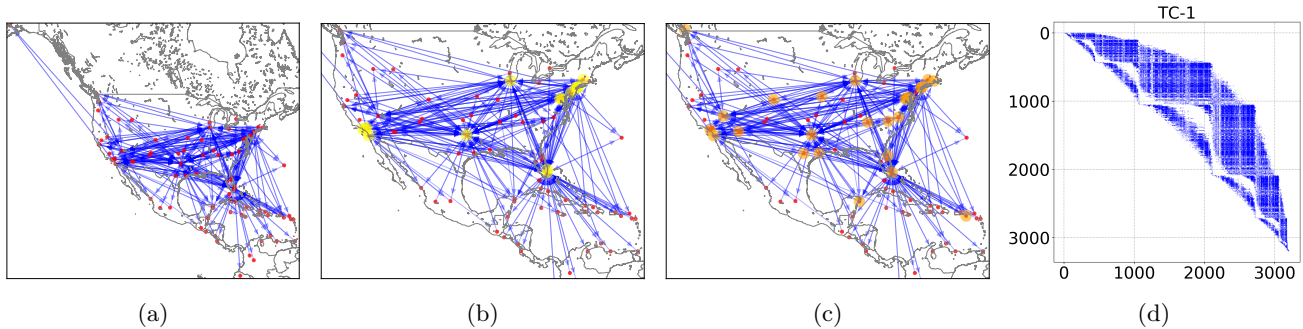


Fig. 5: (a) Geographical representation of TC-1's flight network, where the red nodes and blue edges represent the airports and scheduled flights, respectively; (b) Zoomed view of TC-1's flight network with all 15 crew bases highlighted in yellow color; (c) Zoomed view of TC-1's flight network with major hub airports (serving ≥ 4 other airports) highlighted in orange color; and (d) *legal* flight-connections, each represented by a point in the plot, where for a flight marked on the y-axis, the connecting flight is marked on the x-axis. Notably, in (d), the flights involved in TC-1 are indexed in the ascending order of their departure time-stamps.

- may grow linearly with the number of crew bases, as they provide the starting and end point for a possible pairing.
- may grow exponentially with the number of hubs involved, as each could serve as an intermediary airport, allowing more flight connections and coverage of more airports within a given duty *elapsed time*, as opposed to a network with a single hub. This is pertinent particularly when the objective of CPOP encompasses minimization of *excess pay* which in turn links with maximal utilization of duty *elapsed time*.

As a sample instance, the geographical representation of the flight network associated with TC-1, its complexity (the presence of multiple crew bases and multiple hub-and-spoke sub-networks) and the *legal* flight connections involved, are illustrated in Figure 5. In that, the full-scale view of the underlying flight network is portrayed by Figure 5a. Moreover, Figures 5b and 5c illustrates a zoomed view of the flight network with all 15 crew bases (highlighted in yellow color) and major hub airports (highlighted in orange color), respectively. Furthermore, the pattern visible in Figure 5d could be attributed to the (minimum and maximum) limits on the sit-time and overnight-rest constraints. For instance, a flight, say f_{500} , has legal connections only with those flights that depart from the arrival airport of f_{500} , and whose departure-time gap (difference between its departure-time and the arrival time of f_{500}) lies within the minimum & maximum allowable limit, of the sit-time or the overnight-rest.

5.2 Computational Setup

All the experiments are performed on an HP Z640 Workstation, powered by two Intel® Xeon® E5-2630v3 processors, each with 16 cores at 2.40GHz, and 96GB RAM. The codes for *AirCROP* built around the proposed CG heuristic, are developed using the Python scripting language (aligned with the Industrial sponsor's larger vision and preference). In that, *AirCROP* serves as a testbed to investigate the performance of the proposed CG heuristic, and all its features & associated parameters are uniformly maintained for the experimentation. Furthermore:

- In the LPP-solutioning module, the interior-point method from Gurobi Optimizer 8.1.1 [27] is used to solve the primal of the LPP formulation, and the interior-point method [10] from SciPy library [53] is used to solve the subsequent dual of the LPP formulation. Moreover, the termination of the LPP-solutioning is enforced, if the cost improvement between two successive LPP iterations falls below 100 USD and this trend is successively repeated 10 times. These limits are set to achieve an LPP solution with a sufficiently good cost in a reasonably good time.

- The MIP solver of Gurobi Optimizer 8.1.1 is used in the IPP-solutioning. As mentioned before, the branch-and-bound search on a large-scale IPP is time-intensive. Hence, the IPP-solutioning module is allowed to run for a time limit of 20 minutes, if not terminated by itself.

In principle, an *AirCROP*-run terminates when the cost of the IPP solution matches the cost of its input LPP solution. However, for practical considerations on the time limit, if the IPP and LPP costs do not conform with each other despite 30 LPP-IPP interactions, or up to 30 hours of total run time, the termination of *AirCROP* is enforced.

5.3 Parameter Settings

The thresholds Th_D , Th_U , Th_A & Th_R , used in their respective CG strategies, regulate the size of \mathcal{P}_{CG}^t . To identify their best settings, it is important to understand the effect of the size of \mathcal{P}_{CG}^t on the LPP solution's cost quality & required run-time, and the demand on the computational resources (dominantly, RAM), as highlighted below:

- for a relatively small-sized \mathcal{P}_{CG}^t , the alternatives available in pairings to ensure further cost improvement shall be restricted, leading to smaller cost benefits in each phase of LPP-solutioning. This would necessitate far more LPP-IPP interactions, to reach the near-optimal cost. This by itself is not a challenge, however, significant amount of additional run time may be required, since: (a) each phase of LPP-solutioning implies a minimum of 10 LPP iterations, before it could be terminated, (b) such unpromising phases when invoked repeatedly, may consume significant run-time, yet, without reasonable cost benefit.
- On the other hand, for a very large-sized \mathcal{P}_{CG}^t , though the potential for significant cost benefits may exist, the demand on the RAM may become overwhelming for any LPP solutioning phase to proceed.

The above considerations suggest that the size of \mathcal{P}_{CG}^t may neither be too small nor too large. Factoring these, the experiments here aim at \mathcal{P}_{CG}^t sized approximately of a million pairings (significant size, yet, not overwhelming for 96 GB RAM). Furthermore, for a search that is not biased in favour of any particular CG strategy constituting the heuristic, it is also important that the number of pairings from each strategy are more or less equable. To ensure this, the random integers generated in each CG strategy are selected from the same half of their respective ranges. For instance, if a random integer in first CG strategy is generated from the upper/lower half of its respective range, then so are the random integers in the remaining three CG strategies.

5.4 Results & Observations

This section, primarily has three goals. The first goal is to be investigate if the use of the proposed CG heuristic within *AirCROP* offers any advantage over the stand-alone use of just the *CGR* strategy, or, just the standard CG technique (with exact-pricing strategy, as mentioned in Section 1.1) alone. In doing so, the endeavor is to assess whether the quest of the proposed CG heuristic to balance the *random search* and *guided search* (via exploitation of optimal solution features) infuses better search efficiency compared to the *random-search* alone, or, the *exact-search* alone. The second goal is to investigate the impact of the variability (varying pseudo-random numbers' seed) on the performance of the proposed CG heuristic vis-à-vis the stand-alone use of just the *CGR* strategy, or, just the standard CG technique. The final goal is to investigate if the proposed CG heuristic based on four CG strategies, always performs better compared to any other possible combination comprising of only two or three strategies, at a time. In doing so, the endeavor is to assess how critical the combined interplay of the four CG strategies is, compared to that offered by any subset (sized two or three) of these strategies.

5.4.1 *AirCROP* performance: Proposed CG heuristic vis-à-vis CG Random and CG Standard

While pursuing the first goal, the proposed CG heuristic is compared with two other CG mechanisms: (a) the stand-alone use of just the *CGR* strategy, and (b) the standard CG technique with exact-pricing strategy. For a fair comparison of the proposed CG heuristic with the former CG mechanism, it is imperative that the number of pairings considered while employing *CGR* alone are equable to those considered by the proposed CG heuristic. Towards it, Th_R value used for stand-alone-*CGR* is so increased that the resulting number of pairings approximately size up to those resulting from the proposed CG heuristic (which still includes Th_R based *CGR* as a constituent strategy). For the results of the above comparison (presented in Table 3), the stand-alone use of *CGR* strategy with an increased threshold is referred to as *CG Random*, and the stand-alone use of standard CG technique is referred to as *CG Standard*. While, the standard CG technique is discussed in Section 1.1, its details are shared in the subsequent text.

The latest instance that best describes the application of standard CG technique to large-scale airline CPOPs is Desaulniers et al. [18], and the same approach has been implemented in the CG Standard here. In that, there

Table 3: *AirCROP* performance*: Proposed CG heuristic vis-à-vis CG Random and CG Standard

Test Case	CG mechanism	\mathcal{P}_{IFS}	LPP-IPP Interactions ($T, \mathcal{P}_{LP}^T / \mathcal{P}_{IP}^T$)																Final Result				
			1		2		3		4		5		6		7		8			9			
			\mathcal{P}_{LP}^1	\mathcal{P}_{IP}^1	\mathcal{P}_{LP}^2	\mathcal{P}_{IP}^2	\mathcal{P}_{LP}^3	\mathcal{P}_{IP}^3	\mathcal{P}_{LP}^4	\mathcal{P}_{IP}^4	\mathcal{P}_{LP}^5	\mathcal{P}_{IP}^5	\mathcal{P}_{LP}^6	\mathcal{P}_{IP}^6	\mathcal{P}_{LP}^7	\mathcal{P}_{IP}^7	\mathcal{P}_{LP}^8	\mathcal{P}_{IP}^8		\mathcal{P}_{LP}^9	\mathcal{P}_{IP}^9		
TC-1	CG	Cost	74945982	3465379	3689312	3467054	3587416	3467182	3547549	3467289	3518776	3470404	3481129	3470142	3478695	3471975	3471975					3471975	
	heuristic	Time	00:04	04:07	00:20	01:31	00:20	01:29	00:20	01:19	00:05	00:45	00:01	00:43	00:01	00:38	00:01					11:44	
	CG	Cost	74945982	3475872	3858042	3477979	3741546	3478246	3646239	3484971	3558809	3534145	3534145									3534145	
	Random	Time	00:04	04:34	00:20	03:52	00:20	03:54	00:20	02:20	00:20	00:39	00:01									16:44	
	Standard	Time	00:04	06:44	00:20	00:28	00:01															07:37	
TC-2	CG	Cost	129221508	3495054	3779111	3492575	3632511	3494078	3573900	3494145	3532658	3495669	3529639	3496165	3514831	3497105	3501399	3496510	3513764	3497010	3497010	3497010	
	heuristic	Time	00:08	03:58	00:20	03:34	00:20	01:09	00:20	01:22	00:01	00:55	00:01	01:10	00:01	00:52	00:01	00:40	00:01	00:37	00:01	15:31	
	CG	Cost	129221508	3511158	3958787	3506421	3747013	3510784	3697667	3508414	3635284	3515155	3597757	3517489	3558292	3536578	3536578						3536578
	Random	Time	00:08	02:40	00:20	03:47	00:20	02:08	00:20	04:03	00:20	01:30	00:20	01:58	00:01	00:36	00:01						18:32
	Standard	Time	00:08	10:03	00:20	00:32	00:01	00:23	00:01													11:28	
TC-3	CG	Cost	40721754	3485462	3730120	3486563	3615698	3486182	3559567	3486190	3528763	3495213	3503498	3495142	3495142							3495142	
	heuristic	Time	00:03	05:08	00:20	02:36	00:20	02:09	00:20	02:22	00:02	01:31	00:01	00:47	00:01							15:40	
	CG	Cost	40721754	3495505	3879551	3495881	3716709	3496945	3616849	3499394	3568934	3499705	3548203	3524914	3524914							3524914	
	Random	Time	00:03	05:04	00:20	05:18	00:20	04:20	00:20	04:11	00:20	07:22	00:08	00:45	00:01							28:32	
	Standard	Time	00:03	09:47	00:20	00:40	00:01															10:51	
TC-4	CG	Cost	93198213	3593922	3812726	3595165	3698944	3597266	3649587	3597369	3624450	3597846	3616136	3598890	3605885	3599384	3601844	3599539	3599539				3599539
	heuristic	Time	00:05	04:01	00:20	02:07	00:20	01:21	00:01	01:21	00:01	00:54	00:01	01:09	00:01	00:36	00:01	00:30	00:01				12:50
	CG	Cost	93198213	3603090	3864971	3606451	3809623	3606551	3749713	3609458	3677935	3651825	3653528	3643191	3643191							3643191	
	Random	Time	00:05	05:16	00:20	02:19	00:20	02:45	00:20	02:28	00:20	00:59	00:01	01:14	00:01							16:28	
	Standard	Time	00:05	04:58	00:20	00:24	00:01															05:48	
TC-5	CG	Cost	131443284	4584526	4997918	4590082	4795955	4589793	4743617	4592119	4685270	4591363	4672393	4591374	4631706	4593502	4604572	4593256	4593256			4593256	
	heuristic	Time	00:09	07:40	00:20	03:16	00:20	03:45	00:20	02:41	00:20	02:19	00:20	02:26	00:01	01:28	00:01	01:06	00:01			26:33	
	CG	Cost	131443284	4599464	5140530	4617224	4972440	4629868	4800427	4749477	4749477											4749477	
	Random	Time	00:09	10:09	00:20	04:42	00:20	06:10	00:20	01:02	00:01											23:13	
	Standard	Time	00:09	10:06	00:20	10:14	00:20	10:11	00:20													31:40	

*All values in the “Cost” rows are in USD, and all the corresponding real values are rounded-off to the next integer values. All values in the “Time” rows are in HH:MM, and all the corresponding seconds’ values are rounded-off to the next minute values.

exists a pricing sub-problem for each combination of a day of the planning horizon and a crew base, allowing the generation of only those pairings which start on the corresponding day from the corresponding crew base and end at the same crew base. Each of these pricing sub-problems is modeled as SPPRC, and is defined on an acyclic time-space network, wherein each node represents a combination of an airport and a time, and each arc represents a movement in space and/or time (for e.g. a flight, a duty, a sit-time connection, etc.). To solve it, the authors used a dynamic programming and labeling algorithm, proposed by Irnich and Desaulniers [28]. For large-scale but less complex flight networks, Desaulniers et al. [18] adopted a flight-based time-space network, originally presented by Saddoune et al. [49], wherein the arcs represent only those flights that can be covered by a pairing starting on the day associated with the respective pricing sub-problem. In this type of structure, all source-to-sink paths represent a pairing that starts and ends at the same crew base, and respects some pairing-legality constraints such as maximum duration of a pairing, etc. The other legality constraints are modeled using *resource constraints* [28], wherein a resource is a quantity that varies along a path and is allowed to take values only within a defined resource window at each visited node. Some examples of these resources are the number of duties in a pairing, duration of a duty, number of flights allowed in a duty, etc. However, for much larger and complex flight networks (complexity being similar to the ones tackled in this research work), Desaulniers et al. [18] used a duty-based time-space network to define each pricing sub-problem, and solved it using a heuristic labeling algorithm with a label dominance rule [28]. This heuristic labeling algorithm helps in eliminating the need for large number of resources to account for large number of pairing legality constraints. Here, the same approach has been adopted to implement CG Standard. In this approach, a complete set of legal duties is enumerated a priori, which is then used to define the acyclic time-space network for each pricing sub-problem. Within this network structure, each node represents a combination of an airport and a time, and each arc represents a duty from the enumerated set that can be covered by a pairing starting on the day associated with the respective pricing sub-problem.

As evident, Table 3 presents the results for all the five test cases (TC-1 to TC-5). In that, for each test case:

- the column marked by “ \mathcal{P}_{IFS} ” highlights the cost associated with the *IFS* that triggers the respective *AirCROP*-run and the time consumed in its generation.
- the subsequent columns present the results of final solutions of the LPP-IPP interactions, marked by T . In that, the column marked by “ \mathcal{P}_{LP}^T ” highlights the cost associated with the final solution of the respective LPP-solutioning phase and its run-time. Similarly, the column marked by “ \mathcal{P}_{IP}^T ” highlights the cost associated with the final solution of the respective IPP-solutioning phase and its run-time.
- the last (emboldened) column marked by “Final Solution” highlights the results of the final CPOP/IPP solutions of the respective *AirCROP*-runs, in terms of cost and total run-time consumed.

Notably, from the tabulated results, the following observations can be drawn for all test cases:

1. The runs with the proposed CG heuristic led to the final IPP solutions with lower cost than those of the runs with CG Random. These cost improvements vary from 0.84% (29,772 USD for TC-3) to 3.29% (156,221 USD for TC-5), which if saved could translate to annual savings worth millions of dollars. A similar trend is observed between the total run-times of the two runs for all test cases, except for TC-5. These run-time improvements vary from 16.28% (03:01 for TC-2) to 45.09% (12:52 for TC-3).
2. The runs with the proposed CG heuristic led to the final IPP solutions with significantly lower cost (>10%) than those of the runs with CG Standard. These cost improvements vary from 10.11% (516,387 USD for TC-5) to 12.43% (496,233 USD for TC-3), promising significant annual savings. In terms of the run-time, CG Standard bears two trends. In the case of relatively smaller test cases (TC-1 to TC-4 with <3300 flights), it seems to lead to premature termination, while for the larger test case (TC-5 with >4200 flights) it can be seen to terminate after spanning the upper limit of 30 hours. These trends could be attributed to the size of the IPP solution at $T = 1$ (i.e., $|\mathcal{P}_{IP}^1|$), since it serves as an IFS for the LPP-solutioning phase at $T = 2$. This is endorsed by the fact that for TC-1 to TC-4, $|\mathcal{P}_{IP}^1| \approx 600$, while for TC-5, $|\mathcal{P}_{IP}^1| \approx 1000$. Given the correlation between the size of \mathcal{P}_{IP}^1 and the timing of termination, it is plausible to argue that the premature termination in the case of TC-1 to TC-4 coincides with the inability of CG Standard to generate promising pairings with respect to the limited set in \mathcal{P}_{IP}^1 .
3. For all test cases, experiments with CG Standard reveal that the costs obtained after completion of LPP-solutioning phases, keep getting worse over the phases. In other words, \mathcal{P}_{LP}^T keeps getting worse with increasing T . However, this trend is broken in the case of the proposed CG heuristic and CG Random. For instance: (i) in the case of the proposed CG heuristic, the cost of \mathcal{P}_{LP}^6 gets better than the cost of \mathcal{P}_{LP}^5 for TC-1, and (ii) in the case of CG Random, the cost of \mathcal{P}_{LP}^2 gets better than the cost of \mathcal{P}_{LP}^1 for TC-2.

The above observations indicate that the search efficiency of the proposed CG heuristic is better than that of CG Random as well as CG Standard. The plausible reason is that the proposed CG heuristic not only explores the new pairings’ space in a random and unbiased manner using *CGR* (which CG Random does), but also exploits the optimal solution’s features at a set-level using *CGD*, and at a pairing-level using *CGU*, while also exploiting the information on promising flight-pairs using *CGA*.

5.4.2 Variability in *AirCROP* Performance: Proposed CG heuristic vis-à-vis CG Random and CG Standard

In this section, empirical results to investigate the impact of variability (varying pseudo-random numbers' seed) on the performance of the proposed CG heuristic vis-à-vis CG Random and CG Standard, are presented.

Koch et al. [34] demonstrated that when the mathematical programming-based solution approaches are employed, such as the ones in *AirCROP*, some variability in their final performance is observed, which is rather inevitable. Lodi and Tramontani [38] noted that the factors such as changing the floating-point arithmetic, permuting the constraints/variables of the underlying mathematical models, changing the pseudo-random numbers' seed, etc., may lead to an entirely different evolution of the underlying search algorithms and hence, bring variability in the final performance. In *AirCROP*, there exists two sources of variability: (i) the permutation of the newly generated pairings due to adoption of a parallel architecture, and (ii) the use of numerical seed for generation of pseudo-random numbers. While the former source of variability is eliminated by using a unique sorting criterion to sort the newly generated set of pairings, the latter source of variability is eliminated by using a fixed numerical seed for generating pseudo-random numbers. For more details on the sources of performance variability in *AirCROP*, interested readers are referred to Aggarwal et al. [2].

In the previous section, the results presented in Table 3 were restricted to the *AirCROP*-runs against a fixed random number's seed equal to 0 (in there, the newly generated set of pairings were uniquely sorted, implying that the causes of performance variability in case of a repeated run were negated). Hence, it is intriguing to investigate the impact of a change in the random numbers' seed on the performance of the proposed CG heuristic with respect to CG Random and CG Standard. Table 4 attempts to shed light on this question via empirical evidence for all the five test cases, wherein, *for each test case*:

- the *AirCROP*'s performance variability owing to just the variation in the random number's seed is investigated. Towards it, five different seeds, denoted by #, where, $\# \in \{0, 1, 2, 3, 4\}$ are used. Notably, a column marked by "S→#" presents the final CPOP/IPP solutions offered by *AirCROP*, against the random numbers' seed equal to #. It may be also be noted that the scope of this investigation is restricted to five seeds under practical considerations of the experimental time (a single run may span upto 30 hours)
- the change in numerical seed does not seem to significantly affect the Cost-quality of the final *AirCROP* solutions (for all three CG mechanisms). However, the variation in the associated run-time is stronger, and that could be attributed to different search trajectories corresponding to different permutations of variables or different random numbers.
- in general, both the mean (μ) and standard deviation (σ) of the final Cost computed over the five seeds, are lower/better for the proposed CG heuristic compared to the alternatives in CG Random and CG Standard.

The above established fact that the proposed CG heuristic can offer final CPOP/IPP solutions with comparable cost quality over the varying numerical seeds, and significantly better cost-quality than the other two CG mechanisms (CG Random & CG Standard) endorses its robustness and effectiveness.

5.4.3 *AirCROP* performance: Proposed CG heuristic vis-à-vis Sub-combinations of its constituent CG strategies

This section pertains to the second goal of investigating the performance of the proposed CG heuristic in contrast to a scenario where one or two of its constituent strategies may be done away with. To enable meaningful inferences, results for two test cases with varying flight-set sizes, namely, TC-2 (3228 flights) and TC-5 (4212 flights), are presented in Table 5 and Table 6, respectively. Both these tables adopt an identical structure, in that:

- the first row highlights the cost associated with the *IFS* that triggers the *AirCROP*.
- the last (emboldened) row marked by "Final Solution" highlights the results of the final CPOP/IPP solutions of the respective runs, in terms of cost in the last permissible interaction, and total run-time consumed.
- the intermediate rows facilitate a comparison between the results obtained from the proposed CG heuristic vis-à-vis sub-combinations of its constituent CG strategies, in terms of the solution's cost quality and run-time consumed, across different LPP-solutioning and IPP-solutioning phases.
- notably, some sub-combinations of the four CG strategies require more LPP-IPP interactions than those which could be vertically accommodated. In such instances, given the paucity of space, only the first and last six LPP-IPP interactions are presented.
- for brevity, the CG strategies – *CGD*, *CGU*, *CGA* & *CGR*, have been notated as *D*, *U*, *A* & *R*, respectively.

Interestingly, both the Tables 5 & 6 reveal similar trends, reinforcing confidence in their robustness. The prominent common trends are, as highlighted below:

1. the final CPOP/IPP solution offered by the proposed CG heuristic is better in terms of the cost quality, compared to any sub-combination of the CG strategies involved (taken two or three at a time), though the required run-times

Table 4: *AirCROP*'s performance* with varying random numbers' seed: Proposed CG heuristic vis-à-vis CG Random and CG Standard. A Column marked by "S→#" corresponds to the pseudo-random number seed #.

Test Case	Underlying CG mechanism		Runs with different random numbers' seeds					$\mu \pm \sigma$
			S→0	S→1	S→2	S→3	S→4	
TC-1	CG heuristic	Cost	3471975	3470336	3472133	3470552	3468501	3470700 ± 1473
		Time	11:37	09:34	18:58	14:35	11:51	13:19 ± 03:38
	CG Random	Cost	3534145	3534649	3535918	3535263	3519618	3531919 ± 6909
		Time	16:41	16:50	18:02	17:03	19:49	17:41 ± 01:19
	CG Standard	Cost	3946632	3943849	3851649	3921841	3787803	3890355 ± 68984
		Time	07:36	07:01	07:02	05:32	07:15	06:54 ± 00:48
TC-2	CG heuristic	Cost	3497010	3500929	3500478	3503829	3502424	3500934 ± 2560
		Time	15:22	12:24	13:11	11:17	12:37	12:59 ± 01:31
	CG Random	Cost	3536578	3547865	3544912	3546765	3546783	3544581 ± 4598
		Time	18:26	20:32	29:00	26:04	29:15	24:40 ± 04:57
	CG Standard	Cost	3902100	3926743	3915609	3814541	3892014	3890202 ± 44301
		Time	11:24	11:05	11:16	15:11	11:57	12:11 ± 01:43
TC-3	CG heuristic	Cost	3495142	3487873	3488725	3488906	3486707	3489471 ± 3288
		Time	15:35	17:00	18:37	18:22	14:41	16:51 ± 01:43
	CG Random	Cost	3524914	3607717	3616467	3565324	3594284	3581742 ± 37205
		Time	28:28	32:44	30:56	32:38	27:51	30:32 ± 02:18
	CG Standard	Cost	3991375	3831094	3794025	3920094	3912296	3889777 ± 78040
		Time	10:49	17:14	19:36	10:51	08:58	13:30 ± 04:39
TC-4	CG heuristic	Cost	3599539	3601667	3603315	3607525	3603422	3603094 ± 2936
		Time	12:41	12:46	10:59	11:00	10:08	11:31 ± 01:10
	CG Random	Cost	3643191	3686123	3656830	3651730	3646299	3656835 ± 17183
		Time	16:24	14:23	17:19	16:25	16:10	16:09 ± 01:05
	CG Standard	Cost	4093020	4006554	4036782	4032261	4020988	4037921 ± 32939
		Time	05:46	07:31	06:30	07:04	07:32	06:53 ± 00:46
TC-5	CG heuristic	Cost	4593256	4595372	4593355	4592388	4594304	4593735 ± 1140
		Time	26:28	23:21	23:15	25:57	22:54	24:23 ± 01:42
	CG Random	Cost	4749477	4714886	4817132	4773801	4772414	4765542 ± 37421
		Time	23:10	21:07	17:14	22:02	18:00	20:19 ± 02:35
	CG Standard	Cost	5109643	5021205	5193059	5297016	5055532	5135291 ± 111274
		Time	31:38	32:44	20:20	22:49	34:12	28:21 ± 06:19

*All values in the "Cost" rows are in USD, and all the corresponding real values are rounded-off to the next integer values. All values in the "Time" rows are in HH:MM, and all the corresponding seconds' values are rounded-off to the next minute values. Notably, μ and σ represent the mean and standard deviation, respectively, of the Cost or Time (over the five numerical seeds for random numbers), depending on the label of the row.

Table 5: *AirCROP* performance* on TC-2: Proposed CG heuristic vis-à-vis Sub-combinations of its constituent CG strategies

LPP-IPP		IFS: 129221508 USD																					
T	Interactions	$D+U+A+R$		$D+U$		$D+A$		$D+R$		$U+A$		$U+R$		$A+R$		$D+U+A$		$D+U+R$		$D+A+R$		$U+A+R$	
		Cost	Time	Cost	Time	Cost	Time	Cost	Time	Cost	Time	Cost	Time	Cost	Time	Cost	Time	Cost	Time	Cost	Time	Cost	Time
1	\mathcal{P}_{LP}^1	3495054	03:58	3579674	05:05	3599693	05:40	3503584	02:51	3734292	03:01	3506357	02:00	3504227	04:03	3554303	03:24	3495788	03:01	3501365	03:23	3497592	03:05
	\mathcal{P}_{IP}^1	3779111	00:20	3866200	00:20	3848648	00:20	3776618	00:20	4203521	00:20	3778414	00:20	3901568	00:20	3780826	00:20	3717868	00:20	3775231	00:20	3802960	00:20
2	\mathcal{P}_{LP}^2	3492575	03:34	3641696	01:11	3604831	00:39	3514219	01:29	3688272	01:37	3509512	01:17	3504700	02:17	3556947	00:47	3502378	00:52	3501812	02:41	3497956	02:11
	\mathcal{P}_{IP}^2	3632511	00:20	3699026	00:09	3716080	00:20	3601799	00:20	3989067	00:20	3631382	00:20	3782327	00:20	3662331	00:20	3568175	00:20	3688671	00:20	3653415	00:20
3	\mathcal{P}_{LP}^3	3494078	01:09	3625970	00:37	3600020	00:45	3580176	00:17	3675270	00:45	3523561	00:53	3503305	02:33	3561815	00:24	3503823	01:12	3500671	02:06	3498722	01:36
	\mathcal{P}_{IP}^3	3573900	00:20	3664508	00:01	3711086	00:20	3582853	00:01	3859771	00:20	3554587	00:01	3706886	00:20	3601047	00:01	3523485	00:01	3634846	00:20	3600274	00:20
4	\mathcal{P}_{LP}^4	3494145	01:22	3622976	00:20	3599012	00:36	3579224	00:14	3655759	00:42	3525192	00:13	3503362	02:42	3560466	00:30	3505263	00:31	3500821	02:04	3500576	00:47
	\mathcal{P}_{IP}^4	3532658	00:01	3673371	00:02	3695672	00:20	3579224	00:01	3789943	00:20	3554187	00:01	3690647	00:20	3589096	00:01	3505263	00:01	3600917	00:20	3546205	00:02
5	\mathcal{P}_{LP}^5	3495669	00:55	3630305	00:09	3597638	00:39			3658480	00:23	3525651	00:15	3503343	02:09	3560839	00:26			3501668	02:07	3501748	00:47
	\mathcal{P}_{IP}^5	3529639	00:01	3677469	00:02	3661911	00:13			3729362	00:20	3547749	00:01	3664605	00:20	3578777	00:01			3584076	00:20	3525674	00:01
6	\mathcal{P}_{LP}^6	3496165	01:10	3633204	00:14	3597346	00:39			3653819	00:18	3523721	00:43	3504793	01:57	3558547	00:35			3501914	02:31	3502738	00:57
	\mathcal{P}_{IP}^6	3514831	00:01	3655049	00:01	3658258	00:10			3745261	00:20	3545140	00:01	3635246	00:20	3594226	00:01			3572761	00:20	3523248	00:01
7	\mathcal{P}_{LP}^7	3497105	00:52	⋮	⋮	3596608	00:31			⋮	⋮	3523152	00:25	3503302	02:36	3560474	00:20			3504112	01:35	3503861	00:37
	\mathcal{P}_{IP}^7	3501399	00:01	⋮	⋮	3647007	00:02			⋮	⋮	3550768	00:01	3633129	00:20	3572020	00:01			3527054	00:01	3512690	00:01
		(T = 17 onwards ↓)										(T = 19 onwards ↓)											
8	\mathcal{P}_{LP}^8	3496510	00:40	3640901	00:12	3601091	00:20			3633622	00:21	3524088	00:15	3503316	02:33	3558900	00:33			3514975	00:59	3505418	00:32
	\mathcal{P}_{IP}^8	3513764	00:01	3677841	00:01	3619447	00:01			3673195	00:01	3530800	00:01	3597729	00:20	3571622	00:01			3514975	00:01	3505418	00:01
9	\mathcal{P}_{LP}^9	3497010	00:37	3646196	00:14	3604617	00:10			3632717	00:15	3523964	00:15	3504424	01:01	3559898	00:23						
	\mathcal{P}_{IP}^9	3497010	00:01	3657922	00:01	3604617	00:01			3665437	00:01	3523964	00:01	3580000	00:20	3567262	00:01						
10	\mathcal{P}_{LP}^{10}			3646027	00:10					3632327	00:18			3503205	01:31	3560154	00:18						
	\mathcal{P}_{IP}^{10}			3654784	00:01					3659656	00:01			3579938	00:20	3568940	00:01						
11	\mathcal{P}_{LP}^{11}			3646848	00:11					3633160	00:22			3505119	00:55	3561733	00:10						
	\mathcal{P}_{IP}^{11}			3651184	00:01					3651975	00:01			3563265	00:20	3561733	00:01						
12	\mathcal{P}_{LP}^{12}			3643297	00:15					3635032	00:09			3504626	01:14								
	\mathcal{P}_{IP}^{12}			3658888	00:01					3637733	00:01			3551695	00:20								
13	\mathcal{P}_{LP}^{13}			3645647	00:06					3635138	00:12			3528315	00:22								
	\mathcal{P}_{IP}^{13}			3645647	00:01					3635138	00:01			3528315	00:01								
Final Solution		3497010	15:23	3645647	11:32	3604617	11:41	3579224	05:33	3635138	16:02	3523964	07:03	3528315	29:54	3561733	08:39	3505263	06:18	3514975	19:28	3505418	11:38

*In this table: (a) for brevity, D , U , A & R are used to represent CGD , CGU , CGA & CGR , respectively, (b) the unit for the “Cost” columns is USD (in that, the real values are rounded-off to the next integer), (c) the format for the “Time” columns is HH:MM (in that, the seconds’ values are rounded-off to the next minute values), and (d) given the paucity of space, for some sub-combinations of strategies, only the first and last six LPP-IPP interactions are presented.

Table 6: *AirCROP* performance* on TC-5: Proposed CG heuristic vis-à-vis Sub-combinations of its constituent CG strategies

LPP-IPP		IFS: 131443284 USD																					
Interactions		$D+U+A+R$		$D+U$		$D+A$		$D+R$		$U+A$		$U+R$		$A+R$		$D+U+A$		$D+U+R$		$D+A+R$		$U+A+R$	
T	$\mathcal{P}_{\#}^T$	Cost	Time	Cost	Time	Cost	Time	Cost	Time	Cost	Time	Cost	Time	Cost	Time	Cost	Time	Cost	Time	Cost	Time	Cost	Time
1	\mathcal{P}_{LP}^1	4584526	07:40	4676660	10:44	4757655	10:24	4620290	06:13	4995573	05:49	4596698	05:36	4608773	07:37	4652569	07:58	4589404	05:55	4593387	09:07	4591268	07:07
	\mathcal{P}_{IP}^1	4997918	00:20	5026401	00:20	5043653	00:20	5037950	00:20	5671588	00:20	5103737	00:20	5272271	00:20	5057001	00:20	4999238	00:20	4959504	00:20	5110753	00:20
2	\mathcal{P}_{LP}^2	4590082	03:16	4751749	02:04	4758993	01:45	4639160	02:40	4938333	03:25	4610225	02:45	4601101	06:49	4651835	02:17	4603615	03:47	4595702	06:01	4590353	06:09
	\mathcal{P}_{IP}^2	4795955	00:20	4836224	00:20	4913084	00:20	4737834	00:20	5552726	00:20	4797107	00:20	5076692	00:20	4826001	00:20	4714892	00:20	4750037	00:20	4910403	00:20
3	\mathcal{P}_{LP}^3	4589793	03:45	4761415	00:20	4766677	01:17	4714329	00:25	4903807	02:35	4639790	02:02	4602620	05:57	4653992	02:02	4626447	01:46	4596653	04:26	4592982	04:33
	\mathcal{P}_{IP}^3	4743617	00:20	4794472	00:01	4831406	00:06	4714329	00:01	5379158	00:20	4697779	00:01	5030872	00:20	4739588	00:20	4653897	00:01	4676496	00:20	4765292	00:20
4	\mathcal{P}_{LP}^4	4592119	02:41	4758381	00:26	4793764	00:34			4878453	02:01	4641037	01:44	4603899	06:09	4658183	00:46	4621255	00:33	4596886	04:19	4594583	02:44
	\mathcal{P}_{IP}^4	4685270	00:20	4800989	00:01	4793764	00:01			5211053	00:20	4698508	00:13	4992284	00:20	4689930	00:01	4631162	00:01	4642862	00:02	4663171	00:20
5	\mathcal{P}_{LP}^5	4591363	02:19	4756242	00:21					4852866	01:48	4641852	01:10			4658672	00:33	4620508	00:36	4618622	01:04	4596460	01:59
	\mathcal{P}_{IP}^5	4672393	00:20	4792818	00:01					5103427	00:20	4663457	00:01			4687065	00:01	4631519	00:01	4618622	00:01	4630592	00:01
6	\mathcal{P}_{LP}^6	4591374	02:26	4761148	00:21					4851587	01:03	4648513	00:29			4660279	00:29	4619001	00:56			4597909	01:50
	\mathcal{P}_{IP}^6	4631706	00:01	4784897	00:01					5017600	00:20	4668904	00:01			4672588	00:01	4662053	00:01			4630469	00:01
7	\mathcal{P}_{LP}^7	4593502	01:28	⋮	⋮					⋮	⋮	4647303	00:50			4660895	00:21	⋮	⋮			4598584	01:49
	\mathcal{P}_{IP}^7	4604572	00:01	⋮	⋮					⋮	⋮	4676948	00:01			4670384	00:01	⋮	⋮			4616375	00:01
		$(T = 25$ onwards ↓)						$(T = 16$ onwards ↓)						$(T = 12$ onwards ↓)									
8	\mathcal{P}_{LP}^8	4593256	01:06	4755574	00:13					4840529	00:30	4650352	00:24			4660975	00:16	4624007	00:28			4599165	01:12
	\mathcal{P}_{IP}^8	4593256	00:01	4763690	00:01					4884804	00:02	4658859	00:01			4666961	00:01	4641306	00:01			4614854	00:01
9	\mathcal{P}_{LP}^9			4748472	00:26					4840343	00:32	4646354	00:30			4661466	00:26	4624237	00:44			4600468	00:48
	\mathcal{P}_{IP}^9			4781479	00:01					4879210	00:01	4683759	00:01			4661466	00:01	4639496	00:01			4603901	00:01
10	\mathcal{P}_{LP}^{10}			4748601	00:18					4835805	00:37	4652942	00:48					4626408	00:20				
	\mathcal{P}_{IP}^{10}			4782221	00:01					4882052	00:02	4669279	00:01					4651319	00:01				
11	\mathcal{P}_{LP}^{11}			4753802	00:20					4835077	00:23	4654569	00:13					4624096	00:20				
	\mathcal{P}_{IP}^{11}			4771304	00:01					4881412	00:03	4660035	00:01					4626663	00:01				
12	\mathcal{P}_{LP}^{12}			4754076	00:25					4835290	00:51	4651333	00:39					4624002	00:22				
	\mathcal{P}_{IP}^{12}			4777057	00:01					4867568	00:01	4660973	00:01					4627987	00:01				
13	\mathcal{P}_{LP}^{13}			4753421	00:11					4835114	00:40	4653513	00:14					4623623	00:27				
	\mathcal{P}_{IP}^{13}			4762025	00:01					4861977	00:01	4653513	00:01					4623623	00:01				
Final solution		4593256	26:24	4762025	26:05	4793764	14:47	4714329	09:59	4861977	29:43	4653513	18:27	4992284	27:52	4661466	16:14	4623623	19:51	4618622	26:00	4603901	29:36

*In this table: (a) for brevity, D , U , A & R are used to represent CGD , CGU , CGA & CGR , respectively, (b) the unit for the “Cost” columns is USD (in that, the real values are rounded-off to the next integer), (c) the format for the “Time” columns is HH:MM (in that, the seconds’ values are rounded-off to the next minute values), and (d) given the paucity of space, for some sub-combinations of strategies, only the first and last six LPP-IPP interactions are presented.

are comparable. Notably, the cost difference between the best and the second-best solution instances is to the tune of 8,253 USD for TC-2, and 10,645 USD for TC-5. Manifestation of a similar cost benefit, despite a scaled-up flight-set size (in TC-5), in a sense, reflects on to the promise of scalability in the proposed CG heuristic.

2. the final CPOP/IPP solution offered by any sub-combination of three CG strategies necessarily involving *CGR* as one of the constituents, is better in cost, than every solution offered by any sub-combination of two CG strategies. This trend asserts the importance of incorporating *random-search* as a constituent strategy.
3. within the sub-combinations of three CG strategies: those which involve *CGR* as one of the constituent strategy, offer better cost compared to those which do not involve *CGR*. This trend again asserts the importance of incorporating *random search* as a constituent strategy.
4. within the sub-combinations of two CG strategies: barring an exception of one instance (in TC-5), those which involve *CGR* as one of the constituent strategy, offer better cost compared to those which do not involve *CGR*. Despite the singular exception, the importance of incorporating *random search* as a constituent strategy cannot be discounted.

Based on the above, it is fair to infer that among all the CG strategies considered one at a time, *CGR* stands out as the most important strategy. However, *CGR* accompanied by exploitation of the optimal solution features through *CGD*, *CGU* and partly *CGA* (since it fosters *CGD* and *CGU* based pairings from previous iterations) manifests as the best combination, that we refer to as the proposed CG heuristic. Notably, the CG heuristic based solutions have been validated by the industrial sponsor, as surpassing the best-known for these flight sets. The main limitation linked to these results is the significant run time. However, this could be attributed to the use of Python scripting language, and it is fair to expect significant reduction in run time through use of other programming languages, such as C++.

6 Conclusion and Future Research

Airline crew pairing optimization problem is perceived as one of the most challenging combinatorial optimization problems in the OR-domain. Since, crew operating cost is the second-largest operating cost for an airline, it is critically important to generate a set of legal crew pairings, covering the given flight schedule at minimum cost possible. Numerous contributions have been made by researchers in the past to tackle the flight-networks with evolving scale-and-complexity by developing solutions around OR-techniques. Despite this progress, the much prevalent and emergent *complex flight-networks* largely remain uninvestigated. This is all the more alarming, considering that the air traffic is expected to grow double in 20 years [23], wherein, majority of airlines may incorporate multiple crew bases and multiple hubs in their flight-networks. This research has proposed a novel domain-knowledge driven CG heuristic for efficiently tackling real-world flight networks characterized by an unprecedented (conjunct) scale-and-complexity. This CG heuristic constitutes the core search-mechanism of an in-house developed optimizer, namely, *AirCROP*, which has been tested and validated for such real-world flight networks. To solve a given CPOP, *AirCROP* relies on intermittent interaction of two phases – *LPP-solutioning* (relies on relaxing the integer constraints, and solves the resulting LPP, to fetch a low cost LPP solution), and *IPP-solutioning* (integerizes the resulting LPP solution). In that, *the quality of the final IPP solution largely depends on the search-efficiency in the LPP-solutioning phase, at the core of which lies the proposed CG heuristic, bearing testament to the importance of this research.*

Beginning with an initial feasible solution, the proposed CG heuristic iteratively introduces pairings, which gradually enable improvement in the the cost quality of the solution. In this endeavor, it relies on balancing the *random exploration* of the pairings' space (*CGR*) and exploitation of optimal solution features including – *minimal deadheads at a set level (CGD)* & *high crew utilization at a pairing level (CGU)*, while utilizing the past computational effort guided by *flight-pair level* information (*CGA*). The efficacy of the proposed CG heuristic has been investigated on five real-world, large-scale (over 4,212 flights), complex flight networks (over 15 crew bases and multiple hub-and-spoke sub-networks). Through experimental evidence, it is established that the proposed CG heuristic infuses better search efficiency compared to the stand-alone *random-search*, stand-alone *exact-search*, or any sub-combinations of these CG strategies.

Aligned with the industrial sponsor's larger research scheme, the codes of *AirCROP*, including the proposed CG heuristic, have been developed using Python scripting language. However, a significant reduction in run-time is expected via the use of other programming languages such as C++, etc. Moreover, certain thresholds that are used to guide the *search* have been set by factoring the flight-network characteristics on the one hand, and the limitations of available computational resources. Development of methods or strategies that can help reduce the dependency of the final performance on threshold settings, may be an important future research direction. Furthermore, developing CG strategies during the IPP-solutioning may also augment the overall *search* efficiency. Lastly, the emergent trend on utilizing the machine learning capabilities to assist combinatorial optimization tasks, may also hold promise for the airline crew pairing optimization. Despite the scope for improvement, the authors believe that this research could serve as a template on how to utilize the domain knowledge to enhance the *search-efficiency* towards solving large-scale combinatorial optimization problems.

Acknowledgment

This research work is an outcome of an Indo-Dutch joint research project, supported by the Ministry of Electronics and Information Technology (MEITY), India [grant 13(4)/2015-CC&BT]; Netherlands Organization for Scientific Research (NWO), the Netherlands; and GE Aviation, India. The authors acknowledge the invaluable support of GE Aviation team members – Arioli Arumugam (Senior Director- Data & Analytics), and Alla Rajesh (Senior Staff Data & Analytics Scientist), for providing the problem definition, real-world test cases, and sharing the domain-knowledge during several insightful discussions which have helped the authors in successfully completing this research work.

References

- [1] D. Aggarwal, D. K. Saxena, M. Emmerich, and S. Paulose. On large-scale airline crew pairing generation. In *2018 IEEE Symposium Series on Computational Intelligence (SSCI)*, pages 593–600. IEEE, 2018. ISBN 9781538692769. doi: 10.1109/SSCI.2018.8628699.
- [2] D. Aggarwal, D. K. Saxena, T. Bäck, and M. Emmerich. Airline crew pairing optimization framework for large networks with multiple crew bases and hub-and-spoke subnetworks. *arXiv preprint arXiv:2003.03994*, Unpublished results, 2020.
- [3] D. Aggarwal, D. K. Saxena, T. Bäck, and M. Emmerich. On initializing airline crew pairing optimization for large-scale complex flight networks. *arXiv preprint arXiv:2003.06423*, Unpublished results, 2020.
- [4] D. Aggarwal, D. K. Saxena, T. Bäck, and M. Emmerich. Real-world airline crew pairing optimization: Customized genetic algorithm versus column generation method. *arXiv preprint arXiv:2003.03792*, Unpublished results, 2020.
- [5] D. Aggarwal, Y. K. Singh, and D. K. Saxena. On learning combinatorial patterns to assist large-scale airline crew pairing optimization. *arXiv preprint arXiv:2004.13714*, Unpublished results, 2020.
- [6] S. AhmadBeygi, A. Cohn, and M. Weir. An integer programming approach to generating airline crew pairings. *Computers and Operations Research*, 36(4):1284–1298, 2009. ISSN 03050548. doi: 10.1016/j.cor.2008.02.001.
- [7] R. K. Ahuja, T. L. Magnanti, and J. B. Orlin. *Network flows: Theory, algorithms, and applications*. 1993.
- [8] R. Anbil, E. Gelman, B. Patty, and R. Tanga. Recent advances in crew-pairing optimization at american airlines. *Interfaces*, 21(1):62–74, 1991.
- [9] R. Anbil, R. Tanga, and E. L. Johnson. A global approach to crew-pairing optimization. *IBM Systems Journal*, 31(1):71–78, 1992.
- [10] E. D. Andersen and K. D. Andersen. The mosek interior point optimizer for linear programming: an implementation of the homogeneous algorithm. In *High performance optimization*, pages 197–232. Springer, 2000.
- [11] C. Barnhart, E. L. Johnson, R. Anbil, and L. Hatay. A column-generation technique for the long-haul crew-assignment problem. In *Optimization in industry 2*, pages 7–24. John Wiley & Sons, Inc., 1994.
- [12] C. Barnhart, E. L. Johnson, G. L. Nemhauser, M. W. Savelsbergh, and P. H. Vance. Branch-and-price: Column generation for solving huge integer programs. *Operations research*, 46(3):316–329, 1998.
- [13] C. Barnhart, A. M. Cohn, E. L. Johnson, D. Klabjan, G. L. Nemhauser, and P. H. Vance. Airline crew scheduling. In *Handbook of transportation science*, pages 517–560. Springer, 2003.
- [14] J. E. Beasley and P. C. Chu. A genetic algorithm for the set covering problem. *European journal of operational research*, 94(2):392–404, 1996.
- [15] N. Ç. Demirel and M. Deveci. Novel search space updating heuristics-based genetic algorithm for optimizing medium-scale airline crew pairing problems. *International Journal of Computational Intelligence Systems*, 10(1):1082–1101, 2017.
- [16] G. Desaulniers and F. Soumis. Airline crew scheduling by column generation. *CIRRELT Spring School, Montréal Canada*, 2010.
- [17] G. Desaulniers, J. Desrosiers, Y. Dumas, S. Marc, B. Rioux, M. M. Solomon, and F. Soumis. Crew pairing at air france. *European journal of operational research*, 97(2):245–259, 1997.
- [18] G. Desaulniers, F. Lessard, M. Saddoune, and F. Soumis. Dynamic constraint aggregation for solving very large-scale airline crew pairing problems. In *SN Operations Research Forum*, volume 1, pages 1–23. Springer, 2020.
- [19] J. Desrosiers and M. E. Lübbecke. A primer in column generation. In *Column Generation*, pages 1–32. Springer, 2005. ISBN 0387254854. doi: 10.1007/0-387-25486-2_1.
- [20] M. Deveci and N. Ç. Demirel. Evolutionary algorithms for solving the airline crew pairing problem. *Computers & Industrial Engineering*, 115:389–406, 2018.
- [21] O. Du Merle, D. Villeneuve, J. Desrosiers, and P. Hansen. Stabilized column generation. *Discrete Mathematics*, 194(1-3):229–237, 1999.
- [22] V. Dück, F. Wesselmann, and L. Suhl. Implementing a branch and price and cut method for the airline crew pairing optimization problem. *Public Transport*, 3(1):43, 2011.
- [23] M. Garcia. Air Travel Projected To Double In 20 Years, But Protectionism Poses Threat, October 2018. URL <https://www.forbes.com/sites/marisagarcia/2018/10/24/>

- iata-raises-20-year-projections-to-8-2-billion-passengers-warns-against-protectionism/
#5a3e2089150f.
- [24] M. R. Garey and D. S. Johnson. *Computers and Intractability: A Guide to the Theory of NP-Completeness*, volume 44. New York: W. H. Freeman & Company, 1979.
- [25] D. E. Goldberg. *Genetic algorithms*. Pearson Education India, 2006.
- [26] B. Gopalakrishnan and E. L. Johnson. Airline crew scheduling: state-of-the-art. *Annals of Operations Research*, 140(1):305–337, 2005.
- [27] L. Gurobi Optimization. Gurobi Optimizer Reference Manual, 2020. URL <http://www.gurobi.com>.
- [28] S. Irnich and G. Desaulniers. Shortest path problems with resource constraints. In *Column generation*, pages 33–65. Springer, 2005.
- [29] N. Karmarkar. A new polynomial-time algorithm for linear programming. In *Proceedings of the sixteenth annual ACM symposium on Theory of computing*, pages 302–311, 1984.
- [30] A. Kasirzadeh, M. Saddoune, and F. Soumis. Airline crew scheduling: models, algorithms, and data sets. *EURO Journal on Transportation and Logistics*, 6(2):111–137, 2017.
- [31] T. N. Kipf and M. Welling. Variational Graph Auto-Encoders. *arXiv preprint arXiv:1611.07308*, Unpublished results, 2016. URL <https://arxiv.org/abs/1611.07308v1>.
- [32] D. Klabjan and K. Schwan. Airline crew pairing generation in parallel. In *PPSC*, 2001.
- [33] D. Klabjan, E. L. Johnson, G. L. Nemhauser, E. Gelman, and S. Ramaswamy. Solving large airline crew scheduling problems: Random pairing generation and strong branching. *Computational Optimization and Applications*, 20(1):73–91, 2001. ISSN 09266003. doi: 10.1023/A:1011223523191.
- [34] T. Koch, T. Achterberg, E. Andersen, O. Bastert, T. Berthold, R. E. Bixby, E. Danna, G. Gamrath, A. M. Gleixner, S. Heinz, et al. Miplib 2010. *Mathematical Programming Computation*, 3(2):103, 2011.
- [35] H. Kornilakis and P. Stamatopoulos. Crew pairing optimization with genetic algorithms. In *Hellenic Conference on Artificial Intelligence*, pages 109–120. Springer, 2002.
- [36] S. Lavoie, M. Minoux, and E. Odier. A new approach for crew pairing problems by column generation with an application to air transportation. *European Journal of Operational Research*, 35(1):45–58, 1988.
- [37] D. Levine. Application of a hybrid genetic algorithm to airline crew scheduling. *Computers & Operations Research*, 23(6):547–558, 1996.
- [38] A. Lodi and A. Tramontani. Performance variability in mixed-integer programming. In *Theory Driven by Influential Applications*, pages 1–12. INFORMS, 2013.
- [39] M. E. Lübbecke. Column generation. *Contributed to the Wiley Encyclopedia of Operations Research and Management Science (EORMS)*, 2010.
- [40] M. E. Lübbecke and J. Desrosiers. Selected topics in column generation. *Operations research*, 53(6):1007–1023, 2005.
- [41] R. Marsten. Crew planning at delta airlines. *Presentation at XV Mathematical Programming Symposium, Ann Arbor, MI, USA*, 1994.
- [42] M. Minoux. Column generation techniques in combinatorial optimization: A new application to crew pairing problems. *24th AGIFORS Symposium*, pages 15–29, 1984.
- [43] İ. Muter, Ş. İ. Birbil, K. Bülbül, G. Şahin, H. Yenigün, D. Taş, and D. Tüzün. Solving a robust airline crew pairing problem with column generation. *Computers & Operations Research*, 40(3):815–830, 2013.
- [44] H. T. Ozdemir and C. K. Mohan. Flight graph based genetic algorithm for crew scheduling in airlines. *Information Sciences*, 133(3-4):165–173, 2001.
- [45] A. Parmentier and F. Meunier. Aircraft routing and crew pairing: updated algorithms at air france. *Omega*, 93:102073, 2020.
- [46] F. Quesnel, G. Desaulniers, and F. Soumis. A new heuristic branching scheme for the crew pairing problem with base constraints. *Computers and Operations Research*, 80:159–172, 2017. ISSN 03050548. doi: 10.1016/j.cor.2016.11.020.
- [47] F. Quesnel, G. Desaulniers, and F. Soumis. A branch-and-price heuristic for the crew pairing problem with language constraints. *European Journal of Operational Research*, 283(3):1040–1054, 2020.
- [48] F. Quesnel, G. Desaulniers, and F. Soumis. Improving air crew rostering by considering crew preferences in the crew pairing problem. *Transportation Science*, 54(1):97–114, 2020.
- [49] M. Saddoune, G. Desaulniers, and F. Soumis. Aircrew pairings with possible repetitions of the same flight number. *Computers & Operations Research*, 40(3):805–814, 2013.
- [50] P. H. Vance, C. Barnhart, E. Gelman, E. L. Johnson, A. Krishna, D. Mahidhara, G. L. Nemhauser, and R. Rebello. A heuristic branch-and-price approach for the airline crew pairing problem. Technical report lec-97-06, Georgia Institute of Technology, Atlanta, 1997.
- [51] P. H. Vance, C. Barnhart, E. L. Johnson, and G. L. Nemhauser. Airline crew scheduling: A new formulation and decomposition algorithm. *Operations Research*, 45(2):188–200, 1997.
- [52] V. V. Vazirani. *Approximation Algorithms*. Springer, Berlin, Heidelberg, (Chapter 13), 2003.

- [53] P. Virtanen, R. Gommers, T. E. Oliphant, M. Haberland, T. Reddy, D. Cournapeau, E. Burovski, P. Peterson, W. Weckesser, J. Bright, S. J. van der Walt, M. Brett, J. Wilson, K. Jarrod Millman, N. Mayorov, A. R. J. Nelson, E. Jones, R. Kern, E. Larson, C. Carey, Í. Polat, Y. Feng, E. W. Moore, J. VanderPlas, D. Laxalde, J. Perktold, R. Cimrman, I. Henriksen, E. A. Quintero, C. R. Harris, A. M. Archibald, A. H. Ribeiro, F. Pedregosa, P. van Mulbregt, and S. . . Contributors. SciPy 1.0: Fundamental Algorithms for Scientific Computing in Python. *Nature Methods*, 17:261–272, 2020. doi: <https://doi.org/10.1038/s41592-019-0686-2>.
- [54] B. Zeren and İ. Özkol. An improved genetic algorithm for crew pairing optimization. *Journal of Intelligent Learning Systems and Applications*, 4(01):70, 2012.
- [55] B. Zeren and I. Özkol. A novel column generation strategy for large scale airline crew pairing problems. *Expert Systems with Applications*, 55:133–144, 2016.