

Optimal Detection Interval for Absorbing Receivers in Molecular Communication Systems with Interference

Trang Ngoc Cao, *Student Member, IEEE*, Nikola Zlatanov, *Member, IEEE*, Phee Lep Yeoh, *Member, IEEE*, and Jamie S. Evans, *Senior Member, IEEE*

Abstract—We consider a molecular communication system comprised of a transmitter, an absorbing receiver, and an interference source. Assuming amplitude modulation, we analyze the dependence of the bit error rate (BER) on the detection interval, which is the time within one transmission symbol interval during which the receiver is active to absorb and detect the number of information-carrying molecules. We then propose efficient algorithms to determine the optimal detection interval that minimizes the BER of the molecular communication system assuming no inter-symbol interference (ISI). Simulation and numerical evaluations are provided to highlight further insights into the optimal results. For example, we demonstrate that the optimal detection interval can be very small compared to the transmission symbol interval. Moreover, our numerical results show that significant BER improvements are achieved by using the optimal detection interval for systems without and with ISI.

I. INTRODUCTION

Molecular communications (MC) is an exciting new paradigm that overcomes fundamental limits of size and operating environments in traditional radio frequency (RF)-based communication systems. Molecular communications is well-suited to challenging environments such as tunnels, pipelines, or salt water, where RF waves suffer extreme attenuation [2]. In addition, molecular communications is biocompatible and therefore can be used in human bodies for health monitoring, disease detection, or drug delivery [3].

A promising platform for molecular communications is nano-machines, which will be able to perform more complex tasks if they can mutually communicate. Since each nano-machine can perform simple operations, an essential requirement in molecular communications is simplicity. For example, only simple modulation techniques can be used in molecular communications, such as amplitude modulation, where information is embedded into the number of released molecules at the transmitter. In addition, only simple receivers can be employed. Two types of simple molecular receivers for amplitude modulation have been proposed in the literature so far; a passive and an absorbing receiver. A passive receiver is a receiver that observes and counts molecules in the receiving area at a specific sampling instant without disrupting

the movement of the molecules. An absorbing receiver is a receiver that absorbs and counts molecules reaching the receiver within a given detection interval. We note that both passive and absorbing receivers can be realized by artificial cells or nano-machines [4], [5].

In general, the performance of a molecular communication system can be improved by adjusting the sampling instants for passive receivers or the detection interval for absorbing receivers. This paper investigates the latter and proposes algorithms that optimize the detection interval of an absorbing receiver in order to minimize the bit error rate (BER) when the molecular communication system is affected by an unintended transmitter from another communication link. This is motivated by the fact that if a molecular communication system for nano-machines would be deployed in a real environment, the communication session would experience interference from various external sources such as biochemical processes, leaking vesicles, or other unintended transmitters [6]. In particular, sensor networks may have multiple communication links using the same type of molecules and the same designs of transmitters and receivers since the options of suitable molecular types and their corresponding transceivers' designs, e.g., suitable sensors, in a specific environment can be limited and a unified design is convenient to expand the network. Hence, transmitters from these communication links result in external interference to each other, which has not been considered in the literature. Since nano-machine require simplicity, we need to find a simple solution to mitigate the impact of the interference. Related works on BER in molecular communication systems with multiple transmitters include papers such as [6] and [7]. However, in these works, the detection interval is equal to the transmission symbol interval.

For passive receivers, the optimal sampling instant at which the receiver observes the largest number of molecules within one transmission symbol interval was derived in [8] and [9]. In [10], a passive receiver that observes multiple sampling instants during each transmission symbol interval was considered and maximum-likelihood detection was applied across all observation samples. Thereby, it was observed that the BER decreases when the number of samples increases, which is intuitive since more information is received. Recently, approximate closed-form expressions for the optimal number of samples and the optimal position of each sample within one transmission symbol interval that minimize the BER were analyzed in [11].

For absorbing receivers, most existing works [12]–[14] assume that the detection interval is equal to the transmission symbol interval. Exceptions are the works in [11], [15]–[17],

This paper was presented in part at the IEEE International Conference on Communications 2018 [1].

T. N. Cao and J. S. Evans are with the Department of Electrical and Electronic Engineering, University of Melbourne, Melbourne, VIC 3010, Australia (e-mail: ngoc@student.unimelb.edu.au; jse@unimelb.edu.au).

N. Zlatanov is with the Department of Electrical and Computer Systems Engineering, Monash University, Melbourne, VIC 3800, Australia (e-mail: nikola.zlatanov@monash.edu).

P. L. Yeoh is with the School of Electrical and Information Engineering, University of Sydney, Sydney, NSW 2006, Australia (e-mail: phee.yeoh@sydney.edu.au).

which considered variable detection intervals. However, [11], [15]–[17] did not consider the impact of external interference from an unintended transmitter when optimizing the detection interval in terms of the system performance and only considered the internally generated inter-symbol interference (ISI) and constant-mean noise from the environment. The detection interval was optimized for minimizing the BER in [11], [15], [17], and for maximizing the capacity in [16]¹. Moreover, [11], [15], [16] determined the optimal detection time interval by exhaustive search, whereas [17] derives an approximately optimal detection time interval. Whereas, in this work, we consider both ISI and external interference from an unintended transmitter, whose *conditional mean in each symbol interval varies* depending if the unintended transmitter transmits bits “0” or “1”. Thereby, we propose two efficient algorithms to optimize the detection interval for minimizing the BER in a one dimensional (1D) MC system, which finds application in long narrow tube environments, and a three dimensional (3D) MC system, which finds application in free-space environments. We consider the most simple case, i.e., the 1D system, and the most general case, i.e., the 3D system, as the two dimensional system can be straightforwardly analyzed by using the same framework.

In this paper, we use the Binomial distribution to accurately describe the number of received molecules at the absorbing receiver [18], [19]. In addition, the Poisson and Gaussian distributions are also used since they provide an approximation of the number of received molecules which is much easier to analyze [6], [7], [9]–[11], [13], [14], [20], [21]. However, note that the accuracy of the Poisson and Gaussian distributions does not always hold, as discussed in [18] and [22]. We investigate the molecular communication system both in a 1D space as in [23] and [24] as well as in a 3D space as in [9]–[11]. In addition, we investigate the interesting case, from a practical perspective, of an interference source with an unknown location in a 1D system, which has not been considered in the literature so far. Our numerical results show that using the optimal detection interval, obtained by our proposed algorithms, leads to high performance in terms of BER.

The main contributions of this work can be summarized as follows:

- We derive the BER of a MC system affected by external interference from another communication link in 1D and 3D environments, when the system is impaired and is not impaired by ISI and when maximum likelihood (ML) detection is used. We consider three cases, i.e., when the Binomial, Poisson, and Gaussian distributions are used for the analysis, respectively.
- We optimize the detection interval and show that the system performance in terms of BER is improved significantly by choosing a suitable detection interval, for which we design a simple algorithm.
- We optimize the detection interval and improve the BER

even when the interference is at an unknown location in a 1D system.

This paper expands its conference version [1] where the analysis with approximations, i.e., when the Poisson and Gaussian distributions are used, and the ISI impact on the system are not included.

The remainder of this paper is organized as follows. In Section II, we introduce the system and channel models for 1D and 3D environments. In Section III, we construct an optimization problem of the optimal detection interval and derive the BER of the systems. Section IV proposes algorithms that optimize the detection interval in terms of BER. Section V extends the investigation of the optimal detection interval to an interference source at an unknown location. Numerical results are provided in Section VI, and Section VII concludes the paper.

II. SYSTEM AND CHANNEL MODELS

In the following, we present the system and channel models for our proposed molecular communication systems with interference.

A. System Model

We consider a 1D unbounded MC system and a 3D unbounded MC system. The 1D system is comprised of a point transmitter Tx, a point absorbing receiver Rx, and a point interference source Ix. The interference source Ix is assumed to be a transmitter from another communication link that employs the same modulation and molecule type as Tx. Rx is assumed to be at distances d and d_I from Tx and Ix, respectively, as shown in Fig. 1. The 3D system is comprised of a spherical absorbing receiver Rx with radius a_{rx} , a point transmitter Tx at a distance d from the center of the receiver, and a point interference source Ix at a distance d_I from the center of the receiver. Note that the Tx and Ix do not need to be located on one side of the Rx in a 1D system or be aligned with Rx in a 3D system. The analysis in this paper applies to any relative positions of the transceivers that satisfies their respective distances. We assume that the movement of the molecules in space follows a Brownian motion [25]. We assume that both the intended and interfering transmitters, Tx and Ix, do not affect the diffusion of the molecules after they are released at the transmitters and that the receiver absorbs all molecules that reach it.

We assume amplitude modulation, i.e., that information bits are modulated by the number of released molecules from the transmitter. Let the number of released molecules at Tx during the j -th transmission symbol interval be denoted by $X_T^{(j)}$, where $X_T^{(j)} \in \{N_0, N_1\}$, $N_1 > N_0$. For brevity, we use X_T for arbitrary j , i.e., when there is no need to specify j . When $X_T = N_0$, then bit “0” is assumed to be transmitted and when $X_T = N_1$, then bit “1” is assumed to be transmitted. We consider $X_T \in \{N_0, N_1\}$ instead of on-off keying to generalize the analysis so that it can be applied to higher-order modulation, e.g., $X_T \in \{N_0, N_1, N_2, N_3\}$, in future work. This is also motivated by the fact that using a zero release rate of molecules is not common in cell signaling in

¹The period length τ in which molecules are absorbed by the receivers and removed from the environment, i.e., the period that is not the detection interval, was investigated and defined in [15] as the cleanse time.

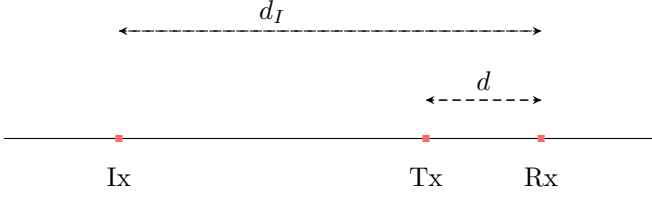


Fig. 1. System model comprised of a transmitter, Tx, an interference source, Ix, and a receiver, Rx.

nature [26]. We assume that the bits transmitted by Tx are uncoded. As a result, the receiver is assumed to perform bit-by-bit detection of the received molecules. For the interference transmitter, the number of molecules released by Ix during the transmission symbol interval j is denoted by $X_I^{(j)}$, where $X_I^{(j)} \in \{N_0, N_1\}$. Similar to $X_T^{(j)}$, for brevity, we use X_I for arbitrary j , i.e., when there is no need to specify j . We assume that the transmitted bits from Tx and Ix have equal probabilities of occurrence defined, respectively, as

$$P_{X_T}(x_T = N_0) = P_{X_T}(x_T = N_1) = \frac{1}{2} \quad (1)$$

and

$$P_{X_I}(x_I = N_0) = P_{X_I}(x_I = N_1) = \frac{1}{2}. \quad (2)$$

Let T_b denote the duration of the transmission symbol interval during which one information bit is transmitted at Tx. We assume instantaneous release and molecules are released at the beginning of T_b . Let T_r denote the duration of the detection symbol interval during which Rx absorbs and counts the number of absorbed molecules in order to detect a transmitted information bit. We assume that Tx, Ix, and Rx are synchronized, which can be done using already available techniques in the literature such as the peak of the received molecular signal [27], [28], the arrival time of the molecules [29], the probability of molecules hitting a receiver [30], a two-way message exchange between the two nanomachines [31], two types of molecules for synchronization and data transmission [32], [33]. Hence, we assume that the transmission symbol intervals of Tx and Ix have the same duration and start at the same instant, which is also the starting instant of T_r .

Remark 1: For a simple receiver without memory, the detection symbol intervals cannot overlap with each other, i.e., each detection symbol interval must start after the previous one has ended. In addition, T_r must be less or equal to T_b , i.e., $T_r \leq T_b$ has to hold. Otherwise, if $T_r > T_b$, the detection symbol interval for the j -th transmitted bit ($j \gg 1$) will start after a long period from the start of the j -th bit transmission symbol interval. In that case, the probability of receiving molecules belonging to the j -th bit approaches zero as j increases, since most of those molecules would be absorbed in the previous detection symbol intervals. Note that, at time t , where $T_r < t < T_b$, molecules should still be absorbed at Rx in order to limit ISI. However, we assume that these molecules are not included in the decision of the considered bit.

B. Channel Model

At the receiver, the information bits are detected based on the number of absorbed molecules during the detection symbol interval T_r . Let $Y_T^{(j)}$ and $Y_I^{(j)}$ denote the number of received molecules at Rx during the interval T_r of the j -th bit which are released from Tx and Ix at the beginning of the j -th bit interval, respectively. Then, according to [18], $Y_T^{(j)}$ and $Y_I^{(j)}$ follow Binomial distributions, i.e., $Y_T^{(j)} \sim \text{Binom}(X_T^{(j)}, p_d)$ and $Y_I^{(j)} \sim \text{Binom}(X_I^{(j)}, p_{d_I})$, respectively, where $X_T^{(j)}$, p_d , $X_I^{(j)}$, and p_{d_I} are parameters of the distributions. In particular, p_d and p_{d_I} are the probabilities that a molecule released from Tx and Ix at the beginning of T_b arrives at Rx, placed at distance d from Tx and d_I from Ix, within the interval T_r , respectively. Similar to X_T and X_I , for brevity, we use Y_T and Y_I for arbitrary j , i.e., when there is no need to specify j .

The probability mass function (PMF) of Y_T conditioned on X_T is given by

$$P_{Y_T|X_T}(y_T|x_T) = \binom{x_T}{y_T} p_d^{y_T} (1 - p_d)^{x_T - y_T}. \quad (3)$$

The PMF of Y_I conditioned on X_I is then given by

$$P_{Y_I|X_I}(y_I|x_I) = \binom{x_I}{y_I} p_{d_I}^{y_I} (1 - p_{d_I})^{x_I - y_I}. \quad (4)$$

In a 1D unbounded environment, p_d and p_{d_I} are given, respectively, by [2]

$$p_d = \text{erfc}\left(\frac{d}{2\sqrt{DT_r}}\right), \quad (5)$$

$$p_{d_I} = \text{erfc}\left(\frac{d_I}{2\sqrt{DT_r}}\right), \quad (6)$$

where $\text{erfc}(\cdot)$ is the complementary error function and D is the diffusion coefficient.

In a 3D unbounded environment, p_d and p_{d_I} are given respectively by [2], [34]

$$p_d = \frac{r}{d} \text{erfc}\left(\frac{d-r}{2\sqrt{DT_r}}\right), \quad (7)$$

$$p_{d_I} = \frac{r}{d_I} \text{erfc}\left(\frac{d_I-r}{2\sqrt{DT_r}}\right). \quad (8)$$

Since we consider Ix from an unintended transmitter, transmitting to a different absorbing receiver, the absorbing receiver of the unintended transmitter can affect the absorptions of the molecules transmitted from Tx. Thus, the number of absorbed molecules at Rx may be reduced compared to the case when there is only one absorbing receiver. A few works have considered this effect [35]–[37]. In [35], the interference receiver is assumed to be located at specific positions, i.e., aligned on a line or on a circle on the same plane with the transmitter and the target receiver. In [36], the impact of the two receivers on each other was investigated by simulation. In [37], a channel model was proposed based on a simulation fitting algorithm. However, in this work, we assume that this

effect is negligible. In fact, for the parameters chosen in this work, it is shown in Section VI that the impact is not significant. The results in the literature that investigate this effect can be applied in our proposed framework by using the corresponding expressions of p_d and p_{d_i} impacted by two receivers.

In the following, we first formulate the general problem for optimizing the detection interval, T_r , that minimizes the BER. We then assume the system is without ISI in order to derive the optimal detection and a tractable BER expression that can be used for optimizing T_r . Next, we derive the optimal detection for the system with ISI and discuss the optimization of T_r for this system.

III. PROBLEM FORMULATION AND DETECTIONS

A. Problem Formulation

The absorbing receiver detects the transmitted information based on the number of received molecules. Moreover, the numbers of information and interference molecules received at Rx, i.e., Y_T and Y_I , depend on p_d and p_{d_i} , respectively, and thus depend on T_r due to (7) and (8). Therefore, the BER of the system, denoted by P_b , is a function of T_r . Since T_r can be varied at the receiver, we can find the optimal detection interval T_r^* that minimizes the BER. More precisely, T_r^* is found from the following optimization problem

$$T_r^* = \arg \min_{0 \leq T_r \leq T_b} P_b. \quad (9)$$

In order to solve the optimization problem in (9), we need to find the expression of the BER as a function of T_r .

In order to focus on the effect of interference from I_x and find a simple expression of the BER, we first assume that the ISI is negligible at the Rx. This assumption becomes valid by setting the transmission symbol interval T_b to be long enough such that most of the molecules transmitted from previous transmission symbol intervals arrive at the Rx, such as in [24] and [38], or by using enzymes to react with the remaining molecules in the environment, such as in [18].

In order for the detection process to be optimal, in terms of minimizing the BER, we consider ML detection at the receiver. We first consider a ML detection for the system assuming no ISI in order to solve the optimization problem (9). We then consider a ML detection for the systems with ISI.

B. Maximum Likelihood Detection without ISI

For the ML detection, the receiver decides whether $X_T = N_0$ or $X_T = N_1$ based on the following decision function

$$\hat{X}_T = \arg \max_{X_T \in \{N_0, N_1\}} P_{Y|X_T}(y|x_T), \quad (10)$$

where \hat{X}_T is the detection of X_T , Y is the total number of molecules received at the receiver during the detection symbol interval T_r from both transmitters, given by

$$Y = Y_T + Y_I, \quad (11)$$

and $P_{Y|X_T}(y|x_T)$ is the conditional PMF of the total number of received molecules, Y , conditioned on the number of

transmitted molecules from T_x being X_T . Assuming no ISI, $P_{Y|X_T}(y|x_T)$ can be obtained as

$$P_{Y|X_T}(y|x_T) = P_{Y|X_T, X_I}(y|x_T, x_I = N_0) P_{X_I}(x_I = N_0) + P_{Y|X_T, X_I}(y|x_T, x_I = N_1) P_{X_I}(x_I = N_1), \quad (12)$$

where $P_{Y|X_T, X_I}(y|x_T, x_I)$ is the conditional probability of receiving Y molecules at the receiver when X_T and X_I molecules are released from the transmitters T_x and I_x , respectively, and $P_{X_I}(x_I)$ is the probability of releasing X_I molecules from I_x .

Let \mathbb{Z}_0 and \mathbb{Z}_1 be two sets comprised of numbers of received molecules, Y , for which the probability $P_{Y|X_T}(y|x_T = N_0)$ is larger than the probability $P_{Y|X_T}(y|x_T = N_1)$ and vice versa, respectively. Then, (10) is equivalent to the following

$$\begin{aligned} \hat{X}_T &= \arg \max_{X_T \in \{N_0, N_1\}} P_{Y|X_T}(y|x_T) \\ &= \begin{cases} N_0, & \text{if } P_{Y|X_T}(y|x_T = N_0) > P_{Y|X_T}(y|x_T = N_1) \\ N_1, & \text{if } P_{Y|X_T}(y|x_T = N_1) \geq P_{Y|X_T}(y|x_T = N_0) \end{cases} \\ &= \begin{cases} N_0, & \text{if } y \in \mathbb{Z}_0 \\ N_1, & \text{if } y \in \mathbb{Z}_1. \end{cases} \end{aligned} \quad (13)$$

The sets \mathbb{Z}_0 and \mathbb{Z}_1 can be obtained by comparing $P_{Y|X_T}(y|x_T = N_0)$ and $P_{Y|X_T}(y|x_T = N_1)$ for each y in the interval $0 \leq y \leq 2N_1$. Note that the sets \mathbb{Z}_0 and \mathbb{Z}_1 can be calculated offline by the system designer and then stored at the receiver. For optimal detection, the receiver only needs to compare whether the received number of molecules, Y , belongs to the set \mathbb{Z}_0 or the set \mathbb{Z}_1 and make a decision using (13). Hence, the computational complexity of the proposed decision rule is low, which makes it suitable for a simple receiver.

Having defined the decision rule, given by (13), the BER can be obtained as

$$P_b = P_{\hat{X}_T|X_T}(\hat{x}_T = N_0|x_T = N_1) P_{X_T}(x_T = N_1) + P_{\hat{X}_T|X_T}(\hat{x}_T = N_1|x_T = N_0) P_{X_T}(x_T = N_0), \quad (14)$$

where $P_{\hat{X}_T|X_T}(\hat{x}_T|x_T)$ is the PMF of detecting \hat{X}_T given that X_T was transmitted at T_x , and $P_{X_T}(x_T)$ is the probability of releasing X_T molecules at T_x .

Now, to derive the BER as a function of T_r from (14), we first need to find $P_{\hat{X}_T|X_T}(\hat{x}_T|x_T)$. To this end, we use (13). Due to (13), we have

$$P_{\hat{X}_T}(\hat{x}_T = N_0) = \sum_{y \in \mathbb{Z}_0} P_Y(y), \quad (15)$$

and

$$P_{\hat{X}_T}(\hat{x}_T = N_1) = \sum_{y \in \mathbb{Z}_1} P_Y(y). \quad (16)$$

Thereby,

$$P_{\hat{X}_T|X_T}(\hat{x}_T = N_0|x_T = N_1) = \sum_{y \in \mathbb{Z}_0} P_{Y|X_T}(y|x_T = N_1), \quad (17)$$

and

$$P_{\hat{X}_T|X_T}(\hat{x}_T = N_1 | x_T = N_0) = \sum_{y \in \mathbb{Z}_1} P_{Y|X_T}(y | x_T = N_0). \quad (18)$$

Now, we need to obtain $P_{Y|X_T}(y | x_T)$ from (12) and insert it into (17) and (18). To this end, we first need to find $P_{Y|X_T, X_I}(y | x_T, x_I)$. Since Y_T and Y_I are independent, the PMF of $Y = Y_T + Y_I$ can be found as a convolution of the PMFs of Y_T given X_T and the PMF of Y_I given X_I , as

$$P_Y(y) = \sum_{i=0}^y P_{Y_T}(i) P_{Y_I}(y-i). \quad (19)$$

Conditioning both sides of (19) on X_T and X_I , we obtain

$$P_{Y|X_T, X_I}(y | x_T, x_I) = \sum_{i=0}^y P_{Y_T|X_T}(i | x_T) P_{Y_I|X_I}(y-i | x_I). \quad (20)$$

Now, since Y_T and Y_I are independent of X_I and X_T , respectively, (20) can be written as

$$P_{Y|X_T, X_I}(y | x_T, x_I) = \sum_{i=0}^y P_{Y_T|X_T}(i | x_T) P_{Y_I|X_I}(y-i | x_I). \quad (21)$$

We now have all necessary expressions to write P_b in (14) as a function of T_r . To this end, we insert the PMF expressions in (3) and (4) into (21), then insert (21) and (2) into (12), and obtain the conditional PMF $P_{Y|X_T}(y | x_T)$. Finally, inserting $P_{Y|X_T}(y | x_T)$ from (12) into (17) and (18) and then inserting them and (1) into (14), we derive the closed-form expression of the BER in (22), given at the bottom of this page. We note that (22) is a general expression of the BER that holds for 1D and 3D environments by substituting the corresponding distributions for p_d and p_{d_i} given in (5), (6), (7), and (8).

C. Maximum Likelihood Detection with ISI

We now relax the assumption of negligible ISI in the previous subsection and consider ML detection for a channel with memory L , i.e., the molecules received at Rx during one bit interval are released from Tx and Ix during the current and $L-1$ previous bit intervals. Since we now consider a

sequence of multiple bits, we use the superscript to denote the bit interval. The total number of received molecules during the detection interval of the j -th bit is then equal to

$$Y^{(j)} = \sum_{l=0}^{L-1} Y_T^{(j-l)} + \sum_{l=0}^{L-1} Y_I^{(j-l)}. \quad (23)$$

$P_{Y|X_T}(y | x_T)$ is now given by

$$P_{Y|X_T^{(j)}}(y | x_T^{(j)}) = \frac{1}{2^{2L-1}} \sum_{\mathbf{X}_T^{(j)}, \mathbf{X}_I^{(j)}} P_{Y|\mathbf{X}_T^{(j)}, \mathbf{X}_I^{(j)}}(y | \mathbf{X}_T^{(j)}, \mathbf{X}_I^{(j)}), \quad (24)$$

where $\mathbf{X}_T^{(j)} = [X_T^{(j-L+1)}, \dots, X_T^{(j)}]$, $\mathbf{X}_I^{(j)} = [X_I^{(j-L+1)}, \dots, X_I^{(j)}]$, and the summation in (24) is over all possible values of $\mathbf{X}_T^{(j)}$ and $\mathbf{X}_I^{(j)}$. $P_{Y|\mathbf{X}_T^{(j)}, \mathbf{X}_I^{(j)}}(y | \mathbf{X}_T^{(j)}, \mathbf{X}_I^{(j)})$ is given by (25) at the bottom of this page, where $*$ denotes convolution. Substituting (25) into (24), we can obtain the ML detection from (13) and the BER from (14), (17), (18), and (24), respectively.

The obtained BER expression is complicated for the ISI system and trying to optimize the BER in terms of T_r is computational expensive. Therefore, optimizing T_r assuming negligible ISI is more practical and can be considered as a suboptimal solution in the system with ISI. The performance of the systems without and with ISI using the optimal T_r obtained in the absence of ISI will be shown in Section VI.

In the above derivation of the closed-form expression of the BER for the non-ISI system, the probability $P_{Y|X_T, X_I}(y | x_T, x_I)$ in (21) can be derived using the Binomial, Poisson, or Gaussian distribution. As explained in the introduction, the Binomial distribution describes the number of received molecules most accurately. The Poisson and Gaussian approximations are used in the literature due to their ease of analysis. In the next sections, we detail our proposed algorithms to obtain the optimal T_r according to (9) and the corresponding BER for the three distributions.

IV. OPTIMAL RECEIVING INTERVAL IN A SYSTEM AFFECTED BY INTERFERENCE AT A KNOWN LOCATION

In this section, we propose algorithms to obtain the optimal detection interval, T_r^* , that minimizes the BER of the considered system model when the location of the interference

$$P_b = \frac{1}{4} \times \left\{ \sum_{y \in \mathbb{Z}_0} \sum_{i=0}^y \binom{N_1}{i} p_d^i (1-p_d)^{N_1-i} p_{d_i}^{y-i} \left(\binom{N_0}{y-i} (1-p_{d_i})^{N_0-(y-i)} + \binom{N_1}{y-i} (1-p_{d_i})^{N_1-(y-i)} \right) + \sum_{y \in \mathbb{Z}_1} \sum_{i=0}^y \binom{N_0}{i} p_d^i (1-p_d)^{N_0-i} p_{d_i}^{y-i} \left(\binom{N_0}{y-i} (1-p_{d_i})^{N_0-(y-i)} + \binom{N_1}{y-i} (1-p_{d_i})^{N_1-(y-i)} \right) \right\} \quad (22)$$

$$P_{Y|\mathbf{X}_T^{(j)}, \mathbf{X}_I^{(j)}}(y | \mathbf{X}_T^{(j)}, \mathbf{X}_I^{(j)}) = P_{Y_T^{(j)}|X_T^{(j)}}(y_T^{(j)} | x_T^{(j)}) * \dots * P_{Y_T^{(j-L+1)}|X_T^{(j-L+1)}}(y_T^{(j-L+1)} | x_T^{(j-L+1)}) * P_{Y_I^{(j)}|X_I^{(j)}}(y_I^{(j)} | x_I^{(j)}) * \dots * P_{Y_I^{(j-L+1)}|X_I^{(j-L+1)}}(y_I^{(j-L+1)} | x_I^{(j-L+1)}) \quad (25)$$

source, I_x , is known to the receiver, R_x . We consider three cases, i.e., when the Binomial, Poisson, and Gaussian distributions are used for the analysis, respectively.

A. Optimizing T_r Using the Binomial Distribution

In order to develop an algorithm to optimize T_r in terms of P_b , we need to observe the property of P_b as a function of T_r . From (22), we can see that P_b is not a smooth function of T_r in general, since \mathbb{Z}_0 and \mathbb{Z}_1 change discretely as T_r changes. However, the following lemma will be useful for the algorithm development.

Lemma 1: There are intervals $T_r^{(l)} \leq T_r \leq T_r^{(l+1)}$, for $l = 1, 2, \dots$, in which P_b is smooth with respect to T_r .

Proof: Please refer to Appendix A. \square

Given Lemma 1, we can find the optimal T_r in each of these intervals, $T_r^{(l)} \leq T_r \leq T_r^{(l+1)}$, and obtain the corresponding minimal P_b for that interval and then compare the values of P_b from different intervals to find the global minimum. Algorithm 1 outlines our proposed iterative algorithm for finding the optimal detection interval. In particular, we first specify the sets \mathbb{Z}_0 and \mathbb{Z}_1 for $T_r^{(l)}$ (line 4-10) and find $T_r^{(l+1)}$ such that \mathbb{Z}_0 and \mathbb{Z}_1 are fixed for $T_r^{(l)} \leq T_r \leq T_r^{(l+1)}$ by binary search (line 11) [39]. We then use gradient projection method (line 13-22) combined with steepest line search satisfying Armijo rule (line 23-27) [40, Section 6.1] to find the optimal T_r in the interval $T_r^{(l)} \leq T_r \leq T_r^{(l+1)}$. Finally, we find the global optimal T_r by comparing optimal values of T_r in all intervals $T_r^{(l)} \leq T_r \leq T_r^{(l+1)}$ (line 31).

Note that Algorithm 1 requires the gradient of the cost function, i.e., BER, and thus can only be used when the gradient of the BER is available. In other words, Algorithm 1 cannot be used to optimize the detection interval of the systems with ISI due to the complicated BER expressions.

B. Approximation of the Optimal T_r Using the Poisson Distribution

When the number of released molecules is very large, i.e., $X_T \gg 1$ and $X_I \gg 1$ hold, the Binomial distributions of Y_T and Y_I conditioned on X_T and X_I , respectively, can be approximated by Poisson distributions as $Y_T \sim \text{Pois}(X_T p_d)$ and $Y_I \sim \text{Pois}(X_I p_{d_1})$ [18].

Now, due to the fact that the sum of two Poisson random variables also follows a Poisson distribution, we have $Y \sim \text{Pois}(X_T p_d + X_I p_{d_1})$. Therefore,

$$P_{Y|X_T, X_I}(y|x_T, x_I) = \frac{(x_T p_d + x_I p_{d_1})^y e^{-(x_T p_d + x_I p_{d_1})}}{y!}. \quad (26)$$

Algorithm 1 Gradient projection method with steepest line search for optimal detection interval using Binomial and Poisson distributions

```

1:  $k \leftarrow 0, t_{\text{opt}}(0) \leftarrow 0, T_b, t_0, \epsilon \rightarrow 0, \alpha \in (0, 1), \beta \in (0, 1), c \in (0, 1)$ 
2: while  $t_{\text{opt}}(k) \leq T_b$  do
3:    $t_{\min} \leftarrow t_0$ 
4:   for  $y \in \{0, \dots, 2N_1\}$  do
5:     if  $P_{Y_r|X}(y|x = N_0) > P_{Y_r|X}(y|x = N_1)$  then
6:        $y \in \mathbb{Z}_0$ 
7:     else
8:        $y \in \mathbb{Z}_1$ 
9:     end if
10:  end for
11:   $t_{\max} : t \leq t_{\max} | \mathbb{Z}_0 \& \mathbb{Z}_1$  unchanged,  $t_{\max}$  found by binary search
12:  while  $\|t - t_1\| \geq \epsilon$  do
13:     $t \leftarrow t_1$ 
14:    if  $t - \alpha \nabla P_b(t) > t_{\max}$  then
15:       $d \leftarrow t_{\max} - t$ 
16:    else
17:      if  $t - \alpha \nabla P_b(t) < t_{\min}$  then
18:         $d \leftarrow t_{\min} - t$ 
19:      else
20:         $d \leftarrow -\alpha \nabla P_b(t)$ 
21:      end if
22:    end if
23:     $m \leftarrow 0$ 
24:    while  $P_b(t) - P_b(t + \beta^m d) < -c\beta^m \nabla P_b(t)d$  do
25:       $m \leftarrow m + 1$ 
26:    end while
27:     $t_1 \leftarrow t + \beta^m d$ 
28:  end while
29:   $t_{\text{opt}}(k) \leftarrow t_1, k \leftarrow k + 1, t_0 \leftarrow t_{\max}$ 
30: end while
31:  $t^* \leftarrow \min(t_{\text{opt}})$ 

```

Inserting (26) and (2) into (12), then inserting (12) into (17), (18), and then inserting them and (1) into (14), we obtain a closed-form expression for the BER in (27) given at the bottom of this page, where p_d and p_{d_1} are given respectively by (5) and (6) for a 1D system, or (7) and (8) for a 3D system.

Since the Poisson distribution is discrete, we can use Algorithm 1 to find the optimal T_r .

$$P_{b, \text{Poisson}} = \frac{1}{4} \left\{ \sum_{y \in \mathbb{Z}_0} \left(\frac{(N_1 p_d + N_0 p_{d_1})^y e^{-(N_1 p_d + N_0 p_{d_1})}}{y!} + \frac{(N_1 p_d + N_1 p_{d_1})^y e^{-(N_1 p_d + N_1 p_{d_1})}}{y!} \right) + \sum_{y \in \mathbb{Z}_1} \left(\frac{(N_0 p_d + N_0 p_{d_1})^y e^{-(N_0 p_d + N_0 p_{d_1})}}{y!} + \frac{(N_0 p_d + N_1 p_{d_1})^y e^{-(N_0 p_d + N_1 p_{d_1})}}{y!} \right) \right\}, \quad (27)$$

C. Approximation of the Optimal T_r Using the Gaussian Distribution

Since $X_T \gg 1$ and $X_I \gg 1$ hold, the Binomial distributions of Y_T and Y_I conditioned on X_T and X_I , respectively, can also be approximated by Gaussian distributions as $Y_T \sim \mathcal{N}(X_T p_d, X_T p_d(1 - p_d))$ and $Y_I \sim \mathcal{N}(X_I p_{d_i}, X_I p_{d_i}(1 - p_{d_i}))$ [18]. In this case, since the sum of two Gaussian random variables is also a Gaussian random variable, we have $Y \sim \mathcal{N}(X_T p_d + X_I p_{d_i}, X_T p_d(1 - p_d) + X_I p_{d_i}(1 - p_{d_i}))$ and

$$P_{Y|X_T, X_I}(y|x_T, x_I) \quad (28)$$

$$= \frac{1}{\sqrt{2\pi (x_T p_d(1 - p_d) + x_I p_{d_i}(1 - p_{d_i}))}} \times \exp\left(-\frac{(y - (x_T p_d + x_I p_{d_i}))^2}{2(x_T p_d(1 - p_d) + x_I p_{d_i}(1 - p_{d_i}))}\right).$$

Then, $P_{Y|X_T}(y|x_T)$ is found by inserting (28) and (2) into (12). Note that, $P_{Y|X_T, X_I}(y|x_T, x_I)$ and $P_{Y|X_T}(y|x_T)$ are now continuous functions with respect to Y since Y follows the Gaussian distribution. Therefore, \mathbb{Z}_0 and \mathbb{Z}_1 , and the BER now have to be derived differently than when Y is discrete.

Since the set \mathbb{Z}_k , for $k \in \{0, 1\}$ is now a continuous set, we can present \mathbb{Z}_0 and \mathbb{Z}_1 as a combination of the ranges $[\gamma_i, \gamma_{i+1}]$, where i is even for $k = 0$ and i is odd for $k = 1$, and γ_i and γ_{i+1} are lower and upper bounds of the range i . Then, from (10), we have $P_{Y|X_T}(y|x_T = N_0) > P_{Y|X_T}(y|x_T = N_1)$ when y belongs to $[\gamma_i, \gamma_{i+1}]$ and i is even. Similarly, $P_{Y|X_T}(y|x_T = N_1) \geq P_{Y|X_T}(y|x_T = N_0)$ holds when y belongs to $[\gamma_i, \gamma_{i+1}]$ and i is odd. Therefore, γ_i , for $i = 0, 1, 2, \dots$ are found by numerically solving the following equation

$$P_{Y|X_T}(y|x_T = N_1) = P_{Y|X_T}(y|x_T = N_0). \quad (29)$$

The closed-form expression of the BER for this case is given in (30) at the bottom of this page, where p_d and p_{d_i} are given respectively by (5) and (6) for a 1D system, or (7) and (8) for a 3D system (see Appendix B for the detailed derivation). Since the bounds γ_i , for $i = 0, 1, 2, \dots$, of set \mathbb{Z}_0 and set \mathbb{Z}_1 are found by numerically solving (29), i.e., there is no closed-form expression of γ_i , deriving the derivative of the BER function does not lead to an insightful expression that can be used in Algorithm 1. Therefore, we use implicit filtering [41] to find the optimal detection interval, T_r^* , that minimizes the BER

given in (30) as outlined in Algorithm 2. In particular, we use implicit filtering [41, Algorithm 9.6] combined with projection (line 10 and 13) to ensure the new value of T_r is within the range $[0, T_b]$.

Remark 2: In general, the Poisson approximation is more accurate than the Gaussian approximation when p_d and p_{d_i} are close to one or zero [21], [42]. In other cases, i.e., when p_d and p_{d_i} are not close to one or zero, the Gaussian approximation is more accurate than the Poisson approximation. In practice, to keep the reliability of the system high, we must not design the system with p_d close to zero, i.e., receiving very few information molecules, or p_{d_i} close to one, i.e., receiving too many interference molecules. Therefore, the Gaussian approximation may be more accurate in these designs despite the fact that Poisson approximation can capture the discreteness and non-negativity of the counting variable.

Remark 3: The optimal T_r given by Algorithm 1 is a global optimum. Since the Binomial distribution is approximated by the Poisson and the Gaussian distributions, the three distributions result in similar behaviors of the BER (shown in the numerical section). Therefore, we give proof for the global optimum of T_r only for the case of the Poisson distribution (See Appendix C).

Remark 4: In order to optimize the detection interval, we proposed suitable algorithms according to the properties of the optimization problems. In particular, Algorithm 1 and 2 handle the lack of the function smoothness and of the function derivative, respectively. The optimization process using these algorithms can be done offline and the result can then be used to set the optimal duration of the detection interval at the receiver. Hence, there is no complex calculation required in the MC systems yet system performance is improved by the proposed optimal design.

V. OPTIMAL RECEIVING INTERVAL IN A SYSTEM AFFECTED BY INTERFERENCE AT AN UNKNOWN LOCATION

In this section, we generalize the investigation of the 1D system and consider that the exact location of the interference source I_x is unknown to the receiver R_x . Instead, the receiver has only statistical knowledge of the location.

We assume that the interference source is randomly located between distances a and b from the receiver according to the

$$P_{b, \text{Gaussian}} = \frac{1}{8} \times$$

$$\left(\sum_{i=0,2,\dots} \left(\text{erf}\left(\frac{\gamma_{i+1} - (N_1 p_d + N_0 p_{d_i})}{N_1 p_d(1 - p_d) + N_0 p_{d_i}(1 - p_{d_i})}\right) - \text{erf}\left(\frac{\gamma_i - (N_1 p_d + N_0 p_{d_i})}{N_1 p_d(1 - p_d) + N_0 p_{d_i}(1 - p_{d_i})}\right) \right) \right.$$

$$+ \text{erf}\left(\frac{\gamma_{i+1} - (N_1 p_d + N_1 p_{d_i})}{N_1 p_d(1 - p_d) + N_1 p_{d_i}(1 - p_{d_i})}\right) - \text{erf}\left(\frac{\gamma_i - (N_1 p_d + N_1 p_{d_i})}{N_1 p_d(1 - p_d) + N_1 p_{d_i}(1 - p_{d_i})}\right) \Bigg)$$

$$+ \sum_{i=1,3,\dots} \left(\text{erf}\left(\frac{\gamma_{i+1} - (N_0 p_d + N_0 p_{d_i})}{N_0 p_d(1 - p_d) + N_0 p_{d_i}(1 - p_{d_i})}\right) - \text{erf}\left(\frac{\gamma_i - (N_0 p_d + N_0 p_{d_i})}{N_0 p_d(1 - p_d) + N_0 p_{d_i}(1 - p_{d_i})}\right) \right.$$

$$\left. + \text{erf}\left(\frac{\gamma_{i+1} - (N_0 p_d + N_1 p_{d_i})}{N_0 p_d(1 - p_d) + N_1 p_{d_i}(1 - p_{d_i})}\right) - \text{erf}\left(\frac{\gamma_i - (N_0 p_d + N_1 p_{d_i})}{N_0 p_d(1 - p_d) + N_1 p_{d_i}(1 - p_{d_i})}\right) \right) \Bigg), \quad (30)$$

Algorithm 2 Implicit filtering algorithm for optimal detection interval using the Gaussian distribution

```

1:  $T_b, a_{\max}, \epsilon \rightarrow 0, \tau \rightarrow 0 \alpha \in (0, 1), \beta \in (0, 1), c \in (0, 1)$ 
2: while  $\epsilon \geq \tau$  do
3:    $increment \leftarrow 0$ 
4:   while  $increment = 0$  do
5:      $g \leftarrow (P_b(t + \epsilon) - P_b(t - \epsilon)) / (2\epsilon)$ 
6:     if  $\|g\| \leq \epsilon$  then
7:        $increment \leftarrow 1$ 
8:     else
9:        $m \leftarrow 1$ 
10:       $d \leftarrow \mathbf{P}_{[0, T_b]}(t - \rho^m g)$  (Projection of  $t - \rho^m g$ 
on the value range of  $T_r, [0, T_b]$ )
11:      while  $P_b(d) > P_b(t) - \alpha \beta^m g^2$  and  $m < a_{\max}$ 
do
12:         $m \leftarrow m + 1$ 
13:         $d \leftarrow \mathbf{P}_{[0, T_b]}(t - \beta^m g)$  (Projection of  $t -$ 
 $\beta^m g$  on the value range of  $T_r, [0, T_b]$ )
14:      end while
15:      if  $m = a_{\max}$  then
16:         $increment \leftarrow 1$ 
17:      else
18:         $t = d$ 
19:      end if
20:    end if
21:  end while
22:   $\epsilon \leftarrow \epsilon c$ 
23: end while

```

uniform distribution. Thereby, the distance d_I from the receiver to the interference source, I_x , is now a random variable following the uniform distribution, i.e., $d_I \sim \mathcal{U}(a, b)$. Since the receiver does not know d_I , the detection process is optimal when the receiver uses maximum likelihood of the expectation of the PMF of the number of received molecules, as follows

$$\begin{aligned} \hat{X} &= \arg \max_{X_T \in \{N_0, N_1\}} \mathbb{E}_{d_I} [P_{Y|X_T}(y|x_T)] \\ &= \arg \max_{X_T \in \{N_0, N_1\}} \int_a^b \frac{1}{b-a} P_{Y|X_T}(y|x_T) dd_I, \end{aligned} \quad (31)$$

where $P_{Y|X_T}(y|x_T)$ is given as in Section IV for each corresponding distribution and $\mathbb{E}[\cdot]$ denotes the expectation.

For the detection rule in this case, we redefine \mathbb{Z}_0 and \mathbb{Z}_1 as the sets of numbers of received molecules for which $\mathbb{E}_{d_I} [P_{Y|X_T}(y|x_T = N_0)]$ is larger than $\mathbb{E}_{d_I} [P_{Y|X_T}(y|x_T = N_1)]$ and vice versa, respectively, when $0 \leq y \leq 2N_1$. For both the Binomial and Poisson distributions, \mathbb{Z}_0 and \mathbb{Z}_1 can be found by comparing $\mathbb{E}_{d_I} [P_{Y|X_T}(y|x_T = N_0)]$ and $\mathbb{E}_{d_I} [P_{Y|X_T}(y|x_T = N_1)]$. On the other hand, for Gaussian distribution, \mathbb{Z}_0 and \mathbb{Z}_1 can be found by numerically solving the following equation

$$\int_a^b P_{Y|X_T}(y|x_T = N_0) dd_I = \int_a^b P_{Y|X_T}(y|x_T = N_1) dd_I. \quad (32)$$

TABLE I
PARAMETERS OF THE SYSTEMS USED FOR NUMERICAL RESULTS

Parameter	Value	Parameter	Value
D [m ² /s]	10^{-9}	r [m]	1×10^{-6}
d [m]	1.5×10^{-5}	d_I [m]	6×10^{-5}
T_b [s](1D)	7.12	T_b [s](3D)	6.21
$N_0 = M_0(1D)$	20	$N_1 = M_1(1D)$	40
$N_0 = M_0(3D)$	1000	$N_1 = M_1(3D)$	2000

Furthermore, from (31), we have

$$\begin{aligned} P_{\hat{X}_T|X_T}(\hat{x}_T = N_0|x_T = N_1) \\ = \sum_{y \in \mathbb{Z}_0} \int_a^b \frac{1}{b-a} P_{Y|X_T}(y|x_T = N_1) dd_I \end{aligned} \quad (33)$$

and

$$\begin{aligned} P_{\hat{X}_T|X_T}(\hat{x}_T = N_1|x_T = N_0) \\ = \sum_{y \in \mathbb{Z}_1} \int_a^b \frac{1}{b-a} P_{Y|X_T}(y|x_T = N_0) dd_I. \end{aligned} \quad (34)$$

Therefore, using similar derivation as in Section IV with $P_{\hat{X}_T|X_T}$ given by (33) and (34), we can obtain the BER P'_b of the system affected by interference at an unknown location as follows

$$P'_b = \int_a^b \frac{1}{b-a} P_b dd_I. \quad (35)$$

Note that (35) holds for the corresponding BER for Binomial, Poisson, and Gaussian distributions.

We can use the algorithms developed in Section IV to find the optimal detection interval when Binomial, Poisson, and Gaussian distributions are used, respectively.

Note that the results in this section can be extended to the 3D case. In that case, the derivation in (31)-(35) needs to evaluate the integration over the 3D space that the interference is located in, instead of the 1D integral.

VI. NUMERICAL RESULTS

In this section, we illustrate the dependence of the BER on the detection interval T_r and show the impacts of optimizing T_r on the BER. Unless otherwise stated, we use the default values of the parameters given in Table I. In an unbounded 3D environment, larger amounts of molecules are needed since the molecules diffuse in all dimensions and only a small portion of them can reach the receiver. For the system parameters in Table I, to ensure that the ISI caused by the T_x is small, T_b is chosen such that the ratio between p_d with $T_r = T_b$ to p_d with $T_r \rightarrow \infty$ is equal to 90%. Eliminating interference caused by the I_x will be taken into account in the design of the optimal detection interval. For smaller d , the ISI caused by the T_x will be higher compared to the default value of d in Table I. We will highlight in our results that the design of the optimal detection interval to eliminate interference from I_x is still valid for the performance improvement of the system with ISI. Unless otherwise stated, the value of T_b is fixed in order to investigate the impact of T_r . The

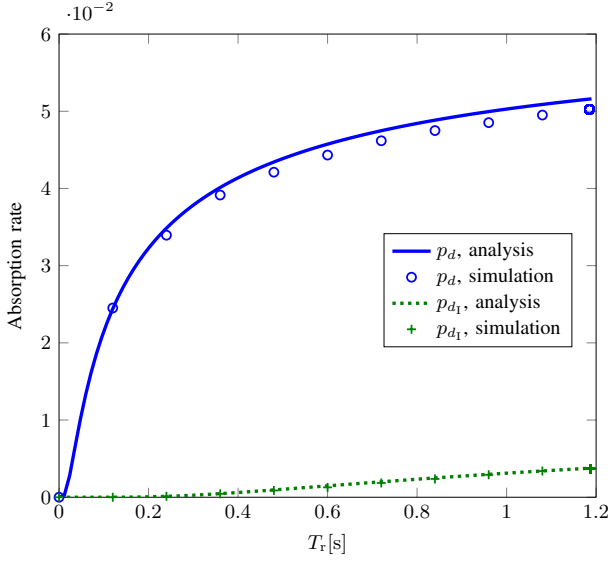


Fig. 2. Absorption rates, p_d and p_{d_I} , as a function of T_r when there are two pairs of transceivers in a 3D MC system.

detection interval is optimized with the assumption of no ISI. However, the performance of systems with ISI is also shown numerically. For Fig. 2, we adopt the particle-based simulation of Brownian motion, where the molecules take a random step in space for every discrete time step of length $\Delta t = 10^{-5}$ s. The length of each step in each spatial dimension is modeled as a Gaussian random variable with zero mean and standard deviation $\sqrt{2D\Delta t}$. In the other simulation, we adopt Monte-Carlo simulation by averaging the BER over 10^5 transmissions. In particular, we generate released molecules according to the modulation rule, counting the number of molecules absorbed during the detection interval. Then, the decoded bit is decided by comparing whether the number of received molecules Y belongs to the set \mathbb{Z}_0 or \mathbb{Z}_1 , as in (13).

In Fig. 2, we consider a 3D MC system with two pairs of transceivers to present the case when the impact of an absorbing receiver on the other is not significant and thus verify our assumption. In Fig. 2, we plot p_d and p_{d_I} as functions of the detection interval T_r with analytical expressions given in (7) and (8), respectively. We observe that p_d given by (7) matches the simulation points. We also observe an exact match for p_{d_I} .

Fig. 3 shows the BER of a 3D system as a function of the ratio of the detection interval, T_r , to the transmission symbol interval, T_b , when the number of received molecules is described by the Binomial distribution and when it is approximated by Poisson and Gaussian distributions. As can be seen from Fig. 3, the BER in the system affected by external interference does not decrease monotonically when T_r increases. Thereby the optimal detection interval, T_r^* , that minimizes the BER is usually not equal to the transmission symbol interval, T_b . In fact, when T_r increases and T_b is constant, the BER decreases to a minimum value and then increases. The minimum value of the BER matches with the BER of the optimal T_r found by Algorithm 1, i.e., the black dot in Fig. 3. The dependence of the BER on T_r can be explained as follows. When $T_r = 0$, $P_b = 0.5$ since there are no

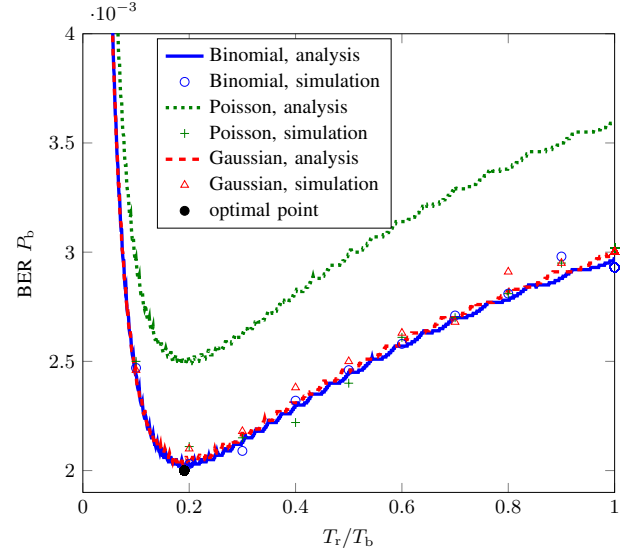


Fig. 3. BER as a function of T_r/T_b in a 3D system affected by interference when the number of received molecules is described by a Binomial distribution and approximated by Poisson and Gaussian distributions.

received molecules at the Rx. As T_r increases, more molecules from Tx are received at the Rx and thus the BER decreases from the maximum of 0.5 when $T_r/T_b = 0$ and reaches a minimum value of 2×10^{-3} when $T_r/T_b = 0.2$. When T_r increases even more, more transmitted molecules from Tx and Ix are received and the impact of molecules from Ix becomes more significant. Therefore, the BER increases. Moreover, we observe a mismatch between the analysis results with Poisson distribution and other results since Poisson is only an accurate approximation when p_d and p_{d_I} are close to 0 or 1 [42]. The simulation results are in agreement since we generate the number of received molecules following the true Binomial distribution and only use the approximated distribution for detection designs. However, the analytical results for the Poisson distribution display similar characteristics with other results as a function of T_r/T_b , i.e., has the same minimum point.

In Fig. 4, the ratio of the optimal detection interval, T_r^* , to a fixed transmission symbol interval, T_b , is shown as a function of the ratio of d_I to a fixed d for a 1D system without ISI using the Binomial distribution and the Poisson and Gaussian approximations. It is observed from Fig. 4 that the optimal detection interval can be very short compared to the transmission symbol interval. When Rx is much closer to Ix than to Tx, i.e., $d_I < d$, a large T_r allows more molecules from Ix to be counted for the detection so T_r^* should be much smaller than T_b . Even when Rx is closer to Tx than to Ix, i.e., $d < d_I$, but Ix is still close to Rx, i.e., d_I is small, T_r^* should be much smaller than T_b to avoid molecules from Ix. When Ix is farther from Rx, i.e., d_I increases, T_r^* becomes larger. When Ix is very far from Rx as if it does not exist, we should have $T_r = T_b$ so that more molecules, which are only from Tx, are counted for a more accurate detection. Moreover, when $d_I \approx d$, $T_r = T_b$ is a good choice because molecules from Tx and Ix arrive at the receiver with equal probabilities

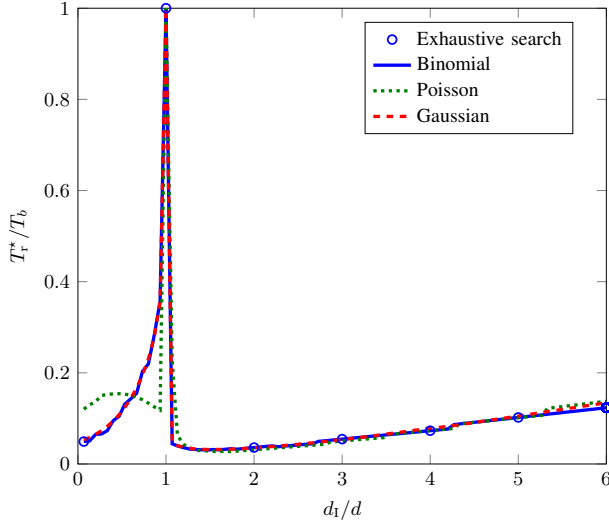


Fig. 4. The ratio of the optimal detection interval, T_r^* , to the transmission symbol interval, T_b , as a function of the ratio of d_I to d in a 1D system when using the Binomial distribution, and Poisson and Gaussian approximations.

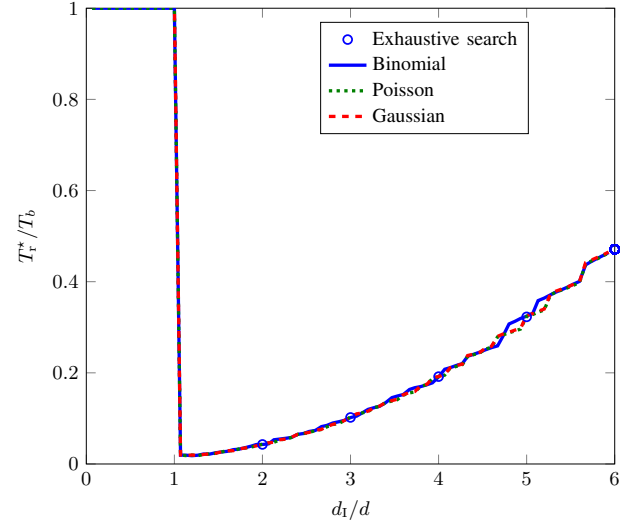


Fig. 6. The ratio of the optimal detection interval, T_r^* , to the transmission symbol interval, T_b , as a function of the ratio of d_I to d in a 3D system when using Binomial distribution, and Poisson and Gaussian approximations.

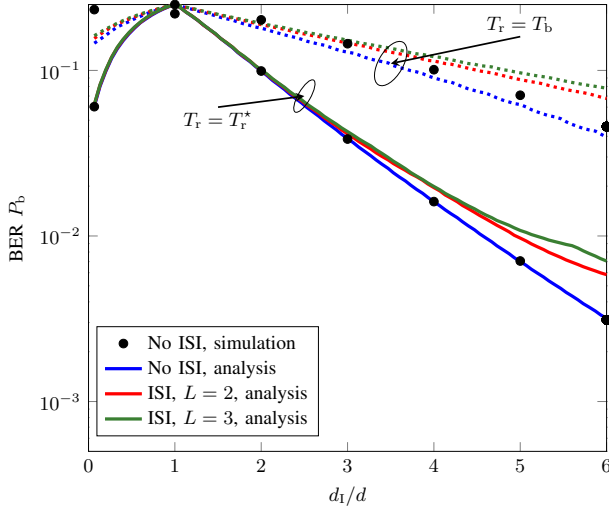


Fig. 5. The BER of a 1D system as a function of the ratio of d_I to d when T_r is optimized and when $T_r = T_b$. The systems with ISI use the optimal T_r designed for the non-ISI system.

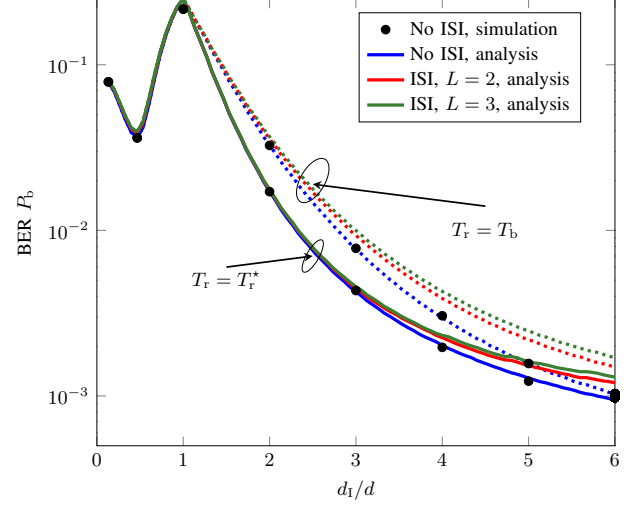


Fig. 7. The BER of a 3D system as a function of the ratio of d_I to d when T_r is optimized and when $T_r = T_b$, for ISI and no ISI

and cannot be distinguished. Hence, taking all molecules into account can be helpful for the detection. Furthermore, we observe that the proposed algorithms accurately evaluates the global optimum since the optimal detection intervals, T_r^* , found by exhaustive search (shown by circle markers) match T_r^* obtained by the algorithms. Only when $d_I < d$, the results for Poisson distribution are different from other results since p_{d_I} is large and the Poisson approximation is not accurate as explained in the discussion of Fig. 3.

In Fig. 5, we compare the BERs of 1D systems affected by external interference when T_r is optimal, i.e., $T_r = T_r^*$, and when $T_r = T_b$. In particular, T_r^* is designed for the system without ISI and the BERs of the systems without ISI are presented. Moreover, the BERs of the systems with ISI, $L = 2$ or $L = 3$, using T_r^* and $T_r = T_b$ are also presented.

From Fig. 5, we observe that when $T_r = T_b$, the BER, P_b , is much higher than the BER for $T_r = T_r^*$. The decrease in the BER for optimal T_r is more significant when the interference source is far away from the transmitter. $P_b = 0.25$ when $d_I = d$ since information and interference molecules cannot be distinguished. The simulation result confirms the analysis. Moreover, Fig. 5 shows that the BERs of the systems with ISI are higher than that of the system without ISI, as expected. However, when the systems with ISI use T_r^* designed for the non-ISI system, their BERs are also reduced compared to the BER when using $T_r = T_b$. The reduction of BER due to the T_r^* in the system with ISI is as significant as that in the system without ISI, for example, 10 time reduction when $d_I/d = 6$.

Fig. 6 shows the ratio of the optimal detection interval, T_r^* , to a fixed transmission symbol interval, T_b , as a function of the ratio of d_I to a fixed d for the 3D system without

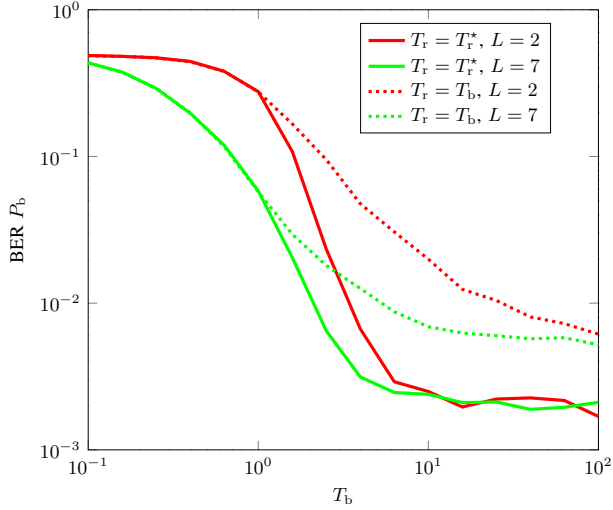


Fig. 8. The BER of 3D systems with ISI using the detection that assumes $L = 2$ or $L = 7$ for $T_r = T_r^*$ and $T_r = T_b$.

ISI using Binomial distribution and the Poisson and Gaussian approximations. We observe from Fig. 6 that T_r^* can be much smaller than T_b when Tx is closer to Rx than Ix, i.e., $d < d_I$. The reason is similar to the 1D system, i.e., T_r^* should be smaller than T_b so that fewer molecules from Ix are counted for the detection. However, when $d_I \leq d$, T_r^* should be equal to T_b , which is different from the 1D system. The reason is that in a 3D system, p_d and p_{d_I} are very small compared to the 1D system with the same parameters, which means even when T_r increases to infinity, all of the molecules cannot be received. Therefore, when $d_I \leq d$, $T_r = T_b$ holds such that more molecules from the Tx can arrive for the detection, with the compromise of receiving more molecules from Ix. Moreover, the exhaustive search provides the same optimal T_r as T_r^* given by the proposed algorithms. Poisson and Gaussian approximations give similar results to Binomial distribution since p_d and p_{d_I} are small in 3D systems.

Fig. 7 shows the BER as a function of d_I/d when $T_r = T_r^*$ and $T_r = T_b$ for 3D systems without ISI and with ISI, i.e., $L = 2$ or $L = 3$. Note that T_r^* is optimized for the system without ISI. In Fig. 7, we observe the improvement in the performance of systems with and without ISI in terms of BER by optimizing T_r compared to when $T_r = T_b$. The improvement is significant when Ix is not too close or too far from Tx, e.g., $d_I/d = 3$. If Ix is far from Tx, molecules from Ix may not reach Rx and thus T_r^* approaches T_b , as shown in Fig. 6, and the improvement is not significant. If Ix is close to Tx, more molecules from Ix are received and thus optimizing T_r is not helpful. Obviously, when $d_I \leq d$, $T_r^* = T_b$ and thus there is no improvement in the BER.

Fig. 8 shows the BER of 3D systems with ISI using the detection that assumes $L = 2$ or $L = 7$ as a function of T_b for $T_r = T_r^*$ and $T_r = T_b$. T_r^* is obtained by assuming no ISI in the system. The results are obtained by simulation. We consider 1000 sequences whose length is 100 symbols and ISI happens in the whole sequence. For a practical detection, the ML detections assume only ISI from one and six previous

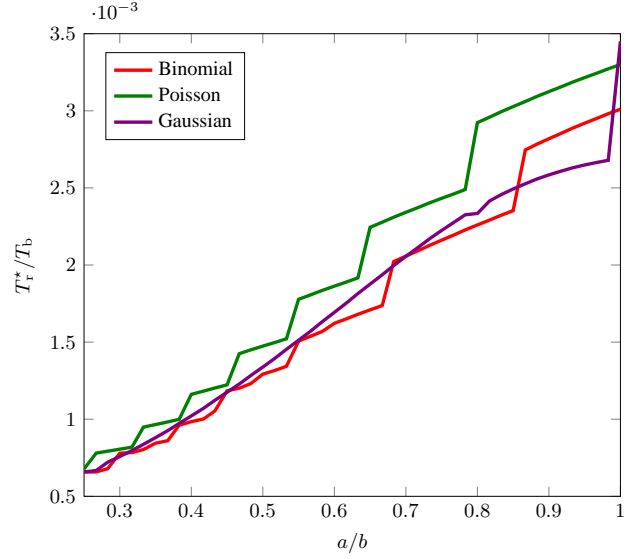


Fig. 9. The ratio of the optimal detection interval, T_r^* , to the transmission symbol interval, T_b , as a function of a/b in a 1D system with unknown-location interference.

symbols, i.e., $L = 2$ and $L = 7$, respectively. In Fig. 8, we observe that when T_b is small, ISI dominates the inference from Ix and BER is high. Hence, in this case, optimizing T_r cannot improve the system performance. However, the BER of systems with ISI reduces significantly for $T_r = T_r^*$ compared to $T_r = T_b$ when T_b is large, even though T_r^* is optimized for the system without ISI. This is because ISI impact decreases when T_b increases. This confirms the benefit of the proposed optimal detection interval even in systems with ISI.

Fig. 9 presents the ratio of the optimal detection interval, T_r^* , to the transmission symbol interval, T_b , as a function of a/b , when the interference source is distributed uniformly between distances a and b from the receiver. Since the uncertain position of Ix reduces the system performance, we consider that Ix is far from the receiver compared to the transmitter so that the BER is not too high. We choose a to vary from 3×10^{-5} m to 12×10^{-5} m and $b = 12 \times 10^{-5}$ m. As observed in Fig. 9, when a and b become close and the area where the interference source is located becomes further from the receiver, the ratio of T_r^* to T_b increases. The BER of the system affected by interference at an unknown location with optimal T_r is an improvement on the system with $T_r = T_b$, as shown in Fig. 10. As can be seen, the BER of the system with optimal T_r is much lower than the BER of the system with $T_r = T_b$.

VII. CONCLUSION

In this paper, we investigated the optimal detection interval at a receiver in a molecular communication system impaired by external interference. In the 1D and 3D systems affected by external interference, our results showed that the optimal detection interval can be very small compared to the transmission interval. The BER is significantly reduced by optimizing the detection interval compared to when the detection interval is equal to the transmission interval. This also holds true

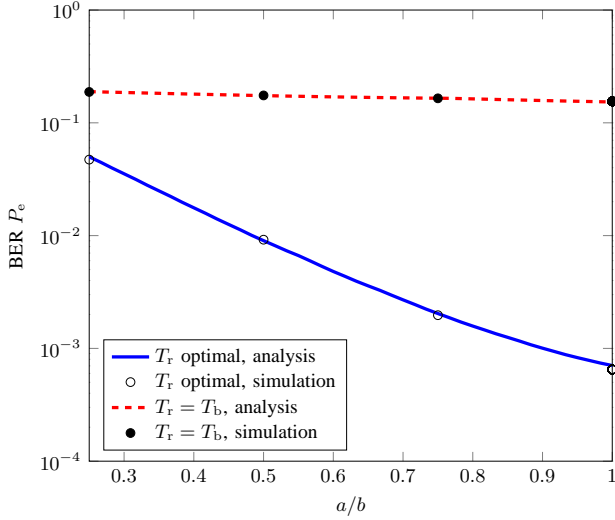


Fig. 10. The BER as a function of a/b when T_r is optimized and when $T_r = T_b$ in a 1D system with unknown-location interference.

for the system with ISI using the optimal detection interval of the system without ISI. Moreover, we have extended the 1D system model to the case where the exact location of the interference source is unknown to the receiver. The idea of optimizing the detection interval is simple but effective and thus practical for MC systems. Our results can also be extended to MC multi-access networks to improve the network performance and to mobile system where the transceivers and the interference are mobile, which can be considered for future work.

APPENDIX A: PROOF OF LEMMA 1

When T_r changes within the interval $T_r^{(l)} \leq T_r \leq T_r^{(l+1)}$, the values of $P_{Y|X_T}(y|x_T = N_0)$ and $P_{Y|X_T}(y|x_T = N_1)$ also change. However, the relation between $P_{Y|X_T}(y|x_T = N_0)$ and $P_{Y|X_T}(y|x_T = N_1)$, in terms of whether $P_{Y|X_T}(y|x_T = N_0) > P_{Y|X_T}(y|x_T = N_1)$ or $P_{Y|X_T}(y|x_T = N_0) \leq P_{Y|X_T}(y|x_T = N_1)$, is preserved within the interval $T_r^{(l)} \leq T_r \leq T_r^{(l+1)}$. Now, since \mathbb{Z}_0 and \mathbb{Z}_1 are the sets of discrete Y obtained by comparing $P_{Y|X_T}(y|x_T = N_0)$ and $P_{Y|X_T}(y|x_T = N_1)$, the elements of \mathbb{Z}_0 and \mathbb{Z}_1 also do not change when T_r changes within the interval $T_r^{(l)} \leq T_r \leq T_r^{(l+1)}$. On the other hand, from (5), (6), (7), and (8), we can see that p_d and p_{d_1} are smooth functions of T_r . Hence, for $T_r^{(l)} \leq T_r \leq T_r^{(l+1)}$, $l = 1, 2, \dots$, and Y belonging to \mathbb{Z}_0 or \mathbb{Z}_1 , P_b in (22) is a sum of smooth functions and therefore also a smooth function of T_r within this interval. This can be proved strictly by taking the derivative of P_b with respect to T_r when Y belongs to the fixed sets, \mathbb{Z}_0 and \mathbb{Z}_1 , and when $T_r^{(l)} \leq T_r \leq T_r^{(l+1)}$ holds. Note that, P_b is not smooth at the bounds of these intervals, i.e., $T_r^{(l)} \leq T_r \leq T_r^{(l+1)}$.

APPENDIX B: DERIVATION OF $P_{b,\text{GAUSSIAN}}$ IN (30)

To derive the BER from (14), we need to find $P_{\hat{X}_T|X_T}(\hat{x}_T|x_T)$. Since \mathbb{Z}_0 and \mathbb{Z}_1 are now continuous, we

rewrite (17) and (18) as follows

$$P_{\hat{X}_T|X_T}(\hat{x}_T = N_0|x_T = N_1) \quad (36)$$

$$\begin{aligned} &= \int_{y \in \mathbb{Z}_0} P_{Y|X_T}(y|x_T = N_1) dy \\ &\stackrel{(a)}{=} \frac{1}{2} \int_{y \in \mathbb{Z}_0} P_{Y|X_T, X_I}(y|x_T = N_1, x_I = N_0) dy \\ &\quad + \frac{1}{2} \int_{y \in \mathbb{Z}_0} P_{Y|X_T, X_I}(y|x_T = N_1, x_I = N_1) dy, \end{aligned}$$

$$P_{\hat{X}_T|X_T}(\hat{x}_T = N_1|x_T = N_0) \quad (37)$$

$$\begin{aligned} &= \int_{y \in \mathbb{Z}_1} P_{Y|X_T}(y|x_T = N_0) dy \\ &\stackrel{(b)}{=} \frac{1}{2} \int_{y \in \mathbb{Z}_1} P_{Y|X_T, X_I}(y|x_T = N_0, x_I = N_0) dy \\ &\quad + \frac{1}{2} \int_{y \in \mathbb{Z}_1} P_{Y|X_T, X_I}(y|x_T = N_0, x_I = N_1) dy, \end{aligned}$$

where (a) and (b) follow from (12) and (2), respectively.

Moreover, we have

$$\begin{aligned} &\int_{\gamma_i}^{\gamma_{i+1}} P_{Y|X_T, X_I}(y|x_T, x_I) dy = \\ &\quad F_{Y|X_T, X_I}(\gamma_{i+1}|x_T, x_I) - F_{Y|X_T, X_I}(\gamma_i|x_T, x_I), \end{aligned} \quad (38)$$

where $F_{Y|X_T, X_I}(\gamma|x_T, x_I)$ is the cumulative distribution function (CDF) of Y given X_T and X_I . $F_{Y|X_T, X_I}(\gamma|x_T, x_I)$ is given by

$$\begin{aligned} &F_{Y|X_T, X_I}(\gamma|x_T, x_I) = \frac{1}{2} \\ &\quad \times \left(1 + \operatorname{erf} \left(\frac{\gamma - (X_T p_d + X_I p_{d_1})}{X_T p_d(1 - p_d) + X_I p_{d_1}(1 - p_{d_1})} \right) \right). \end{aligned} \quad (39)$$

Therefore, $\mathbb{Z}_k = \cup_i [\gamma_i, \gamma_{i+1}]$ can be written as

$$\begin{aligned} &\int_{y \in \mathbb{Z}_k} P_{Y|X_T, X_I}(y|x_T, x_I) dy \\ &= \sum_i (F_{Y|X_T, X_I}(\gamma_{i+1}|x_T, x_I) - F_{Y|X_T, X_I}(\gamma_i|x_T, x_I)). \end{aligned} \quad (40)$$

Inserting (39) into (40), then (40) into (36) and (37), we obtain $P_{\hat{X}_T|X_T}(\hat{x}_T|x_T)$. Then inserting $P_{\hat{X}_T|X_T}(\hat{x}_T|x_T)$ and (1) into (14), we obtain the closed-form expression of the BER as in (30).

APPENDIX C: PROOF OF GLOBAL OPTIMUM T_r^*

To prove that T_r^* , obtained by Algorithm 1, for the Poisson distribution is globally optimal, we need to prove that when \mathbb{Z}_0 and \mathbb{Z}_1 are fixed, P_b has only one local minimum. This is shown in the following.

Since the sets \mathbb{Z}_0 and \mathbb{Z}_1 can be obtained by comparing $P_{Y|X_T}(y|x_T = N_0)$ and $P_{Y|X_T}(y|x_T = N_1)$ for each y in the interval $0 \leq y \leq 2N_1$, as shown by (13), \mathbb{Z}_0 and \mathbb{Z}_1 can be found by solving the following equation

$$P_{Y|X_T}(y|x_T = N_1) = P_{Y|X_T}(y|x_T = N_0). \quad (41)$$

If equation (41) has one and only one solution, denoted by γ_{th} , \mathbb{Z}_0 and \mathbb{Z}_1 can be written as $\mathbb{Z}_0 = \{0, \dots, \gamma_{\text{th}}\}$ and $\mathbb{Z}_1 =$

$\{\gamma_{th} + 1, \dots, 2N_1\}$, respectively. Thus, we first prove that (41) has one and only one solution, γ_{th} . Then, we use γ_{th} to derive P_b and prove that $\frac{\partial^2 P_b}{\partial T_r^2} > 0$ with T_r satisfying $\frac{\partial P_b}{\partial T_r} = 0$ when \mathbb{Z}_0 and \mathbb{Z}_1 are fixed. Moreover, since P_b is continuous with respect to T_r when \mathbb{Z}_0 and \mathbb{Z}_1 are fixed, P_b has only one local minimal point.

We set the left-hand side and the right-hand side of (41) equal to a constant m , which is then presented by monotonic exponential functions. Thus, the solution of (41) is the solution of the following set of equations

$$\begin{cases} (N_1 p_d + N_0 p_{d_1})^y e^{-(N_1 p_d + N_0 p_{d_1})} + (N_1 p_d + N_1 p_{d_1})^y \\ \quad \times e^{-(N_1 p_d + N_1 p_{d_1})} = m = u (N_1 p_d + N_1 p_{d_1})^y \\ (N_0 p_d + N_0 p_{d_1})^y e^{-(N_0 p_d + N_0 p_{d_1})} + (N_0 p_d + N_1 p_{d_1})^y \\ \quad \times e^{-(N_0 p_d + N_1 p_{d_1})} = m = v (N_0 p_d + N_1 p_{d_1})^y, \end{cases} \quad (42)$$

where u, v are constants. Since each equation of the set in (42) has only one solution, the solution of the set, i.e., the solution of (41), is unique.

Now, from (27) and the unique γ_{th} , we have

$$\begin{aligned} P_b = & \frac{1}{2} + \frac{1}{4} \left(\frac{\Gamma(\gamma_{th} + 1, N_1 p_d + N_0 p_{d_1})}{\gamma_{th}!} \right. \\ & + \frac{\Gamma(\gamma_{th} + 1, N_1 p_d + N_1 p_{d_1})}{\gamma_{th}!} \\ & - \frac{\Gamma(\gamma_{th} + 1, N_0 p_d + N_0 p_{d_1})}{\gamma_{th}!} \\ & \left. - \frac{\Gamma(\gamma_{th} + 1, N_0 p_d + N_1 p_{d_1})}{\gamma_{th}!} \right) \end{aligned} \quad (43)$$

and

$$\begin{aligned} \frac{\partial P_b}{\partial T_r} = & \frac{1}{4\gamma_{th}!} \\ & \times \left(-(N_1 p_d + N_0 p_{d_1})^{\gamma_{th}} e^{-(N_1 p_d + N_0 p_{d_1})} (N_1 p'_d + N_0 p'_{d_1}) \right. \\ & - (N_1 p_d + N_1 p_{d_1})^{\gamma_{th}} e^{-(N_1 p_d + N_1 p_{d_1})} (N_1 p'_d + N_1 p'_{d_1}) \\ & + (N_0 p_d + N_0 p_{d_1})^{\gamma_{th}} e^{-(N_0 p_d + N_0 p_{d_1})} (N_0 p'_d + N_0 p'_{d_1}) \\ & \left. + (N_0 p_d + N_1 p_{d_1})^{\gamma_{th}} e^{-(N_0 p_d + N_1 p_{d_1})} (N_0 p'_d + N_1 p'_{d_1}) \right). \end{aligned} \quad (44)$$

When $\frac{\partial P_b}{\partial T_r} = 0$, we have

$$\begin{aligned} & (N_1 p_d + N_0 p_{d_1})^{\gamma_{th}} e^{-(N_1 p_d + N_0 p_{d_1})} (N_1 p'_d + N_0 p'_{d_1}) = \\ & - (N_1 p_d + N_1 p_{d_1})^{\gamma_{th}} e^{-(N_1 p_d + N_1 p_{d_1})} (N_1 p'_d + N_1 p'_{d_1}) \\ & + (N_0 p_d + N_0 p_{d_1})^{\gamma_{th}} e^{-(N_0 p_d + N_0 p_{d_1})} (N_0 p'_d + N_0 p'_{d_1}) \\ & + (N_0 p_d + N_1 p_{d_1})^{\gamma_{th}} e^{-(N_0 p_d + N_1 p_{d_1})} (N_0 p'_d + N_1 p'_{d_1}). \end{aligned} \quad (45)$$

From (44), we can derive $\frac{\partial^2 P_b}{\partial T_r^2}$. Then, substituting (45) into $\frac{\partial^2 P_b}{\partial T_r^2}$, we see that

$$\frac{\partial^2 P_b}{\partial T_r^2} > 0. \quad (46)$$

Hence, the stationary point of P_b is a minimum. On the other hand, since P_b is continuous when \mathbb{Z}_0 and \mathbb{Z}_1 are fixed, P_b has only one minimal point and thus the optimal point given by Algorithm 1 is global optimal.

REFERENCES

- [1] T. N. Cao, N. Zlatanov, P. L. Yeoh, and J. Evans, "Optimal detection interval for absorbing receivers in molecular communication systems with interference," in *Proc. IEEE Int. Conf. Commun.*, Kansas City, MO, USA, May 2018, pp. 1–7.
- [2] N. Farsad, H. B. Yilmaz, A. Eckford, C. B. Chae, and W. Guo, "A comprehensive survey of recent advancements in molecular communication," *IEEE Commun. Surveys Tuts.*, vol. 18, no. 3, pp. 1887–1919, Feb. 2016.
- [3] T. Nakano, M. J. Moore, F. Wei, A. V. Vasilakos, and J. Shuai, "Molecular communication and networking: Opportunities and challenges," *IEEE Trans. Nanobiosci.*, vol. 11, no. 2, pp. 135–148, June 2012.
- [4] C. Xu, S. Hu, and X. Chen, "Artificial cells: from basic science to applications," *Materials Today*, vol. 19, no. 9, pp. 516 – 532, 2016.
- [5] D. J. Liu and X. Su, "Aptamer biochip for multiplexed detection of biomolecules," *US 20100240544 A1*, 2010.
- [6] A. Noel, K. C. Cheung, and R. Schober, "A unifying model for external noise sources and ISI in diffusive molecular communication," *IEEE J. Sel. Areas Commun.*, vol. 32, no. 12, pp. 2330–2343, Dec. 2014.
- [7] C. Jiang, Y. Chen, and K. J. R. Liu, "Inter-user interference in molecular communication networks," in *Proc. IEEE Int. Conf. Acoustics, Speech, and Signal Processing*, Florence, Italy, May 2014, pp. 5725–5729.
- [8] I. Llatser, A. Cabellos-Aparicio, M. Pierobon, and E. Alarcón, "Detection techniques for diffusion-based molecular communication," *IEEE J. Sel. Areas Commun.*, vol. 31, no. 12, pp. 726–734, Dec. 2013.
- [9] A. Noel, K. C. Cheung, and R. Schober, "Bounds on distance estimation via diffusive molecular communication," in *Proc. IEEE Global Commun. Conf.*, Austin, TX, USA, Dec. 2014, pp. 2813–2819.
- [10] —, "Optimal receiver design for diffusive molecular communication with flow and additive noise," *IEEE Trans. Nanobiosci.*, vol. 13, no. 3, pp. 350–362, Sep. 2014.
- [11] G. D. Ntouni, V. M. Kapinas, and G. K. Karagiannidis, "On the optimal timing of detection in molecular communication systems," in *Proc. Int. Conf. Telecommun.*, Limassol, Cyprus, May 2017, pp. 1–5.
- [12] M. Damrath and P. A. Hoeher, "Low-complexity adaptive threshold detection for molecular communication," *IEEE Trans. Nanobiosci.*, vol. 15, no. 3, pp. 200–208, Apr. 2016.
- [13] A. C. Heren, H. B. Yilmaz, C. B. Chae, and T. Tugcu, "Effect of degradation in molecular communication: Impairment or enhancement?" *IEEE Trans. Mol. Biol. Multi-Scale Commun.*, vol. 1, no. 2, pp. 217–229, June 2015.
- [14] A. Singhal, R. K. Mallik, and B. Lall, "Performance analysis of amplitude modulation schemes for diffusion-based molecular communication," *IEEE Trans. Wireless Commun.*, vol. 14, no. 10, pp. 5681–5691, Oct. 2015.
- [15] S. Wang, W. Guo, S. Qiu, and M. D. McDonnell, "Performance of macro-scale molecular communications with sensor cleanse time," in *Proc. Int. Conf. Telecommun.*, Lisbon, Portugal, May 2014, pp. 363–368.
- [16] L. S. Meng, P. C. Yeh, K. C. Chen, and I. F. Akyildiz, "MIMO communications based on molecular diffusion," in *Proc. IEEE Global Commun. Conf.*, Anaheim, CA, USA, Dec. 2012, pp. 5602–5607.
- [17] B. C. Akdeniz, A. E. Pusane, and T. Tugcu, "Optimal reception delay in diffusion-based molecular communication," *IEEE Commun. Lett.*, vol. 22, no. 1, pp. 57–60, Jan. 2018.
- [18] A. Noel, K. Cheung, and R. Schober, "Improving receiver performance of diffusive molecular communication with enzymes," *IEEE Trans. Nanobiosci.*, vol. 13, no. 1, pp. 31–43, Mar. 2014.
- [19] N. Farsad, C. Rose, M. Médard, and A. Goldsmith, "Capacity of molecular channels with imperfect particle-intensity modulation and detection," in *Proc. IEEE Int. Symp. Inf. Theory*, Aachen, Germany, June 2017, pp. 2468–2472.
- [20] S. K. Tiwari and P. K. Upadhyay, "Maximum likelihood estimation of SNR for diffusion-based molecular communication," *IEEE Wireless Commun. Lett.*, vol. 5, no. 3, pp. 320–323, June 2016.
- [21] M. Damrath, S. Korte, and P. A. Hoeher, "Equivalent discrete-time channel modeling for molecular communication with emphasize on an absorbing receiver," *IEEE Trans. Nanobiosci.*, vol. 16, no. 1, pp. 60–68, Jan. 2017.
- [22] H. B. Yilmaz and C. B. Chae, "Arrival modelling for molecular communication via diffusion," *Electronics Letters*, vol. 50, no. 23, pp. 1667–1669, Nov. 2014.
- [23] R. Mosayebi, H. Arjmandi, A. Gohari, M. Nasiri-Kenari, and U. Mitra, "Receivers for diffusion-based molecular communication: Exploiting memory and sampling rate," *IEEE J. Sel. Areas Commun.*, vol. 32, no. 12, pp. 2368–2380, Dec. 2014.

- [24] N. R. Kim, A. W. Eckford, and C. B. Chae, "Symbol interval optimization for molecular communication with drift," vol. 13, no. 3, pp. 223–229, Sep. 2014.
- [25] H. Arjmandi, M. Movahednasab, A. Gohari, M. Mirmohseni, M. Nasiri-Kenari, and F. Fekri, "ISI-avoiding modulation for diffusion-based molecular communication," *IEEE Trans. Mol. Biol. Multi-Scale Commun.*, vol. 3, no. 1, pp. 48–59, Mar. 2017.
- [26] A. Marcone, M. Pierobon, and M. Magarini, "Parity-check coding based on genetic circuits for engineered molecular communication between biological cells," *IEEE Trans. Commun.*, vol. 66, no. 12, pp. 6221–6236, Dec 2018.
- [27] M. Mukherjee, H. B. Yilmaz, B. B. Bhowmik, and Y. Lv, "Block synchronization for diffusion-based molecular communication systems," in *IEEE Int. Conf. Adv. Netw. Telecommun. Syst.*, Indore, India, Dec. 2018, pp. 1–6.
- [28] Z. Luo, L. Lin, W. Guo, S. Wang, F. Liu, and H. Yan, "One symbol blind synchronization in simo molecular communication systems," *IEEE Wireless Commun. Lett.*, vol. 7, no. 4, pp. 530–533, Aug. 2018.
- [29] B. Hsu, P. Chou, C. Lee, and P. Yeh, "Training-based synchronization for quantity-based modulation in inverse gaussian channels," in *Proc. IEEE Int. Conf. Commun.*, Paris, France, May 2017, pp. 1–5.
- [30] T. Tung and U. Mitra, "Robust molecular communications: Dfe-sprts and synchronisation," in *Proc. IEEE Int. Conf. Commun.*, Shanghai, China, May 2019, pp. 1–6.
- [31] L. Lin, C. Yang, M. Ma, S. Ma, and H. Yan, "A clock synchronization method for molecular nanomachines in bionanosensor networks," *IEEE Sensors J.*, vol. 16, no. 19, pp. 7194–7203, Oct. 2016.
- [32] V. Jamali, A. Ahmadzadeh, and R. Schober, "Symbol synchronization for diffusion-based molecular communications," *IEEE Trans. Nanobiosci.*, vol. 16, no. 8, pp. 873–877, Dec. 2017.
- [33] M. Mukherjee, H. B. Yilmaz, B. B. Bhowmik, J. Lloret, and Y. Lv, "Synchronization for diffusion-based molecular communication systems via faster molecules," in *Proc. IEEE Int. Conf. Commun.*, Shanghai, China, May 2019, pp. 1–5.
- [34] H. B. Yilmaz, A. C. Heren, T. Tugcu, and C. Chae, "Three-dimensional channel characteristics for molecular communications with an absorbing receiver," *IEEE Commun. Lett.*, vol. 18, no. 6, pp. 929–932, June 2014.
- [35] Y. Lu, M. D. Higgins, A. Noel, M. S. Leeson, and Y. Chen, "The effect of two receivers on broadcast molecular communication systems," *IEEE Trans. Nanobiosci.*, vol. 15, no. 8, pp. 891–900, Dec. 2016.
- [36] D. Arifler and D. Arifler, "Monte Carlo analysis of molecule absorption probabilities in diffusion-based nanoscale communication systems with multiple receivers," *IEEE Trans. Nanobiosci.*, vol. 16, no. 3, pp. 157–165, Apr. 2017.
- [37] X. Bao, J. Lin, and W. Zhang, "Channel modeling of molecular communication via diffusion with multiple absorbing receivers," *IEEE Wireless Commun. Lett.*, vol. 8, no. 3, pp. 809–812, June 2019.
- [38] B. Tepekule, A. E. Pusane, H. B. Yilmaz, C. B. Chae, and T. Tugcu, "ISI mitigation techniques in molecular communication," *IEEE Trans. Mol. Biol. Multi-Scale Commun.*, vol. 1, no. 2, pp. 202–216, June 2015.
- [39] T. Cormen, C. Leiserson, R. Rivest, and C. Stein, *Introduction to Algorithms*. Cambridge, MA, USA: MIT Press, 2009.
- [40] D. P. Bertsekas, *Convex optimization algorithms*. Nashua, NH, USA: Athena Scientific, 2015.
- [41] J. Nocedal and S. Wright, *Numerical Optimization*. New York, NY, USA: Springer, 2006.
- [42] A. Papoulis and S. U. Pillai, *Probability, Random Variables and Stochastic Processes*. New York, NY, USA: McGraw-Hill, 2002.