

# Beauty Production with ALICE at the LHC

Erin F. Gauger for the ALICE Collaboration

The University of Texas at Austin, Austin TX 78712, USA,  
erin.gauger@cern.ch

**Abstract.** In this manuscript, various beauty production measurements using the ALICE detector will be presented. We will show new measurements of non-prompt  $D^0$  mesons in pp collisions at  $\sqrt{s} = 5.02$  TeV and beauty-tagged jet production in p-Pb collisions at  $\sqrt{s_{NN}} = 5.02$  TeV. The  $R_{AA}$  of beauty-hadron decay electrons in central Pb-Pb collisions and the  $v_2$  of beauty-hadron decay electrons in semi-central Pb-Pb collisions at  $\sqrt{s_{NN}} = 5.02$  TeV will also be discussed.

**Keywords:** heavy quarks, beauty quarks, nuclear modification factor

## 1 Introduction

In hadronic collisions, beauty quarks are produced early via hard-scattering processes with large momentum transfer. Because of this early production, the beauty quark is an excellent probe of the Quark-Gluon Plasma (QGP) [1,2] formed in heavy-ion collisions. Traveling through the QGP, beauty quarks interact with other partons via collisional and radiative processes and lose energy. The beauty quark ( $m_b \simeq 4.18$  GeV/ $c^2$  [4]) is expected to lose less energy than lighter quarks, since collisional processes depend on the mass of the particle and the dead cone effect [3] would hamper radiative energy loss. Since charm ( $m_c \simeq 1.27$  GeV/ $c^2$  [4]) and beauty quarks are both produced early in the collision but have different masses, it is useful to compare beauty and charm measurements to test our understanding of mass-dependent energy loss in heavy-ion collisions.

Measurements of beauty production in pp collisions are important to test perturbative QCD (pQCD) calculations, as well as to provide the baseline for Pb-Pb measurements. In p-Pb collisions, beauty-production measurements are crucial to isolate initial-state and cold nuclear matter effects, both of which would be present in Pb-Pb measurements.

## 2 Beauty measurements

In ALICE, beauty production is measured via beauty-hadron decay electrons, non-prompt  $D^0$  mesons, and beauty-tagged jets. All three measurements rely on the excellent vertex reconstruction and impact parameter resolution of the ALICE detector to isolate the decay particles and jets from beauty decay.

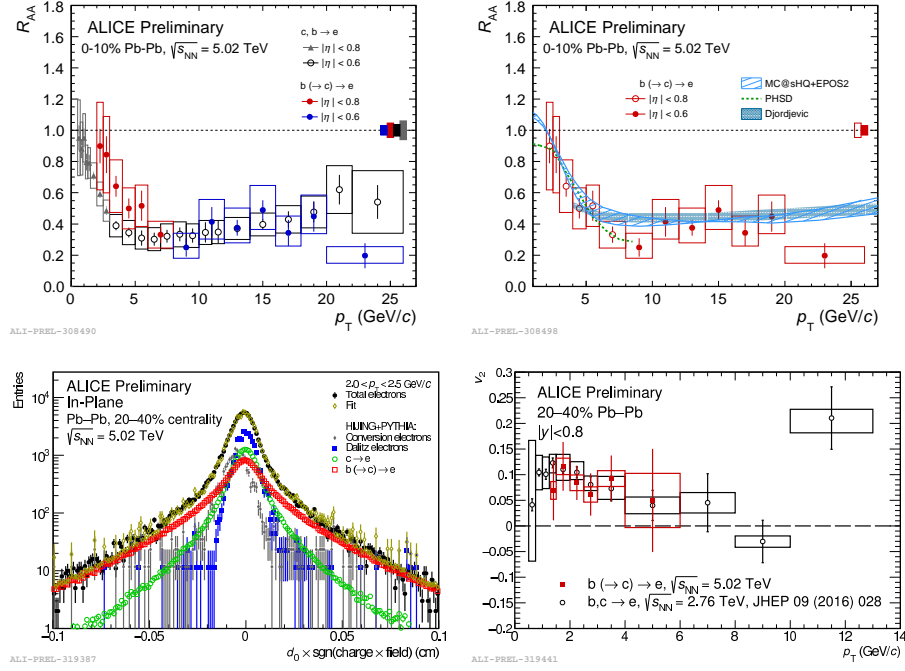
## 2.1 Beauty-hadron decay electrons

Roughly 10% of beauty hadrons decay directly into electronic final states (e.g.  $B^- \rightarrow e+X$ ), and another 10% decay to charm hadrons which further decay to electrons (e.g.  $B^- \rightarrow D^0 \rightarrow e+X$ ) [4]. This high branching ratio coupled with the excellent electron identification of the ALICE detector makes it convenient to study beauty quarks by measuring the production of beauty-hadron decay electrons. Beauty-hadron decay electrons have been measured in pp, p-Pb, and Pb-Pb collisions [5,6,7].

Electrons from beauty-hadron decays must be separated from other sources of electrons, such as photon conversion, Dalitz decays, and charm-hadron decays. This separation is achieved by exploiting the relatively long decay length of beauty hadrons ( $\tau_B \approx 500 \mu\text{m}/c$ ) versus non-beauty hadrons (e.g.  $\tau_D = 60\text{--}300 \mu\text{m}/c$ ) [4]. The long decay length gives beauty-hadron decay electrons a longer distance of closest approach to the primary vertex ( $d_0$ ), thus making the beauty-electron  $d_0$  distribution much wider than that from other sources (Fig. 1, bottom left). The difference in  $d_0$  shape allows us to fit the electron  $d_0$  distribution with templates from Monte Carlo simulations in order to extract the beauty-hadron decay electron yield. Once the yields are obtained in both pp and Pb-Pb collisions, the nuclear modification factor  $R_{AA} = \frac{dN_{AA}/dp_T}{T_{AA} * d\sigma_{pp}/dp_T}$  can be calculated. The pp reference spectrum for the beauty-hadron decay electron  $R_{AA}$  measurement in Pb-Pb at  $\sqrt{s_{NN}} = 5.02 \text{ TeV}$  was obtained by a pQCD-driven scaling of the cross section measured at  $\sqrt{s} = 7 \text{ TeV}$  [5]. In order to obtain a  $v_2$  measurement, the yield is measured for electrons that lie both in and out of the event plane, and the  $v_2$  is calculated according to  $v_2 = \frac{1}{R^2} \frac{\pi}{4} \frac{N_{\text{in-plane}} - N_{\text{out-of-plane}}}{N_{\text{in-plane}} + N_{\text{out-of-plane}}}$ , where  $N$  refers to the number of electrons measured, and  $R$  is the resolution correction for the event plane.

Two beauty-electron measurements in ALICE are  $R_{AA}$  in 0–10% and  $v_2$  in 20–40% central Pb-Pb collisions at  $\sqrt{s_{NN}} = 5.02 \text{ TeV}$ . In Fig. 1, top left, the beauty-electron  $R_{AA}$  is shown along with the  $R_{AA}$  of heavy-flavor decay electrons (from both charm and beauty decays). Though the systematic error bars are large, a hint of an increased  $R_{AA}$  of beauty-hadron decay electrons when compared with heavy-flavor electrons at low- $p_T$  is observed. This is consistent with our expectations of the mass dependence of energy loss in the QGP medium. At high  $p_T$ , the two distributions overlap, in part because at higher momentum, the heavy-flavor electron sample becomes dominated by beauty-hadron decay electrons. Fig. 1 (top right) shows a comparison of the  $R_{AA}$  of beauty-hadron decay electrons with models that include both collisional and radiative energy loss. We see that the theoretical models are in good agreement with data.

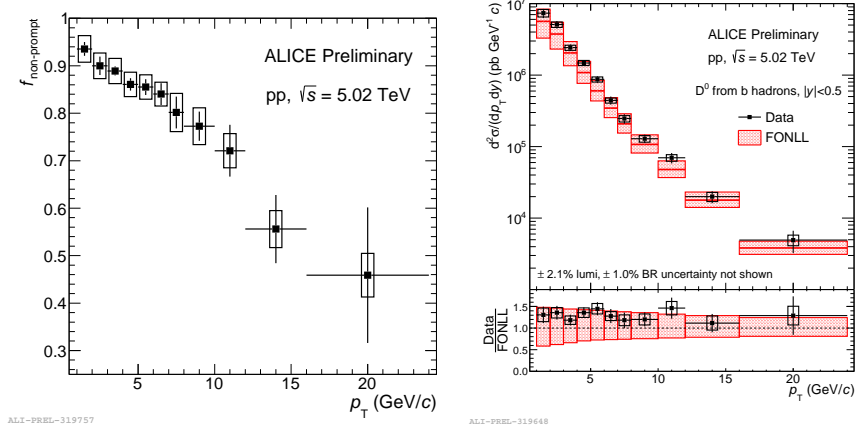
Finally, the  $v_2$  of beauty-hadron decay electrons is shown in Fig. 1 (bottom right). The  $v_2$  is non-zero; in fact, between  $1.3 < p_T < 4 \text{ GeV}/c$ , the significance of the measurement for a positive  $v_2$  is  $3.49\sigma$ . This hints that the beauty quark may participate in the collective behavior of the medium. The  $v_2$  measurement of heavy-flavor decay electrons [8], also shown in Fig. 1, is similar to that of electrons from beauty decays.



**Fig. 1.** Various results of beauty-hadron decay electrons in ALICE. The top two panels show the  $R_{AA}$  in 0–10% Pb–Pb collisions. The bottom-left panel shows an example of a MC template fit of the  $d_0$  of electrons to extract those from beauty-decay. The bottom-right panel shows the  $v_2$  of beauty-hadron decay electrons in 20–40% Pb–Pb collisions.

## 2.2 Non-prompt $D^0$ mesons

With the ALICE detector, beauty production is also studied by measuring non-prompt  $D^0$  mesons from beauty-hadron decays. The measurement is performed in pp collisions at  $\sqrt{s} = 5.02$  TeV. The non-prompt  $D^0$  mesons (along with their charge conjugates) are reconstructed via the decay channel to  $K^-\pi^+$  (branching ratio  $\sim 3.9\%$ ) and selected by applying various topological requirements, including a cut on the distance between the primary and secondary vertices. The topological selection criteria are optimized using boosted decision trees, allowing us to achieve a high fraction of non-prompt  $D^0$  mesons ( $f_{\text{non-prompt}}$ ) in our sample. At low- $p_T$ ,  $f_{\text{non-prompt}}$  almost reaches 95%, an unprecedented purity for this measurement (see Fig. 2). The cross-section of non-prompt  $D^0$  mesons is compared with FONLL [10] predictions (pQCD) in Fig. 2. As in previous measurements [9], the two are in agreement, though the measurement lies on the upper edge of the FONLL uncertainty band.



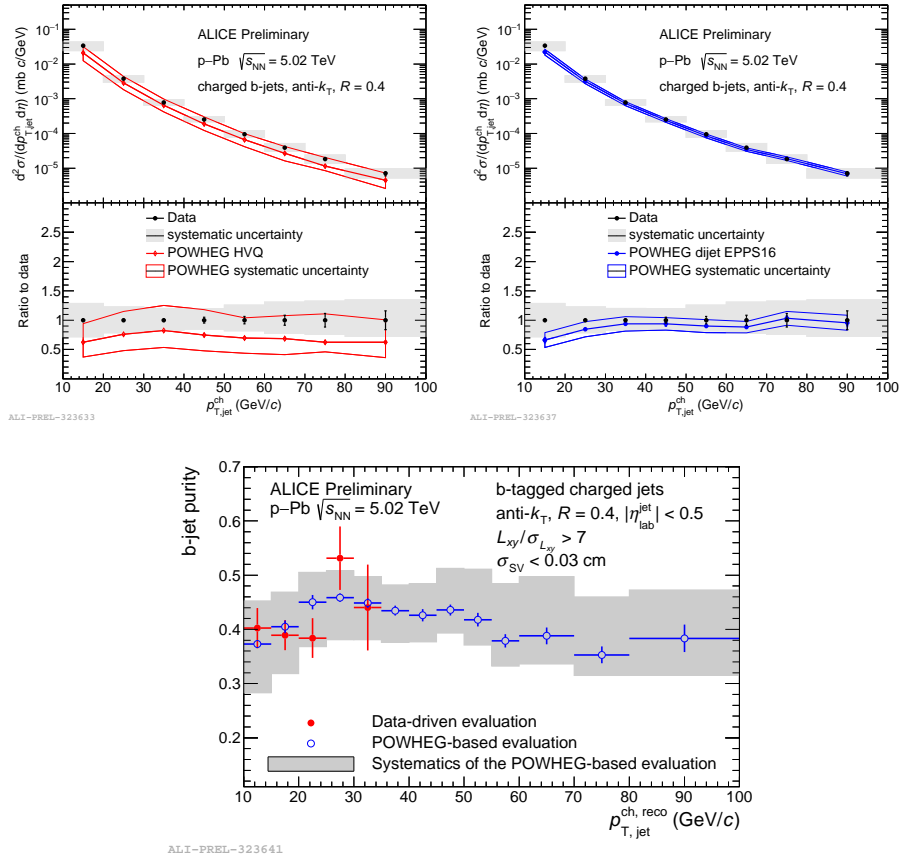
**Fig. 2.** Left: the fraction of non-prompt to inclusive  $D^0$  mesons in the sample. Right: The cross section of non-prompt  $D^0$  mesons in pp collisions at  $\sqrt{s} = 5.02$  TeV compared to FONLL [10].

### 2.3 Beauty-tagged Jets

A more direct access to the initial parton kinematics is obtained by measuring beauty-tagged jets. This has been done for the first time in ALICE in p-Pb collisions at  $\sqrt{s_{NN}} = 5.02$  TeV. Jets are selected using the anti- $k_T$  algorithm [11], and a resolution parameter of  $R = 0.4$ . To achieve a high purity of b-jets in the sample, the long lifetime of beauty hadrons is exploited once more. Jets that contain a three-pronged secondary vertex are selected, and a number of topological requirements are applied to increase the b-jet purity. In particular, a cut is applied on the displacement significance ( $SL_{xy} > 7$ ) of the secondary vertex. The  $SL_{xy}$  is defined as the distance between primary and secondary vertex in the  $xy$ -plane divided by the resolution of that distance. The results of this measurement are shown in Fig. 3, where the estimated purity ( $\sim 40\%$ ) of beauty-tagged jets in the sample is shown along with the jet cross-section compared POWHEG HVQ and POWHEG dijet EPPS16. We see that both models agree with the measured cross-section.

## 3 Conclusions

In this manuscript the ALICE results on beauty production were discussed with particular focus on beauty-hadron decay electrons in Pb-Pb collisions, non-prompt  $D^0$  mesons in pp collisions, and beauty-tagged jets in p-Pb collisions. All three analyses took advantage of the long lifetime of beauty hadrons to separate the beauty signal from background sources. The non-prompt  $D^0$  meson measurement agrees with FONLL predictions, and the beauty-tagged jet measurements



**Fig. 3.** Top left and right: the cross-section of beauty-tagged jets in p-Pb collisions compared with POWHEG. Bottom: the purity of beauty jets in the sample.

agree with POWHEG models. In Pb-Pb collisions, we see a hint of the mass-dependent energy loss in the QGP, as well as a non-zero  $v_2$  for beauty-hadron decay electrons.

*Acknowledgements:* This work was supported by U.S. Department of Energy Office of Science under contract number DE-SC0013391.

## References

1. S. Borsanyi et al., JHEP **09** (2010) 073.
2. A. Bazavov et al., Phys. Rev. D **90** 094503 (2014).
3. N. Armesto, et al., Phys. Rev. D **69** 114003 (2004).

4. M. Tanabashi et al. (Particle Data Group), Phys. Rev. D **98**, 030001 (2018) and 2019 update.
5. B. Abelev et al. (ALICE Collaboration), Phys. Lett. B **721** (2013) 13-23.
6. B. Abelev et al. (ALICE Collaboration), Phys. Lett. B **738** (2014) 97.
7. J. Adam et al. (ALICE Collaboration), JHEP **07** (2017) 052.
8. J. Adam et al. (ALICE Collaboration), JHEP **09** (2016) 028.
9. A.M. Sirunyan et al. (CMS Collaboration), Phys. Rev. Lett. **123**, 022001 (2019).
10. M. Cacciari, M. Greco and P. Nason, JHEP **9805** (1998) 007 [arXiv:hep-ph/9803400]; M. Cacciari, S. Frixione and P. Nason, JHEP **0103** (2001) 006 [arXiv:hep-ph/0102134].
11. M. Cacciari, G.P. Salam, and G. Soyez, JHEP **0804** (2008) 063 [arXiv:0802.1189 [hep-ph]].