

Scale-free Collaborative Protocol Design for Synchronization of Homogeneous and Heterogeneous Discrete-time Multi-agent Systems

Donya Nojavanzadeh¹, Zhenwei Liu², Ali Saberi¹, Anton A. Stoorvogel³

1. School of Electrical Engineering and Computer Science, Washington State University, Pullman, WA 99164, USA
E-mail: donya.nojavanzadeh@wsu.edu; saberi@eecs.wsu.edu

2. College of Information Science and Engineering, Northeastern University, Shenyang 110819, China
E-mail: liuzhenwei@ise.neu.edu.cn

3. Department of Electrical Engineering, Mathematics and Computer Science, University of Twente, Enschede, The Netherlands
E-mail: A.A.Stoorvogel@utwente.nl

Abstract: This paper studies synchronization of homogeneous and heterogeneous discrete-time multi-agent systems. A class of linear dynamic protocol design methodology is developed based on localized information exchange with neighbors which does not need any knowledge of the directed network topology and the spectrum of the associated Laplacian matrix. The main contribution of this paper is that the proposed protocols are scale-free and achieve synchronization for arbitrary number of agents.

Key Words: Multi-agent systems, state synchronization, Discrete-time, Scale-free

1 Introduction

The synchronization problem of multi-agent systems (MAS) has attracted substantial attention during the past decade, due to the wide potential for applications in several areas such as automotive vehicle control, satellites/robots formation, sensor networks, and so on. See for instance the books [27] and [39] or the survey paper [23].

We identify two classes of multi-agent systems: homogeneous (i.e. agents are identical) and heterogeneous (i.e. agents are non-identical). State synchronization inherently requires homogeneous MAS. On the other hand, for a heterogeneous MAS generically, state synchronization cannot be achieved and focus has been on output synchronization. For homogeneous MAS state synchronization based on diffusive full-state coupling has been studied where the agent dynamics progress from single- and double-integrator dynamics (e.g. [24], [25], [26]) to more general dynamics (e.g. [28], [32], [37]). State synchronization based on diffusive partial-state coupling has also been considered, including static design ([19] and [20]), dynamic design ([12], [29], [30], [31], [34]), and the design with localized communication ([3] and [28]). Recently, scale-free collaborative protocol designs are developed for continuous-time heterogeneous MAS [22] and for homogeneous continuous-time MAS subject to actuator saturation [17]. For MAS with discrete-time agents, earlier work can be found in [24, 26, 14, 9, 4, 33] for essentially first and second-order agents, and in [16, 41, 10, 13, 43, 42, 36, 35] for higher-order agents.

In heterogeneous MAS, if the agents have absolute measurements of their own dynamics in addition to relative information from the network, they are said to be introspective, otherwise,

they are called non-introspective. The output synchronization problem for agents with general dynamics has been studied in both introspective and non-introspective cases. For heterogeneous MAS with introspective right-invertible agents, [36] and [40] developed the output and regulated output synchronization results for discrete-time and continuous-time agents. Reference [15] provided regulated output consensus for both continuous- and discrete-time introspective agents. On the other hand, for heterogeneous MAS with non-introspective agents, [38] developed an internal model principle based design (see also [6]) and [8] considered the output and regulated output synchronization. Reference [2] designed a static protocol design for MAS with non-introspective passive agents and [7] provided a purely distributed low- and high-gain based linear time-invariant protocol design for non-introspective homogeneous MAS with linear and nonlinear agents and for non-introspective heterogeneous MAS.

In this paper, we design **scale-free** collaborative protocols based on localized information exchange among neighbors for synchronization of homogeneous and heterogeneous discrete-time MAS. We study synchronization problem for discrete-time homogeneous MAS with non-introspective agents for both full- and partial-state coupling. Moreover, we deal with output and regulated output synchronization for heterogeneous discrete-time MAS with introspective agents. The protocol design is scale-free, namely:

- The design is independent of the information about communication networks such as a lower bound of non-zero eigenvalue of associated Laplacian matrix.
- The one-shot protocol design only depends on agent models and does not need any information about communication network and the number of agents.
- The synchronization is achieved for any MAS with any number of agents, and any communication network.

Z. Liu's work is supported by Nature Science Foundation of Liaoning Province under Grant 2019-MS-116.

Notations and definitions

Given a matrix $A \in \mathbb{R}^{m \times n}$, A^\top denotes its conjugate transpose. A square matrix A is said to be Schur stable if all its eigenvalues are in the open unit disc. We denote by $\text{diag}\{A_1, \dots, A_N\}$, a block-diagonal matrix with A_1, \dots, A_N as its diagonal elements. $A \otimes B$ depicts the Kronecker product between A and B . I_n denotes the n -dimensional identity matrix and 0_n denotes $n \times n$ zero matrix; sometimes we drop the subscript if the dimension is clear from the context.

To describe the information flow among the agents we associate a *weighted graph* \mathcal{G} to the communication network. The weighted graph \mathcal{G} is defined by a triple $(\mathcal{V}, \mathcal{E}, \mathcal{A})$ where $\mathcal{V} = \{1, \dots, N\}$ is a node set, \mathcal{E} is a set of pairs of nodes indicating connections among nodes, and $\mathcal{A} = [a_{ij}] \in \mathbb{R}^{N \times N}$ is the weighted adjacency matrix with non negative elements a_{ij} . Each pair in \mathcal{E} is called an *edge*, where $a_{ij} > 0$ denotes an edge $(j, i) \in \mathcal{E}$ from node j to node i with weight a_{ij} . Moreover, $a_{ij} = 0$ if there is no edge from node j to node i . We assume there are no self-loops, i.e. we have $a_{ii} = 0$. The *weighted in-degree* of a node i is given by $d_{in}(i) = \sum_{j=1}^N a_{ij}$. Similarly, the *weighted out-degree* of a node i , is given by $d_{out}(i) = \sum_{j=1}^N a_{ji}$. A *path* from node i_1 to i_k is a sequence of nodes $\{i_1, \dots, i_k\}$ such that $(i_j, i_{j+1}) \in \mathcal{E}$ for $j = 1, \dots, k-1$. A *directed tree* is a subgraph (subset of nodes and edges) in which every node has exactly one parent node except for one node, called the *root*, which has no parent node. A *directed spanning tree* is a subgraph which is a directed tree containing all the nodes of the original graph. If a directed spanning tree exists, the root has a directed path to every other node in the tree [5].

For a weighted graph \mathcal{G} , the matrix $L = [\ell_{ij}]$ with

$$\ell_{ij} = \begin{cases} \sum_{k=1}^N a_{ik}, & i = j, \\ -a_{ij}, & i \neq j, \end{cases}$$

is called the *Laplacian matrix* associated with the graph \mathcal{G} . The Laplacian matrix L has all its eigenvalues in the closed right half plane and at least one eigenvalue at zero associated with right eigenvector $\mathbf{1}$ [5]. Moreover, if the graph contains a directed spanning tree, the Laplacian matrix L has a single eigenvalue at the origin and all other eigenvalues are located in the open right-half complex plane [1].

2 Homogeneous MAS with Non-introspective Agents

Consider a MAS composed of N identical linear time-invariant agents of the form,

$$\begin{aligned} x_i(k+1) &= Ax_i(k) + Bu_i(k), \\ y_i(k) &= Cx_i(k), \end{aligned} \quad (i = 1, \dots, N) \quad (1)$$

where $x_i(k) \in \mathbb{R}^n$, $u_i(k) \in \mathbb{R}^m$, $y_i(k) \in \mathbb{R}^p$ are respectively the state, input, and output vectors of agent i . Meanwhile, (1) satisfies the following assumption.

Assumption 1 We assume that

- all eigenvalues of A are in the closed unit disk.
- (A, B, C) is stabilizable and detectable.

The communication network provides each agent with a linear combination of its own outputs relative to that of other neighboring agents. In particular, each agent $i \in \{1, \dots, N\}$ has access to the quantity,

$$\zeta_i(k) = \frac{1}{1 + d_{in}(i)} \sum_{j=1}^N a_{ij}(y_i(k) - y_j(k)), \quad (2)$$

where $a_{ij} \geq 0$, and $a_{ii} = 0$ for $i, j \in \{1, \dots, N\}$. The topology of the network can be described by a graph \mathcal{G} with nodes corresponding to the agents in the network and edges given by the nonzero coefficients a_{ij} . In particular, $a_{ij} > 0$ implies that an edge exists from agent j to i . The weight of the edge equals the magnitude of a_{ij} . Next we write ζ_i as

$$\zeta_i(k) = \sum_{j=1}^N d_{ij}(y_i(k) - y_j(k)), \quad (3)$$

where $d_{ij} \geq 0$, and we choose $d_{ii} = 1 - \sum_{j=1, j \neq i}^N d_{ij}$ such that $\sum_{j=1}^N d_{ij} = 1$ with $i, j \in \{1, \dots, N\}$. Note that d_{ii} satisfies $d_{ii} > 0$. The weight matrix $D = [d_{ij}]$ is then a so-called, row stochastic matrix. Let $D_{in} = \text{diag}\{d_{in}(i)\}$ with $d_{in}(i) = \sum_{j=1}^N a_{ij}$. Then the relationship between the row stochastic matrix D and the Laplacian matrix L is

$$(I + D_{in})^{-1}L = I - D. \quad (4)$$

We refer to (2) as *partial-state coupling* since only part of the states are communicated over the network. When $C = I$, it means all states are communicated over the network and we call it *full-state coupling*. Then, the original agents are expressed as

$$x_i(k+1) = Ax_i(k) + Bu_i(k) \quad (5)$$

and $\zeta_i(k)$ is rewritten as

$$\zeta_i(k) = \sum_{j=1}^N d_{ij}(x_i(k) - x_j(k)). \quad (6)$$

We define the set of graphs \mathbb{G}^N for the network communication topology as following.

Definition 1 Let \mathbb{G}^N denote the set of directed graphs of N agents which contains a directed spanning tree.

If the graph \mathcal{G} describing the communication topology of the network contains a directed spanning tree, then it follows from [26, Lemma 3.5] that the row stochastic matrix D has a simple eigenvalue at 1 with corresponding right eigenvector $\mathbf{1}$ and all other eigenvalues are strictly within the unit disc. Let $\lambda_1, \dots, \lambda_N$ denote the eigenvalues of D such that $\lambda_1 = 1$ and $|\lambda_i| < 1, i = 2, \dots, N$.

Obviously, state synchronization is achieved if

$$\lim_{k \rightarrow \infty} (x_i(k) - x_j(k)) = 0. \quad (7)$$

for all $i, j \in 1, \dots, N$.

In this paper, we also introduce a localized information exchange among protocols. In particular, each agent $i = 1, \dots, N$ has access to the localized information, denoted by $\hat{\zeta}_i(k)$, of the form

$$\hat{\zeta}_i(k) = \sum_{j=1}^N d_{ij}(\rho_i(k) - \rho_j(k)) \quad (8)$$

where $\rho_j(k) \in \mathbb{R}^n$ is a variable produced internally by agent j and to be defined in next sections.

We formulate the following problem for state synchronization of a homogeneous MAS based on localized information exchange.

Problem 1 Consider a MAS described by (1) and (3) satisfying Assumption 1. Let \mathbb{G}^N be the set of network graphs as defined in Definition 1. Then the **scalable state synchronization problem based on localized information exchange** is to find, if possible, a linear dynamic controller for each agent $i \in \{1, \dots, N\}$, using only knowledge of the agents model, i.e. (C, A, B) , of the form:

$$\begin{cases} x_{i,c}(k+1) = A_c x_{i,c}(k) + B_c \zeta_i(k) + C_c \hat{\zeta}_i(k), \\ u_i(k) = F_c x_{i,c}(k), \end{cases} \quad (9)$$

where $\hat{\zeta}_i(k)$ is defined as (8) with $\rho_i = M_c x_{i,c}$, and $x_{i,c} \in \mathbb{R}^{n_i}$, such that state synchronization (7) is achieved for all initial conditions.

Protocol Design

Now, we consider state synchronization problem of a homogeneous MAS for both cases of full- and partial-state coupling.

2.1 Full-state coupling

In this subsection, we consider state synchronization of MAS with full-state coupling. The design procedure is given in Protocol 1.

Protocol 1: Scale-free collaborative protocol design for homogeneous MAS with full-state coupling

We design dynamic collaborative protocols utilizing localized information exchange for agent $i \in \{1, \dots, N\}$ as

$$\begin{cases} \eta_i(k+1) = A\eta_i(k) + Bu_i(k) + A\zeta_i(k) - A\hat{\zeta}_i(k) \\ u_i(k) = -K\eta_i(k), \end{cases} \quad (10)$$

where K is a matrix such that $A - BK$ is Schur stable and ρ_i is a variable produced internally by agent i and is chosen in (8) as $\rho_i = \eta_i$, therefore each agent has access to the following information:

$$\hat{\zeta}_i(k) = \sum_{j=1}^N d_{ij}(\eta_i(k) - \eta_j(k)). \quad (11)$$

meanwhile, ζ_i is defined in (6). The architecture of the protocol is shown in Figure 1.

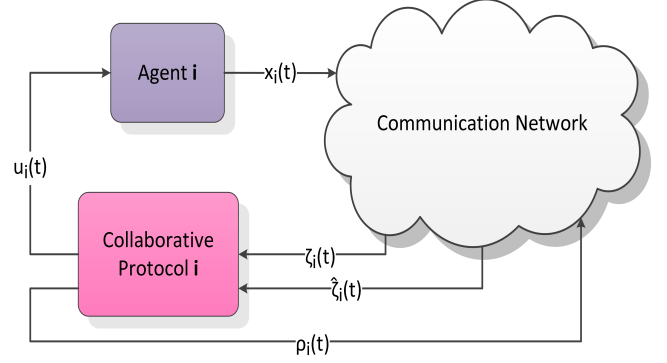


Figure 1: Architecture of Protocol 1

Theorem 1 Consider a MAS described by (5) and (6) satisfying Assumption 1. Let \mathbb{G}^N be the set of network graphs as defined in Definition 1. Then the scalable state synchronization problem based on localized information exchange as stated in Problem 1 is solvable. In particular, the dynamic protocol (10) solves the state synchronization problem for any graph $\mathcal{G} \in \mathbb{G}^N$ with any number of agents N .

To obtain this result, we recall the following lemma.

Lemma 1 Let a row stochastic matrix $D \in \mathbb{R}^{N \times N}$ be given. We define $\tilde{D} \in \mathbb{R}^{(N-1) \times (N-1)}$ as the matrix $\tilde{D} = [\tilde{d}_{ij}]$ with

$$\tilde{d}_{ij} = d_{ij} - d_{Nj}.$$

Then the eigenvalues of \tilde{D} are equal to the nonzero eigenvalues of D .

Proof of Lemma 1: We have:

$$I - \tilde{D} = (I \quad -\mathbf{1})(I - D) \begin{pmatrix} I \\ 0 \end{pmatrix}$$

Assume that λ is a nonzero eigenvalue of $I - D$ with eigenvector x , then

$$\tilde{x} = (I \quad -\mathbf{1})x$$

where $\mathbf{1}$ is a vector with all 1's, satisfies,

$$(I \quad -\mathbf{1})(I - D)x = (I \quad -\mathbf{1})\lambda x = \lambda \tilde{x}$$

and since $(I - D)\mathbf{1} = 0$ we find that

$$(I - \tilde{D})\tilde{x} = (I \quad -\mathbf{1})(I - D)x = \lambda \tilde{x}.$$

This shows that λ is an eigenvalue of $(I - \tilde{D})$ if $\tilde{x} \neq 0$. It is easily seen that $\tilde{x} = 0$ if and only if $\lambda = 0$. Conversely if \tilde{x} is an eigenvector of $(I - \tilde{D})$ with eigenvalue λ , then it is easily verified that

$$x = (I - D) \begin{pmatrix} I \\ 0 \end{pmatrix} \tilde{x}$$

is an eigenvector of $(I - D)$ with eigenvalue λ . ■

Our formal result is stated in the following theorem.

Proof of Theorem 1: Firstly, let $\bar{x}_i(k) = x_i(k) - x_N(k)$ and $\bar{\eta}_i(k) = \eta_i(k) - \eta_N(k)$, we have

$$\begin{aligned}\bar{x}_i(k+1) &= A\bar{x}_i(k) + B(u_i(k) - u_N(k)), \\ \bar{\eta}_i(k+1) &= A\bar{\eta}_i(k) + B(u_i(k) - u_N(k)) \\ &\quad + A(\bar{x}_i(k) - \bar{\eta}_i(k)) + \sum_{j=1}^{N-1} \tilde{d}_{ij} A(\bar{x}_j(k) - \bar{\eta}_j(k)), \\ u_i(k) - u_N(k) &= -K\bar{\eta}_i(k).\end{aligned}$$

where $\tilde{d}_{ij} = d_{ij} - d_{Nj}$. Then, we define

$$\bar{x}(k) = \begin{pmatrix} \bar{x}_1(k) \\ \vdots \\ \bar{x}_{N-1}(k) \end{pmatrix} \text{ and } \bar{\eta}(k) = \begin{pmatrix} \bar{\eta}_1(k) \\ \vdots \\ \bar{\eta}_{N-1}(k) \end{pmatrix}$$

Based on Lemma 1, we have that eigenvalues of \tilde{D} are equal to the eigenvalues of D unequal to 1. Then, we have the following closed-loop system

$$\begin{cases} \bar{x}(k+1) = (I \otimes A)\bar{x}(k) - (I \otimes BK)\bar{\eta}(k) \\ \bar{\eta}(k+1) = I \otimes (A - BK)\bar{\eta}(k) \\ \quad + ((I - \tilde{D}) \otimes A)(\bar{x}(k) - \bar{\eta}(k)) \end{cases} \quad (12)$$

Let $e(k) = \bar{x}(k) - \bar{\eta}(k)$, we can obtain

$$\bar{x}(k+1) = (I \otimes (A - BK))\bar{x}(k) + (I \otimes BK)e(k) \quad (13)$$

$$e(k+1) = (\tilde{D} \otimes A)e(k) \quad (14)$$

We have that all eigenvalues of \tilde{D} are in open unit disk. The eigenvalues of $\tilde{D} \otimes A$ are of the form $\lambda_i \mu_j$, with λ_i and μ_j eigenvalues of \tilde{D} and A , respectively [11, Theorem 4.2.12]. Since $|\lambda_i| < 1$ and $|\mu_j| \leq 1$, we find $\tilde{D} \otimes A$ is asymptotically stable. Then we have

$$\lim_{k \rightarrow \infty} e_i(k) \rightarrow 0 \quad (15)$$

According to the above result, for (13) we just need to prove the stability of

$$\bar{x}(k+1) = (I \otimes (A - BK))\bar{x}(k). \quad (16)$$

given that $A - BK$ is Schur stable, (16) is asymptotically stable. Then, we will have

$$\lim_{k \rightarrow \infty} \bar{x}_i(k) = \lim_{k \rightarrow \infty} (x_i(k) - x_N(k)) \rightarrow 0$$

i.e. $x_i(k) \rightarrow x_j(k)$ as $k \rightarrow \infty$, which proves the result. ■

2.2 Partial-state coupling

In this subsection, we consider state synchronization of MAS with partial-state coupling. The design procedure is given in Protocol 2.

Then, we have the following theorem for state synchronization for discrete-time MAS with partial-state coupling.

Theorem 2 Consider a MAS described by (1) and (3) satisfying Assumption 1. Let \mathbb{G}^N be the set of network graphs as defined in Definition 1. Then the scalable state synchronization problem based on localized information exchange as stated in Problem 1 is solvable. In particular, the dynamic protocol (17) solves the state synchronization problem for any graph $\mathcal{G} \in \mathbb{G}^N$ with any number of agents N .

Protocol 2: Scale-free collaborative protocol design for homogeneous MAS with partial-state coupling

We propose the following dynamic protocol with localized information exchange for agent $i \in \{1, \dots, N\}$ as follows:

$$\begin{cases} \eta_i(k+1) = A\eta_i(k) + Bu_i(k) + A\hat{x}_i(k) - A\hat{\zeta}_i(k) \\ \hat{x}_i(k+1) = A\hat{x}_i(k) - BK\hat{\zeta}_i(k) + H(\zeta_i(k) - C\hat{x}_i(k)) \\ u_i(k) = -K\eta_i(k) \end{cases} \quad (17)$$

where K is a matrix such that $A - BK$ is Schur stable and ρ_i is chosen as $\rho_i = \eta_i$ in (8) and with this choice of ρ_i , $\hat{\zeta}_i$ is given by:

$$\hat{\zeta}_i(k) = \sum_{j=1}^N d_{ij}(\eta_i(k) - \eta_j(k)). \quad (18)$$

meanwhile, ζ_i is defined in (3). The architecture of the protocol is shown in Figure 2.

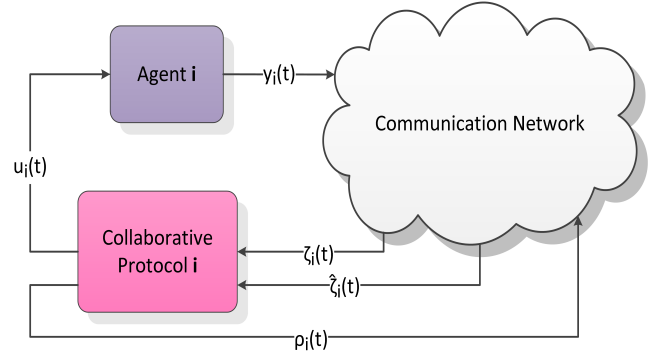


Figure 2: Architecture of Protocol 2

Proof of Theorem 2: Let $\bar{x}_i(k) = x_i(k) - x_N(k)$, and $\hat{\bar{x}}_i(k) = \hat{x}_i(k) - \hat{x}_N(k)$, $\bar{\eta}_i(k) = \eta_i(k) - \eta_N(k)$, and $\bar{y}_i(k) = y_i(k) - y_N(k)$, then we have:

$$\begin{cases} \bar{x}_i(k+1) = A\bar{x}_i(k) - BK\bar{\eta}_i(k) \\ \bar{\eta}_i(k+1) = -BK\bar{\eta}_i(k) + A\hat{\bar{x}}_i(k) - A\sum_{j=1}^{N-1} \tilde{d}_{ij}\bar{\eta}_j(k) \\ \hat{\bar{x}}_i(k+1) = A\hat{\bar{x}}_i(k) - BK\sum_{j=1}^{N-1} \tilde{d}_{ij}(\bar{\eta}_i(k) - \bar{\eta}_j(k)) \\ \quad + H(\sum_{j=1}^{N-1} \tilde{d}_{ij}C(\bar{x}_i(k) - \bar{x}_j(k)) - C\hat{\bar{x}}_i(k)) \end{cases}$$

We also define

$$\hat{\bar{x}}(k) = \begin{pmatrix} \hat{\bar{x}}_1(k) \\ \vdots \\ \hat{\bar{x}}_{N-1}(k) \end{pmatrix}$$

then, we have the following closed-loop system:

$$\begin{cases} \bar{x}(k+1) = (I \otimes A)\bar{x}(k) - (I \otimes BK)\bar{\eta}(k) \\ \bar{\eta}(k+1) = -(I \otimes BK)\bar{\eta}(k) + (I \otimes A)\hat{\bar{x}}(k) + (\tilde{D} \otimes A)\bar{\eta}(k) \\ \hat{\bar{x}}(k+1) = (I \otimes (A - HC))\hat{\bar{x}}(k) - ((I - \tilde{D}) \otimes BK)\bar{\eta}(k) \\ \quad + ((I - \tilde{D}) \otimes HC)\bar{x}(k) \end{cases}$$

By defining $\bar{e}(k) = \bar{x}(k) - \bar{\eta}(k)$ and $\tilde{e}(k) = (\bar{x}(k) - \hat{\bar{x}}(k)) - (\tilde{D} \otimes$

$I)\bar{x}(k)$, we can obtain

$$\begin{aligned}\bar{x}(k+1) &= (I \otimes (A - BK))\bar{x}(k) + (I \otimes BK)\bar{e}(k) \\ \bar{e}(k+1) &= (\tilde{D} \otimes A)\bar{e}(k) + (I \otimes A)\bar{e}(k) \\ \bar{e}(k+1) &= (I \otimes (A - HC))\bar{e}(k)\end{aligned}$$

Since $A - BK$, $\tilde{D} \otimes A$, and $A - HC$ are all Schur stable, this system is asymptotically stable. Therefore,

$$\lim_{k \rightarrow \infty} \bar{x}_i(k) = (x_i(k) - x_N(k)) \rightarrow 0$$

i.e. $x_i(k) \rightarrow x_j(k)$ as $k \rightarrow \infty$, which proves the result. \blacksquare

3 Heterogeneous MAS with Introspective Agents

In this section, we will study a heterogeneous MAS consisting of N non-identical linear agents:

$$\begin{aligned}x_i(k+1) &= A_i x_i(k) + B_i u_i(k), \\ y_i(k) &= C_i x_i(k),\end{aligned} \quad (i = 1, \dots, N) \quad (19)$$

where $x_i \in \mathbb{R}^{n_i}$, $u_i \in \mathbb{R}^{m_i}$ and $y_i \in \mathbb{R}^p$ are the state, input, output of agent i for $i = 1, \dots, N$.

The agents are introspective, meaning that each agent has access to its own local information. Specifically each agent has access to the quantity

$$z_i(k) = C_i^m x_i(k), \quad z_i \in \mathbb{R}^{q_i} \quad (20)$$

We also make the following assumption for the agents:

The communication network provides each agent with local information $\zeta_i(k)$ as (3).

Assumption 2 For agents $i \in \{1, \dots, N\}$,

- 1) (A_i, B_i) is stabilizable.
- 2) (C_i, A_i) is detectable.
- 3) (C_i, A_i, B_i) is right-invertible
- 4) (C_i^m, A_i) is detectable.

Remark 1 Right-invertibility of a triple (C_i, A_i, B_i) means that given a reference output $y_r(t)$, there exists an initial condition $x_i(0)$ and an input $u_i(t)$ such that $y_i(t) = y_r(t)$ for all non-negative integers k . For example, every single-input single-output system is right-invertible, unless its transfer function is identically zero. The definition of right-invertibility can be found in [21].

The heterogeneous MAS is said to achieve output synchronization if

$$\lim_{k \rightarrow \infty} (y_i(k) - y_j(k)) = 0, \quad \text{for } i, j \in \{1, \dots, N\}. \quad (21)$$

First, we formulate scalable output synchronization problem for heterogeneous networks as follows:

Problem 2 Consider a heterogeneous MAS described by agent models (19) and local information (20), satisfying Assumption 2 and associated network communication (3). Let \mathbb{G}^N be the set of network graphs as defined in Definition 1. The **scalable output synchronization problem based on localized information**

exchange is to find, if possible, a linear dynamic controller for each agent $i \in \{1, \dots, N\}$, using only knowledge of the agent model, i.e. (C_i, A_i, B_i) , of the form:

$$\begin{cases} x_{i,c}(k+1) = A_{i,c}x_{i,c}(k) + B_{i,c}\zeta_i(k) + C_{i,c}\hat{\zeta}_i(k) + D_{i,c}z_i(k), \\ u_i(k) = E_{i,c}x_{i,c}(k) + F_{i,c}\zeta_i(k) + G_{i,c}\hat{\zeta}_i(k) + H_{i,c}z_i(k), \end{cases} \quad (22)$$

where $\hat{\zeta}_i(k)$ is defined as (8) with $\rho_i = N_{i,c}x_{i,c}(k)$, and $x_{i,c}(k) \in \mathbb{R}^{n_{i,c}}$, such that for all initial conditions the output synchronization (21) is achieved for any graph $\mathcal{G} \in \mathbb{G}^N$ with any number of agents N .

Since (C_i^m, A_i) is detectable for $i \in \{1, \dots, N\}$, one can simply asymptotically stabilize individual agents by utilizing z_i , without any communication among agents, and hence achieve output synchronization with zero synchronization trajectory, that is $\lim_{k \rightarrow \infty} y_i(k) = 0, i \in \{1, \dots, N\}$. However, such a case is not of interest in this paper and our aim is to achieve output synchronization with nontrivial synchronization trajectory.

Next, we consider regulated output synchronization where the agent outputs converge to a priori given trajectory generated by a so-called exosystem.

The synchronized trajectory $y_r(k)$ is given by an exosystem as:

$$\begin{aligned}x_r(k+1) &= A_r x_r(k), \quad x_r(0) = x_{r,0}, \\ y_r(k) &= C_r x_r(k),\end{aligned} \quad (23)$$

where $x_r \in \mathbb{R}^r$ and $y_r \in \mathbb{R}^p$. We make the following assumption about the exosystem (23).

Assumption 3 For the exosystem (23),

- 1) (C_r, A_r) is observable.
- 2) All the eigenvalues of A_r are in the closed unit disc.

The heterogeneous MAS is said to achieve regulated output synchronization if

$$\lim_{k \rightarrow \infty} (y_i(k) - y_r(k)) = 0, \quad \text{for } i \in \{1, \dots, N\}. \quad (24)$$

We assume a nonempty subset \mathcal{C} of the agents which have access to their output relative to the output of the exosystem. In other word, each agent i has access to the quantity

$$\Psi_i(k) = \iota_i(y_i(k) - y_r(k)), \quad \iota_i = \begin{cases} 1, & i \in \mathcal{C}, \\ 0, & i \notin \mathcal{C}. \end{cases} \quad (25)$$

By combining this with (3), the information exchange among agents is given by

$$\bar{\zeta}_i(k) = \sum_{j=1}^N a_{ij}(y_i(k) - y_j(k)) + \iota_i(y_i(k) - y_r(k)). \quad (26)$$

To guarantee that each agent get the information from the exosystem, we need to make sure that there exist a path from node set \mathcal{C} to each node. Therefore, we define the following set of graphs.

Definition 2 Given a node set \mathcal{C} , we denote by $\mathbb{G}_{\mathcal{C}}^N$ the set of all graphs with N nodes containing the node set \mathcal{C} , such that every node of the network graph $\mathcal{G} \in \mathbb{G}_{\mathcal{C}}^N$ is a member of a directed tree which has its root contained in the node set \mathcal{C} .

Remark 2 Note that Definition 2 does not require necessarily the existence of directed spanning tree.

In the following, we will refer to the node set \mathcal{C} as root set in view of Definition 2. For any graph $\mathbb{G}_{\mathcal{C}}^N$, with the Laplacian matrix L , we define the expanded Laplacian matrix as:

$$\bar{L} = L + \text{diag}\{\iota_i\} = [\bar{\ell}_{ij}]_{N \times N}$$

which is not a regular Laplacian matrix associated to the graph, since the sum of its rows need not be zero. We know that Definition 2, guarantees that all the eigenvalues of \bar{L} , have positive real parts. In particular matrix \bar{L} is invertible. In terms of the coefficients of the expanded Laplacian matrix \bar{L} , $\bar{\ell}_i$ in (26) can be rewritten as:

$$\begin{aligned} \bar{\ell}_i(k) &= \frac{1}{2 + d_{in}(i)} \sum_{j=1}^N \bar{\ell}_{ij}(y_j(k) - y_r(k)) \\ &= y_i(k) - y_r(k) - \sum_{j=1}^N \bar{d}_{ij}(y_j(k) - y_r(k)) \end{aligned} \quad (27)$$

and we define

$$\bar{D} = I - (2I + D_{in})^{-1} \bar{L}. \quad (28)$$

It is easily verified that the matrix \bar{D} is a matrix with all elements non negative and the sum of each row is less than or equal to 1. The matrix \bar{D} has all eigenvalues in the open unit disk if and only if every node of the network graph \mathcal{G} is a member of a directed tree which has its root contained in the set \mathcal{C} [18, Lemma 1].

We also define $\check{\zeta}_i(k)$ as:

$$\check{\zeta}_i(k) = \frac{1}{2 + d_{in}(i)} \sum_{j=1}^N \bar{\ell}_{ij} \rho_j = \rho_i - \sum_{j=1}^N \bar{d}_{ij} \rho_j \quad (29)$$

Now we formulate the problem of scalable regulated output synchronization.

Problem 3 Consider a heterogeneous MAS described by agent models (19), local information (20) satisfying Assumption 2 and the associated exosystem (23) satisfying Assumption 3. Let a set of nodes \mathcal{C} be given which defines the set $\mathbb{G}_{\mathcal{C}}^N$. Let the associated network communication be given by (27). The **scalable regulated output synchronization problem based on localized information exchange** is to find, if possible, a linear dynamic controller for each agent $i \in \{1, \dots, N\}$, using only knowledge of the agent model, i.e. (C_i, A_i, B_i) , of the form:

$$\begin{cases} x_{i,c}(k+1) = A_{i,c}x_{i,c}(k) + B_{i,c}\bar{\zeta}_i(k) + C_{i,c}\check{\zeta}_i(k) + D_{i,c}z_i(k), \\ u_i(k) = E_{i,c}x_{i,c}(k) + F_{i,c}\bar{\zeta}_i(k) + G_{i,c}\check{\zeta}_i(k) + H_{i,c}z_i(k), \end{cases}$$

where $\check{\zeta}_i(k)$ is defined as (29) with $\rho_i = M_{i,c}x_{i,c}(k)$, and $x_{i,c}(k) \in \mathbb{R}^{n_i}$, such that for all initial conditions and for any x_{r0} , the regulated output synchronization (24) is achieved for any N and any graph $\mathcal{G} \in \mathbb{G}_{\mathcal{C}}^N$.

To obtain our results, first we design a pre-compensator to make all the agents almost identical. This process is proved by detail in [36]. Next, we show that output synchronization with respect to the new almost identical models can be achieved using the controller introduced in section 2 which is based on localized information exchange. It is worth to note that the designed collaborative protocols are scale-free since they do not need any information about the communication graph, other agent models, or number of agents.

3.1 Output synchronization

For solving output synchronization problem for heterogeneous network of N agents (19), first we recall a critical lemma as stated in [36].

Lemma 2 Consider the heterogeneous network of N agents (19) with local information (20). Let Assumption 2 hold and let \bar{n}_d denote the maximum order of infinite zeros of (C_i, A_i, B_i) , $i \in \{1, \dots, N\}$. Suppose a triple (C, A, B) is given such that

- 1) $\text{rank}(C) = p$
- 2) (C, A, B) is invertible of uniform rank $n_q \geq \bar{n}_d$, and has no invariant zeros.

Then for each agent $i \in \{1, \dots, N\}$, there exists a pre-compensator of the form

$$\begin{cases} \xi_i(k+1) = A_{i,h}\xi_i(k) + B_{i,h}z_i(k) + E_{i,h}v_i(k), \\ u_i(k) = C_{i,h}(k)\xi_i(k) + D_{i,h}v_i(k), \end{cases} \quad (30)$$

such that the interconnection of (19) and (30) can be written in the following form:

$$\begin{aligned} \bar{x}_i(k+1) &= A\bar{x}_i(k) + B(v_i(k) + d_i(k)), \\ y_i(k) &= C\bar{x}_i(k), \end{aligned} \quad (31)$$

where d_i is generated by

$$\begin{aligned} \omega_i(k+1) &= A_{i,s}\omega_i(k), \\ d_i(k) &= C_{i,s}\omega_i(k), \end{aligned} \quad (32)$$

for $i \in \{1, \dots, N\}$, where $A_{i,s}$ is Schur stable.

Proof: The proof of Lemma 2 is given in [36, Appendix A.1] by explicit construction of a pre-compensator of the form (30). ■

Remark 3 We would like to make several observations:

- 1) The property that the triple (C, A, B) is invertible and has no invariant zero implies that (A, B) is controllable and (C, A) is observable.
- 2) The triple (C, A, B) is arbitrarily assignable as long as the conditions are satisfied. In particular, one can choose the eigenvalues of A in arbitrary desired place.

Lemma 2 shows that we can design a pre-compensator based on local information z_i to transform the nonidentical agents to almost identical models given by (31) and (32). The compensated model has the same model for each agent except for different exponentially decaying signals d_i in the range space of B , generated by (32).

Protocol Design

Now, we design collaborative protocols to solve the scalable output synchronization problem as stated in Problem 2 in two steps. The design procedure is given in Protocol 3.

Protocol 3: Scale-free collaborative protocol design for output synchronization of heterogeneous MAS

- *step 1:* First, we choose design parameters (C, A, B) such that
 - 1) $\text{rank}(C) = p$
 - 2) (C, A, B) is invertible of uniform rank $n_q \geq \bar{n}_d$, and has no invariant zeros.
 - 3) eigenvalues of A are in closed unit disc.

Next, given (C, A, B) and agent models (19) we design pre-compensators as (30) for $i \in \{1, \dots, N\}$ using Lemma 2. Then, by applying (30) to agent models we get the compensated agents as (31) and (32).

- *step 2:* In this step, we design dynamic collaborative protocols based on information exchange for compensated agents (31) and (32) as follows.

$$\begin{cases} \eta_i(k+1) = A\eta_i(k) + Bv_i(k) + A\hat{x}_i(k) - A\hat{z}_i(k) \\ \hat{x}_i(k+1) = A\hat{x}_i(k) - BK\hat{z}_i(k) + H(\zeta_i(k) - C\hat{x}_i(k)) \\ v_i(k) = -K\eta_i(k), \end{cases}$$

where K is a matrix such that $A - BK$ is Schur stable and ρ_i is chosen as $\rho_i = \eta_i$ in (8) and with this choice of ρ_i , \hat{z}_i is given by:

$$\hat{z}_i(k) = \sum_{j=1}^N d_{ij}(\eta_i(k) - \eta_j(k)). \quad (33)$$

meanwhile, ζ_i is defined in (3).

- *step 3:* Finally, we combine the designed collaborative protocol for homogenized network in step 2 with pre-compensators in step 1 to get our protocol as:

$$\begin{cases} \xi_i(k+1) = A_{i,h}\xi_i(k) + B_{i,h}z_i(k) - E_{i,h}K\eta_i(k), \\ \hat{x}_i(k+1) = A\hat{x}_i(k) - BK\hat{z}_i(k) + H(\zeta_i(k) - C\hat{x}_i(k)) \\ \eta_i(k+1) = (A - BK)\eta_i(k) + A\hat{x}_i(k) - A\hat{z}_i(k) \\ u_i(k) = C_{i,h}\xi_i(k) - D_{i,h}K\eta_i(k), \end{cases} \quad (34)$$

where H and K are matrices chosen in step 2.

The architecture of the protocol is shown in Figure 3.

Then, we have the following theorem for output synchronization of heterogeneous MAS.

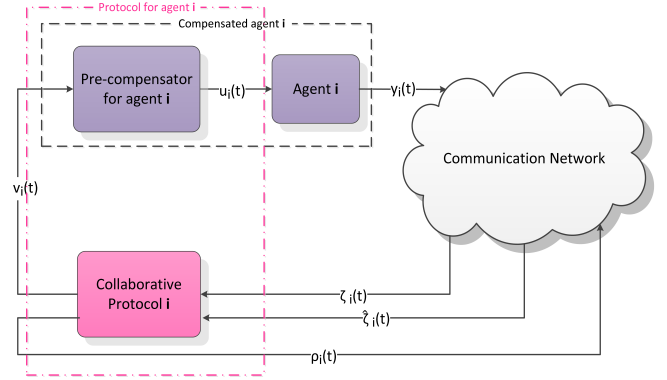


Figure 3: Architecture of Protocol 3

Theorem 3 Consider a heterogeneous MAS described by agent models (19) and local information (20) satisfying Assumption 2 and associated network communication (3) and (33). Let \mathbb{G}^N be the set of network graphs as defined in Definition 1. Then the scalable output synchronization problem based on localized information exchange as stated in Problem 2 is solvable. In particular, the dynamic protocol (34) solves the scalable output synchronization problem for any graph $\mathcal{G} \in \mathbb{G}^N$ with any number of agents N .

Proof of Theorem 3: Let $\bar{x}_i^o(k) = \bar{x}_i(k) - \bar{x}_N(k)$, $y_i^o(k) = y_i(k) - y_N(k)$, $\hat{x}_i^o(k) = \hat{x}_i(k) - \hat{x}_N(k)$, and $\eta_i^o(k) = \eta_i(k) - \eta_N(k)$, we have

$$\begin{aligned} \bar{x}_i^o(k+1) &= A\bar{x}_i^o(k) + B(v_i(k) - v_N(k) + d_i(k) - d_N(k)), \\ y_i^o(k) &= C\bar{x}_i^o(k), \\ \hat{z}_i^o(k) &= \zeta_i(k) - \zeta_N(k) = y_i^o(k) - \sum_{j=1}^{N-1} \bar{d}_{ij}y_j^o(k), \\ \hat{x}_i^o(k+1) &= A\hat{x}_i^o(k) - BK(\hat{z}_i^o(k) - \hat{z}_N^o(k)) + H(\zeta_i^o(k) - C\hat{x}_i^o(k)) \\ \eta_i^o(k+1) &= (A - BK)\eta_i^o(k) + A\hat{x}_i^o(k) - A\sum_{j=1}^{N-1} \bar{d}_{ij}\eta_j^o(k) \end{aligned}$$

where $\bar{d}_{ij} = d_{ij} - d_{Nj}$ for $i, j = 1, \dots, N-1$. We define

$$\bar{x} = \begin{pmatrix} \bar{x}_1^o \\ \vdots \\ \bar{x}_{N-1}^o \end{pmatrix}, \hat{x} = \begin{pmatrix} \hat{x}_1^o \\ \vdots \\ \hat{x}_{N-1}^o \end{pmatrix}, \eta = \begin{pmatrix} \eta_1^o \\ \vdots \\ \eta_{N-1}^o \end{pmatrix}, d = \begin{pmatrix} d_1 \\ \vdots \\ d_N \end{pmatrix}, \omega = \begin{pmatrix} \omega_1 \\ \vdots \\ \omega_N \end{pmatrix}$$

then, given that $\Pi = (I \quad -I)$, we have the following closed-loop system:

$$\begin{cases} \bar{x}(k+1) = (I \otimes A)\bar{x}(k) - (I \otimes BK)\eta + (\Pi \otimes B)d(k) \\ \hat{x}(k+1) = (I \otimes (A - HC))\hat{x}(k) - ((I - \tilde{D}) \otimes BK)\eta(k) \\ \quad + ((I - \tilde{D}) \otimes HC)\bar{x}(k) \\ \eta(k+1) = (I \otimes (A - BK) - (I - \tilde{D}) \otimes A)\eta(k) + (I \otimes A)\hat{x}(k) \end{cases}$$

By defining $e(k) = \bar{x}(k) - \eta(k)$ and $\bar{e}(k) = \bar{x}(k) - \hat{x}(k) - (\tilde{D} \otimes I)\bar{x}(k)$, we can obtain

$$\begin{aligned} \bar{x}(k+1) &= (I \otimes (A - BK))\bar{x}(k) + (I \otimes BK)e(k) \\ &\quad + (\Pi \otimes B)C_s\omega(k) \\ e(k+1) &= (\tilde{D} \otimes A)e(k) + (I \otimes A)\bar{e}(k) + (\Pi \otimes B)C_s\omega(k) \\ \bar{e}(k+1) &= (I \otimes (A - HC))\bar{e}(k) + ((I - \tilde{D})\Pi \otimes B)C_s\omega(k) \\ \omega(k+1) &= A_s\omega(k) \end{aligned}$$

where $A_s = \text{diag}\{A_{i,s}\}$ and $C_s = \text{diag}\{C_{i,s}\}$. Since $A - BK$, $\tilde{D} \otimes A$, $A - HC$, and A_s are Schur stable, the system is asymptotically stable. Therefore,

$$\lim_{k \rightarrow \infty} \tilde{x}_i(k) = (x_i(k) - x_N(k)) \rightarrow 0$$

i.e. $x_i(k) \rightarrow x_j(k)$ as $k \rightarrow \infty$, which proves the result. ■

3.2 Regulated output synchronization

Like output synchronization, for solving the regulated output synchronization problem for a network of N agents (19), our design procedure consists of three steps.

To obtain our results for regulated output synchronization, we need the following lemma from [36].

Lemma 3 ([36]) *There exists another exosystem given by:*

$$\begin{aligned} \check{x}_r(k+1) &= \check{A}_r \check{x}_r(k), & \check{x}_r(0) &= \check{x}_{r0} \\ y_r(k) &= \check{C}_r \check{x}_r(k), \end{aligned} \quad (35)$$

such that for all $x_{r0} \in \mathbb{R}^r$, there exists $\check{x}_{r0} \in \mathbb{R}^r$ for which (35) generate exactly the same output y_r as the original exosystem (23). Furthermore, we can find a matrix \check{B}_r such that the triple $(\check{C}_r, \check{A}_r, \check{B}_r)$ is invertible, of uniform rank n_q , and has no invariant zero, where n_q is an integer greater than or equal to maximal order of infinite zeros of $(C_i, A_i, B_i), i \in \{1, \dots, N\}$ and all the observability indices of (C_r, A_r) . Note that the eigenvalues of \check{A}_r consists of all eigenvalues of A_r and additional zero eigenvalues.

Protocol Design

Now, we design collaborative protocols to solve the scalable regulated output synchronization problem as stated in Problem 3 in two steps. The design procedure is given in Protocol 4.

Then, we have the following theorem for regulated output synchronization of heterogeneous MAS.

Theorem 4 *Consider a heterogeneous MAS described by agent models (19), local information (20) satisfying Assumption 2 and the associated exosystem (23) satisfying Assumption 3. Let a set of nodes \mathcal{C} be given which defines the set $\mathbb{G}_{\mathcal{C}}^N$. Let the associated network communication be given by (27) and (29). Then, the scalable regulated output synchronization problem based on localized information exchange as defined in Problem 3 is solvable. In particular, the dynamic protocol (36) solves the scalable regulated output synchronization problem for any graph $\mathcal{G} \in \mathbb{G}_{\mathcal{C}}^N$ with any number of agents N .*

Proof of Theorem 4: Following Lemma 2, we can design a pre-compensator (30), for each agent, $i \in \{1, \dots, N\}$, such that the interconnection of (19) and (30) is as:

$$\begin{aligned} \tilde{x}_i(k+1) &= \check{A}_r \tilde{x}_i(k) + \check{B}_r(v_i(k) + d_i(k)), \\ y_i(k) &= \check{C}_r \tilde{x}_i(k), \end{aligned} \quad (37)$$

where d_i is given by (32).

Protocol 4: Scale-free collaborative protocol design for regulated output synchronization of heterogeneous MAS

First in *step 1*, after choosing appropriate $(\check{C}_r, \check{A}_r, \check{B}_r)$, we design pre-compensators like *step 1* of previous section. Next, in *step 2* we design dynamic collaborative protocols based on localized information exchange for almost identical agents (31) and (32) for $i \in \{1, \dots, N\}$ as follows:

$$\begin{cases} \eta_i(k+1) = \check{A}_r \eta_i(k) + \check{B}_r v_i(k) + \check{A}_r \hat{x}_i(k) - \check{A}_r \check{\zeta}_i(k) \\ \hat{x}_i(k+1) = \check{A}_r \hat{x}_i(k) + H(\check{\zeta}_i(k) - \check{C}_r \hat{x}_i(k)) - \check{B}_r K \check{\zeta}_i(k) \\ v_i(k) = -K \eta_i(k), \end{cases}$$

where H and K are matrices such that $\check{A}_r - H\check{C}_r$ and $\check{A}_r - \check{B}_r K$ are Schur stable. The network information $\check{\zeta}_i$ is defined as (29) and $\check{\zeta}_i$ is defined as (27). Like design procedure in the previous subsection, we combine the designed dynamic collaborative protocols and pre-compensators to get the final protocol as:

$$\begin{cases} \xi_i(k+1) = A_{i,h} \xi_i(k) + B_{i,h} z_i(k) - E_{i,h} K \eta_i(k), \\ \hat{x}_i(k+1) = \check{A}_r \hat{x}_i(k) + H(\check{\zeta}_i(k) - \check{C}_r \hat{x}_i(k)) - \check{B}_r K \check{\zeta}_i(k) \\ \eta_i(k+1) = (\check{A}_r - \check{B}_r K) \eta_i(k) + \check{A}_r \hat{x}_i(k) - \check{A}_r \check{\zeta}_i(k) \\ u_i(k) = C_{i,h} \xi_i(k) - D_{i,h} K \eta_i(k), \end{cases} \quad (36)$$

where H and K are matrices as defined in step 2.

The architecture of the protocol is shown in Figure 4.

First, let $\tilde{x}_i = \bar{x}_i - \check{x}_r$. We define

$$\tilde{x} = \begin{pmatrix} \tilde{x}_1 \\ \vdots \\ \tilde{x}_N \end{pmatrix}, \hat{x} = \begin{pmatrix} \hat{x}_1 \\ \vdots \\ \hat{x}_N \end{pmatrix}, \eta = \begin{pmatrix} \eta_1 \\ \vdots \\ \eta_N \end{pmatrix}, d = \begin{pmatrix} d_1 \\ \vdots \\ d_N \end{pmatrix}, \omega = \begin{pmatrix} \omega_1 \\ \vdots \\ \omega_N \end{pmatrix}$$

then we have the following closed-loop system

$$\begin{cases} \tilde{x}(k+1) = (I \otimes \check{A}_r) \tilde{x}(k) - (I \otimes \check{B}_r K) \eta(k) + (I \otimes \check{B}_r) d(k) \\ \eta(k+1) = -(I \otimes \check{B}_r K) \eta(k) + (I \otimes \check{A}_r) \hat{x}(k) + (\bar{D} \otimes \check{A}_r) \eta(k) \\ \hat{x}(k+1) = [I \otimes (\check{A}_r - H\check{C}_r)] \hat{x}(k) - [(I - \bar{D}) \otimes \check{B}_r K] \eta(k) \\ \quad + [(I - \bar{D}) \otimes H\check{C}_r] \tilde{x}(k) \end{cases}$$

By defining $e(k) = \tilde{x}(k) - \eta(k)$ and $\tilde{e}(k) = (\tilde{x}(k) - \hat{x}(k)) - (\bar{D} \otimes I) \tilde{x}(k)$, we can obtain

$$\begin{aligned} \tilde{x}(k+1) &= [I \otimes (\check{A}_r - \check{B}_r K)] \tilde{x}(k) + (I \otimes \check{B}_r K) e(k) \\ &\quad + (I \otimes \check{B}_r) C_s \omega(k) \\ e(k+1) &= (\bar{D} \otimes \check{A}_r) e(k) + (I \otimes \check{A}_r) \tilde{e}(k) + (I \otimes \check{B}_r) C_s \omega(k) \\ \tilde{e}(k+1) &= [I \otimes (\check{A}_r - H\check{C}_r)] \tilde{e}(k) + ((I - \bar{D}) \otimes \check{B}_r) C_s \omega(k) \\ \omega(k+1) &= A_s \omega(k) \end{aligned}$$

where $A_s = \text{diag}\{A_{i,s}\}$ and $C_s = \text{diag}\{C_{i,s}\}$. Since $\check{A}_r - \check{B}_r K$, $\bar{D} \otimes \check{A}_r$, $\check{A}_r - H\check{C}_r$, and A_s are Schur stable, the system is asymptotically stable. Therefore,

$$\lim_{k \rightarrow \infty} \tilde{x}_i(k) = (x_i(k) - x_r(k)) \rightarrow 0$$

i.e. $x_i(k) \rightarrow x_r(k)$ as $k \rightarrow \infty$, which proves the result. ■

4 Numerical Example

In this section, we will provide a numerical example for state synchronization of homogeneous MAS with partial-state coupling.

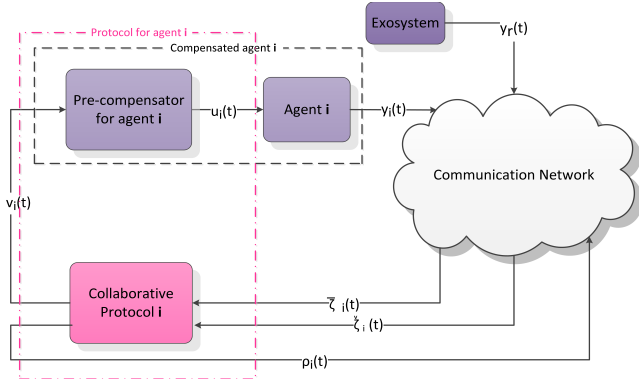


Figure 4: Architecture of Protocol 4

Consider agent models for $i = \{1, \dots, N\}$ as

$$\begin{aligned} x_i(k+1) &= \begin{pmatrix} 0.5 & 1 & 1 \\ 0 & 0.866 & -0.5 \\ 0 & 0.5 & 0.866 \end{pmatrix} x_i(k) + \begin{pmatrix} 0 \\ 0 \\ 1 \end{pmatrix} u_i(k), \\ y_i(k) &= (1 \ 0 \ 0) x_i(k) \end{aligned} \quad (38)$$

We choose $H^T = (1.4327 \ 0.4143 \ 0.6993)$ and $K = (0.0695 \ 1.7625 \ 1.2051)$. Therefore our scale-free collaborative *Protocol 2* would be as follows.

$$\begin{cases} \eta_i(k+1) = \begin{pmatrix} 0.5 & 1 & 1 \\ 0 & 0.866 & -0.5 \\ -0.0695 & -1.2625 & -0.3391 \end{pmatrix} \eta_i(k) \\ \quad + \begin{pmatrix} 0.5 & 1 & 1 \\ 0 & 0.866 & -0.5 \\ 0 & 0.5 & 0.866 \end{pmatrix} (\hat{x}_i(k) - \hat{\zeta}_i(k)) \\ \hat{x}_i(k+1) = \begin{pmatrix} -0.9327 & 1 & 1 \\ -0.4143 & 0.866 & -0.5 \\ -0.6993 & 0.5 & 0.866 \end{pmatrix} \hat{x}_i(k) \\ \quad - \begin{pmatrix} 0 & 0 & 0 \\ 0 & 0 & 0 \\ 0.0695 & 1.7625 & 1.2051 \end{pmatrix} \hat{\zeta}_i(k) + \begin{pmatrix} 1.4327 \\ 0.4143 \\ 0.6993 \end{pmatrix} \zeta_i(k) \\ u_i(k) = -(0.0695 \ 1.7625 \ 1.2051) \eta_i(k) \end{cases} \quad (39)$$

Now we are creating three homogeneous MAS with different number of agents and different communication topologies to show that the designed collaborative protocol (39) is independent of the communication network and number of agents N .

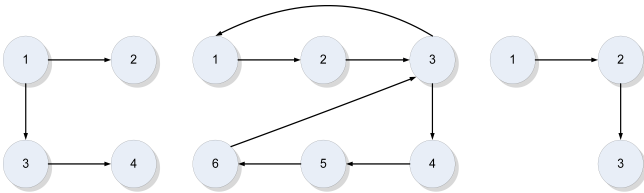


Figure 5: Communication graph for a. case I, b. case II, c. case III

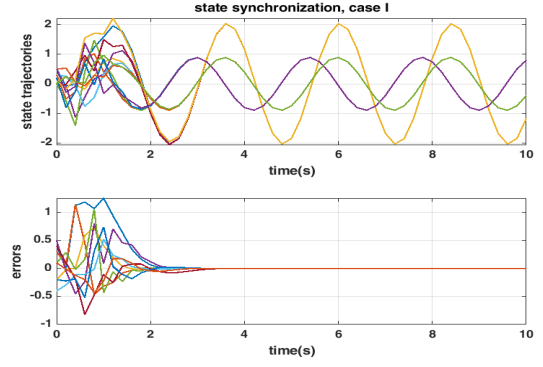


Figure 6: State synchronization for MAS with communication graph I.

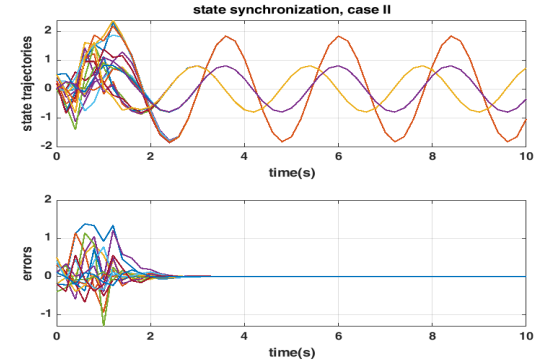


Figure 7: State synchronization for MAS with communication graph II.

- *Case I*: Consider MAS with 4 agents $N = 4$, and directed communication topology shown in Figure 5.a.
- *Case II*: In this case, we consider MAS with 6 agents $N = 6$, and directed communication topology shown in Figure 5.b.
- *Case III*: Finally, we consider the MAS with 3 agents, $N = 3$ and communication graph shown in Figure 5.c.

The results are demonstrated in Figure 6-8. The simulation results show that the protocol design (39) is independent of the communication graph and is scale-free so that we can achieve synchronization with one-shot protocol design, for any graph with any number of agents.

References

- [1] P.Y. Chebotarev and R. Agaev. Forest matrices around the Laplacian matrix. *Lin. Alg. Appl.*, 356:253–274, 2002.
- [2] N. Chopra. Output synchronization on strongly connected graphs. *IEEE Trans. Aut. Contr.*, 57(1):2896–2901, 2012.
- [3] D. Chowdhury and H. K. Khalil. Synchronization in networks of identical linear systems with reduced information. In *American Control Conference*, pages 5706–5711, Milwaukee, WI, 2018.
- [4] A. Eichler and H. Werner. Closed-form solution for optimal convergence speed of multi-agent systems with discrete-time double-integrator dynamics for fixed weight ratios. *Syst. & Contr. Letters*, 71:7–13, 2014.

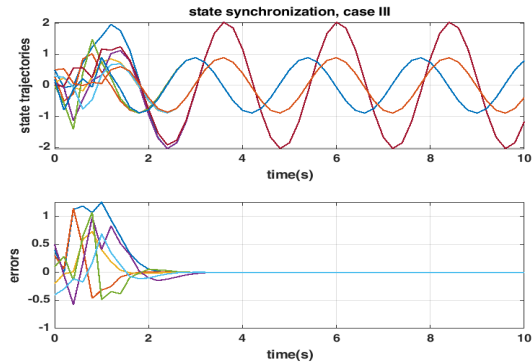


Figure 8: State synchronization for MAS with communication graph *III*.

- [5] C. Godsil and G. Royle. *Algebraic graph theory*, volume 207 of *Graduate Texts in Mathematics*. Springer-Verlag, New York, 2001.
- [6] H.F. Grip, A. Saberi, and A.A. Stoorvogel. On the existence of virtual exosystems for synchronized linear networks. *Automatica*, 49(10):3145–3148, 2013.
- [7] H.F. Grip, A. Saberi, and A.A. Stoorvogel. Synchronization in networks of minimum-phase, non-introspective agents without exchange of controller states: homogeneous, heterogeneous, and nonlinear. *Automatica*, 54:246–255, 2015.
- [8] H.F. Grip, T. Yang, A. Saberi, and A.A. Stoorvogel. Output synchronization for heterogeneous networks of non-introspective agents. *Automatica*, 48(10):2444–2453, 2012.
- [9] C.N. Hadjicostis and T. Charalambous. Average consensus in the presence of delays in directed graph topologies. *IEEE Trans. Aut. Contr.*, 59(3):763–768, 2014.
- [10] K. Hengster-Movric, K. You, F.L. Lewis, and L. Xie. Synchronization of discrete-time multi-agent systems on graphs using Riccati design. *Automatica*, 49(2):414–423, 2013.
- [11] R. Horn and C.R. Johnson. *Topics in matrix analysis*. Cambridge University Press, Cambridge, 1991.
- [12] H. Kim, H. Shim, J. Back, and J. Seo. Consensus of output-coupled linear multi-agent systems under fast switching network: averaging approach. *Automatica*, 49(1):267–272, 2013.
- [13] J. Lee, J. Kim, and H. Shim. Disc margins of the discrete-time LQR and its application to consensus problem. *Int. J. System Science*, 43(10):1891–1900, 2012.
- [14] T. Li and J. Zhang. Consensus conditions of multi-agent systems with time-varying topologies and stochastic communication noises. *IEEE Trans. Aut. Contr.*, 55(9):2043–2057, 2010.
- [15] X. Li, Y. C. Soh, L. Xie, and F. L. Lewis. Cooperative output regulation of heterogeneous linear multi-agent networks via H_∞ performance allocation. *IEEE Trans. Aut. Contr.*, 64(2):683–696, 2019.
- [16] Z. Li, Z. Duan, and G. Chen. Consensus of discrete-time linear multi-agent system with observer-type protocols. *Discrete and Continuous Dynamical Systems. Series B*, 16(2):489–505, 2011.
- [17] Z. Liu, A. Saberi, A. A. Stoorvogel, and D. Nojavanzadeh. Global and semi-global regulated state synchronization for homogeneous networks of non-introspective agents in presence of input saturation—A scale-free protocol design. In *IEEE Conference on Decision and Control (CDC)*, 2019.
- [18] Z. Liu, A. Saberi, A.A. Stoorvogel, and D. Nojavanzadeh. Regulated state synchronization of homogeneous discrete-time multi-agent systems via partial state coupling in presence of unknown communication delays. *IEEE Access*, 7:7021–7031, 2019.
- [19] Z. Liu, M. Zhang, A. Saberi, and A. A. Stoorvogel. State synchronization of multi-agent systems via static or adaptive nonlinear dynamic protocols. *Automatica*, 95:316–327, 2018.
- [20] Z. Liu, M. Zhang, A. Saberi, and A.A. Stoorvogel. Passivity based state synchronization of homogeneous discrete-time multi-agent systems via static protocol in the presence of input delay. *European Journal of Control*, 41:16–24, 2018.
- [21] P. Moylan. Stable inversion of linear systems. *IEEE Trans. Aut. Contr.*, 22(1):74–78, 1977.
- [22] D. Nojavanzadeh, Z. Liu, A. Saberi, and A. A. Stoorvogel. Output and regulated output synchronization of heterogeneous multi-agent systems: A scale-free protocol design using no information about communication network and the number of agents. In *American Control Conference (ACC)*, 2020.
- [23] R. Olfati-Saber, J.A. Fax, and R.M. Murray. Consensus and cooperation in networked multi-agent systems. *Proc. of the IEEE*, 95(1):215–233, 2007.
- [24] R. Olfati-Saber and R.M. Murray. Consensus problems in networks of agents with switching topology and time-delays. *IEEE Trans. Aut. Contr.*, 49(9):1520–1533, 2004.
- [25] W. Ren. On consensus algorithms for double-integrator dynamics. *IEEE Trans. Aut. Contr.*, 53(6):1503–1509, 2008.
- [26] W. Ren and R.W. Beard. Consensus seeking in multiagent systems under dynamically changing interaction topologies. *IEEE Trans. Aut. Contr.*, 50(5):655–661, 2005.
- [27] W. Ren and Y.C. Cao. *Distributed coordination of multi-agent networks*. Communications and Control Engineering. Springer-Verlag, London, 2011.
- [28] L. Scardovi and R. Sepulchre. Synchronization in networks of identical linear systems. *Automatica*, 45(11):2557–2562, 2009.
- [29] J.H. Seo, J. Back, H. Kim, and H. Shim. Output feedback consensus for high-order linear systems having uniform ranks under switching topology. *IET Control Theory and Applications*, 6(8):1118–1124, 2012.
- [30] J.H. Seo, H. Shim, and J. Back. Consensus of high-order linear systems using dynamic output feedback compensator: low gain approach. *Automatica*, 45(11):2659–2664, 2009.
- [31] Y. Su and J. Huang. Stability of a class of linear switching systems with applications to two consensus problem. *IEEE Trans. Aut. Contr.*, 57(6):1420–1430, 2012.
- [32] S.E. Tuna. LQR-based coupling gain for synchronization of linear systems. Available: arXiv:0801.3390v1, 2008.
- [33] S.E. Tuna. Synchronizing linear systems via partial-state coupling. *Automatica*, 44(8):2179–2184, 2008.
- [34] S.E. Tuna. Conditions for synchronizability in arrays of coupled linear systems. *IEEE Trans. Aut. Contr.*, 55(10):2416–2420, 2009.
- [35] X. Wang, A. Saberi, A.A. Stoorvogel, H.F. Grip, and T. Yang. Synchronization in a network of identical discrete-time agents with uniform constant communication delay. *Int. J. Robust & Nonlinear Control*, 24(18):3076–3091, 2014.
- [36] X. Wang, A. Saberi, and T. Yang. Synchronization in heterogeneous networks of discrete-time introspective right-invertible agents. *Int. J. Robust & Nonlinear Control*, 24(18):3255–3281, 2013.
- [37] P. Wieland, J.S. Kim, and F. Allgöwer. On topology and dynamics of consensus among linear high-order agents. *International Journal of Systems Science*, 42(10):1831–1842, 2011.
- [38] P. Wieland, R. Sepulchre, and F. Allgöwer. An internal model

principle is necessary and sufficient for linear output synchronization. *Automatica*, 47(5):1068–1074, 2011.

- [39] C.W. Wu. *Synchronization in complex networks of nonlinear dynamical systems*. World Scientific Publishing Company, Singapore, 2007.
- [40] T. Yang, A. Saberi, A.A. Stoorvogel, and H.F. Grip. Output synchronization for heterogeneous networks of introspective right-invertible agents. *Int. J. Robust & Nonlinear Control*, 24(13):1821–1844, 2014.
- [41] K. You and L. Xie. Network topology and communication data rate for consensusability of discrete-time multi-agent systems. *IEEE Trans. Aut. Contr.*, 56(10):2262–2275, 2011.
- [42] H. Zhao, J. Park, Y. Zhang, and H. Shen. Distributed output feedback consensus of discrete-time multi-agent systems. *Neurocomputing*, 138:86–91, 2014.
- [43] B. Zhou, C. Xu, and G. Duan. Distributed and truncated reduced-order observer based output feedback consensus of multi-agent systems. *IEEE Trans. Aut. Contr.*, 59(8):2264–2270, 2014.