

Turbulence is an ineffective mixer when Schmidt numbers are large

Dhawal Buaria,^{1,*} Matthew P. Clay,² Katepalli R. Sreenivasan,^{1,3} and P. K. Yeung^{2,4}

¹*Tandon School of Engineering, New York University, New York, NY 11201, USA*

²*School of Aerospace Engineering, Georgia Institute of Technology, Atlanta, GA 30332, USA*

³*Department of Physics and the Courant Institute of Mathematical Sciences,
New York University, New York, NY 10012, USA*

⁴*School of Mechanical Engineering, Georgia Institute of Technology, Atlanta, GA 30332, USA*

(Dated: April 15, 2020)

We solve the advection-diffusion equation for a stochastically stationary passive scalar θ , in conjunction with forced 3D Navier-Stokes equations, using direct numerical simulations in periodic domains of various sizes, the largest being 8192^3 . The Taylor micro-scale Reynolds number varies in the range 140 – 650 and the Schmidt number $Sc \equiv \nu/D$ in the range 1 – 512, where ν is the kinematic viscosity of the fluid and D is the molecular diffusivity of θ . Our results show that turbulence becomes less effective as a mixer when Sc is large. First, the mean scalar dissipation rate $\langle \chi \rangle = 2D \langle |\nabla \theta|^2 \rangle$, when suitably non-dimensionalized, decreases as the inverse of $\log Sc$. Second, 1D cuts through the scalar field indicate increasing density of sharp fronts on larger scales, oscillating with large excursions and reduced mixing. The scaling exponents of the scalar structure functions in the inertial-convective range saturate with respect to the moment order and the saturation exponent approaches unity as Sc increases, qualitatively consistent with 1D cuts of the scalar.

Introduction: An important property of fluid turbulence is that it mixes substances extremely well [1]. Thus, any circumstances in which turbulence loses that property is important to study and understand, from both theoretical and practical perspectives. This Letter examines one instance in which turbulence loses its ability to perform mixing. By analyzing a massive database generated through state-of-the-art direct numerical simulations (DNS) of the governing equations, we show that turbulence becomes a weak mixer in high Reynolds number turbulence when the Schmidt number, $Sc \equiv \nu/D$, is rendered very large. Here ν is the kinematic viscosity of the fluid and D is the molecular diffusivity of the mixing substance.

The rate of mixing of the scalar θ is related to the average ‘dissipation’ rate $\langle \chi \rangle$ of its variance, defined as $\langle \chi \rangle = 2D \langle |\nabla \theta|^2 \rangle$. There is a general claim that χ remains finite even when molecular diffusivity $D \rightarrow 0$. This claim derives from the analogy with the mean dissipation rate of turbulent kinetic energy, whose essential character is that it is independent of viscosity when the latter is sufficiently small [2, 3]. There is concrete empirical evidence that this result is essentially correct [4–7]. The question is whether the analogous property holds for passive scalars advected by turbulence for weak diffusivity [8–11]. We show that it does not hold.

There is some evidence scalar dissipation indeed becomes independent of D for small D when $Sc = \mathcal{O}(1)$ [11]—i.e., ν and D are both equally small. Figure 1 shows that $\langle \chi \rangle$, non-dimensionalized by the large-scale quantity $\langle \theta^2 \rangle u' / L$, becomes independent of D for small D , or for large Taylor-scale Péclet number $Pe_\lambda = u' \lambda / D$; here u' is the root-mean-square (rms) velocity fluctuations and $\lambda = u' / \sqrt{\langle (\partial u / \partial x)^2 \rangle}$ is the Taylor microscale, and L/u' is the time characteristic of the large scale L . There was

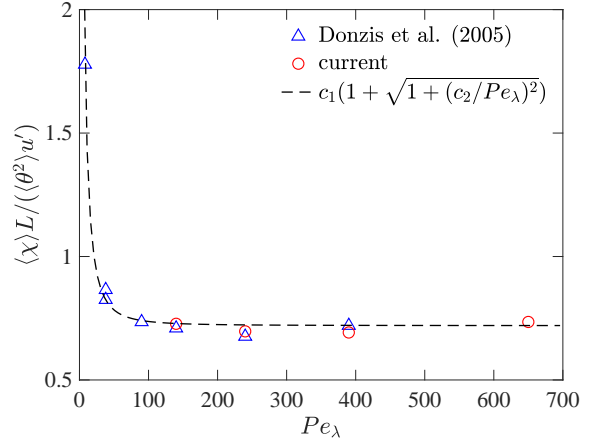


FIG. 1. The plot shows the behavior of scalar dissipation rate as a function of $Pe \propto 1/D$. The data in (blue) triangles are from [11]; the new data are described below. In Ref. [11], the fit to the data, shown by the dashed line, had the functional form shown in the legend, with $c_1 = 0.36$ and $c_2 = 31$.

already some suggestion in [11] that the asymptotically constant values of $\langle \chi \rangle L / (\langle \theta^2 \rangle u')$ become smaller with increasing Sc , but the data available at that time were limited and inconclusive.

Direct numerical simulations: The data examined in this work were generated using the canonical DNS setup of isotropic turbulence in a periodic domain [12, 13], forced at large scales to maintain statistical stationarity. The passive scalar is obtained by simultaneously solving the advection-diffusion equation in the presence of mean uniform gradient $\nabla \Theta = (G, 0, 0)$ along one of the Cartesian directions, x [14]. For $Sc = 1$, we utilize the conventional Fourier pseudo-spectral methods for both the velocity and scalar fields. For $Sc = 4$ and higher,

R_λ	Sc	N_v^3	$k_{max}\eta$	N_θ^3	$k_{max}\eta_B$
140	1	512^3	3	512^3	3
140	4	512^3	3	1024^3	3
140	4	512^3	3	2048^3	6
140	8	256^3	1.5	1024^3	2
140	8	512^3	3	1024^3	2
140	8	512^3	3	2048^3	4
140	16	256^3	1.5	1024^3	1.5
140	16	256^3	1.5	2048^3	3
140	16	512^3	3	1024^3	1.5
140	16	512^3	3	2048^3	3
140	32	512^3	3	2048^3	2
140	32	512^3	3	2048^3	2
140	32	1024^3	6	4096^3	4
140	64	512^3	3	2048^3	1.5
140	64	1024^3	6	4096^3	3
140	128	512^3	3	4096^3	2
140	256	1024^3	6	8192^3	3
140	512	1024^3	6	8192^3	2
240	1	1024^3	3	1024^3	3
390	1	2048^3	3	2048^3	3
390	8	2048^3	3	8192^3	4
650	1	4096^3	3	4096^3	3

TABLE I. Simulation parameters for the DNS runs used in the current work: the Taylor-scale Reynolds number R_λ , the Schmidt number Sc , the number of grid points for the velocity and scalar fields, N_v^3 and N_θ^3 , and the spatial resolution for the velocity and scalar fields, $k_{max}\eta$ and $k_{max}\eta_B$, in that order. Most of the simulations at $R_\lambda = 140$ were previously reported in [18]. All simulations were run for at least 10 large-scale turnover times in the statistically stationary state, so all results presented here show excellent statistical convergence. The data for $Sc = 256$ is from an independent, unpublished simulation by K. Ravikumar at Georgia Tech, and corresponds to 5 turnover times.

we utilize a hybrid approach [15–17], where the velocity field is obtained pseudo-spectrally, focused on resolving the Kolmogorov length scale η , and the scalar field by using compact finite differences on a finer grid to adequately resolve the smaller Batchelor scale $\eta_B = \eta/\sqrt{Sc}$. The database is summarized in Table I.

The mean scalar dissipation and the reduction of mixing around the diffusive scale: Here we explore the influence of Sc on mean scalar dissipation rate, $\langle\chi\rangle$. We see in Fig. 2 that the asymptotic value of scalar dissipation continually decreases with Sc . In fact, using arguments based on functional form of the scalar spectrum, the authors of refs. [11, 19] showed that the inverse scalar dissipation rate ($\langle\theta^2\rangle u'/\langle\chi\rangle L$) varies as $\log Sc$. In order to see this behavior clearly, we plot the inverse dissipation versus $\log Sc$ in the inset of Fig. 2. The data are in excellent agreement with expectations.

The observation that the normalized scalar dissipation tends to zero in the limit $Sc \rightarrow \infty$, albeit logarithmically, suggests that the diffusivity is ultimately incapable of smoothing the scalar fluctuations and that there is no mixing at small scales. This picture can be intuitively

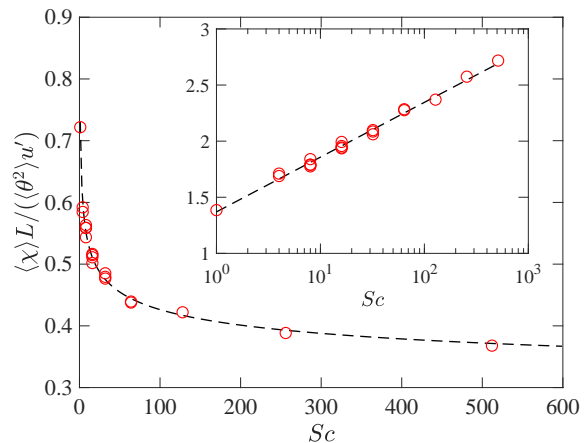


FIG. 2. Test for scalar dissipation anomaly at $R_\lambda = 140$ with increasing Sc . The mean scalar dissipation rate is normalized as in Fig. 1. The dashed line corresponds to $1/\log Sc$ dependence. The inset shows the inverse of these data versus Sc on log-linear axes, affirming the $\log Sc$ dependence.

understood from a Lagrangian perspective by considering trajectories of individual scalar particles [20–22]. Physically, mixing occurs when some local concentration of scalar particles eventually disperses through the fluid under the combined action of turbulence and molecular diffusion. If we consider two coincident scalar particles, the diffusivity is necessary to create some finite separation, thereafter allowing turbulence to take over; however, in the limit of $D \rightarrow 0$, they cannot separate and the action of turbulence does not manifest [23, 24]. In fact, based on Lagrangian data of diffusing particles, an indication of decreasing scalar dissipation with increasing Sc was already present in [24]. Another useful inference is that the time to mix a passive scalar increases like $\log Sc$; in the limit $Sc \rightarrow \infty$, the mixing becomes infinitely slow.

Reduced mixing at larger scales: Figure 3 shows typical 1D cuts of the scalar field in the direction of the mean gradient. The upper panel corresponds to fixed $Sc = 1$ and increasing R_λ . The well known ramp-cliff structures (see [25–28]) are clearly evident in all traces, with disorganized small-scale fluctuations superimposed on them. With increasing R_λ , small-scale fluctuations become more conspicuous as one expects, but the steep cliffs remain. In the lower panel, the cuts are for fixed $R_\lambda = 140$ with Sc varying from 1 to 512. For low to moderate Sc , the ramp-cliff structures stand out as before, but superimposed on them are oscillations in the scalar field that become stronger with increasing Sc . The ramp-cliff structures continue to be present even at the highest Sc ($= 512$), but are overwhelmed by sharp oscillations essentially between the smallest and largest concentrations, generating intermediate levels of the scalar θ far less frequently (i.e., producing reduced mixing).

The standard interpretation of energy dissipation is

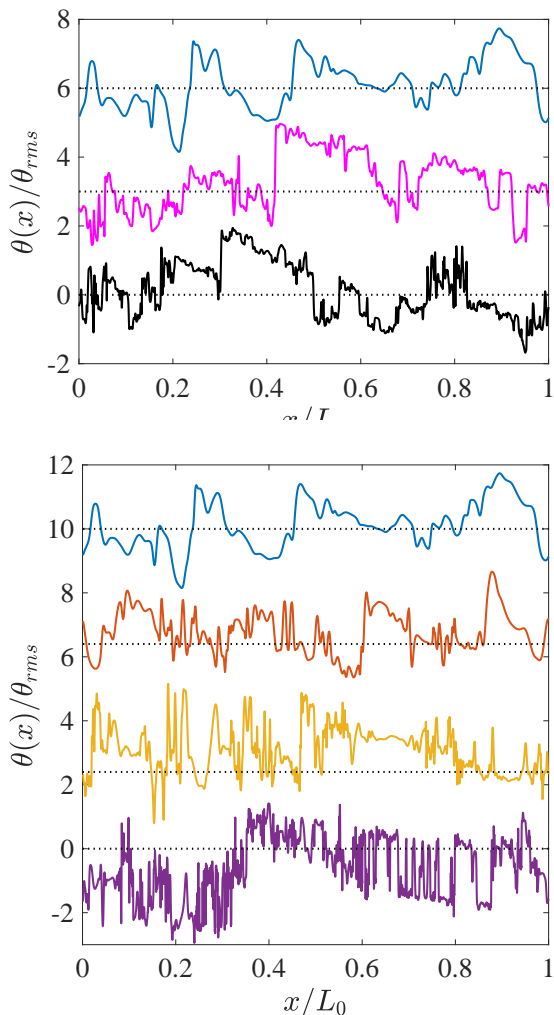


FIG. 3. Typical one-dimensional cuts of the scalar field, normalized by the rms, in the direction of the imposed mean gradient (x), highlighting the changing character of the signals. $L_0 = 2\pi$ is the domain length. The curves in the upper panel correspond to fixed $Sc = 1$ and $R_\lambda = 140, 390$ and 650 from top to bottom; those in the lower panel are for fixed $R_\lambda = 140$ and $Sc = 1, 8, 64$ and 512 from top to bottom. The curves are shifted for clarity, as indicated by dotted horizontal lines.

that it is the ultimate manifestation of energy flux from the large scales through intermediate ranges to the smallest. A similar interpretation holds for scalar dissipation. The vanishing of the scalar dissipation not only suggests that mixing is reduced at the smallest scales, but also that there is reduced flux of the scalar variance at larger scales where the advective action of turbulence overwhelms the role of diffusivity.

Structure functions: To elaborate this point further, we consider the scalar increment $\Delta_r\theta$ between two points separated by distance r , whose moments are the scalar structure functions. In the so-called inertial-convective range, the p -th order structure function is expected to

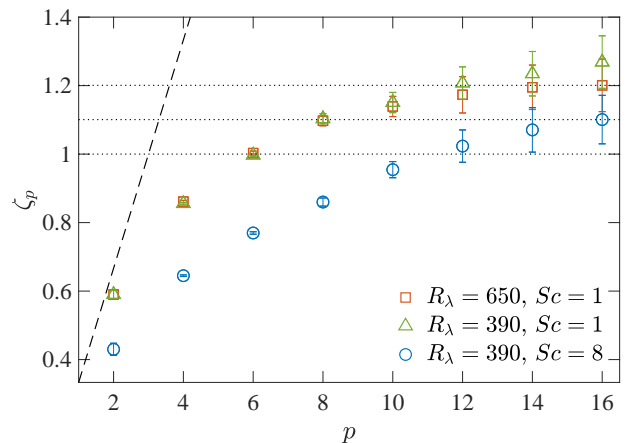


FIG. 4. The scalar increment exponent, ζ_p , as a function of the moment order p for various combinations of R_λ and Sc shown in the legend. The error bars indicate 95% confidence interval. The dotted lines at 1.2 and 1.1 correspond to saturation values for the present data at $Sc = 1$ and 8, respectively, whereas the dotted line at 1 is the likely saturation value in the limit of $Sc \rightarrow \infty$, as will be determined momentarily. The dashed line, $\zeta_p = p/3$, is the Kolmogorov phenomenology.

follow a power law of the form $\langle (\Delta_r\theta)^p \rangle \sim r^{\zeta_p}$, where ζ_p is anomalous with respect to the Kolmogorov phenomenology (i.e., $\zeta_p = p/3$) [9, 29, 30]. In order to extract ζ_p , we have followed an analysis similar to the recent work [31] where ζ_2 was obtained by a power law fit in the inertial-convective range, and higher order moments were extracted through extended self-similarity. Although not shown here, we have performed extensive tests (as in [31]) to establish statistical convergence of structure functions of high orders.

The scaling exponents ζ_p are plotted against the moment order in Fig. 4, for $R_\lambda \geq 390$. The results for $R_\lambda = 650$ and $Sc = 1$ are virtually identical to those of [31], and reaffirm that the scalar exponents saturate to $\lim_{p \rightarrow \infty} \zeta_p = \zeta_\infty \approx 1.2$. In comparison, the exponents for $R_\lambda = 390$ and $Sc = 1$ are mostly identical to those at $R_\lambda = 650$, but differ somewhat for $p \geq 12$ (possibly due to a slightly smaller scaling range from which the exponents were extracted). The more important result is that for $R_\lambda = 390$ and $Sc = 8$ the exponents are consistently smaller than those for $Sc = 1$ and appear to saturate at a smaller value of $\zeta_\infty \approx 1.1$. Evidently, the smaller saturation value for larger Sc invites the question as to whether it is bounded as $Sc \rightarrow \infty$.

To obtain a definitive answer, one needs to obtain data for higher Sc for at least $R_\lambda = 390$ for which convincing scaling exists (as demonstrated in [31] for $Sc = 1$), but they are currently unattainable for large Sc and unlikely to be obtained anytime soon. We have therefore analyzed the data at the lower R_λ of 140, for which inertial range characteristics just begin to manifest [12, 32]. In

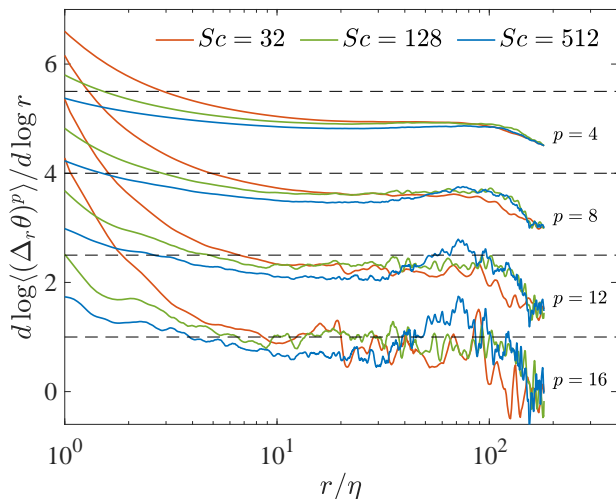


FIG. 5. The local slope of p -th order scalar structure functions at $R_\lambda = 140$ and $Sc = 32, 128$ and 512 . The curves are shown for $p = 4, 8, 12$ and 16 . They are shifted vertically for clarity and the corresponding dashed lines represent a local slope of unity.

Fig. 5, we show the local slope of the p -th order structure function for $p=4, 8, 12$ and 16 and $Sc=32, 128$ and 512 ; the curves for different values of p are shifted for clarity and the dashed lines represent local slopes of unity. With increasing p , the curves for all Sc progressively get closer to their respective dashed lines. If we focus on the region $r/\eta \gtrsim 30$, which nominally corresponds to onset of the inertial-convective range, it also appears that the local slope for all Sc are approximately equal for highest p values, and close to unity—hinting that the high-order exponents saturate at about 1 as $Sc \rightarrow \infty$.

Co-dimension result: Finally, we turn to quantifying the fractal dimension of the sharp scalar fronts and understanding how it relates to the saturation exponent. In the recent work [31], the authors found that the saturation exponent ζ_∞ and the box counting dimension D_F of the sharp scalar fronts, satisfying the threshold $|\partial\theta/\partial x| \geq 0.2\theta_{rms}/\eta_B$, add up to the Euclidean dimension of the flow, i.e., $\zeta_\infty + D_F = 3$. In that same spirit, we perform box counting of the strong scalar gradients corresponding to sharp fronts, given by $N(r)$ for various cubes of edge size r . For the saturation exponent $\zeta_\infty = 1$, the co-dimension $D_F = 2$. In Fig. 6, we plot the $N(r)/N^3$ compensated by r^{D_F} with $D_F = 2$, for the same cases shown in Fig. 5. Remarkably, the curves at the highest Sc exhibit an extended plateau for small scales, consistent with a fractal dimension of 2. For large r , all curves are consistent with $D_F = 3$, as expected by the space filling nature at large scales. This consolidates the result that the fractal dimension of sharp fronts is the co-dimension of the saturation exponent of scalar structure functions.

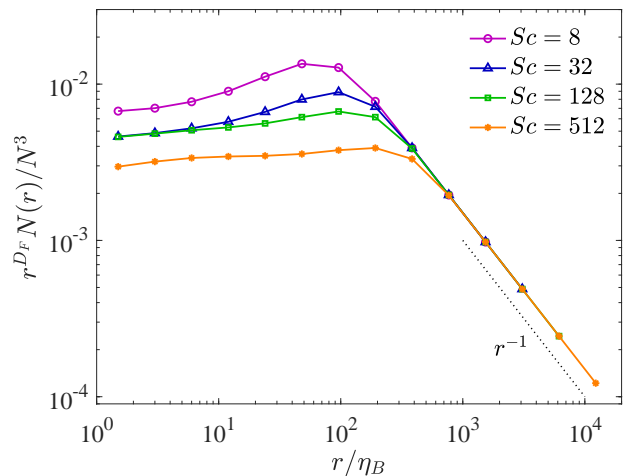


FIG. 6. Compensated plot of $N(r)$, the number of cubes of side r containing the scalar fronts satisfying the threshold condition $|\partial\theta/\partial x| \geq 0.2\theta_{rms}/\eta_B$ [31]. Curves are shown for $Sc=8, 32, 128$ and 512 for $R_\lambda = 140$. N^3 is the total number of grid points. $D_F = 3 - \zeta_\infty$ is the fractal co-dimension. We set $D_F = 2$ corresponding to $\zeta_\infty = 1$.

Conclusions: We have demonstrated by several means that turbulence becomes an ineffective mixer in the limit of large Schmidt numbers. The scalar dissipation becomes smaller, and the scalar field oscillates effectively between the largest and smallest concentrations without producing as many intermediate levels. This is a qualitatively different behavior for the case of unity Schmidt numbers, and shows that turbulence mixes the passive scalar poorly when Sc is large. We find that the exponents of the scalar structure functions saturate for high-order moments, and that the saturation value appears to be bounded by unity. We confirm this result by showing that large excursions in $\partial\theta/\partial x$ have a co-dimension of 2. We believe that these results form an important ingredient in a fuller understanding of turbulent mixing, and note that models like 1D Burgers equation [33] and the Kraichnan’s passive scalar [34] have the same behavior of saturated exponents for large moment orders, leveling off at unity.

Acknowledgments: We thank Kartik Iyer and Jörg Schumacher for useful discussions and Kiran Ravikumar for providing the $Sc = 256$ datapoint used in Fig. 2. This research used resources of the Oak Ridge Leadership Computing Facility (OLCF), which is a Department of Energy (DOE) Office of Science user facility supported under Contract DE-AC05-00OR22725. We acknowledge the use of advanced computing resources at the OLCF under 2017 and 2018 INCITE Awards. Parts of the data analyzed in this work were obtained through National Science Foundation (NSF) Grant ACI-1036170, using resources of the Blue Waters sustained petascale computing project, which was supported by the NSF (awards OCI-

725070 and ACI-1238993) and the State of Illinois.

* dhawal.buaria@nyu.edu

- [1] H. Tennekes and J. L. Lumley, *A First Course in Turbulence* (Cambridge, Massachusetts and London, England, 1972).
- [2] G. I. Taylor, “The statistical theory of turbulence,” *Proc. R. Soc. Lond.* **A151**, 421–444 (1935).
- [3] A. N. Kolmogorov, “The local structure of turbulence in incompressible viscous fluid for very large Reynolds numbers,” *Dokl. Akad. Nauk SSSR* **30**, 301–305 (1941).
- [4] K. R. Sreenivasan, “On the scaling of the turbulence energy dissipation rate,” *Phys. Fluids* **27**, 1048–1051 (1984).
- [5] K. R. Sreenivasan, “An update on the energy dissipation rate in isotropic turbulence,” *Phys. Fluids* **10**, 528–529 (1998).
- [6] B. Pearson, P.-Å Krogstad, and W. Van De Water, “Measurements of the turbulent energy dissipation rate,” *Phys. Fluids* **14**, 1288–1290 (2002).
- [7] Y. Kaneda, T. Ishihara, M. Yokokawa, K. Itakura, and A. Uno, “Energy dissipation rate and energy spectrum in high resolution direct numerical simulations of turbulence in a periodic box,” *Phys. Fluids* **15**, L21–L24 (2003).
- [8] G. K. Batchelor, “Small-scale variation of convected quantities like temperature in turbulent fluid .1. General discussion and the case of small conductivity,” *J. Fluid Mech.* **5**, 113–133 (1959).
- [9] A. S. Monin and A. M. Yaglom, *Statistical Fluid Mechanics*, Vol. 2 (MIT Press, 1975).
- [10] B. I. Shraiman and E. D. Siggia, “Scalar turbulence,” *Nature* **405**, 639–646 (2000).
- [11] D. A. Donzis, K. R. Sreenivasan, and P. K. Yeung, “Scalar dissipation rate and dissipative anomaly in isotropic turbulence,” *J. Fluid Mech.* **532**, 199–216 (2005).
- [12] T. Ishihara, T. Gotoh, and Y. Kaneda, “Study of high-Reynolds number isotropic turbulence by direct numerical simulations,” *Ann. Rev. Fluid Mech.* **41**, 165–80 (2009).
- [13] D. Buaria, A. Pumir, E. Bodenschatz, and P. K. Yeung, “Extreme velocity gradients in turbulent flows,” *New J. Phys.* **21**, 043004 (2019).
- [14] P. K. Yeung, S. Xu, and K. R. Sreenivasan, “Schmidt number effects on turbulent transport with uniform mean scalar gradient,” *Phys. Fluids* **14**, 4178–4191 (2002).
- [15] T. Gotoh, S. Hatanaka, and H. Miura, “Spectral compact difference hybrid computation of passive scalar in isotropic turbulence,” *J. Comp. Phys.* **231**, 7398–7414 (2012).
- [16] M. P. Clay, D. Buaria, T. Gotoh, and P. K. Yeung, “A dual communicator and dual grid-resolution algorithm for petascale simulations of turbulent mixing at high Schmidt number,” *Comput. Phys. Commun.* **219**, 313–328 (2017).
- [17] M. P. Clay, D. Buaria, P. K. Yeung, and T. Gotoh, “GPU acceleration of a petascale application for turbulent mixing at high Schmidt number using OpenMP 4.5,” *Comput. Phys. Commun.* **228**, 100–114 (2018).
- [18] M. P. Clay, *Strained turbulence and low-diffusivity turbulent mixing using high performance computing*, Ph.D. thesis, Georgia Institute of Technology (2017).
- [19] M. S. Borgas, B. L. Sawford, S. Xu, D. A. Donzis, and P. K. Yeung, “High Schmidt number scalars in turbulence: structure functions and Lagrangian theory,” **16**, 3888–3899 (2004).
- [20] G. Falkovich, K. Gawędzki, and M. Vergassola, “Particles and fields in fluid turbulence,” *Rev. Mod. Phys.* **73**, 913–975 (2001).
- [21] K. R. Sreenivasan and J. Schumacher, “Lagrangian views on turbulent mixing of passive scalars,” *Philos. Trans. R. Soc. A* **368**, 1561–1577 (2010).
- [22] B. L. Sawford and J.-F. Pinton, “A Lagrangian View of Turbulent Dispersion and Mixing,” in *Ten Chapters in Turbulence*, edited by P. A. Davidson, Y. Kaneda, and K. R. Sreenivasan (Cambridge University Press, 2013).
- [23] D. Buaria, B. L. Sawford, and P. K. Yeung, “Characteristics of backward and forward two-particle relative dispersion in turbulence at different Reynolds numbers,” *Phys. Fluids* **27**, 105101 (2015).
- [24] D. Buaria, P. K. Yeung, and B. L. Sawford, “A Lagrangian study of turbulent mixing: forward and backward dispersion of molecular trajectories in isotropic turbulence,” *J. Fluid Mech.* **799**, 352–382 (2016).
- [25] K. R. Sreenivasan, “On local isotropy of passive scalars in turbulent shear flows,” *Proc. R. Soc. Lond. A* **434**, 165–182 (1991).
- [26] M. Holzer and E. D. Siggia, “Turbulent mixing of a passive scalar,” *Phys. Fluids* **6**, 1820–1837 (1994).
- [27] A. Celani, A. Lanotte, A. Mazzino, and M. Vergassola, “Fronts in passive scalar turbulence,” *Phys. Fluids* **13**, 1768–1783 (2001).
- [28] K. R. Sreenivasan, “Turbulent mixing: A perspective,” *Proc. Natl. Acad. Sci.* **116**, 18175–18183 (2019).
- [29] Z. Warhaft, “Passive scalars in turbulent flows,” *Annu. Rev. Fluid Mech.* **32**, 203–240 (2000).
- [30] T. Gotoh and P. K. Yeung, “Passive scalar transport in turbulence: A computational perspective,” in *Ten Chapters in Turbulence*, edited by P. A. Davidson, Y. Kaneda, and K. R. Sreenivasan (Cambridge University Press, 2013).
- [31] K. P. Iyer, J. Schumacher, K. R. Sreenivasan, and P. K. Yeung, “Steep cliffs and saturated exponents in three-dimensional scalar turbulence,” *Phys. Rev. Lett.* **121**, 264501 (2018).
- [32] P. K. Yeung and Y. Zhou, “Universality of the Kolmogorov constant in numerical simulations of turbulence,” *Phys. Rev. E* **56**, 1746 (1997).
- [33] J. Bec and K. Khanin, “Burgers turbulence,” *Phys. Rep.* **447**, 1–66 (2007).
- [34] E. Balkovsky and V. Lebedev, “Instanton for the Kraichnan passive scalar problem,” *Phys. Rev. E* **58**, 5776 (1998).