

Bias-Optimal Vol-of-Vol Estimation: the Role of Window Overlapping

Giacomo Toscano

Scuola Normale Superiore, Italy - email: giacomo.toscano@sns.it; address: Piazza dei Cavalieri 7, 56126 Pisa, Italy

Maria Cristina Recchioni

Università Politecnica delle Marche, Italy - email: m.c.recchioni@univpm.it; address: Piazzale Martelli 8, 60121 Ancona, Italy

Abstract

We derive a feasible criterion for the bias-optimal selection of the tuning parameters involved in estimating the integrated volatility of the spot volatility via the simple realized estimator by Barndorff-Nielsen and Veraart (2009). Our analytic results are obtained assuming that the spot volatility is a continuous mean-reverting process and that consecutive local windows for estimating the spot volatility are allowed to overlap in a finite sample setting. Moreover, our analytic results support some optimal selections of tuning parameters prescribed in the literature, based on numerical evidence. Interestingly, it emerges that the window-overlapping is crucial for optimizing the finite-sample bias of volatility-of-volatility estimates.

Keywords: stochastic volatility of volatility, high-frequency data, bias optimization, CIR model, CKLS model.

1. Introduction

Estimating the volatility of asset volatility is relevant in many areas of mathematical finance. These include the calibration of stochastic volatility of volatility models (Barndorff-Nielsen and Veraart (2009), Sanfelici et al. (2015)), the hedging of portfolios against volatility of volatility risk (Huang et al. (2018)), the estimation of the leverage effect (Kalnina and Xiu (2017), Aït-Sahalia et al. (2017)), and the inference of future returns (Bollerslev et al. (2009)), along with spot volatilities (Mykland and Zhang (2009)). Note that in this paper we use the term volatility to refer to the variance of the price process, as is customary in the literature on high-frequency econometrics.

1.1. Vol-of-vol estimators

To the best of our knowledge, the literature offers at least the following five consistent estimators of the integrated volatility of volatility (hereinafter vol-of-vol):

- (a) the estimator introduced by Barndorff-Nielsen and Veraart (2009), called the pre-estimated spot-variance based realized variance (PSRV), which is, in fact, the realized variance of the unobservable spot volatility computed using estimates of the latter;
- (b) the estimator derived by Vetter (2015), which is a modified version of the PSRV allowing for a central limit theorem with optimal rate of convergence, but also allowing for negative values;
- (c) the estimator derived by Vetter (2015), another modified version of the PSRV allowing for a central limit theorem. With respect to the rate-optimal estimator in (b), this estimator has the advantage that it preserves positivity, while its disadvantage is a slower rate of convergence;
- (d) the Fourier estimator introduced by Sanfelici et al. (2015), which is consistent in the presence of market microstructure noise;
- (e) the Fourier estimator derived by Cuchiero and Teichmann (2015), which allows for a central limit theorem in the presence of jumps in the price and volatility processes.

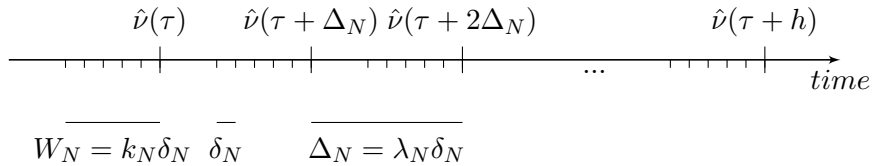
The first three estimators belong to the category of realized vol-of-vol estimators (see Chapter 8.3 in Aït-Sahalia and Jacod (2014)), the last two belong to the category of Fourier-based vol-of-vol estimators (see Chapter 6.2 in Mancino et al. (2017)).

The numerical studies in Aït-Sahalia et al. (2017) and Sanfelici et al. (2015) show that both realized and Fourier-based integrated vol-of-vol estimators may carry a substantial finite-sample bias unless the selection of the tuning parameters involved in their computation is carefully optimized.

However, this is a rather unexplored issue that we aim to address. To this end, we concentrate our attention on the finite-sample performance of the PSRV (see (a)), since it is the most intuitive and easy-to-implement vol-of-vol estimator in the list (a)–(e).

Based on asymptotic properties, one should obviously use the rate-optimal estimator by Vetter (see (b)) to obtain integrated vol-of-vol estimates in the absence of jumps and microstructure noise. However, asymptotically-optimal estimators do not necessarily guarantee the best finite-sample performance, as pointed out in the extensive study by Gatheral and Oomen (2010) on integrated volatility estimators and confirmed for integrated vol-of-vol estimators by the numerical studies in Aït-Sahalia et al. (2017) and Sanfelici et al. (2015). In other words, there is no reason to expect a priori that the simple PSRV would show worse finite-sample performance than its modified version with the optimal rate of convergence. Consequently, our finite-sample study favors analytic tractability over asymptotic optimality, focusing on the simple PSRV.

As mentioned, the PSRV is the realized volatility of the unobservable spot volatility process, computed from discrete estimates of the latter. Thus, when computing PSRV values, one has to select the spot volatility estimation grid. Moreover, since the spot volatility is estimated as an average of the price realized volatility over a local window, the length of the window must also be selected. More specifically, the figure below details the different quantities involved in the computation of the PSRV: h , the time horizon for the estimation of the integrated vol-of-vol; $\delta_N = \frac{h}{N}$, the log-price sampling frequency; $\Delta_N = \lambda_N \delta_N$, $\lambda_N = \min(N, \lceil \lambda \delta_N^{c-1} \rceil)$, $c \in (0, 1)$, the spot volatility sampling frequency; $W_N = k_N \delta_N$, $k_N = \lceil \kappa \delta_N^b \rceil$, $b \in (-1, 0)$, the size of the local window to estimate the spot volatility; and $\hat{v}(s)$, the spot volatility estimate at time $s = \tau + j\Delta_N$, $j = 0, 1, \dots, \lceil h/\Delta_N \rceil$. Note that $\lceil \cdot \rceil$ denotes the ceiling function.



As a consequence, for given values of the asymptotic rates b and c , the finite-sample performance of the PSRV (i.e., the performance of the PSRV for a fixed N) depends on the selection of two tuning parameters: λ , which determines the mesh of the spot volatility estimation grid and κ , which determines the length of the local window used to estimate the spot volatility.

1.2. Objectives and approach

Thus, the aim of this paper is to gain insight into the existence of feasible criteria for the bias-optimal selection of λ and κ in finite samples. To do so, we use an approach inspired by the one used in Ait-Sahalia et al. (2013) to solve the “leverage effect puzzle.” The basic steps in our approach are the following:

I) derive a rule for the bias-optimal selection of λ and κ in a parametric setting of practical interest, where the explicit formula of the finite-sample bias can be obtained;

II) extend this rule to a more general setting, where explicit formulas are not available or their derivation is too much costly, by using dimensional analysis.

Specifically, in the first step, we proceed as follows. Assuming that the log-price is a diffusion and the spot volatility follows the CIR model (as in Bollerslev and Zhou (2002)), we derive the exact parametric expression of the PSRV finite-sample bias, both in the case $W_N > \Delta_N$ (i.e., overlapping of two consecutive local windows to estimate the spot volatility) and in the opposite case $W_N \leq \Delta_N$.

The case $W_N \leq \Delta_N$ is relevant when studying the asymptotic properties of the PSRV, including asymptotic unbiasedness (see Theorem 1). In fact, the condition $\frac{W_N}{\Delta_N} \rightarrow 0$ as $N \rightarrow \infty$ must hold for the PSRV to be consistent (see Proposition 2). Instead, the case $W_N > \Delta_N$ is relevant for finite-sample settings. Indeed, the numerical study of Sanfelici et al. (2015) and our preliminary numerical exercise (see Section 2) both show that allowing consecutive local windows to overlap is crucial in order to obtain finite-sample unbiased integrated vol-of-vol estimates through the PSRV over a daily horizon.

Once we have obtained the exact parametric expression of the PSRV finite-sample bias under our parametric assumption for the data-generating process, we derive the constraints on the rates b and c that guarantee the asymptotic unbiasedness of the PSRV, namely $b \in (-1, 0)$ and $c < \min(-b, 1 + b)$. Then, for values of b and c within those constraints, conditioning to the natural filtration of the spot volatility process $\nu(t)$ up to the initial time $t = \tau$, we expand the parametric expression of the PSRV finite-sample bias when $W_N > \Delta_N$ for small values of the tuning parameter λ and the time horizon h . Thereby, we show that the dominant term of the expansion is independent of the tuning parameter λ and is annihilated by selecting the asymptotic rate of k_N as $b = -1/2$, the asymptotic rate of Δ_N as $c < 1/2$, and the local-window tuning parameter as

$$\kappa = 2 \frac{\sqrt{\hat{\nu}(\tau)}}{\hat{\gamma}},$$

where $\hat{\nu}(\tau)$ is the Fourier estimate of the spot volatility $\nu(t)$ at the initial time $t = \tau$ and $\hat{\gamma}$ is the estimate of the spot volatility diffusion parameter γ , computed through the indirect inference method detailed in Appendix B.

Consequently, the bias-optimal expression of W_N reads

$$W_N = 2 \frac{\sqrt{\hat{\nu}(\tau)}}{\hat{\gamma}} \delta_N^{1/2}.$$

This analytic result supports the numerical findings of Sanfelici et al. (2015).

In the second step, we use dimensional analysis (see, e.g., Kyle and Obizhaeva (2017)) to generalize the rule for the selection of W_N derived analytically in the first step for the CIR model, so that it holds for the general mean-reverting model of Chan et al. (1992), i.e., the CKLS model, where the diffusion part of the spot volatility $\nu(t)$ is represented by the process $\gamma\nu(t)^\beta$, $\beta \geq 1/2$. Note that we focus on the CKLS model because, depending on the value of the parameter β , it includes several models commonly used in the literature to capture the volatility dynamics. For example, it includes the CIR model by Cox et al. (1985) (corresponding to $\beta = 1/2$), the Brennan-Schwartz model by Brennan and Schwartz (1980) (corresponding to $\beta = 1$), and the CIR-VR model by Cox et al. (1980) (corresponding to $\beta = 3/2$).

In particular, in the second step we use dimensional analysis to show that, when the spot volatility follows the generic CKLS model, it is bias-optimal to select $b = -1/2$, $c < 1/2$ and

$$\kappa = 2 \frac{\hat{\nu}(\tau)^{1-\beta}}{\hat{\gamma}},$$

so that the bias-optimal expression of W_N reads

$$W_N = 2 \frac{\hat{\nu}(\tau)^{1-\beta}}{\hat{\gamma}} \delta_N^{1/2},$$

where, again, $\hat{\nu}(\tau)$ is the Fourier estimate of $\nu(\tau)$ (see Malliavin and Mancino (2009)) and $\hat{\gamma}$ is the estimate of γ computed through the indirect inference method detailed in Appendix B. The numerical results illustrated in Section 5 provide evidence that this rule is effective in terms of bias reduction.

Finally, we also address the problem of the bias-optimal selection of the PSRV tuning parameters for the more realistic case in which the price is contaminated at high-frequencies by microstructure noise. Assuming the presence of an i.i.d. noise component (see Hasbrouck (2007)), we derive the exact analytic expression of the PSRV finite-sample bias and obtain the rate at which it explodes

asymptotically. We also show numerically, for typical values of the market noise-to-signal ratio, that if the price is sampled on a suitably sparse grid, the extra bias term induced by the presence of noise is negligible and we can still select the local-window tuning parameter κ according to the bias-optimal rule derived in the absence of microstructure noise.

Additionally, as a byproduct of the PSRV bias analysis, we quantify the finite-sample bias reduction following the assumption that the initial value of the volatility process is equal to the long-term volatility parameter, in the case of both the PSRV and the locally averaged realized volatility (see Aït-Sahalia and Jacod (2014)). This is a very common assumption in the literature, typically made in simulation studies where a mean-reverting process drives the spot volatility (see, e.g., among many others, Aït-Sahalia et al. (2013), Sanfelici et al. (2015), Vetter (2015)).

1.3. Outline of the paper

This paper is organized as follows. In Section 2, we define the locally averaged realized volatility and the PSRV while recalling their asymptotic properties. Moreover, we show the results of a preliminary numerical exercise that motivates the analytic study in Section 3. In Section 3, we derive and study the exact parametric expression for the PSRV finite-sample bias, both when $W_N \leq \Delta_N$ and when $W_N > \Delta_N$, under the assumption that the spot volatility follows the CIR model. Moreover, we isolate the dominant term of the PSRV finite-sample bias when $W_N > \Delta_N$ and derive the rule to select the local-window tuning parameter κ that annihilates this dominant term. In Section 4, based on dimensional analysis, we generalize the rule to select κ to be effective when the spot volatility follows a generic continuous mean-reverting spot volatility model, i.e., the CKLS model. In Section 5, we perform an extensive numerical study in which we test the performance of the feasible version of the rule to select κ . In Section 6, we show the results of an empirical study in which we compute PSRV values from high-frequency S&P 500 prices, selecting κ based on the feasible version of the bias-optimal rule. Section 7 summarizes our conclusions. Finally, Appendix A contains the proofs and Appendix B illustrates the indirect inference method that we use to roughly estimate the CKLS parameters relevant to our study.

2. Motivation

As mentioned in the Introduction, the PSRV is the sum over a given time horizon of the squared increments of the estimated unobservable spot volatility process. These estimates are obtained as

local averages of the price realized volatility. Formally, the locally averaged realized volatility and the PSRV are defined as follows.

Definition 1. Locally averaged realized volatility

Suppose that the log-price process p is observable on an equally-spaced grid of mesh size δ_N , with $\delta_N \rightarrow 0$ as $N \rightarrow \infty$. The locally averaged realized volatility at time t is defined as:

$$\hat{\nu}_N(t) := \frac{1}{k_N \delta_N} \sum_{j=1}^{k_N} \left[p(\lfloor t/\delta_N \rfloor \delta_N - k_N \delta_N + j \delta_N) - p(\lfloor t/\delta_N \rfloor \delta_N - k_N \delta_N + (j-1) \delta_N) \right]^2,$$

where $k_N = O(\delta_N^b)$, $b \in (-1, 0)$, is a sequence of positive integers such that $k_N \rightarrow \infty$ and $W_N := k_N \delta_N \rightarrow 0$ as $N \rightarrow \infty$, while $\lfloor \cdot \rfloor$ denotes the floor function.

Proposition 1. Let the log-price process p be a Brownian semimartingale and let the process ν denote its instantaneous volatility. Then $\hat{\nu}_N(s)$ is a consistent local estimator of $\nu(s)$ as $N \rightarrow \infty$.

Proof. See Aït-Sahalia and Jacod (2014). □

Definition 2. Pre-estimated spot-variance based realized variance

Suppose that the log-price process p is observable on an equally-spaced grid of mesh size δ_N , with $\delta_N \rightarrow 0$ as $N \rightarrow \infty$. The pre-estimated spot-variance based realized variance (PSRV) on the interval $[\tau, \tau + h]$ is defined as

$$PSRV_{[\tau, \tau+h], N} := \sum_{i=1}^{\lfloor h/\Delta_N \rfloor} \left[\hat{\nu}_N(\tau + i \Delta_N) - \hat{\nu}_N(\tau + (i-1) \Delta_N) \right]^2,$$

where:

- $\hat{\nu}_N(\cdot)$ is the locally averaged realized volatility in Definition 1, with $k_N = O(\delta_N^b)$, $b \in (-1, 0)$;
- $\Delta_N = O(\delta_N^c)$, $c \in (0, 1)$, is the locally averaged realized volatility sampling frequency.

Proposition 2. Let the log-price process p and the spot volatility process ν be Brownian semimartingales. Then the PSRV is a consistent estimator of the quadratic variation of the volatility process $\langle \nu, \nu \rangle_{[\tau, \tau+h]}$ if $b \in (-1/2, 0)$ and $c \in (0, -b/2)$.

Proof. See Proposition 8 in Barndorff-Nielsen and Veraart (2009). Note that the requirements for rates b and c that guarantee consistency imply that $\frac{W_N}{\Delta_N} \rightarrow 0$ as $N \rightarrow \infty$. Indeed, as one can easily verify, $-1/2 < b < 0$ and $0 < c < -b/2$ imply $c < 1+b$, which, in turn, implies $\frac{W_N}{\Delta_N} \rightarrow 0$ as $N \rightarrow \infty$. □

Therefore, for a given log-price sampling frequency $\delta_N := \frac{h}{N}$, the computation of the PSRV requires the selection of the spot volatility estimation frequency, Δ_N , and the length of the local window, W_N (i.e., k_N), as functions of δ_N . In this regard, following Sanfelici et al. (2015), we make the following assumption:

Assumption 1. Functional forms of Δ_N and k_N

We assume that Δ_N and k_N as in, respectively, Definition 2 and 1 take the following functional forms:

$$\Delta_N = \min(N, \lceil \lambda \delta_N^{c-1} \rceil) \delta_N, \text{ with } \lambda > 0 \text{ and } c \in (0, 1),$$

$$k_N = \lceil \kappa \delta_N^b \rceil, \text{ with } \kappa > 0 \text{ and } b \in (-1, 0).$$

Based on Assumption 1, the computation of the PSRV requires the finite-sample optimal selection of rates b and c and tuning parameters κ and λ , which is not straightforward a priori. In this section, we gain some preliminary insight into this issue by performing a numerical study. As detailed below, the findings of this study are rather puzzling and call for a thorough analytic investigation to support them (see Section 3).

In our preliminary numerical study we simulate log-price observations under the following data-generating process.

Assumption 2. Data-generating process

For $t \in [0, T]$, $T > 0$, the dynamics of the log-price process $p(t)$ and the spot volatility process $\nu(t)$ read:

$$p(t) = p(0) + \int_0^t \sqrt{\nu(s)} dW(s)$$

$$\nu(t) = \nu(0) + \theta \int_0^t (\alpha - \nu(s)) ds + \gamma \int_0^t \sqrt{\nu(s)} dZ(s),$$

where W and Z are two correlated Brownian motions on $(\Omega, \mathcal{F}, (\mathcal{F}_t)_{t \geq 0}, P)$ and the strictly positive parameters θ, α, γ denote, respectively, the speed of mean reversion, the long term mean and the vol-of-vol parameter. We also assume that $2\alpha\theta > \gamma^2$ and $\nu(0) > 0$, to ensure that $\nu(t)$ is a.s. positive $\forall t \in [0, T]$.

In particular, we simulate one thousand 1-year trajectories of 1-second observations, with a year composed of 252 trading days of 6 hours each. We consider three scenarios determined by the following

sets of model parameters: *Set 1*: $(\alpha, \theta, \gamma, \rho, \nu(0)) = (0.2, 5, 0.5, -0.2, 0.2)$; *Set 2*: $(\alpha, \theta, \gamma, \rho, \nu(0)) = (0.02, 10, 0.25, -0.8, 0.03)$; *Set 3*: $(\alpha, \theta, \gamma, \rho, \nu(0)) = (0.2, 5, 0.5, -0.2, 0.4)$.

The first set of parameters, *Set 1*, is suggested in Sanfelici et al. (2015) and Vetter (2015) and represents our baseline scenario. The second, *Set 2*, represents the opposite scenario. In fact, the volatility generated by *Set 2* is lower than the volatility generated by *Set 1*, since the long term mean, α , and the speed of mean reversion, θ , are, respectively, much lower and much higher than in *Set 1*. The second scenario is also characterized by a lower volatility of the volatility, which is captured by the parameter γ and a more pronounced leverage effect, which is captured by the correlation parameter ρ . The third set of parameters, *Set 3*, differs from the first only in that the initial value of the volatility, $\nu(0)$, is twice the long term volatility, α . In this regard, note that if the initial volatility $\nu(0)$ is equal to α , the spot volatility has a constant unconditional mean over time under Assumption 2 (see Appendix A in Bollerslev and Zhou (2002)). This is a simplifying assumption typically adopted in numerical studies where a mean-reverting volatility process is used (see, e.g., among many others, Aït-Sahalia et al. (2013), Sanfelici et al. (2015), Vetter (2015)).

We estimate daily values of the PSRV in these three scenarios from simulated prices sampled with a 1-minute frequency using different values of κ and λ and choosing $b = -1/2$ and $c = 1/4$. Note that this choice of b and c satisfies the constraints for asymptotic unbiasedness (see Theorem 1 in Section 3). Moreover, note that the selection $b = -1/2$ is also performed in the numerical exercises of Aït-Sahalia et al. (2017), Sanfelici et al. (2015).

Looking at the behavior of the PSRV bias as a function of κ and λ in the three scenarios, we observe that the same selection κ and λ could lead to very different values of bias. Figure 1 summarizes the results of the numerical exercise.

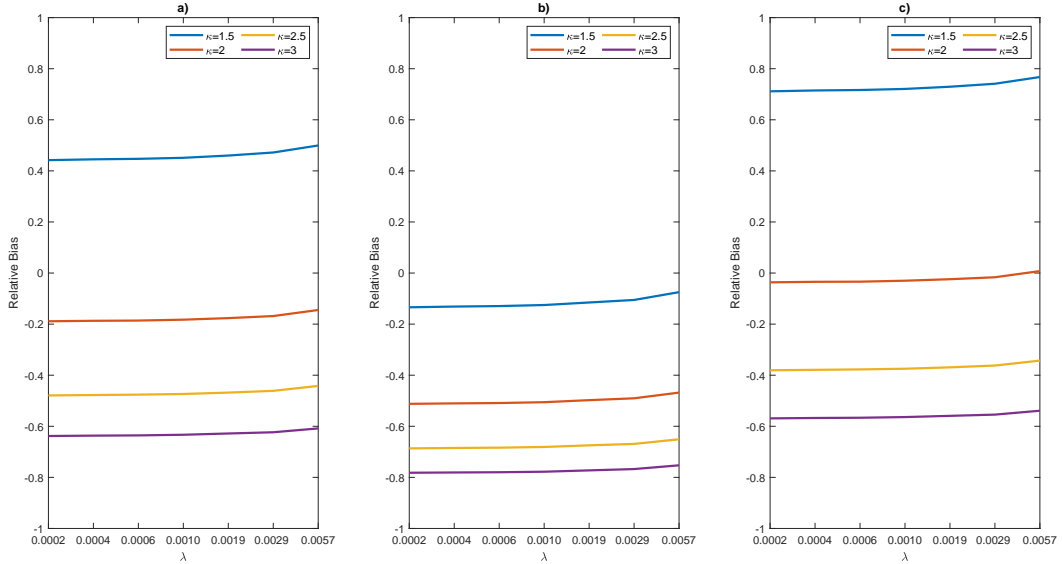


Figure 1: Daily PSRV finite-sample relative bias as a function of λ for values of $\kappa \in (1.5, 2, 2.5, 3)$ and $\delta_N = 1$ minute, $b = -1/2$, $c = 1/4$. The values of λ on the x -axis correspond to Δ_N equal to $j\delta_N$, for $j = 1, 2, 3, 5, 10, 15, 30$. The panels refer to the following parameter sets: a) *Set 1*: $(\alpha, \theta, \gamma, \rho, \nu(0)) = (0.2, 5, 0.5, -0.2, 0.2)$; b) *Set 2*: $(\alpha, \theta, \gamma, \rho, \nu(0)) = (0.03, 10, 0.25, -0.8, 0.03)$; and c) *Set 3*: $(\alpha, \theta, \gamma, \rho, \nu(0)) = (0.2, 5, 0.5, -0.2, 0.4)$.

Figure 1 suggests that the bias-optimal selection of the tuning parameter κ in finite samples is strongly dependent on the parameters of the data-generating process. In fact, the same value of κ leads to very different values of the bias in the three different scenarios. For example, the selection $\kappa = 2$ leads to a relative bias of approximately -20% in scenario 1, -50% in scenario 2 and -3% in scenario 3. Interestingly, Figure 1 suggests that the bias is not very sensitive to the selection of λ , and, furthermore, that the bias-optimal value of κ is between 1.5 and 2 in the baseline scenario, slightly smaller than 1.5 in the second scenario, and around 2 in the third scenario. As one can easily verify using the functional form of k_N in Assumption 1, values of κ of this order of magnitude imply that consecutive local windows for estimating the spot volatility overlap, for all values of λ considered. Consequently, Figure 1 tells us that allowing for overlap of the local windows is crucial in order to optimize the finite-sample bias of the PSRV, even when $\Delta_N \gg \delta_N$. This is confirmed by the results of the numerical study by Sanfelici et al. (2015), where, based on the same parameter set used in our baseline scenario, the optimal value of κ is found to be approximately equal to 2.

In sum, our preliminary numerical study shows that: only the selection of tuning parameter κ is crucial for optimizing the PSRV finite-sample bias; to avoid obtaining highly biased vol-of-vol estimates, it is critical to uncover the dependence between the bias-optimal value of κ and the parameters

of the data-generating process; for typical values of the CIR parameters, the bias-optimal value of κ is such that consecutive local windows for estimating the spot volatility overlap, even when $\Delta_N \gg \delta_N$. Gaining a more in-depth understanding of these numerical findings is what motivates our analytic study in the next section.

3. Analytic results in the CIR framework

Here we carry out the first step towards the bias-optimal selection of the PSRV tuning parameters. That is, we derive the rule for this selection in a parametric setting of practical interest, namely the CIR framework, where the explicit formula of the finite-sample bias can be obtained with simple but tedious calculations, both when $W_N \leq \Delta_N$ and when $W_N > \Delta_N$.

The bias expression for $W_N \leq \Delta_N$ is the starting point to derive the asymptotic constraints on rates b and c that ensure the asymptotic unbiasedness of the PSRV. In this regard, we obtain the following result.

Theorem 1. *Let Assumption 2 hold. Then, if $b \geq -1/2$ and $c < -b$ or $b < -1/2$ and $c < 1 + b$, $\frac{W_N}{\Delta_N} \rightarrow 0$ as $N \rightarrow \infty$ and the PSRV as given in Definition 2 is asymptotically unbiased, i.e.,*

$$E\left[PSRV_{[\tau, \tau+h], N} - \langle \nu, \nu \rangle_{[\tau, \tau+h]}\right] \rightarrow 0 \quad \text{as } N \rightarrow \infty,$$

where

$$\begin{aligned} E\left[\langle \nu, \nu \rangle_{[\tau, \tau+h]}\right] &= \gamma^2 \alpha h + \gamma^2 \left(E[\nu(\tau)] - \alpha\right) \frac{1 - e^{-\theta h}}{\theta}, \\ E\left[PSRV_{[\tau, \tau+h], N}\right] &= \gamma^2 \alpha h A_N + \gamma^2 \left(E[\nu(\tau)] - \alpha\right) \frac{1 - e^{-\theta h}}{\theta} B_N + C_N, \\ E[\nu(\tau)] &= \alpha + (\nu(0) - \alpha) e^{-\theta \tau}, \end{aligned}$$

and A_N , B_N and C_N are given in Eqs.(4,5,6).

Furthermore, bearing in mind that $W_N = k_N \delta_N$, as $N \rightarrow \infty$, $k_N \delta_N / \Delta_N \rightarrow 0^+$, $k_N \Delta_N \rightarrow +\infty$ we have:

$$E\left[PSRV_{[\tau, \tau+h], N} - \langle \nu, \nu \rangle_{[\tau, \tau+h]}\right] = a_1 \Delta_N + a_2 \frac{1}{k_N \Delta_N} + a_3 \frac{k_N \delta_N}{\Delta_N} + o\left(\Delta_N\right) + o\left(\frac{1}{k_N \Delta_N}\right) + o\left(\frac{k_N \delta_N}{\Delta_N}\right), \quad (1)$$

where:

$$\begin{aligned}
a_1 &= -\frac{\theta}{2}\gamma^2\alpha h + \frac{\theta}{2}\gamma^2(E[\nu(\tau)] - \alpha)\frac{1 - e^{-\theta h}}{\theta} + \frac{\theta}{2}(1 - e^{-2\theta h})\left[(E[\nu(\tau)] - \alpha)^2 + \frac{\gamma^2}{\theta}\left(\frac{\alpha}{2} - E[\nu(\tau)]\right)\right], \\
a_2 &= \frac{2}{\theta}\gamma^2\alpha h + \frac{4}{\theta}\gamma^2(E[\nu(\tau)] - \alpha)\frac{1 - e^{-\theta h}}{\theta} + \frac{2}{\theta}(1 - e^{-2\theta h})\left[(E[\nu(\tau)] - \alpha)^2 + \frac{\gamma^2}{\theta}\left(\frac{\alpha}{2} - E[\nu(\tau)]\right)\right] \\
&\quad + 4\alpha^2 h + \frac{8\alpha(E[\nu(\tau)] - \alpha)(1 - e^{-\theta h})}{\theta}, \\
a_3 &= -\gamma^2(E[\nu(\tau)] - \alpha)\frac{1 - e^{-\theta h}}{\theta}.
\end{aligned}$$

Proof. See Appendix A. □

Corollary 1. *Let Assumption 1 hold. The leading term of the PSRV finite-sample bias expansion in Eq. (1) can be canceled in the case $b = -1/2$ and $c = 1/4$, provided that there exists a solution $(\tilde{\kappa}, \tilde{\lambda})$ to the following system:*

$$\begin{cases} a_3\kappa^2 + a_1\lambda^2\kappa + a_2 = 0 \\ \kappa > 0 \\ W_N \leq \Delta_N \end{cases} .$$

If a solution $(\tilde{\kappa}, \tilde{\lambda})$ exists, the corresponding bias-optimal selection of W_N and Δ_N reads

$$W_N = \tilde{\kappa}\delta_N^{1/2}, \quad \Delta_N = \tilde{\lambda}\delta_N^{1/4}.$$

Proof. See Appendix A. □

Remark 1. *Under Assumption 1, for $b = -1/2$ and $c = 1/4$, the “no-overlapping” condition $W_N \leq \Delta_N$ is equivalent to $\delta_N \leq \lambda^4 h^{-1} \kappa^{-4}$. Assuming that a positive solution $\tilde{\kappa}(\lambda)$ to $a_3\kappa^2 + a_1\lambda^2\kappa + a_2 = 0$ exists for some $\lambda > 0$, we define the “no-overlapping” threshold for δ_N as $\delta^*(\lambda) := \lambda^4 h^{-1} \tilde{\kappa}(\lambda)^{-4}$. For the three sets of CIR parameters used in the numerical study in Section 2, Figure 2 shows the frequency corresponding to the threshold $\delta^*(\lambda)$ as a function of λ with $\lambda \in (0, \lambda^*]$. Here λ^* is the largest admissible value of λ such that $\Delta_N \leq h$ (i.e., $\lambda^* \delta^*(\lambda^*)^{1/4} = h$). Specifically, Figure 2 shows that the sampling frequency corresponding to $\delta^*(\lambda)$ is bounded by, respectively, 11 seconds (see Panel a), 18 seconds (see Panel b) and 45 seconds (see Panel c). This suggests that for typical values of the CIR parameters, the system in Corollary 1 can be solved only for very high frequencies, that is, for frequencies at which prices are affected by microstructure noise. However, this makes the solution useless for practical applications, as the presence of noise at high frequencies adds an explosive term to the PSRV bias, which is not taken into account by Theorem 1 (the effects of microstructure noise on the PSRV bias are examined in the remaining part of this section, see Theorem 4).*

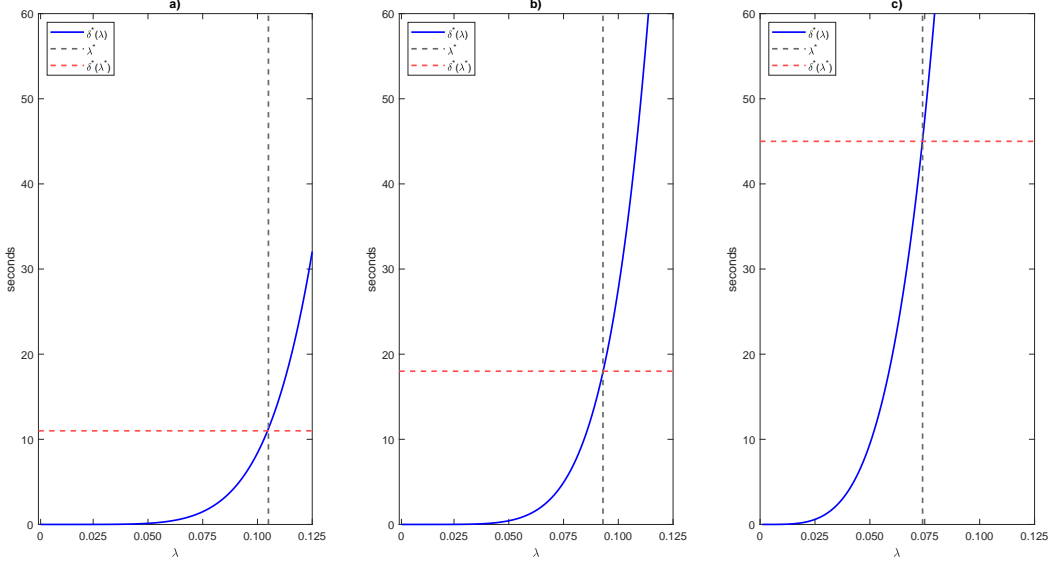


Figure 2: The threshold $\delta^*(\lambda)$ is plotted in blue. The dotted gray vertical line corresponds to $\lambda = \lambda^*$. The dotted red horizontal line corresponds to $\delta^*(\lambda^*)$. The panels refer to the following sets of parameters: a) *Set 1*: $(\alpha, \theta, \gamma, \nu(0)) = (0.2, 5, 0.5, 0.2)$; b) *Set 2*: $(\alpha, \theta, \gamma, \nu(0)) = (0.03, 10, 0.25, 0.03)$; and c) *Set 3*: $(\alpha, \theta, \gamma, \nu(0)) = (0.2, 5, 0.5, 0.4)$. $\delta^*(\lambda)$ is independent of the correlation parameter ρ , which is therefore omitted. For panel c) we consider $\tau = 5$ days, while in panels a) and b) $\delta^*(\lambda)$ is independent of τ . We have assumed $h = 1/252$, corresponding to 6 hours (21600 seconds).

In empirical applications one can only observe the noisy price $\tilde{p}(t)$, that is, the efficient price contaminated by a noise component that originates from market microstructure frictions, such as the presence of a bid-ask spread. Here, we assume that the noise component is an i.i.d. process independent of the efficient price process, as in the seminal paper by Roll (1984). For a general discussion of the statistical models of microstructure noise, see Jacod et al. (2017).

Assumption 3. Data-generating process in the presence of market microstructure noise

The observable price process \tilde{p} is given by

$$\tilde{p}(t) = p(t) + \eta(t),$$

where $p(t)$ represents the efficient price process and evolves according to Assumption 2 while $\eta(t)$ is a sequence of i.i.d. random variables independent of $p(t)$, such that $E[\eta(t)] = 0$, $E[\eta(t)^2] = V_\eta < \infty$ and $E[\eta(t)^4] = Q_\eta < \infty \forall t$.

Under Assumption 2, the PSRV is asymptotically biased, as the presence of microstructure noise introduces an extra term in the bias expression, D_N , that diverges as $N \rightarrow \infty$, as illustrated by the next theorem.

Theorem 2. *Let Assumption 3 hold. Moreover, let $\widetilde{PSRV}_{[\tau, \tau+h], N}$ denote the PSRV in Definition 2, computed from noisy price observations. Then, if either $b \geq -\frac{1}{2}$ and $c < -b$ or $b < -\frac{1}{2}$ and $c < b + 1$, as $N \rightarrow \infty$,*

$$E\left[\widetilde{PSRV}_{[\tau, \tau+h], N} - \langle \nu, \nu \rangle\right]_{[\tau, \tau+h], N} \rightarrow \infty,$$

where $E\left[\widetilde{PSRV}_{[\tau, \tau+h], N}\right]$ reads

$$E\left[\widetilde{PSRV}_{[\tau, \tau+h], N}\right] = \gamma^2 \alpha h A_N + \gamma^2 \left(E[\nu(\tau)] - \alpha\right) \frac{1 - e^{-\theta h}}{\theta} B_N + C_N + D_N,$$

with A_N , B_N and C_N as in Theorem 1, and D_N given by

$$D_N = [4(Q_\eta + V_\eta^2) + 16\alpha V_\eta \delta_N] h \frac{1}{k_N \delta_N^2 \Delta_N} + 8V_\eta (\alpha - E[\nu(\tau)]) (1 - e^{-\theta h}) \frac{(1 + e^{-\theta \Delta_N})(1 - e^{-\theta k_N \delta_N})}{(1 - e^{-\theta \Delta_N}) k_N^2 \delta_N^2},$$

where

$$k_N \delta_N^2 \Delta_N D_N = 4(Q_\eta + V_\eta^2) h + O(\delta_N) \quad \text{and} \quad k_N \delta_N^2 \Delta_N \rightarrow 0, \quad \delta_N \rightarrow 0.$$

Proof. See Appendix A. □

Theorem 2 therefore provides the rate at which the PSRV diverges under Assumption 2, and also the exact expression of the extra bias component, D_N . From the proof of Theorem 2 in Appendix A, one can easily see that the expression of D_N is the same for any continuous mean-reverting volatility model, as its computation only depends on the drift of ν in Assumption 2. Moreover, Theorem 1 and 2 quantify the bias reduction ensuing from the simplifying assumption $\nu(0) = \alpha$. Indeed, this assumption cuts off the entire source of bias B_N and part of the source of bias D_N . Interestingly, this simplifying assumption still reduces the bias in the overlapping case, i.e., when $W_N > \Delta_N$, as shown in the proof of Theorem 4 detailed in Appendix A. The finite-sample bias reduction ensuing from this simplifying assumption is not peculiar to the PSRV, though. In fact, this simplifying assumption is also beneficial for reducing the finite-sample bias of the locally averaged realized volatility, as shown in the next theorem.

Theorem 3. *Let Assumption 2 hold. Moreover, let $\hat{\nu}(\tau)$ denote the locally-averaged realized volatility in Definition 1 at time τ . Then, if $b \in (-1, 0)$, $\hat{\nu}(\tau)$ is asymptotically unbiased, i.e.,*

$$E[\hat{\nu}(\tau) - \nu(\tau)] = (\nu(0) - \alpha) e^{-\theta \tau} \frac{e^{\theta k_N \delta_N} - 1 - \theta k_N \delta_N}{\theta k_N \delta_N},$$

and, as $N \rightarrow \infty$, we have

$$E[\hat{\nu}(\tau) - \nu(\tau)] = \frac{\theta}{2}(\nu(0) - \alpha)e^{-\theta\tau}k_N\delta_N + o(k_N\delta_N), \quad k_N\delta_N \rightarrow 0.$$

Let Assumption 3 hold. Moreover, let $w(\tau)$ denote the locally-averaged realized volatility in Definition 1 at time τ computed from noisy price observations. Then, $\forall b \in (-1, 0)$, $w(\tau)$ is asymptotically biased, i.e.,

$$E[w(\tau) - \nu(\tau)] = (\nu(0) - \alpha)e^{-\theta\tau} \frac{e^{\theta k_N \delta_N} - 1 - \theta k_N \delta_N}{\theta k_N \delta_N} + \frac{2V_\eta}{\delta_N},$$

and, as $N \rightarrow \infty$, we have

$$E[w(\tau) - \nu(\tau)] = \frac{\theta}{2}(\nu(0) - \alpha)e^{-\theta\tau}k_N\delta_N + \frac{2V_\eta}{\delta_N} + o(k_N\delta_N), \quad k_N\delta_N \rightarrow 0.$$

Proof. See Appendix A. □

This theorem has two interesting implications. First, under Assumption 2, the locally averaged realized volatility is unbiased in finite samples if and only if $\nu(0) = \alpha$. Second, under Assumption 3, if $\alpha > \nu(0)$, the presence of noise could actually compensate for the negative bias originating from the first term of the bias expression. This also holds for the PSRV finite-sample bias, provided that the term D_N is of opposite sign with respect to the sum of the other terms in the bias expression.

After deriving the asymptotic constraints on rates b and c that ensure the asymptotic unbiasedness of the PSRV, we focus on the bias-optimal selection of tuning parameters κ and λ in finite samples.

In order to analytically derive a rule for the bias-optimal selection of the PSRV tuning parameters in finite samples, we proceed as follows. First, for fixed N , we derive the exact parametric bias expression under the assumption that $W_N > \Delta_N$. This explicit expression includes some extra terms with respect to the corresponding expression in the absence of overlapping, i.e., for $W_N \leq \Delta_N$. We then compute a suitable expansion of the bias and we determine the value of the tuning parameters that make the dominant term of the expansion equal to zero.

We need a “suitable expansion” since the natural expansion as $N \rightarrow \infty$ is precluded to isolate the bias dominant term when $W_N > \Delta_N$, as the consistency and asymptotic unbiasedness of the PSRV require that $\frac{W_N}{\Delta_N} \rightarrow 0$ as $N \rightarrow \infty$. Thus, we determine the leading term of the bias for $W_N > \Delta_N$ through an alternative asymptotic expansion, which exploits some natural, non-restrictive constraints on the magnitude of the tuning parameter λ and the time horizon h .

Specifically, we first regard the bias as a function of λ and we perform its Taylor expansion with base point $\lambda = 0$. Then, regarding each term of this expansion as a function of h , we perform their

Taylor expansions with base point $h = 0$. The choice of the base point $\lambda = 0$ is supported by the fact that under Assumption 1, the largest feasible values of λ are very small, i.e., on the order of 10^{-3} when $c < 1/2$ and δ_N is equal to one minute (see, e.g., Figure 1 for the case $c = 1/4$). Note that by virtue of Assumption 1, a feasible value of λ satisfies $\Delta_N := \lambda \delta_N^c < h$. The choice of base point $h = 0$ is instead supported by the fact that in the literature on high-frequency econometrics, the typical time horizon used to estimate the integrated quantities is one trading day, i.e., $h = 1/252 \approx 4 \cdot 10^{-3}$. The order of this sequential expansion is rather natural: intuitively, we first take the limit $\lambda \rightarrow 0$ to approximate the integral of the vol-of-vol in an infill-asymptotics sense, then take the limit $h \rightarrow 0$ to localize the estimate of the integral near the initial time τ .

This approach leads to the following result.

Theorem 4. *Let Assumptions 1 and 2 hold and let $W_N > \Delta_N$. Then, as $\lambda \rightarrow 0, h \rightarrow 0$*

$$E\left[PSRV_{[\tau, \tau+h], N} - \langle \nu, \nu \rangle_{[\tau, \tau+h]}\right] = \begin{cases} \left(\frac{4E[\nu(\tau)]^2}{k^2 \delta_N^{1+2b}} - \gamma^2 E[\nu(\tau)]\right)h + O(h^{1-b}) + O(\lambda) & \text{if } b \geq -1/2, c < -b \\ -\gamma^2 E[\nu(\tau)]h + O(h^{-2b}) + O(\lambda) & \text{if } b < -1/2, c < 1+b \end{cases}$$

In particular, if $\nu(0) = \alpha$, then $E[\nu(t)] = \alpha \forall t$, so the previous equation reads:

$$E\left[PSRV_{[\tau, \tau+h], N} - \langle \nu, \nu \rangle_{[\tau, \tau+h]}\right] = \begin{cases} \left(\frac{4\alpha^2}{k^2 \delta_N^{1+2b}} - \gamma^2 \alpha\right)h + O(h^{1-b}) + O(\lambda) & \text{if } b \geq -1/2, c < -b \\ -\gamma^2 \alpha h + O(h^{-2b}) + O(\lambda) & \text{if } b < -1/2, c < 1+b \end{cases}$$

Moreover, let $(\mathcal{F}_t^\nu)_{t \geq 0}$ be the natural filtration associated with the process ν . Then, as $\lambda \rightarrow 0, h \rightarrow 0$

$$E\left[PSRV_{[\tau, \tau+h], N} - \langle \nu, \nu \rangle_{[\tau, \tau+h]} | \mathcal{F}_\tau^\nu\right] = \begin{cases} \left(\frac{4\nu(\tau)^2}{k^2 \delta_N^{1+2b}} - \gamma^2 \nu(\tau)\right)h + O(h^{1-b}) + O(\lambda) & \text{if } b \geq -1/2, c < -b \\ -\gamma^2 \nu(\tau)h + O(h^{-2b}) + O(\lambda) & \text{if } b < -1/2, c < 1+b \end{cases}$$

Proof. The proof of Theorem 4 is given in Appendix A. It is worth noting here that the parametric expression of the PSRV finite-sample bias under the assumption $W_N > \Delta_N$ differs from the corresponding expression under the assumption $W_N \leq \Delta_N$ since the parametric expression of the term $E[RV(\tau + i\Delta_N, k_N \delta_N)RV(\tau + i\Delta_N - \Delta_N, k_N \delta_N)]$ differs in the two cases. \square

Figure 3 compares the true finite-sample bias of the daily PSRV computed analytically (see the proof of Theorem 4 in Appendix A for its full explicit expression) with the dominant term of the expansion in Theorem 4 as functions of the tuning parameter κ . The three panels refer to the three scenarios described by the CIR model parameters in *Set 1* (panel (a)), *Set 2* (panel (b)), and *Set 3*

(panel (c)). Note that we have set $b = -1/2$, $c = 1/4$, $\lambda = 0.0006$, $h = 1/252$, and $N = 360$. The corresponding δ_N and Δ_N are equal to 1 minute and 3 minutes, as we consider 6-hr trading days. The approximation of the true bias with the dominant term of the expansion is very accurate.

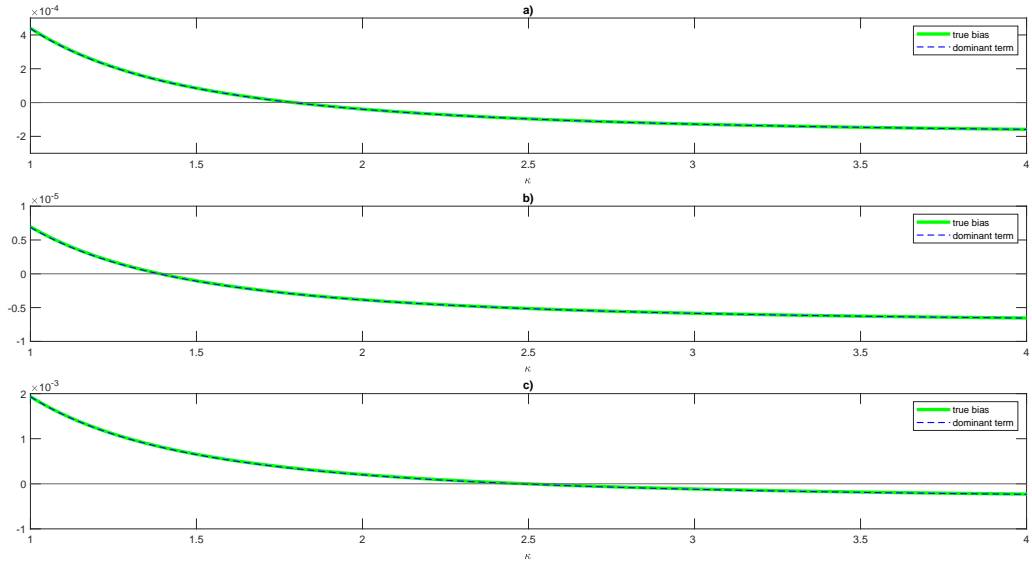


Figure 3: Comparison between the true finite-sample bias of the daily PSRV and the dominant term of the expansion in Theorem 4 as functions of κ for $b = -1/2$, $c = 1/4$, $\lambda = 0.0006$, and $N = 360$. Panel a) refers to the parameter set $(\alpha, \theta, \gamma, \nu(0)) = (0.2, 5, 0.5, 0.2)$; panel b) to $(\alpha, \theta, \gamma, \nu(0)) = (0.03, 10, 0.25, 0.03)$, and panel c) to $(\alpha, \theta, \gamma, \nu(0)) = (0.2, 5, 0.5, 0.4)$. For panel c) we consider $\tau = 5$ days, while the bias terms in panels a) and b) are independent of τ .

Based on the results in Theorem 4, we make the following considerations on the bias-optimal selection of the PSRV tuning parameters in finite samples. Consider, without loss of generality, the case when $\nu(0) = \alpha$. First, we note that the dominant term of the bias can be annihilated simply by suitably selecting κ for any feasible value of λ when $b \geq -1/2$, $c < -b$. Instead, when $b < -1/2$, $c < 1 + b$, the dominant term of the bias is independent of κ and λ . Specifically, when $b \geq -1/2$, $c < -b$, the suitable selection is

$$\kappa = 2 \frac{\sqrt{\alpha}}{\hat{\gamma} \delta_N^{b+1/2}}.$$

However, since κ is a tuning parameter, it is not allowed to depend on N . Therefore, the only admissible choice is $b = -1/2$ and $c < 1/2$, which make the bias-optimal value of κ independent of N and equal to

$$\kappa^* := \frac{2\sqrt{\alpha}}{\gamma}.$$

Interestingly, this analytic result, based on Theorem 4, supports the optimal selections of b and κ determined numerically in the literature. Indeed, note that for the first parameter set in the

numerical exercise in Section 2, *Set 1*, which is also used in Sanfelici et al. (2015), κ^* is equal to 1.79, a value compatible with the numerical result in Sanfelici et al. (2015), where the optimal κ is said to be approximately equal to 2. Note also that the numerical studies in Aït-Sahalia et al. (2017), Sanfelici et al. (2015) both select $b = -1/2$.

Remark 2. *We underline that in our finite-sample setting, we assume $W_N > \Delta_N$, thereby implying a constraint on the price grid δ_N . Specifically, under Assumption 1, for $b = -1/2$, $c < 1/2$ and $\kappa = \kappa^* := \frac{2\sqrt{\alpha}}{\gamma}$, the overlapping condition $W_N > \Delta_N$ is equivalent to $\delta_N > \delta^* := \left(\frac{\kappa^*}{\lambda}\right)^{\frac{1}{c-1/2}}$. The threshold δ^* is very small for typical orders of magnitude of the CIR parameters, h corresponding to one trading day and any feasible value of λ . For example, for the values of the CIR parameters in *Set 1* (see Section 2), $\lambda = 0.0006$ and $c = 1/4$ (so that, if $\delta_N = 1$ minute, then $\Delta_N := \lambda\Delta_N^c \approx 3$ minutes), we have $\delta^* = 7.5 \cdot 10^{-8}$ seconds and thus the condition $\delta_N > \delta^*$ is largely satisfied at the most commonly available price sampling frequencies.*

More generally, independently of the initial value $\nu(0)$, we can exploit the conditional bias expansion in Theorem 4 and establish the following criterion for the bias-optimal selection of κ :

$$\kappa^{**} := \frac{2\sqrt{\nu(\tau)}}{\gamma},$$

for $b = -1/2$ and $c < 1/2$. This result shows that if the spot volatility has a time-varying mean (i.e., if $\nu(0) \neq \alpha$), the bias-optimal selection of κ necessarily varies with time, since it depends on $\nu(\tau)$, the magnitude of the spot volatility at the beginning of the estimation period. However, such a criterion for the selection of κ is unfeasible unless estimates of γ and $\nu(\tau)$ are available. To overcome this problem, we first reconstruct the unobservable spot volatility path from price observations using the global spot volatility estimator of Malliavin and Mancino (2009). We then apply a simple indirect inference method to estimate γ from the reconstructed spot volatility path (see, Appendix B). Although this procedure is very rough, the resulting estimates, in particular for $\hat{\gamma}$, are of sufficient quality to ensure that our rule for the bias-optimal selection of κ is effective, as shown in the numerical study in Section 5. However, this procedure is only one of many possibilities available in the literature (see, for example, Aït-Sahalia and Jacod (2014), Aït-Sahalia and Kimmel (2007), Bollerslev and Zhou (2002), Lunde and Brix (2013)).

4. Generalization to the CKLS framework via dimensional analysis

The second step provides a heuristic criterion for the bias-optimal selection of κ when the data-generating process is the generalized version of the model in Assumption 2, as illustrated in the following assumption.

Assumption 4. Generalized data-generating process

For $t \in [0, T]$, $T > 0$, we assume that the dynamics of the log-price process $p(t)$ and the spot volatility process $\nu(t)$ follow

$$p(t) = p(0) + \int_0^t \left(\mu - \frac{\nu(s)}{2} \right) ds + \int_0^t \sqrt{\nu(s)} dW(s)$$

$$\nu(t) = \nu(0) + \theta \int_0^t (\alpha - \nu(s)) ds + \gamma \int_0^t \nu(s)^\beta dZ(s),$$

where W and Z are two correlated Brownian motions on $(\Omega, \mathcal{F}, (\mathcal{F}_t)_{t \geq 0}, P)$, $\mu \in \mathbb{R}$, $\beta \geq 1/2$, $\theta, \alpha, \gamma > 0$, and $2\alpha\theta > \gamma^2$ if $\beta = 1/2$.

In this generalized model, the volatility evolves according to a generic CKLS model Chan et al. (1992) with arbitrary $\beta \geq 1/2$. Note that the CKLS model incorporates a number of popular models as special cases. For example, if $\beta = 1/2$, one obtains the CIR model Cox et al. (1985); if $\beta = 1$ one finds the Brennan-Schwartz model Brennan and Schwartz (1980); if $\beta = 3/2$, one gets the CIR-VR model Cox et al. (1980). Note that we also include a drift in the price model to numerically confirm that the impact of the latter on the PSRV finite-sample bias is negligible.

Via dimensional analysis, we derive a heuristic criterion for the bias-optimal selection of κ under Assumption 4. After deriving this criterion, we test its efficacy in a numerical exercise, with overwhelming results (see Section 5). Note that dimensional analysis is typically used in physics and engineering to make an educated guess about the solution to a problem without performing a full analytic study (see, e.g., Kyle and Obizhaeva (2017), Smith et al. (2003)).

Here, we proceed as follows. Let $\dim[q]$ denote the dimension of the quantity q and consider the model in Assumption 4. Since the log-return $dp(t)$ is a-dimensional and $\dim[dW(t)] = \dim[dZ(t)] = \text{time}^{1/2}$, from the dynamics of the log-price we obtain $\dim[\mu] = 1/\text{time}$ and $\dim[\nu(t)] = 1/\text{time}$. Thus, from the dynamics of $\nu(t)$ we have $\dim[\alpha] = 1/\text{time}$, $\dim[\theta] = 1/\text{time}$ and $\dim[\gamma\nu(t)^\beta dZ(t)] = 1/\text{time}$. The latter implies $\dim[\gamma]\dim[\nu(t)^\beta]\dim[dZ(t)] = 1/\text{time}$, that is, $\dim[\gamma] = 1/\text{time}^{-\beta+3/2}$.

Now, without loss of generality, let $\nu(0) = \alpha$ and consider the dominant term in the expansion of Theorem 4, i.e., the term

$$\left(\frac{4\alpha}{\kappa^2 \delta_N^{1+2b}} - \gamma^2 \alpha \right) h.$$

Since the dominant term of the PSRV bias must clearly have the same dimension as the expected quadratic variation of ν over any generic interval of length h , i.e., $\gamma^2 \alpha h$, we have

$$\dim\left[\left(\frac{4\alpha}{\kappa^2\delta_N^{1+2b}} - \gamma^2\alpha\right)h\right] = \dim[\gamma^2\alpha h] = 1/time^2,$$

and, as one can easily verify, this implies $\dim[\kappa] = time^{-b}$ (alternatively, one can show that $\dim[\kappa] = time^{-b}$ by simply noting that $k_N = \kappa\delta_N^b$ is a-dimensional and $\dim[\delta_N^b] = time^b$).

Now observe that the leading term of any expansion of the PSRV finite-sample bias must have dimension equal to $1/time^2$. Based on this observation, we conjecture that the leading term of the expansion in Theorem 4 under Assumption 4 is

$$\left(\frac{4E[\nu(\tau)]^2}{\kappa^2\delta_N^{1+2b}} - \gamma^2 E[\nu(\tau)^{2\beta}]\right)h,$$

whose dimension is $1/time^2$, as one can easily check by recalling that $\dim[\kappa] = time^{-b}$, $\dim[\nu(t)] = 1/time$ and $\dim[\gamma] = 1/time^{-\beta+3/2}$. Accordingly, if one conditions the bias to the natural filtration of $\nu(t)$ up to time $t = \tau$, the generalized bias-optimal value of κ , for $b = -1/2$ and $c < 1/2$, reads

$$\kappa^{**} = \frac{2\nu(\tau)^{1-\beta}}{\gamma}.$$

Our conjecture is based on the origin of the two addenda in the leading term of the bias (see Theorem 4) in the CIR framework. In fact, bearing in mind the the leading term is

$$\left(\frac{4E[\nu(\tau)]^2}{k^2\delta_N^{1+2b}} - \gamma^2 E[\nu(\tau)]\right)h,$$

we note that the second addendum, i.e., $\gamma^2 E[\nu(\tau)]h$, comes from the expected quadratic variation of the volatility process. More specifically, it originates from the leading term of the following expansion:

$$E\left[\langle\nu, \nu\rangle_{[\tau, \tau+h]}\right] = \gamma^2 E[\nu(\tau)]h + o(h), \quad h \rightarrow 0.$$

Instead, the first addendum, i.e., $\frac{4E[\nu(\tau)]^2}{k^2\delta_N^{1+2b}}$, is due to the drift of the volatility process.

Thus in the case of the CKLS model, the first addendum remains unchanged since the drift of the process is the same for any β , while the second addendum changes according to the expected quadratic variation of the volatility process, which, for small h , reads

$$E\left[\langle\nu, \nu\rangle_{[\tau, \tau+h]}\right] = \gamma^2 E[\nu(\tau)^{2\beta}]h + o(h), \quad h \rightarrow 0.$$

since $E\left[\langle\nu, \nu\rangle_{[\tau, \tau+h]}\right] = \gamma^2 \int_{\tau}^{\tau+h} E[\nu(s)^{2\beta}]ds$.

5. Numerical study

As detailed in the previous section, in the absence of microstructure noise and assuming $\nu(\tau)$ to be observable and γ to be known, the finite-sample bias of the PSRV is optimized, under Assumption 2 and for any $\nu(0)$, by selecting $b = -1/2$, $c < 1/2$ and $\kappa = \kappa^{**}$, where κ^{**} reads

$$\kappa^{**} := \frac{2\sqrt{\nu(\tau)}}{\gamma}.$$

In this section, we assess the performance of this bias-optimal rule for the selection of κ in a realistic scenario where the observed prices are contaminated by noise, the volatility trajectory is not observable, and the model parameters are unknown. To this end, we perform the following numerical exercise, which involves three scenarios with an increasing number of sources of bias.

In the first scenario, we simulate log-price paths under Assumption 2, and compute daily PSRV values from noise-free price observations assuming that the CIR parameters are known and the initial volatility value $\nu(\tau)$ is observable. In this scenario, we use two price sampling frequencies, that is, $\delta_N = 1$ minute and $\delta_N = 5$ minutes. This allows us to numerically verify that the bias generated by the price discrete sampling is relatively small, e.g., less than 5% if $\delta_N = 1$ minute when $\kappa = \kappa^{**}$ (see Table 1).

In the second scenario, we simulate log-price paths under Assumption 3 and compute PSRV values from noisy prices while assuming that the CIR parameters are known and the initial volatility value $\nu(\tau)$ is observable. As the PSRV is not robust to the presence of noise contaminations in the price process, here we only consider the sampling frequency $\delta_N = 5$ minutes, as recommended in the seminal paper by Andersen et al. (2001), where the authors suggest that this sampling frequency reduces the impact of noise on returns while still falling within a high-frequency framework. Indeed, a comparison of the numerical results obtained in these first two scenarios shows that the impact of the price noise on the PSRV estimates is relatively small at the 5-minute sampling frequency, when $\kappa = \kappa^{**}$ is used.

In the third scenario, we still simulate the log-price path under Assumption 3, but the value of the initial volatility, $\nu(\tau)$, is now unobservable and the model parameter γ is unknown. Thus, we compute PSRV values from noisy prices by selecting $\kappa = \hat{\kappa}^{**}$, where $\hat{\kappa}^{**}$ is equal to

$$\hat{\kappa}^{**} := \frac{2\sqrt{\hat{\nu}(\tau)}}{\hat{\gamma}}.$$

Here, $\hat{\nu}(\tau)$ is the Fourier estimate of the spot volatility at time τ while $\hat{\gamma}$ is given Appendix B. A comparison of the results obtained in these different scenarios shows that the PSRV finite-sample bias reduction obtained with the feasible selection of κ , i.e., $\kappa = \hat{\kappa}^{**}$ is very similar to the reduction obtained with the unfeasible selection of κ , i.e., $\kappa = \kappa^{**}$.

Overall, for each scenario, we consider the three sets of parameters described in Section 2. For each parameter set, we simulate one thousand 1-year trajectories of 1-second observations.

The noise component η in Assumption 3 is simulated as an i.i.d. Gaussian process, with noise-to-signal ratio ζ ranging from 0.5 to 3.5, as in the numerical exercise proposed in Sanfelici et al. (2015). We define the noise-to-signal ratio ζ as in Sanfelici et al. (2015), i.e., $\zeta := \frac{std(\Delta\eta)}{std(r)}$, where $\Delta\eta$ denotes a generic increment of the i.i.d. process η under Assumption 3 and r denotes the noise-free log-return at the maximum sampling frequency available, which is equal to 1 second in our numerical exercise. From the simulated prices, we compute daily PSRV values, that is, we set a small time horizon h , i.e., $h = 1/252$. Recall that the bias-optimal rule for the selection of κ is valid when $b = -1/2$ and $c < 1/2$. Accordingly, we set $b = -1/2$ and $c = 1/4$ in our numerical study.

Tables 1–3 summarize the results of our numerical exercises and, to make the results of the three parameter sets comparable, we report the values of the relative bias. Since we simulate 6-hr days, N is equal to 360 when $\delta_N = 1$ minute and 72 when $\delta_N = 5$ minutes. Note that the overlapping condition $W_N > \Delta_N$ is always satisfied for the values of Δ_N in Table 1. In particular, the average length of W_N is approximately equal to: 530 minutes for *Set 1*, 410 minutes for *Set 2* and 580 for *Set 3*, when $\delta_N = 1$ minute; 1200 minutes for *Set 1*, 930 minutes for *Set 2* and 1310 minutes for *Set 3*, when $\delta_N = 5$ minutes. These averages are computed over all simulated days and are stable across the three scenarios. Recall that the length of W_N varies by day, as it depends on κ^{**} , which in turn depends on the volatility value at the beginning of each day, i.e., $\nu(\tau)$ (in scenarios 1 and 2), or its Fourier estimate, i.e., $\hat{\nu}(\tau)$ (in scenario 3).

noise-to-signal ratio ζ	δ_N	Δ_N	λ	rel. bias 1 (<i>Set 1</i>)	rel. bias (<i>Set 2</i>)	rel. bias (<i>Set 3</i>)
$\zeta = 0$	1 min.	δ_N (1 min.)	$2 \cdot 10^{-4}$	0.003	0.004	0.032
		$2\delta_N$ (2 min.)	$4 \cdot 10^{-4}$	0.006	0.006	0.033
		$3\delta_N$ (3 min.)	$6 \cdot 10^{-4}$	0.008	0.009	0.034
		$5\delta_N$ (5 min.)	$1 \cdot 10^{-3}$	0.011	0.013	0.036
		$10\delta_N$ (10 min.)	$1.9 \cdot 10^{-3}$	0.021	0.025	0.041
		$15\delta_N$ (15 min.)	$2.9 \cdot 10^{-3}$	0.031	0.037	0.047
$\zeta = 0$	5 min.	δ_N (5 min.)	$6 \cdot 10^{-4}$	0.024	0.024	0.060
		$2\delta_N$ (10 min.)	$1.3 \cdot 10^{-3}$	0.029	0.029	0.061
		$3\delta_N$ (15 min.)	$1.9 \cdot 10^{-3}$	0.031	0.033	0.061
		$6\delta_N$ (30 min.)	$3.8 \cdot 10^{-3}$	0.046	0.049	0.063

Table 1: Scenario 1: daily PSRV finite-sample relative bias with $\kappa = \kappa^{**}$, $\zeta = 0$, γ known and $\nu(\tau)$ observable. Model parameters: $\alpha = 0.2$, $\theta = 5$, $\gamma = 0.5$, $\rho = -0.2$, $\nu(0) = 0.2$ (*Set 1*); $\alpha = 0.03$, $\theta = 10$, $\gamma = 0.25$, $\rho = -0.8$, $\nu(0) = 0.03$ (*Set 2*); $\alpha = 0.2$, $\theta = 5$, $\gamma = 0.5$, $\rho = -0.2$, $\nu(0) = 0.4$ (*Set 3*).

noise-to-signal ratio ζ	δ_N	Δ_N	λ	rel. bias (<i>Set 1</i>)	rel. bias (<i>Set 2</i>)	rel. bias (<i>Set 3</i>)
$\zeta = 0.5$	5 min.	δ_N (5 min.)	$6 \cdot 10^{-4}$	0.025	0.024	0.062
		$2\delta_N$ (10 min.)	$1.3 \cdot 10^{-3}$	0.030	0.029	0.062
		$3\delta_N$ (15 min.)	$1.9 \cdot 10^{-3}$	0.032	0.036	0.064
		$6\delta_N$ (30 min.)	$3.8 \cdot 10^{-3}$	0.047	0.052	0.065
$\zeta = 1.5$	5 min.	δ_N (5 min.)	$6 \cdot 10^{-4}$	0.039	0.037	0.075
		$2\delta_N$ (10 min.)	$1.3 \cdot 10^{-3}$	0.044	0.043	0.076
		$3\delta_N$ (15 min.)	$1.9 \cdot 10^{-3}$	0.046	0.049	0.078
		$6\delta_N$ (30 min.)	$3.8 \cdot 10^{-3}$	0.061	0.065	0.079
$\zeta = 2.5$	5 min.	δ_N (5 min.)	$6 \cdot 10^{-4}$	0.064	0.064	0.102
		$2\delta_N$ (10 min.)	$1.3 \cdot 10^{-3}$	0.069	0.070	0.103
		$3\delta_N$ (15 min.)	$1.9 \cdot 10^{-3}$	0.075	0.075	0.105
		$6\delta_N$ (30 min.)	$3.8 \cdot 10^{-3}$	0.091	0.091	0.107
$\zeta = 3.5$	5 min.	δ_N (5 min.)	$6 \cdot 10^{-4}$	0.108	0.105	0.143
		$2\delta_N$ (10 min.)	$1.3 \cdot 10^{-3}$	0.113	0.111	0.145
		$3\delta_N$ (15 min.)	$1.9 \cdot 10^{-3}$	0.115	0.117	0.146
		$6\delta_N$ (30 min.)	$3.8 \cdot 10^{-3}$	0.130	0.132	0.149

Table 2: Scenario 2: daily PSRV finite-sample relative bias with $\kappa = \kappa^{**}$, $\zeta > 0$, γ known and $\nu(\tau)$ observable. Model parameters: $\alpha = 0.2$, $\theta = 5$, $\gamma = 0.5$, $\rho = -0.2$, $\nu(0) = 0.2$ (*Set 1*); $\alpha = 0.03$, $\theta = 10$, $\gamma = 0.25$, $\rho = -0.8$, $\nu(0) = 0.03$ (*Set 2*); $\alpha = 0.2$, $\theta = 5$, $\gamma = 0.5$, $\rho = -0.2$, $\nu(0) = 0.4$ (*Set 3*).

noise-to-signal ratio ζ	δ_N	Δ_N	λ	rel. bias (<i>Set 1</i>)	rel. bias (<i>Set 2</i>)	rel. bias (<i>Set 3</i>)
$\zeta = 0.5$	5 min.	δ_N (5 min.)	$6 \cdot 10^{-4}$	0.059	0.011	0.046
		$2\delta_N$ (10 min.)	$1.3 \cdot 10^{-3}$	0.059	0.011	0.047
		$3\delta_N$ (15 min.)	$1.9 \cdot 10^{-3}$	0.060	0.013	0.047
		$6\delta_N$ (30 min.)	$3.8 \cdot 10^{-3}$	0.060	0.017	0.047
$\zeta = 1.5$	5 min.	δ_N (5 min.)	$6 \cdot 10^{-4}$	0.068	0.022	0.049
		$2\delta_N$ (10 min.)	$1.3 \cdot 10^{-3}$	0.068	0.023	0.049
		$3\delta_N$ (15 min.)	$1.9 \cdot 10^{-3}$	0.069	0.024	0.049
		$6\delta_N$ (30 min.)	$3.8 \cdot 10^{-3}$	0.070	0.027	0.050
$\zeta = 2.5$	5 min.	δ_N (5 min.)	$6 \cdot 10^{-4}$	0.085	0.047	0.053
		$2\delta_N$ (10 min.)	$1.3 \cdot 10^{-3}$	0.088	0.049	0.053
		$3\delta_N$ (15 min.)	$1.9 \cdot 10^{-3}$	0.088	0.049	0.054
		$6\delta_N$ (30 min.)	$3.8 \cdot 10^{-3}$	0.088	0.051	0.054
$\zeta = 3.5$	5 min.	δ_N (5 min.)	$6 \cdot 10^{-4}$	0.112	0.083	0.058
		$2\delta_N$ (10 min.)	$1.3 \cdot 10^{-3}$	0.115	0.083	0.058
		$3\delta_N$ (15 min.)	$1.9 \cdot 10^{-3}$	0.117	0.084	0.059
		$6\delta_N$ (30 min.)	$3.8 \cdot 10^{-3}$	0.118	0.088	0.061

Table 3: Scenario 3: daily PSRV finite-sample relative bias with $\kappa = \kappa^{**}$, $\zeta > 0$, γ unknown and $\nu(\tau)$ unobservable. Model parameters: $\alpha = 0.2$, $\theta = 5$, $\gamma = 0.5$, $\rho = -0.2$, $\nu(0) = 0.2$ (*Set 1*); $\alpha = 0.03$, $\theta = 10$, $\gamma = 0.25$, $\rho = -0.8$, $\nu(0) = 0.03$ (*Set 2*); $\alpha = 0.2$, $\theta = 5$, $\gamma = 0.5$, $\rho = -0.2$, $\nu(0) = 0.4$ (*Set 3*).

Table 1 shows that for $\delta_N = 1$ minute and $\Delta_N \leq 3$ minutes, the bias is almost negligible (i.e., less than 1%) when $\nu(0) = \alpha$, while it is slightly larger but still acceptable (i.e., between 3% and 4%) when $\nu(0) = 2\alpha$. This is in line with Theorems 1-4 in that various sources of bias are eliminated when $\nu(0) = \alpha$. With a price sampling frequency of five minutes, the bias is still acceptable, around 6% at worst. Additionally, Table 2 shows that in the presence of noise, price sampling at five-minute intervals to avoid microstructure frictions represents an acceptable compromise, as the bias is less than 15% even in the presence of very intense microstructure effects. Finally, Table 3 shows that the statistical error related to the estimation of γ and $\nu(\tau)$ could actually partially compensate for the bias due to the presence of noise, especially when the common assumption $\nu(0) = \alpha$ is violated.

We conclude this section by testing the efficacy of the generalized, conjecture-based, criterion for the bias-optimal selection of κ under Assumption 4, i.e., under the assumption that the volatility evolves as a CKLS model. In this case, the feasible version of the bias-optimal criterion to select κ is

given by

$$\hat{\kappa}^{**} = \frac{2\hat{\nu}(\tau)^{1-\beta}}{\hat{\gamma}},$$

for $b = -1/2$, $c < 1/2$. To test the efficacy of this criterion, we repeat the numerical exercise previously performed in scenario 1 under Assumption 2, considering three different values of β : $\beta = 1/2$, corresponding to the model by Heston (1993), which differs from the model of Assumption 2 only in the presence of a price drift; $\beta = 1$, corresponding to the continuous-time GARCH model by Nelson (1990); and $\beta = 3/2$, corresponding to the 3/2 model by Platen (1997). For all parameter sets, μ is set equal to 0.05. The following tables show that our general criterion for the bias-optimal selection of κ under Assumption 4 is effective, as it gives satisfactory results in terms of relative bias. Note that the case $\beta = 1/2$ is of interest only in that it confirms that the criterion for the bias-optimal selection of κ derived analytically under Assumption 2, i.e., $\kappa = \kappa^{**}$, is also effective in the presence of a price drift.

Model	δ_N	Δ_N	λ	rel. bias (<i>Set 1</i>)	rel. bias (<i>Set 2</i>)	rel. bias (<i>Set 3</i>)
$\beta = \frac{1}{2}$	1 min.	δ_N (1 min.)	$2 \cdot 10^{-4}$	0.014	0.012	0.027
		$2\delta_N$ (2 min.)	$4 \cdot 10^{-4}$	0.017	0.015	0.029
		$3\delta_N$ (3 min.)	$6 \cdot 10^{-4}$	0.020	0.016	0.029
		$5\delta_N$ (5 min.)	$1 \cdot 10^{-3}$	0.024	0.022	0.031
		$10\delta_N$ (10 min.)	$1.9 \cdot 10^{-3}$	0.034	0.033	0.036
		$15\delta_N$ (15 min.)	$2.9 \cdot 10^{-3}$	0.042	0.044	0.039

Table 4: $\beta = 1/2$: daily PSRV finite-sample relative bias with $\kappa = 2\gamma^{-1}\nu(\tau)^{1-\beta}$, $\zeta = 0$, γ known and $\nu(\tau)$ observable. Model parameters: $\alpha = 0.2$, $\theta = 5$, $\gamma = 0.5$, $\rho = -0.2$, $\nu(0) = 0.2$ (*Set 1*); $\alpha = 0.03$, $\theta = 10$, $\gamma = 0.25$, $\rho = -0.8$, $\nu(0) = 0.03$ (*Set 2*); $\alpha = 0.2$, $\theta = 5$, $\gamma = 0.5$, $\rho = -0.2$, $\nu(0) = 0.4$ (*Set 3*). The price drift, μ , is always equal to 0.05.

Model	δ_N	Δ_N	λ	rel. bias (<i>Set 1</i>)	rel. bias (<i>Set 2</i>)	rel. bias (<i>Set 3</i>)
$\beta = 1$	1 min.	δ_N (1 min.)	$2 \cdot 10^{-4}$	0.003	0.002	0.011
		$2\delta_N$ (2 min.)	$4 \cdot 10^{-4}$	0.004	0.002	0.012
		$3\delta_N$ (3 min.)	$6 \cdot 10^{-4}$	0.005	0.002	0.014
		$5\delta_N$ (5 min.)	$1 \cdot 10^{-3}$	0.006	0.003	0.015
		$10\delta_N$ (10 min.)	$1.9 \cdot 10^{-3}$	0.008	0.005	0.017
		$15\delta_N$ (15 min.)	$2.9 \cdot 10^{-3}$	0.012	0.006	0.021

Table 5: $\beta = 1$: daily PSRV finite-sample relative bias with $\kappa = 2\gamma^{-1}\nu(\tau)^{1-\beta}$, $\zeta = 0$, γ known and $\nu(\tau)$ observable. Model parameters: $\alpha = 0.2$, $\theta = 5$, $\gamma = 0.5$, $\rho = -0.2$, $\nu(0) = 0.2$ (*Set 1*); $\alpha = 0.03$, $\theta = 10$, $\gamma = 0.25$, $\rho = -0.8$, $\nu(0) = 0.03$ (*Set 2*); $\alpha = 0.2$, $\theta = 5$, $\gamma = 0.5$, $\rho = -0.2$, $\nu(0) = 0.4$ (*Set 3*). The price drift, μ , is always equal to 0.05.

Model	δ_N	Δ_N	λ	rel. bias (<i>Set 1</i>)	rel. bias (<i>Set 2</i>)	rel. bias (<i>Set 3</i>)
$\beta = \frac{3}{2}$	1 min.	δ_N (1 min.)	$2 \cdot 10^{-4}$	0.004	0.001	0.029
		$2\delta_N$ (2 min.)	$4 \cdot 10^{-4}$	0.004	0.002	0.031
		$3\delta_N$ (3 min.)	$6 \cdot 10^{-4}$	0.005	0.003	0.031
		$5\delta_N$ (5 min.)	$1 \cdot 10^{-3}$	0.006	0.006	0.037
		$10\delta_N$ (10 min.)	$1.9 \cdot 10^{-3}$	0.006	0.007	0.038
		$15\delta_N$ (15 min.)	$2.9 \cdot 10^{-3}$	0.008	0.009	0.041

Table 6: $\beta = 3/2$: daily PSRV finite-sample relative bias with $\kappa = 2\gamma^{-1}\nu(\tau)^{1-\beta}$, $\zeta = 0$, γ known and $\nu(\tau)$ observable. Model parameters: $\alpha = 0.2$, $\theta = 5$, $\gamma = 0.5$, $\rho = -0.2$, $\nu(0) = 0.2$ (*Set 1*); $\alpha = 0.03$, $\theta = 10$, $\gamma = 0.25$, $\rho = -0.8$, $\nu(0) = 0.03$ (*Set 2*); $\alpha = 0.2$, $\theta = 5$, $\gamma = 0.5$, $\rho = -0.2$, $\nu(0) = 0.4$ (*Set 3*). The price drift, μ , is always equal to 0.05.

6. Empirical study

We conclude this paper with an empirical analysis, where we apply our bias-optimal criterion for κ when computing daily PSRV estimates. The dataset is composed of two 1-year samples of S&P 500 1-minute prices relative to the years 2016 and 2017, respectively. The two samples are analyzed separately since the volatility of these two time series behaves very differently. In fact, the year 2016 is characterized by volatility spikes (due, e.g., to uncertainty pertaining to the so-called Brexit in the month of June or the U.S. presidential election in the month of November), while the year 2017 is characterized by low volatility, as one can see in Figure 4. Analyzing the two series separately allows for validation of the feasible rule for the selection of κ in two very different scenarios.

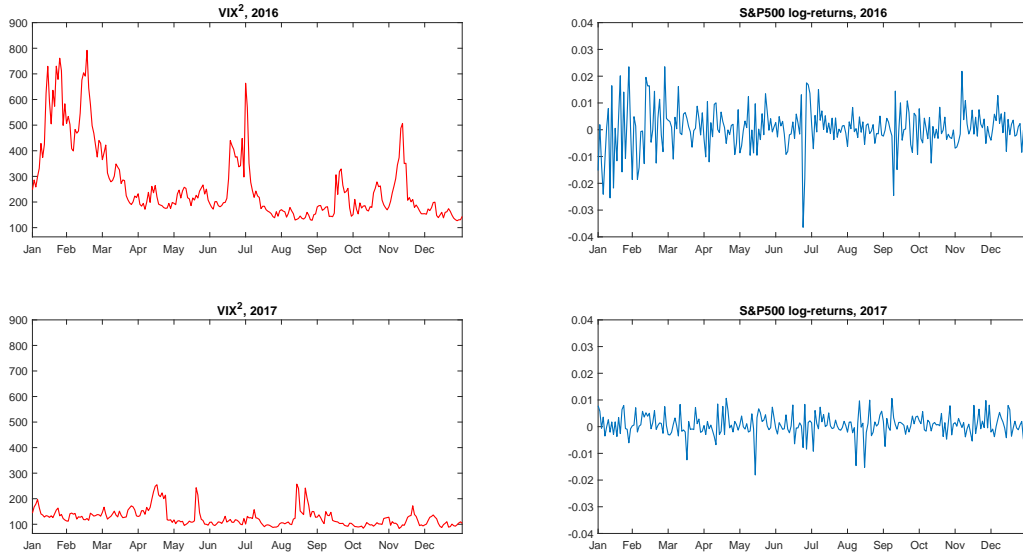


Figure 4: Daily VIX^2 values (left) and daily S&P 500 log-returns (right) in the years 2016 and 2017.

We proceed as follows. First, through the method detailed in Appendix B, we fit the model of Assumption 4 to each sample, comparing the three different values of β considered in the numerical exercise of Section 5. The results of the fitting are shown in Table 7.

Model	Sample year	$\hat{\gamma}$	$\hat{\alpha}$	$\hat{\nu}(0)$	R^2
$\beta = \frac{1}{2}$	2016	0.7127	0.0079	0.0105	0.1383
	2017	0.4250	0.0035	0.0014	0.1736
$\beta = 1$	2016	6.1682	0.0083	0.0105	0.0725
	2017	5.9973	0.0037	0.0014	0.0901
$\beta = \frac{3}{2}$	2016	72.0358	0.0072	0.0105	0.1141
	2017	65.1084	0.0042	0.0014	0.0866

Table 7: Results of fitting the stochastic volatility model in Assumption 4 for different values of β .

Then, based on the resulting R^2 values, we assume the Heston model ($\beta = 1/2$) as the data generating process for both samples. Consequently, we select $b = -1/2$, $c = 1/4$, $\kappa = 2\hat{\gamma}^{-1}\sqrt{\hat{\nu}(\tau)}$ and compute daily PSRV values from 5-minute empirical prices, as the impact of microstructure contaminations is negligible at that sampling frequency. Before fitting the model of Assumption 4, we perform the Hausman test by Aït-Sahalia and Xiu (2019) for the presence of noise. The result of the test tells that the impact of noise at the 5-minute frequency is negligible in our samples, confirming a well-known stylized fact (see Andersen et al. (2001)). Based on this result, we then perform the

jump-detection test by Corsi et al. (2010) on 5-minute returns (the test is not robust to the presence of noise contaminations in the price process). Based on the result of the jump-detection test, we remove from the samples the days in which price jumps are detected. These days amount to 12.25% of the sample in 2016 and 8.30% of the sample in 2017.

The following figures show the PSRV values obtained for four different values of λ corresponding to a spot volatility estimation frequency Δ_N equal to 5, 10, 15, and 30 minutes, respectively.

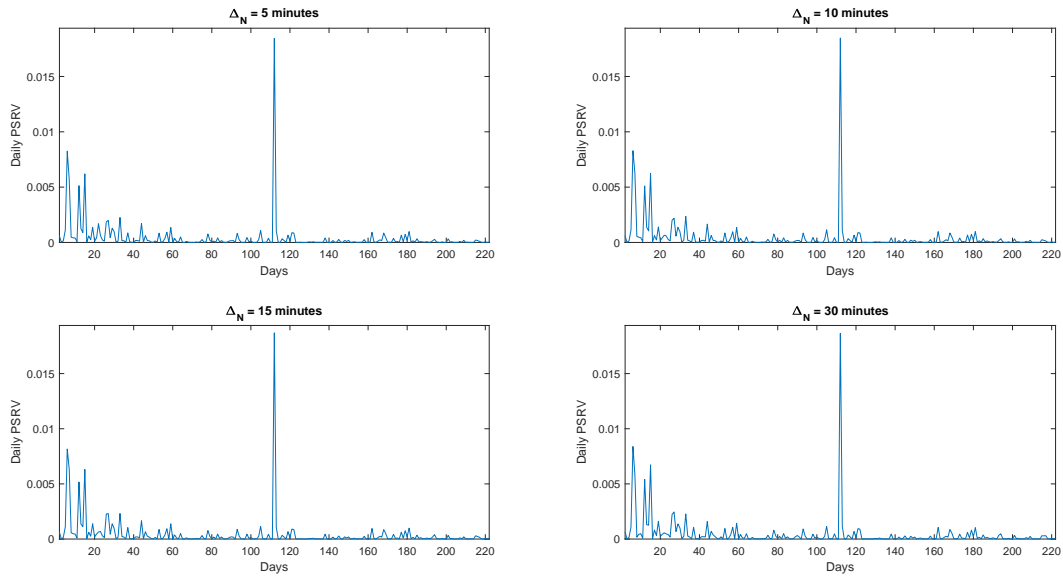


Figure 5: Daily PSRV values in the year 2016.

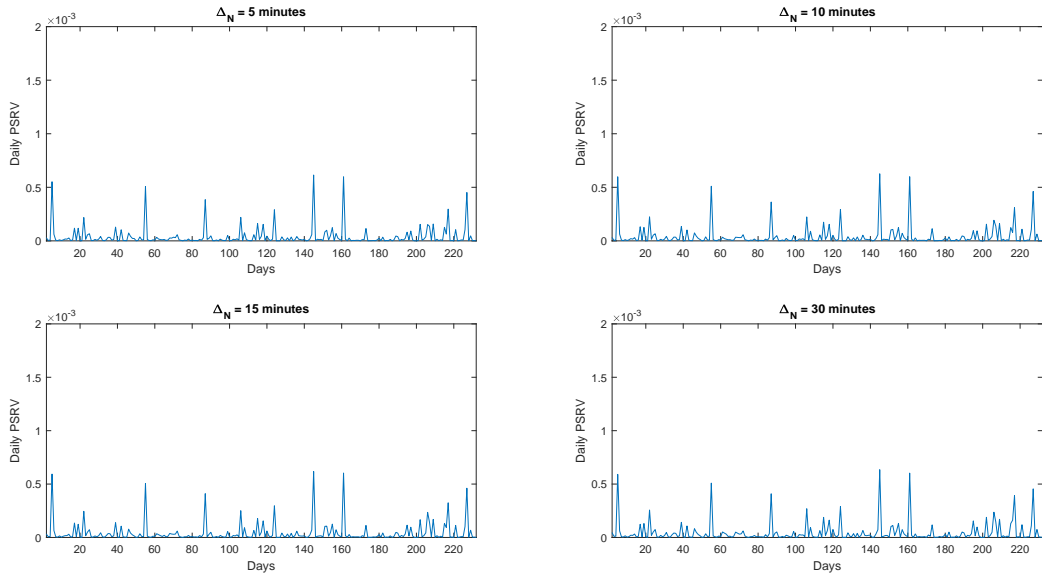


Figure 6: Daily PSRV values in the year 2017.

Comparing the dynamics of the VIX^2 index in Figure 4 with those of the PSRV, one notices that when the VIX^2 spikes, the vol-of-vol also spikes (see, e.g., the behavior of the plots at the end of June 2016) and, viceversa, when the VIX^2 is low and stable (e.g., in 2017) the vol-of-vol is also low and stable. This evidence corroborates the goodness of our vol-of-vol estimates. Finally, note that for either of the two samples, the plots for different values of Δ_N are basically indistinguishable. With respect to the bias-optimal selection of λ (i.e., Δ_N), this evidence confirms what emerges from the analytic study in Section 3: the impact of the selection of λ (i.e., Δ_N) on PSRV values is marginal, if not negligible.

7. Conclusions

As pointed out in the Introduction, a number of integrated volatility-of-volatility estimators have been put forward in recent years, although without providing feasible criteria to optimally select the tuning parameters involved in their computation in a finite-sample setting. The main contribution of this paper is to provide an approach to fill this gap. Specifically, we focus on the simplest vol-of-vol estimator available in the literature, the pre-estimated spot-variance based realized variance (PSRV) by Barndorff-Nielsen and Veraart (2009). Inspired by the approach used in Aït-Sahalia et al. (2013), we compute its finite-sample bias in a parametric setting where explicit calculations are fully attainable. In our calculations, consecutive local windows for estimating the spot volatility are allowed to overlap based on preliminary numerical evidence that this overlapping is crucial for practical purposes.

In turn, full knowledge of the PSRV bias expression, in the absence of microstructure noise, shows two aspects. First, when consecutive local windows overlap, the dominant term of the bias depends only on the local-window tuning parameter κ and, more interestingly, a simple choice of this tuning parameter allows us to reduce the bias. Our analytic results support the optimal selection of the local-window tuning parameter derived numerically in Sanfelici et al. (2015).

Second, when local windows do not overlap, the dominant term of the bias depends on both tuning parameters. In this case, this term can be removed only if the system of equations in Corollary 1 admits a solution. Interestingly, this system can be solved for very high frequencies, that is, frequencies at which prices are affected by microstructure noise, thereby implying again a bias in the PSRV estimates.

Hence, the proposed results suggest that a key ingredient for reliable PSRV estimates is the overlapping of two consecutive windows for spot volatility estimation. Note that although the bias-optimal value of the local-window tuning parameter depends on quantities which are not directly observable, namely the vol-of-vol parameter and the spot volatility value at the beginning of the estimation period, rough estimates of these quantities (see Appendix B) make the bias-optimal selection of the tuning parameter effective in removing the bias.

Once the bias-optimal parametric expression of the local-window tuning parameter has been obtained under the CIR model, we generalize it to be effective under the CKLS model by using dimensional analysis. Numerical results corroborate this generalization in that nearly unbiased vol-of-vol estimates are obtained for two other models incorporated in the CKLS class, namely, the continuous-time GARCH model and the 3/2 model.

We highlight that the analytic approach used in this paper to study the PSRV finite-sample bias could be applied to analyze the finite-sample performance of other estimators of second-order quantities which require pre-estimation of the spot volatility (e.g., estimators of the integral of the stochastic leverage, see Chapter 8 in Aït-Sahalia and Jacod (2014)).

Finally, as a byproduct of this analysis, we quantify the ensuing bias reduction for both the PSRV and the locally averaged realized volatility from the assumption that the initial value of the volatility is equal to its long-term mean, which is very common in simulation studies found in the literature.

References

Aït-Sahalia, Y., Fan, J., Laeven, R., Wang, C. D., and Yang, X. (2017). Estimation of the continuous and discontinuous leverage effects. *Journal of the American Statistical Association*, 112(520):1744–1758.

- Aït-Sahalia, Y., Fan, J., and Li, Y. (2013). The leverage effect puzzle: disentangling sources of bias at high frequency. *Journal of Financial Economics*, 109:224–249.
- Aït-Sahalia, Y. and Jacod, J. (2014). High-frequency financial econometrics. *Princeton University Press*.
- Aït-Sahalia, Y. and Kimmel, R. (2007). Maximum likelihood estimation of stochastic volatility models. *Journal of Financial Economics*, 83(2):413 – 452.
- Aït-Sahalia, Y. and Xiu, D. (2019). A hausman test for the presence of noise in high frequency data. *Journal of Econometrics*, 211:176–205.
- Andersen, T., Bollerslev, T., Diebold, F., and Ebens, H. (2001). The distribution of realized stock return volatility. *Journal of Financial Economics*, 61:43–76.
- Barndorff-Nielsen, O. and Veraart, A. (2009). Stochastic volatility of volatility in continuous time. *CREATES Research Paper*, No. 2009-25.
- Bollerslev, T., Tauchen, G., and Zhou, H. (2009). Expected stock returns and variance risk premia. *The Review of Financial Studies*, 22(11):4463–4492.
- Bollerslev, T. and Zhou, H. (2002). Estimating stochastic volatility diffusion using conditional moments of integrated volatility. *Journal of Econometrics*, 109:33–65.
- Brennan, M. and Schwartz, E. (1980). Analyzing convertible securities. *Journal of Financial and Quantitative Analysis*, 15(4):907–929.
- Chan, K., Karolyi, G., Longstaff, F., and Sanders, A. (1992). An empirical comparison of alternative models of the short-term interest rate. *The Journal of Finance*, 47(3):1209–1227.
- Corsi, F., Pirino, D., and Renò, R. (2010). Threshold bipower variation and the impact of jumps on volatility forecasting. *Journal of Econometrics*, 159(2):276–288.
- Cox, J., Ingersoll, J., and Ross, S. (1980). An analysis of variable rate loan contracts. *The Journal of Finance*, 35:389–403.
- Cox, J., Ingersoll, J., and Ross, S. (1985). An intertemporal general equilibrium model of asset prices. *Econometrica*, 53(2):363–384.
- Cuchiero, C. and Teichmann, J. (2015). Fourier transform methods for pathwise covariance estimation in the presence of jumps. *Stochastic Processes and Their Applications*, 125(1):116–160.

- Gatheral, J. and Oomen, R. (2010). Zero-intelligence realized variance estimation. *Finance and Stochastics*, 14(2):249–283.
- Hasbrouck, J. (2007). Empirical market microstructure: the institutions, economics, and econometrics of securities trading. *Oxford University Press*.
- Heston, S. (1993). A closed-form solution for options with stochastic volatility with applications to bond and currency options. *The Review of Financial Studies*, 6(2):327–343.
- Huang, D., Schlag, C., Shaliastovich, I., and Thimme, J. (2018). Volatility-of-volatility risk. *Journal of Financial and Quantitative Analysis*, page 1–63.
- Jacod, J., Li, Y., and Zheng, X. (2017). Statistical properties of microstructure noise. *Econometrica*, 85:1133–1174.
- Kalnina, I. and Xiu, D. (2017). Nonparametric estimation of the leverage effect: a trade-off between robustness and efficiency. *Journal of the American Statistical Association*, 112(517):384–399.
- Kyle, A. and Obizhaeva, A. (2017). Dimensional analysis and market microstructure invariance. *Working Paper w0234, New Economic School (NES)*.
- Lunde, A. and Brix, A. (2013). Estimating stochastic volatility models using prediction-based estimating functions. *CREATES Research Paper*, No. 2013-23.
- Malliavin, P. and Mancino, M. (2009). A fourier transform method for nonparametric estimation of multivariate volatility. *Annals of Statistics*, 37(4):1983–2010.
- Mancino, M., Recchioni, C., and Sanfelici, S. (2017). Fourier-malliavin volatility estimation. theory and practice. *Springer*.
- Mykland, P. A. and Zhang, L. (2009). Inference for continuous semimartingales observed at high frequency. *Econometrica*, 77(5):1403–1445.
- Nelson, D. (1990). Arch models as diffusion approximations. *Journal of Econometrics*, 45(2):7–38.
- Platen, E. (1997). A non-linear stochastic volatility model. *Financial Mathematics Research Report No.FMRR005-97, Center for Financial Mathematics, Australian National University*.
- Roll, R. (1984). A simple implicit measure of the effective bid-ask spread in an efficient market. *The Journal of Finance*, 39:1127–1139.

- Sanfelici, S., Curato, I., and Mancino, M. (2015). High frequency volatility of volatility estimation free from spot volatility estimates. *Quantitative Finance*, 15(8):1331–1345.
- Smith, E., Farmer, D., Gillemot, L., and Krishnamurthy, S. (2003). Statistical theory of the continuous double auction. *Quantitative Finance*, 3(6):481–514.
- Vetter, M. (2015). Estimation of integrated volatility of volatility with applications to goodness-of-fit testing. *Bernoulli*, 21(4):2393–2418.

Appendix A Proofs

See supplementary file.

Appendix B Indirect inference of the CKLS parameters

See supplementary file.

Appendix A Proofs

Theorem 1

Proof. From Definition 2 we have

$$PSRV_{[\tau, \tau+h], N} := \sum_{i=1}^{\lfloor h/\Delta_N \rfloor} \left[\hat{\nu}(\tau + i\Delta_N) - \hat{\nu}(\tau + i\Delta_N - \Delta_N) \right]^2,$$

where, for s taking values on the time grid of mesh-size δ_N :

- $\hat{\nu}(s) := RV(s, k_N \delta_N) (k_N \delta_N)^{-1}$,
- $RV(s, k_N \delta_N) := \sum_{j=1}^{k_N} \Delta p^2(s + j\delta_N - k_N \delta_N, \delta_N)$,
- $\Delta p(s) := p(s) - p(s - \delta_N)$.

Note that $E[PSRV_{[\tau, \tau+h], N}]$ can be rewritten as

$$\begin{aligned} E[PSRV_{[\tau, \tau+h], N}] &= (k_N \delta_N)^{-2} \sum_{i=1}^{\lfloor h/\Delta_N \rfloor} E[RV^2(\tau + i\Delta_N, k_N \delta_N)] + E[RV^2(\tau + i\Delta_N - \Delta_N, k_N \delta_N)] \\ &\quad - 2E[RV(\tau + i\Delta_N, k_N \delta_N)RV(\tau + i\Delta_N - \Delta_N, k_N \delta_N)]. \end{aligned} \quad (2)$$

Therefore, under Assumption 2, the explicit formula for $E[PSRV_{[\tau, \tau+h], N}]$ can be obtained by deriving an analytic expression for $E[RV^2(\tau + i\Delta_N, k_N \delta_N)]$, $E[RV^2(\tau + i\Delta_N - \Delta_N, k_N \delta_N)]$ and $E[RV(\tau + i\Delta_N, k_N \delta_N)RV(\tau + i\Delta_N - \Delta_N, k_N \delta_N)]$.

We address these three tasks separately as follows.

I) Analytic expression of $E[RV^2(\tau + i\Delta_N, k_N \delta_N)]$

To simplify the notation, we use $a_{i,u,N}$ to denote the quantity $a_{i,u,N} = \tau + i\Delta_N + (u - k_N)\delta_N$ and $(\mathcal{F}_s^\nu)_{s \geq 0}$ the natural filtration associated with the process ν . We have

$$\begin{aligned} E[RV^2(\tau + i\Delta_N, k_N \delta_N)] &= \sum_{j=1}^{k_N} E[\Delta p^4(\tau + i\Delta_N + (j - k_N)\delta_N)] \\ &+ 2 \sum_{j=2}^{k_N} E[\Delta p^2(\tau + i\Delta_N + (j - k_N)\delta_N) \sum_{h=1}^{j-1} \Delta p^2(\tau + i\Delta_N + (h - k_N)\delta_N)] = \end{aligned}$$

$$\sum_{j=1}^{k_N} E \left[\left(\int_{a_{i,j-1,N}}^{a_{i,j,N}} \sqrt{v(s)} dW(s) \right)^4 \right] + 2 \sum_{j=2}^{k_N} E \left[\left(\int_{a_{i,j-1,N}}^{a_{i,j,N}} \sqrt{v(s)} dW(s) \right)^2 \times \sum_{h=1}^{j-1} \left(\int_{a_{i,h-1,N}}^{a_{i,h,N}} \sqrt{v(s)} dW(s) \right)^2 \right] =$$

$$\sum_{j=1}^{k_N} E \left[\left(\int_{a_{i,j-1,N}}^{a_{i,j,N}} \sqrt{v(s)} dW(s) \right)^4 \right] + 2 \sum_{j=2}^{k_N} \sum_{h=1}^{j-1} E \left[\left(\int_{a_{i,j-1,N}}^{a_{i,j,N}} \sqrt{v(s)} dW(s) \right)^2 \times \left(\int_{a_{i,h-1,N}}^{a_{i,h,N}} \sqrt{v(s)} dW(s) \right)^2 \right],$$

where:

- $\int_{a_{i,j-1,N}}^{a_{i,j,N}} \sqrt{v(s)} dW(s) | \mathcal{F}_{a_{i,j,N}}^v \sim \mathcal{N} \left(0, \int_{a_{i,j-1,N}}^{a_{i,j,N}} v(s) ds \right)$, which implies

$$E \left[\left(\int_{a_{i,j-1,N}}^{a_{i,j,N}} \sqrt{v(s)} dW(s) \right)^4 \right] = E \left[E \left[\left(\int_{a_{i,j-1,N}}^{a_{i,j,N}} \sqrt{v(s)} dW(s) \right)^4 | \mathcal{F}_{a_{i,j,N}}^v \right] \right] = 3E \left[\left(\int_{a_{i,j-1,N}}^{a_{i,j,N}} v(s) ds \right)^2 \right];$$
- for $h < j$ and $s < r$ we have:

$$E \left[\left(\int_{a_{i,j-1,N}}^{a_{i,j,N}} \sqrt{v(s)} dW(s) \right)^2 \left(\int_{a_{i,h-1,N}}^{a_{i,h,N}} \sqrt{v(s)} dW(s) \right)^2 \right] =$$

$$E \left[E \left[\left(\int_{a_{i,j-1,N}}^{a_{i,j,N}} \sqrt{v(s)} dW(s) \right)^2 \left(\int_{a_{i,h-1,N}}^{a_{i,h,N}} \sqrt{v(s)} dW(s) \right)^2 | \mathcal{F}_{a_{i,j,N}}^v \right] \right] =$$

$$E \left[E \left[\left(\int_{a_{i,j-1,N}}^{a_{i,j,N}} \sqrt{v(s)} dW(s) \right)^2 | \mathcal{F}_{a_{i,j,N}}^v \right] E \left[\left(\int_{a_{i,h-1,N}}^{a_{i,h,N}} \sqrt{v(s)} dW(s) \right)^2 | \mathcal{F}_{a_{i,j,N}}^v \right] \right] =$$

$$E \left[\int_{a_{i,j-1,N}}^{a_{i,j,N}} v(s) ds \int_{a_{i,h-1,N}}^{a_{i,h,N}} v(s) ds \right] = \int_{a_{i,j-1,N}}^{a_{i,j,N}} \int_{a_{i,h-1,N}}^{a_{i,h,N}} E[v(r)v(s)] ds dr =$$

$$\int_{a_{i,j-1,N}}^{a_{i,j,N}} \int_{a_{i,h-1,N}}^{a_{i,h,N}} E[v(s)E[v(r)|\mathcal{F}_s^v] ds dr.$$

Under Assumption 2 (see Appendix A in Bollerslev and Zhou (2002)), we also have:

- $E \left[\left(\int_{a_{i,j-1,N}}^{a_{i,j,N}} v(s) ds \right)^2 \right] = \frac{1}{\theta^2} (1 - e^{-\theta \delta_N})^2 \left\{ e^{-2\theta i \Delta_N - 2\theta j \delta_N + 2\theta(1+k_N)\delta_N} E[\nu(\tau)]^2 + \right.$

$$\left[\frac{\gamma^2}{\theta} (e^{-\theta i \Delta_N - \theta j \delta_N + \theta(k_N+1)\delta_N} - e^{-2\theta i \Delta_N - 2\theta j \delta_N + 2\theta(k_N+1)\delta_N}) \right. \\ \left. + 2\alpha e^{-\theta i \Delta_N - \theta j \delta_N + \theta(k_N+1)\delta_N} (1 - e^{-\theta i \Delta_N - \theta j \delta_N + \theta(k_N+1)\delta_N}) \right] E[\nu(\tau)] \\ \left. + \left(\frac{\gamma^2 \alpha}{2\theta} + \alpha^2 \right) (1 + e^{-2\theta i \Delta_N - 2\theta j \delta_N + 2\theta(k_N+1)\delta_N} - 2e^{-\theta i \Delta_N - \theta j \delta_N + \theta(k_N+1)\delta_N}) \right\}$$

$$+ \frac{\gamma^2}{\theta^2} \left(\frac{1}{\theta} - 2\delta_N e^{-\theta \delta_N} - \frac{1}{\theta} e^{-2\theta \delta_N} \right) + 2\frac{1}{\theta} (1 - e^{-\theta \delta_N}) \left[\alpha \delta_N - \frac{\alpha}{\theta} (1 - e^{-\theta \delta_N}) \right] \left[e^{-\theta i \Delta_N - \theta j \delta_N + \theta(k_N+1)\delta_N} E[\nu(\tau)] + \right.$$

$$\left. \alpha (1 - e^{-\theta i \Delta_N - \theta j \delta_N + \theta(k_N+1)\delta_N}) \right] + \frac{\gamma^2}{\theta^2} \left[\alpha \delta_N (1 + 2e^{-\theta \delta_N}) + \frac{\alpha}{2\theta} (e^{-2\theta \delta_N} + 4e^{-\theta \delta_N} - 5) \right] + \alpha^2 \delta_N^2 + \frac{\alpha^2}{\theta^2} (1 - e^{-\theta \delta_N})^2 - 2\frac{\alpha^2}{\theta} \delta_N (1 - e^{-\theta \delta_N});$$

- for $h < j$ and $s < r$,

$$\begin{aligned}
& \int_{a_{i,j-1,N}}^{a_{i,j,N}} \int_{a_{i,h-1,N}}^{a_{i,h,N}} E[v(s)E[v(r)|\mathcal{F}_s^\nu] ds dr = \\
& \left[(E[\nu(\tau)] - \alpha)^2 + \frac{\gamma^2}{\theta} \left(\frac{\alpha}{2} - E[\nu(\tau)] \right) \right] \frac{1}{\theta^2} \cdot e^{-2\theta i \Delta_N - \theta j \delta_N - \theta h \delta_N + 2\theta k_N \delta_N} (1 - e^{\theta \delta_N})^2 + \\
& - \frac{\gamma^2 \alpha}{2\theta^3} e^{-\theta j \delta_N + \theta h \delta_N} (2 - e^{-\theta \delta_N} - e^{\theta \delta_N}) + \alpha^2 \delta_N^2 - \frac{\gamma^2}{\alpha \theta} (E[\nu(\tau)] - \alpha) \delta_N (1 - e^{\theta \delta_N}) e^{-\theta i \Delta_N - \theta j \delta_N + \theta k_N \delta_N} + \\
& - \frac{\alpha}{\theta} (E[\nu(\tau)] - \alpha) \delta_N (1 - e^{\theta \delta_N}) e^{-\theta i \Delta_N - \theta h \delta_N + \theta k_N \delta_N}.
\end{aligned}$$

Finally, putting everything together, we obtain:

$$\begin{aligned}
& E[RV^2(\tau + i\Delta_N, k_N \delta_N)] = \\
& (1 - e^{-2\theta k_N \delta_N}) (1 - e^{-2\theta \delta_N})^{-1} e^{-2i\Delta_N + 2\theta k_N \delta_N} (1 - e^{-\theta \delta_N})^2 \frac{3}{\theta^2} \left[(E[\nu(\tau)] - \alpha)^2 + \frac{\gamma^2}{\theta} \left(\frac{\alpha}{2} - E[\nu(\tau)] \right) \right] \\
& + (1 - e^{-\theta k_N \delta_N}) (1 - e^{-\theta \delta_N})^{-1} e^{-i\Delta_N + \theta k_N \delta_N} \left\{ \frac{\gamma^2}{\theta} (E[\nu(\tau)] - \alpha) \frac{3}{\theta^2} (1 - e^{-\theta \delta_N})^2 \right. \\
& + \frac{\gamma^2}{\theta} \left(\frac{1}{\theta} - 2e^{-\theta \delta_N} \delta_N - \frac{1}{\theta} e^{-2\theta \delta_N} \right) \frac{3}{\theta} (E[\nu(\tau)] - \alpha) + \left[6 \frac{\alpha}{\theta} \delta_N (1 - e^{-\theta \delta_N}) \right] (E[\nu(\tau)] - \alpha) \left. \right\} \\
& + \frac{\gamma^2}{\theta} k_N \left[\frac{3\alpha}{2\theta^2} (1 - e^{-\theta \delta_N})^2 + 3 \frac{\alpha}{\theta} \left(\frac{1}{\theta} - 2e^{-\theta \delta_N} \delta_N - \frac{1}{\theta} e^{-2\theta \delta_N} \right) + 3 \frac{\alpha}{\theta} \delta_N (1 + 2e^{-\theta \delta_N}) \right. \\
& + \left. \frac{3\alpha}{2\theta^2} (e^{-2\theta \delta_N} + 4e^{-\theta \delta_N} - 5) \right] + 3\alpha^2 \delta_N^2 k_N \\
& + 2 \left[\frac{\gamma^2}{\theta} \left(\frac{\alpha}{2} - E[\nu(\tau)] \right) + (E[\nu(\tau)] - \alpha)^2 \right] \frac{1}{\theta^2} e^{2\theta k_N \delta_N - 2\theta i \Delta_N - \theta \delta_N} \times \\
& \times (1 - e^{-\theta(k_N-1)\delta_N} + e^{-\theta(k_N+i)\delta_N} - e^{-\theta \delta_N} + e^{-\theta(2k_N-1)\delta_N} - e^{-2\theta k_N \delta_N}) (1 - e^{-2\theta \delta_N})^{-1} \\
& + 2\alpha (E[\nu(\tau)] - \alpha) \frac{1}{\theta} \delta_N e^{\theta k_N \delta_N - \theta i \Delta_N} (e^{\theta \delta_N} - 1)^{-1} \times \\
& \times [e^{-\theta k_N \delta_N} (e^{\theta k_N \delta_N} - 1 + k_N - k_N e^{\theta \delta_N}) + k_N (e^{\theta \delta_N} - 1) + e^{\theta \delta_N} (e^{-\theta k_N \delta_N} - 1)] \\
& + 2 \frac{\gamma^2}{\theta} (E[\nu(\tau)] - \alpha) \frac{1}{\theta} \delta_N e^{-\theta i \Delta_N} (e^{\theta k_N \delta_N} - 1 + k_N - k_N e^{\theta \delta_N}) (e^{\theta \delta_N} - 1)^{-1} \\
& + \gamma^2 \alpha \frac{1}{\theta^3} (e^{-\theta k_N \delta_N} - 1 + k_N - k_N e^{-\theta \delta_N}) + \alpha^2 \delta_N^2 (k_N^2 - k_N).
\end{aligned}$$

II) Analytic expression of $E[RV^2(\tau + i\Delta_N - \Delta_N, k_N \delta_N)]$

The analytic expression of $E[RV^2(\tau + i\Delta_N - \Delta_N, k_N \delta_N)]$ under Assumption 2 is easily obtained by replacing i with $i - 1$ in the explicit expression of $E[RV^2(\tau + i\Delta_N, k_N \delta_N)]$ derived in (I).

III) Analytic expression of $E[RV(\tau + i\Delta_N, k_N \delta_N)RV(\tau + i\Delta_N - \Delta_N, k_N \delta_N)]$

We assume that $W_N = k_N \delta_N < \Delta_N$ for N larger than some threshold $\mu_* > 0$. Then, for $N > \mu_*$ we rewrite

$$\begin{aligned}
& E[RV(\tau + i\Delta_N, k_N\delta_N)RV(\tau + (i-1)\Delta_N, k_N\delta_N)] = \\
& E\left[\sum_{j=1}^{k_N} \Delta p^2(\tau + i\Delta_N + (j - k_N)\delta_N, \delta_N) \sum_{j=1}^{k_N} \Delta p^2(\tau + (i-1)\Delta_N + (j - k_N)\delta_N, \delta_N)\right] = \\
& E\left[\sum_{j=1}^{k_N} \left(\int_{a_{i,j-1,N}}^{a_{i,j,N}} \sqrt{v(s)}dW(s)\right)^2 \sum_{j=1}^{k_N} \left(\int_{a_{i-1,j-1,N}}^{a_{i-1,j,N}} \sqrt{v(s)}dW(s)\right)^2\right] = \\
& E\left[E\left[\sum_{j=1}^{k_N} \left(\int_{a_{i,j-1,N}}^{a_{i,j,N}} \sqrt{v(s)}dW(s)\right)^2 \sum_{j=1}^{k_N} \left(\int_{a_{i-1,j-1,N}}^{a_{i-1,j,N}} \sqrt{v(s)}dW(s)\right)^2 \middle| \mathcal{F}_{a_i, k_N, N}^v\right]\right] = \\
& E\left[E\left[\sum_{j=1}^{k_N} \left(\int_{a_{i,j-1,N}}^{a_{i,j,N}} \sqrt{v(s)}dW(s)\right)^2 \middle| \mathcal{F}_{a_i, k_N, N}^v\right] E\left[\sum_{j=1}^{k_N} \left(\int_{a_{i-1,j-1,N}}^{a_{i-1,j,N}} \sqrt{v(s)}dW(s)\right)^2 \middle| \mathcal{F}_{a_i, k_N, N}^v\right]\right] = \\
& E\left[\sum_{j=1}^{k_N} E\left[\left(\int_{a_{i,j-1,N}}^{a_{i,j,N}} \sqrt{v(s)}dW(s)\right)^2 \middle| \mathcal{F}_{a_i, k_N, N}^v\right] \sum_{j=1}^{k_N} E\left[\left(\int_{a_{i-1,j-1,N}}^{a_{i-1,j,N}} \sqrt{v(s)}dW(s)\right)^2 \middle| \mathcal{F}_{a_i, k_N, N}^v\right]\right] = \\
& E\left[\sum_{j=1}^{k_N} \int_{a_{i,j-1,N}}^{a_{i,j,N}} v(s)ds \sum_{j=1}^{k_N} \int_{a_{i-1,j-1,N}}^{a_{i-1,j,N}} v(s)ds\right] = E\left[\int_{a_{i,0,N}}^{a_{i, k_N, N}} v(s)ds \int_{a_{i-1,0,N}}^{a_{i-1, k_N, N}} v(s)ds\right] = \\
& \int_{a_{i,0,N}}^{a_{i, k_N, N}} \int_{a_{i-1,0,N}}^{a_{i-1, k_N, N}} E[v(r)v(s)]dsdr = \int_{a_{i,0,N}}^{a_{i, k_N, N}} \int_{a_{i-1,0,N}}^{a_{i-1, k_N, N}} E[v(s)E[v(r)|\mathcal{F}_s^v]dsdr, s < r.
\end{aligned}$$

Under Assumption 2 (see, again, Appendix A in Bollerslev and Zhou (2002)),

$$\begin{aligned}
& E[RV(\tau + i\Delta_N, k_N\delta_N)RV(\tau + (i-1)\Delta_N, k_N\delta_N)] = \tag{3} \\
& = \frac{1}{\theta^2} e^{\theta\Delta_N} \left(1 - e^{\theta k_N\delta_N}\right)^2 e^{-2\theta i\Delta_N} \left[(E[\nu(\tau)] - \alpha)^2 + \frac{\gamma^2}{\theta} \left(\frac{\alpha}{2} - E[\nu(\tau)]\right) \right] \\
& - e^{-\theta\Delta_N} \left(2 - e^{\theta k_N\delta_N} - e^{-\theta k_N\delta_N}\right) \frac{\gamma^2\alpha}{2\theta^3} - \frac{1}{\theta} k_N\delta_N \left(1 - e^{\theta k_N\delta_N}\right) e^{-\theta i\Delta_N} \left[\left(\frac{\gamma^2}{\theta} + \alpha\right) (E[\nu(\tau)] - \alpha) \right] \\
& - \frac{1}{\theta} k_N\delta_N \left(1 - e^{\theta k_N\delta_N}\right) e^{\theta\Delta_N - \theta i\Delta_N} [\alpha(E[\nu(\tau)] - \alpha)] + \alpha^2 (k_N\delta_N)^2.
\end{aligned}$$

After plugging the explicit expressions obtained in (I), (II) and (III) into Eq. (A), simple but tedious calculations yield the parametric expression of $E[PSRV_{[\tau, \tau+h], N}]$ under Assumption 2, which can be expressed in the following compact form:

$$E[PSRV_{[\tau, \tau+h], N}] = \gamma^2\alpha h A_N + \gamma^2 \left(E[\nu(\tau)] - \alpha\right) \frac{1 - e^{-\theta h}}{h} B_N + C_N,$$

where:

$$\begin{aligned}
A_N &= (k_N \delta_N)^{-2} \Delta_N^{-1} \left\{ \frac{2}{\theta} k_N \left[\frac{3}{2\theta^2} (1 - e^{-\theta \delta_N})^2 + 3 \frac{1}{\theta} \left(\frac{1}{\theta} - 2e^{-\theta \delta_N} \delta_N - \frac{1}{\theta} e^{-2\theta \delta_N} \right) \right. \right. \\
&+ 3 \frac{1}{\theta} \delta_N (1 + 2e^{-\theta \delta_N}) + \left. \left. \frac{3}{2\theta^2} (e^{-2\theta \delta_N} + 4e^{-\theta \delta_N} - 5) \right] + \frac{2}{\theta^3} (e^{-\theta k_N \delta_N} - 1 + k_N - k_N e^{-\theta \delta_N}) \right. \\
&+ \left. \left. \frac{1}{\theta^3} e^{-\theta \Delta_N} (2 - e^{\theta k_N \delta_N} - e^{-\theta k_N \delta_N}) \right\}; \tag{4}
\end{aligned}$$

$$\begin{aligned}
B_N &= (k_N \delta_N)^{-2} e^{-\theta \Delta_N} (1 - e^{-\theta \Delta_N})^{-1} \left\{ (1 + e^{\theta \Delta_N}) \left[\frac{3}{\theta^2} (e^{\theta k_N \delta_N} - 1) (1 - e^{-\theta \delta_N}) \right. \right. \\
&+ \frac{3}{\theta} (e^{\theta k_N \delta_N} - 1) (1 - e^{-\theta \delta_N})^{-1} \left(\frac{1}{\theta} - 2e^{-\theta \delta_N} \delta_N + -\frac{1}{\theta} e^{-2\theta \delta_N} \right) \\
&+ \left. \left. 2 \frac{1}{\theta} \delta_N (e^{\theta \delta_N} - 1)^{-1} (k_N - 1 + e^{\theta k_N \delta_N} - k_N e^{\theta \delta_N}) \right] + \frac{2}{\theta} k_N \delta_N (1 - e^{\theta k_N \delta_N}) \right\}; \tag{5}
\end{aligned}$$

$$\begin{aligned}
C_N &= (k_N \delta_N)^{-2} \left\{ e^{-2\theta \Delta_N} (1 - e^{-2\theta h}) (1 - e^{-2\theta \Delta_N})^{-1} \frac{1}{\theta^2} \left[(E[\nu(\tau)] - \alpha)^2 + \frac{\gamma^2}{\theta} \left(\frac{\alpha}{2} - \nu(\tau) \right) \right] \times \right. \\
&\left\{ (1 + e^{2\theta \Delta_N}) (1 - e^{-2\theta \delta_N})^{-1} \left[3(e^{2\theta k_N \delta_N} - 1) (1 - e^{-\theta \delta_N})^2 + 2(1 - e^{-\theta \delta_N}) \right. \right. \\
&+ 2e^{\theta k_N \delta_N} (e^{-2\theta \delta_N} - 1) + 2e^{2\theta k_N \delta_N - \theta \delta_N} (1 - e^{-\theta \delta_N}) \left. \right] - 2e^{\theta \Delta_N} (1 - e^{\theta k_N \delta_N})^2 \left. \right\} + (6\alpha^2 \delta_N^2 k_N - 2\alpha^2 k_N \delta_N^2) h \Delta_N^{-1} \\
&+ e^{-\theta \Delta_N} (1 - e^{-\theta h}) (1 - e^{-\theta \Delta_N})^{-1} \left\{ \left[6 \frac{\alpha}{\theta} \delta_N (E[\nu(\tau)] - \alpha) (e^{\theta k_N \delta_N} - 1) + 2 \frac{\alpha}{\theta} \delta_N (E[\nu(\tau)] - \alpha) (e^{\theta \delta_N} - 1)^{-1} \times \right. \right. \\
&\times \left. \left. [(e^{\theta k_N \delta_N} - 1 + k_N - k_N e^{\theta \delta_N}) + k_N e^{\theta k_N \delta_N} (e^{\theta \delta_N} - 1) + e^{\theta \delta_N} (1 - e^{\theta k_N \delta_N})] \right] (1 + e^{\theta \Delta_N}) \right. \\
&+ \left. \left. \frac{2\alpha}{\theta} k_N \delta_N (E[\nu(\tau)] - \alpha) (1 + e^{\theta \Delta_N}) (1 - e^{\theta k_N \delta_N}) \right\} \right\}. \tag{6}
\end{aligned}$$

We now recall that for $N \rightarrow \infty$, $\Delta_N = O(\delta_N^c)$, $c \in (0, 1)$, and $k_N = O(\delta_N^b)$, $b \in (-1, 0)$. Moreover, note that for $b \geq -1/2$ and $c < -b$ or $b < -1/2$ and $c < 1 + b$, we have

$$\lim_{N \rightarrow +\infty} \frac{1}{k_N \Delta_N} = 0$$

and

$$\lim_{N \rightarrow +\infty} \frac{k_N \delta_N}{\Delta_N} = 0.$$

Expanding A_N , B_N , and C_N as $N \rightarrow \infty$, one obtains

- $A_N \sim 1 + \frac{2}{\theta k_N \Delta_N} + \frac{\theta (k_N \delta_N)^2}{4 \Delta_N} - \frac{\theta^2 (k_N \delta_N)^2}{4} - \frac{\theta \Delta_N}{2} + \frac{\theta^3 (k_N \delta_N)^2 \Delta_N}{8};$
- $B_N \sim 1 + \frac{4}{\theta k_N \Delta_N} + \frac{2\delta_N}{\Delta_N} + \frac{2}{k_N} - \frac{4\delta_N}{k_N \Delta_N} - \frac{k_N \delta_N}{\Delta_N} - \frac{2\theta \delta_N^2}{\Delta_N} + \frac{1}{2} \theta \delta_N - \frac{2\theta \delta_N}{k_N} + \frac{1}{2} \theta \Delta_N + \frac{\theta \Delta_N}{k_N} + \frac{\theta \delta_N^2 k_N}{2 \Delta_N} - \frac{\theta^2 \delta_N \Delta_N}{k_N} - \theta^2 \delta_N^2 + \frac{\theta^2 \delta_N \Delta_N}{4} - \frac{\theta^3 \delta_N^2 \Delta_N}{2};$

- $C_N \sim \frac{1-e^{-2\theta h}}{2\theta^3} \left[(E[\nu(\tau)] - \alpha)^2 + \frac{\gamma^2}{\theta} \left(\frac{\alpha}{2} - E[\nu(\tau)] \right) \right] \left[\frac{4\theta^2}{k_N \Delta_N} + \frac{4\theta^3 \delta_N}{\Delta_N} + \theta^4 \Delta_N + \frac{4\theta^4 \Delta_N}{k_N} + 3\theta^5 \Delta_N \delta_N \right] + \frac{4\alpha^2 h}{k_N \Delta_N} + \frac{8\alpha(E[\nu(\tau)] - \alpha)(1-e^{-\theta h})}{\theta k_N \Delta_N},$

from which we get Eq.(1).

Based on the corresponding asymptotic expansions, one can easily check that as $N \rightarrow \infty$, if $b \geq -1/2$ and $c < -b$ or, alternatively, $b < -1/2$ and $c < 1 + b$, then $A_N \rightarrow 1$, $B_N \rightarrow 1$ and $C_N \rightarrow 0$. This implies that as $N \rightarrow \infty$, if $b \geq -1/2$ and $c < -b$ or, alternatively, $b < -1/2$ and $c < 1 + b$, then $E[PSRV_{[\tau, \tau+h], N}] = \gamma^2 \alpha h A_N + \gamma^2 (E[\nu(\tau)] - \alpha) \frac{1-e^{-\theta h}}{h} B_N + C_N$ converges to $E[\langle \nu, \nu \rangle_{[\tau, \tau+h]}] = \gamma^2 \alpha h + \gamma^2 (E[\nu(\tau)] - \alpha) \frac{1-e^{-\theta h}}{\theta}$, where the equivalence $E[\langle \nu, \nu \rangle_{[\tau, \tau+h]}] = \gamma^2 \alpha h + \gamma^2 (E[\nu(\tau)] - \alpha) \frac{1-e^{-\theta h}}{\theta}$ is obtained from Appendix A in Bollerslev and Zhou (2002).

In particular, one can easily verify that, as $N \rightarrow \infty$:

- for $b \geq -1/2$ and $c < -b$,

$$A_N - 1 = O(\Delta_N), B_N - 1 = O(\Delta_N), C_N = O(\Delta_N) \quad \text{if } c < -b/2, \quad (7)$$

$$A_N - 1 = O\left(\frac{1}{k_N \Delta_N}\right), B_N - 1 = O\left(\frac{1}{k_N \Delta_N}\right), C_N = O\left(\frac{1}{k_N \Delta_N}\right) \quad \text{if } -b/2 \leq c < -b; \quad (8)$$

- for $-2/3 \leq b < -1/2$ and $c < 1 + b$,

$$A_N - 1 = O(\Delta_N), B_N - 1 = O(\Delta_N), C_N = O(\Delta_N) \quad \text{if } c < (1+b)/2, \quad (9)$$

$$A_N - 1 = O(\Delta_N), B_N - 1 = O\left(\frac{k_N \delta_N}{\Delta_N}\right), C_N = O(\Delta_N) \quad \text{if } (1+b)/2 \leq c < -b/2, \quad (10)$$

$$A_N - 1 = O\left(\frac{1}{k_N \Delta_N}\right), B_N - 1 = O\left(\frac{k_N \delta_N}{\Delta_N}\right), C_N = O\left(\frac{1}{k_N \Delta_N}\right) \quad \text{if } -b/2 \leq c < 1 + b; \quad (11)$$

- for $b < -2/3$ and $c < 1 + b$,

$$A_N - 1 = O(\Delta_N), B_N - 1 = O(\Delta_N), C_N = O(\Delta_N) \quad \text{if } c < (1+b)/2, \quad (12)$$

$$A_N - 1 = O(\Delta_N), B_N - 1 = O\left(\frac{k_N \delta_N}{\Delta_N}\right), C_N = O(\Delta_N) \quad \text{if } (1+b)/2 \leq c < 1 + b. \quad (13)$$

The proof is complete. □

Corollary 1

Proof. Let Assumption 1 hold. Based on Eq. (1) and the asymptotic rates of A_N , B_N and C_N (see Eqs. (7) – (12)), we observe that:

- for $b \geq -1/2, c < -b/2$ or $b < -1/2, c < (1+b)/2$ or $b = -2/3, c < 1/6$,

$$E\left[PSRV_{[\tau, \tau+h], N} - \langle \nu, \nu \rangle_{[\tau, \tau+h]}\right] = a_1 \lambda \delta_N^c + o(\delta_N^c);$$

- for $b > -1/2, c \in (-b, -b/2)$ or $b < -2/3, c \in ((1+b)/2, 1+b)$,

$$E\left[PSRV_{[\tau, \tau+h], N} - \langle \nu, \nu \rangle_{[\tau, \tau+h]}\right] = a_2 \frac{1}{\kappa \lambda} \delta_N^{-b-c} + o(\delta_N^{-b-c});$$

- for $b \in (-2/3, -1/2), c \in ((1+b)/2, 1+b)$,

$$E\left[PSRV_{[\tau, \tau+h], N} - \langle \nu, \nu \rangle_{[\tau, \tau+h]}\right] = a_3 \frac{\kappa}{\lambda} \delta_N^{1+b-c} + o(\delta_N^{1+b-c});$$

- for $b = -2/3, c > 1/6$,

$$E\left[PSRV_{[\tau, \tau+h], N} - \langle \nu, \nu \rangle_{[\tau, \tau+h]}\right] = a_3 \frac{\kappa}{\lambda} \delta_N^{1/3-c} + o(\delta_N^{1/3-c});$$

- for $b = -1/2, c = 1/4$,

$$E\left[PSRV_{[\tau, \tau+h], N} - \langle \nu, \nu \rangle_{[\tau, \tau+h]}\right] = \frac{1}{\lambda} \delta_N^{1/4} (a_1 \lambda^2 + a_2 \kappa^{-1} + a_3 \kappa) + o(\delta_N^{1/4});$$

- for $b = -1/2, c > 1/4$,

$$E\left[PSRV_{[\tau, \tau+h], N} - \langle \nu, \nu \rangle_{[\tau, \tau+h]}\right] = \frac{1}{\lambda} \delta_N^{1/2-c} (a_2 \kappa^{-1} + a_3 \kappa) + o(\delta_N^{1/2-c});$$

- for $b = -2/3, c = 1/6$,

$$E\left[PSRV_{[\tau, \tau+h], N} - \langle \nu, \nu \rangle_{[\tau, \tau+h]}\right] = \delta_N^{1/6} (a_1 \lambda + a_3 \kappa \lambda^{-1}) + o(\delta_N^{1/6}).$$

Thus, it is possible to select κ and λ such that the dominant term of the bias expansion is canceled only when $b = -1/2$ and $c \geq 1/4$ or $b = -2/3$ and $c = 1/6$, provided that the selected values of κ and λ verify the condition $W_N \leq \Delta_N$, which, under Assumption 1, is equivalent to $\kappa \delta_N^{1+b} \leq \lambda \delta_N^c$. In all other cases, the dominant term of the bias can only be subtracted.

The case $b = -1/2$ and $c = 1/4$ is of particular interest, as it may allow to cancel the dominant term under the usual assumption $\nu(0) = \alpha$, which is equivalent to $E[\nu(\tau)] = \alpha$. In fact, if $E[\nu(\tau)] = \alpha$,

then $a_3 = 0$ and it is not possible to cancel the leading term of the bias expansion through the selection of κ and λ when $b = -1/2$ and $c > 1/4$ or $b = -2/3$ and $c = 1/6$.

Specifically, the leading term of the bias expansion in Eq. (1) can be canceled in the case $b = -1/2$ and $c = 1/4$ if there exists a solution $(\tilde{\kappa}, \tilde{\lambda})$ to the following system

$$\begin{cases} a_3\kappa^2 + a_1\lambda^2\kappa + a_2 = 0 \\ \kappa > 0 \\ W_N \leq \Delta_N \end{cases},$$

where $W_N = \kappa\delta_N^{1/2}$ and $\Delta_N = \lambda\delta_N^{1/4}$. If a solution $(\tilde{\kappa}, \tilde{\lambda})$ exists, the corresponding bias-optimal selection of W_N and Δ_N reads

$$W_N = \tilde{\kappa}\delta_N^{1/2}, \quad \Delta_N = \tilde{\lambda}\delta_N^{1/4}.$$

□

Theorem 2

Proof. Let Assumption 3 hold and consider the estimator:

$$\widetilde{PSRV}_{[\tau, \tau+h], N} := \sum_{i=1}^{\lfloor h/\Delta_N \rfloor} \left[\hat{v}(\tau + i\Delta_N) - \hat{v}(\tau + i\Delta_N - \Delta_N) \right]^2,$$

where, for s taking values on the time grid of mesh-size δ_N :

- $\hat{v}(s) := \widetilde{RV}(s, k_N\delta_N)(k_N\delta_N)^{-1}$,
- $\widetilde{RV}(s, k_N\delta_N) := \sum_{j=1}^{k_N} \Delta\tilde{p}^2(s + j\delta_N - k_N\delta_N, \delta_N)$,
- $\Delta\tilde{p}(s) = \Delta p(s) - \Delta\eta(s) := \tilde{p}(s) - \tilde{p}(s - \delta_N) = p(s) + \eta(s) - p(s - \delta_N) - \eta(s - \delta_N)$.

We observe that

$$\begin{aligned} \widetilde{PSRV}_{[\tau, \tau+h], N} &= (k_N\delta_N)^{-2} \sum_{i=1}^{\lfloor h/\Delta_N \rfloor} \left[\widetilde{RV}(\tau + i\Delta_N, k_N\delta_N) - \widetilde{RV}(\tau + (i-1)\Delta_N, k_N\delta_N) \right]^2 = \\ &= (k_N\delta_N)^{-2} \sum_{i=1}^{\lfloor h/\Delta_N \rfloor} \left[\sum_{j=1}^{k_N} \Delta\tilde{p}^2(\tau + i\Delta_N + (j - k_N)\delta_N) - \sum_{j=1}^{k_N} \Delta\tilde{p}^2(\tau + (i-1)\Delta_N + (j - k_N)\delta_N) \right]^2 = \\ &= (k_N\delta_N)^{-2} \sum_{i=1}^{\lfloor h/\Delta_N \rfloor} \left[\sum_{j=1}^{k_N} \left(\Delta p(\tau + i\Delta_N + (j - k_N)\delta_N) + \Delta\eta(\tau + i\Delta_N + (j - k_N)\delta_N) \right)^2 \right. \\ &\quad \left. - \sum_{j=1}^{k_N} \left(\Delta p(\tau + (i-1)\Delta_N + (j - k_N)\delta_N) + \Delta\eta(\tau + (i-1)\Delta_N + (j - k_N)\delta_N) \right)^2 \right]^2. \end{aligned}$$

To simplify the notation, we replace $\Delta p(\tau + i\Delta_N + (j - k_N)\delta_N)$ with $r(i, j, N)$ and

$\Delta\eta(\tau + i\Delta_N + (j - k_N)\delta_N)$ with $\epsilon(i, j, N)$ and rewrite:

$$\begin{aligned}
\widetilde{PSRV}_{[\tau, \tau+h], N} &= (k_N\delta_N)^{-2} \sum_{i=1}^{\lfloor h/\Delta_N \rfloor} \left[\sum_{j=1}^{k_N} \left(r(i, j, N) + \epsilon(i, j, N) \right)^2 - \sum_{j=1}^{k_N} \left(r(i-1, j, N) + \epsilon(i-1, j, N) \right)^2 \right]^2 = \\
&= (k_N\delta_N)^{-2} \sum_{i=1}^{\lfloor h/\Delta_N \rfloor} \left[\sum_{j=1}^{k_N} \left(r^2(i, j, N) + \epsilon^2(i, j, N) + 2r(i, j, N)\epsilon(i, j, N) \right) - \sum_{j=1}^{k_N} \left(r^2(i-1, j, N) + \epsilon^2(i-1, j, N) \right) \right. \\
&\quad \left. + 2r(i-1, j, N)\epsilon(i-1, j, N) \right]^2 = \\
&= (k_N\delta_N)^{-2} \sum_{i=1}^{\lfloor h/\Delta_N \rfloor} \left[\sum_{j=1}^{k_N} \left(r^2(i, j, N) - r^2(i-1, j, N) \right) + \sum_{j=1}^{k_N} \left(\epsilon^2(i, j, N) - \epsilon^2(i-1, j, N) \right) \right. \\
&\quad \left. + 2 \sum_{j=1}^{k_N} \left(r(i, j, N)\epsilon(i, j, N) - r(i-1, j, N)\epsilon(i-1, j, N) \right) \right]^2 \\
&= (k_N\delta_N)^{-2} \sum_{i=1}^{\lfloor h/\Delta_N \rfloor} \left\{ \left[\sum_{j=1}^{k_N} \left(r^2(i, j, N) - r^2(i-1, j, N) \right) \right]^2 \right. \\
&\quad \left. + \left[\sum_{j=1}^{k_N} \left(\epsilon^2(i, j, N) - \epsilon^2(i-1, j, N) \right) \right]^2 + 4 \left[\sum_{j=1}^{k_N} \left(r(i, j, N)\epsilon(i, j, N) - r(i-1, j, N)\epsilon(i-1, j, N) \right) \right]^2 \right. \\
&\quad \left. + 2 \sum_{j=1}^{k_N} \left(r^2(i, j, N) - r^2(i-1, j, N) \right) \sum_{j=1}^{k_N} \left(\epsilon^2(i, j, N) - \epsilon^2(i-1, j, N) \right) \right. \\
&\quad \left. + 4 \sum_{j=1}^{k_N} \left(r^2(i, j, N) - r^2(i-1, j, N) \right) \sum_{j=1}^{k_N} \left(r(i, j, N)\epsilon(i, j, N) - r(i-1, j, N)\epsilon(i-1, j, N) \right) \right. \\
&\quad \left. + 4 \sum_{j=1}^{k_N} \left(\epsilon^2(i, j, N) - \epsilon^2(i-1, j, N) \right) \sum_{j=1}^{k_N} \left(r(i, j, N)\epsilon(i, j, N) - r(i-1, j, N)\epsilon(i-1, j, N) \right) \right\}.
\end{aligned}$$

Based on the previous expression, we can split the expected value of $\widetilde{PSRV}_{[\tau, \tau+h], N}$ into the sum of the following six components:

- i) $PSRV_{[\tau, \tau+h], N}$,
- ii) $(k_N\delta_N)^{-2} \sum_{i=1}^{\lfloor h/\Delta_N \rfloor} E \left[\sum_{j=1}^{k_N} \left(\epsilon^2(i, j, N) - \epsilon^2(i-1, j, N) \right) \right]^2$,
- iii) $4(k_N\delta_N)^{-2} \sum_{i=1}^{\lfloor h/\Delta_N \rfloor} E \left[\sum_{j=1}^{k_N} \left(r(i, j, N)\epsilon(i, j, N) - r(i-1, j, N)\epsilon(i-1, j, N) \right) \right]^2$,
- iv) $2(k_N\delta_N)^{-2} \sum_{i=1}^{\lfloor h/\Delta_N \rfloor} \left\{ E \left[\sum_{j=1}^{k_N} \left(r^2(i, j, N) - r^2(i-1, j, N) \right) \right] E \left[\sum_{j=1}^{k_N} \left(\epsilon^2(i, j, N) - \epsilon^2(i-1, j, N) \right) \right] \right\}$,
- v) $4(k_N\delta_N)^{-2} \sum_{i=1}^{\lfloor h/\Delta_N \rfloor} E \left[\sum_{j=1}^{k_N} \left(r^2(i, j, N) - r^2(i-1, j, N) \right) \sum_{j=1}^{k_N} \left(r(i, j, N)\epsilon(i, j, N) - r(i-1, j, N)\epsilon(i-1, j, N) \right) \right]$

$$\begin{aligned}
& \left. 1, j, N) \right) \Big], \\
\text{vi)} & 4(k_N \delta_N)^{-2} \sum_{i=1}^{\lfloor h/\Delta_N \rfloor} E \left[\sum_{j=1}^{k_N} \left(\epsilon^2(i, j, N) - \epsilon^2(i-1, j, N) \right) \sum_{j=1}^{k_N} \left(r(i, j, N) \epsilon(i, j, N) - r(i-1, j, N) \epsilon(i-1, j, N) \right) \right].
\end{aligned}$$

Note that under Assumption 3, r is a martingale and ϵ is a mean-zero stationary process independent of r . Therefore components iv), v) and vi) are equal to zero. Moreover, note that the analytic expression of i) was already obtained in Theorem 1. Thus, in order to obtain the analytic expression of $E[\widetilde{PSRV}_{[\tau, \tau+h], N}]$ under Assumption 3, we only have to compute the analytic expressions of ii) and iii).

We start with ii). We have:

$$\begin{aligned}
& (k_N \delta_N)^{-2} \sum_{i=1}^{\lfloor h/\Delta_N \rfloor} E \left[\sum_{j=1}^{k_N} \left(\epsilon^2(i, j, N) - \epsilon^2(i-1, j, N) \right) \right]^2 = \\
& + (k_N \delta_N)^{-2} \sum_{i=1}^{\lfloor h/\Delta_N \rfloor} \left\{ \sum_{j=1}^{k_N} E \left[\left(\epsilon^2(i, j, N) - \epsilon^2(i-1, j, N) \right)^2 \right] \right. \\
& \left. + 2 \sum_{j=2}^{k_N} \sum_{h=1}^{j-1} E \left[\left(\epsilon^2(i, j, N) - \epsilon^2(i-1, j, N) \right) \left(\epsilon^2(i, h, N) - \epsilon^2(i-1, h, N) \right) \right] \right\} = \\
& (k_N \delta_N)^{-2} \sum_{i=1}^{\lfloor h/\Delta_N \rfloor} \left\{ \sum_{j=1}^{k_N} E \left[\epsilon^4(i, j, N) + \epsilon^4(i-1, j, N) - 2\epsilon^2(i, j, N)\epsilon^2(i-1, j, N) \right] \right. \\
& \left. + 2 \sum_{j=2}^{k_N} \sum_{h=1}^{j-1} E \left[\left(\epsilon^2(i, j, N)\epsilon^2(i, h, N) - \epsilon^2(i, j, N)\epsilon^2(i-1, h, N) - \epsilon^2(i-1, j, N)\epsilon^2(i, h, N) + \right. \right. \right. \\
& \left. \left. \left. \epsilon^2(i-1, j, N)\epsilon^2(i-1, h, N) \right) \right] \right\} = \\
& (k_N \delta_N)^{-2} \sum_{i=1}^{\lfloor h/\Delta_N \rfloor} \left\{ \sum_{j=1}^{k_N} E \left[\epsilon^4(i, j, N) + \epsilon^4(i-1, j, N) - 2\epsilon^2(i, j, N)\epsilon^2(i-1, j, N) \right] + \right. \\
& \left. 2 \sum_{j=2}^{k_N} \sum_{h=1}^{j-1} E \left[\left(\epsilon^2(i, j, N)\epsilon^2(i, h, N) - \epsilon^2(i, j, N)\epsilon^2(i-1, h, N) - \epsilon^2(i-1, j, N)\epsilon^2(i, h, N) + \right. \right. \right. \\
& \left. \left. \left. \epsilon^2(i-1, j, N)\epsilon^2(i-1, h, N) \right) \right] \right\} = \\
& (k_N \delta_N)^{-2} \sum_{i=1}^{\lfloor h/\Delta_N \rfloor} \left\{ \sum_{j=1}^{k_N} 2E[\epsilon^4(i, j, N)] - 2E[\epsilon^2(i, j, N)]^2 \right\} = \frac{4(Q_\eta + V_\eta^2)h}{k_N \delta_N^2 \Delta_N},
\end{aligned}$$

since ϵ^2 is an i.i.d. process such that $E[\epsilon^2(i, j, N)] = 2V_\eta$ and $E[\epsilon^4(i, j, N)] = 2Q_\eta + 6V_\eta^2$, as one

can easily check.

Then we move on to iii). First, we rewrite:

$$\begin{aligned}
& 4(k_N \delta_N)^{-2} \sum_{i=1}^{\lfloor h/\Delta_N \rfloor} E \left[\sum_{j=1}^{k_N} \left(r(i, j, N) \epsilon(i, j, N) - r(i-1, j, N) \epsilon(i-1, j, N) \right) \right]^2 = \\
& 4(k_N \delta_N)^{-2} \sum_{i=1}^{\lfloor h/\Delta_N \rfloor} \left\{ \sum_{j=1}^{k_N} E \left[\left(r(i, j, N) \epsilon(i, j, N) - r(i-1, j, N) \epsilon(i-1, j, N) \right)^2 \right] \right. \\
& + 2 \sum_{j=2}^{k_N} \sum_{h=1}^{j-1} E \left[\left(r(i, j, N) \epsilon(i, j, N) - r(i-1, j, N) \epsilon(i-1, j, N) \right) \left(r(i, h, N) \epsilon(i, h, N) - \right. \right. \\
& \left. \left. r(i-1, h, N) \epsilon(i-1, h, N) \right) \right] \left. \right\} = \\
& 4(k_N \delta_N)^{-2} \sum_{i=1}^{\lfloor h/\Delta_N \rfloor} \left\{ \sum_{j=1}^{k_N} E \left[r^2(i, j, N) \epsilon^2(i, j, N) + r^2(i-1, j, N) \epsilon^2(i-1, j, N) - \right. \right. \\
& \left. \left. 2r(i, j, N) r(i-1, j, N) \epsilon(i, j, N) \epsilon(i-1, j, N) \right] + \right. \\
& \left. 2 \sum_{j=2}^{k_N} \sum_{h=1}^{j-1} E \left[r(i, j, N) r(i, h, N) \epsilon(i, j, N) \epsilon(i, h, N) - r(i, j, N) r(i-1, h, N) \epsilon(i, j, N) \epsilon(i-1, h, N) - \right. \right. \\
& \left. \left. r(i-1, j, N) r(i, h, N) \epsilon(i-1, j, N) \epsilon(i, h, N) + r(i-1, j, N) r(i-1, h, N) \epsilon(i-1, j, N) \epsilon(i-1, h, N) \right] \right\}.
\end{aligned}$$

Then we note that

- r is a martingale and is independent of ϵ , therefore:

$$\begin{aligned}
& - E \left[r(i, j, N) r(i-1, j, N) \epsilon(i, j, N) \epsilon(i-1, j, N) \right] = 0; \\
& - E \left[r(i, j, N) r(i, h, N) \epsilon(i, j, N) \epsilon(i, h, N) - r(i, j, N) r(i-1, h, N) \epsilon(i, j, N) \epsilon(i-1, h, N) \right. \\
& \quad \left. - r(i-1, j, N) r(i, h, N) \epsilon(i-1, j, N) \epsilon(i, h, N) + r(i-1, j, N) r(i-1, h, N) \epsilon(i-1, j, N) \epsilon(i-1, h, N) \right] = 0;
\end{aligned}$$

- ϵ is stationary and independent of r , therefore:

$$\begin{aligned}
& E \left[r^2(i, j, N) \epsilon^2(i, j, N) + r^2(i-1, j, N) \epsilon^2(i-1, j, N) \right] = E \left[\epsilon^2(i, j, N) \right] E \left[r^2(i, j, N) + r^2(i-1, j, N) \right] = \\
& 2V_\eta E \left[\left(\int_{a_{i,j-1,N}}^{a_{i,j,N}} \sqrt{v(s)} dW(s) \right)^2 + \left(\int_{a_{i-1,j-1,N}}^{a_{i-1,j,N}} \sqrt{v(s)} dW(s) \right)^2 \right] = \\
& 2V_\eta E \left[\int_{a_{i,j-1,N}}^{a_{i,j,N}} v(s) ds + \int_{a_{i-1,j-1,N}}^{a_{i-1,j,N}} v(s) ds \right], \text{ where } a_{i,j,N} := i\Delta_N + (j - k_N)\delta_N.
\end{aligned}$$

Therefore, we can rewrite component iii) as:

$$\begin{aligned}
& 4(k_N \delta_N)^{-2} \sum_{i=1}^{\lfloor h/\Delta_N \rfloor} E \left[\sum_{j=1}^{k_N} \left(r(i, j, N) \epsilon(i, j, N) - r(i-1, j, N) \epsilon(i-1, j, N) \right) \right]^2 = \\
& + 4(k_N \delta_N)^{-2} \sum_{i=1}^{\lfloor h/\Delta_N \rfloor} \sum_{j=1}^{k_N} E \left[r^2(i, j, N) \epsilon^2(i, j, N) + r^2(i-1, j, N) \epsilon^2(i-1, j, N) \right] = \\
& + 4(k_N \delta_N)^{-2} \sum_{i=1}^{\lfloor h/\Delta_N \rfloor} \sum_{j=1}^{k_N} 2V_\eta E \left[\int_{a_{i,j-1,N}}^{a_{i,j,N}} v(s) ds + \int_{a_{i-1,j-1,N}}^{a_{i-1,j,N}} v(s) ds \right] = \\
& + 8V_\eta (k_N \delta_N)^{-2} \sum_{i=1}^{\lfloor h/\Delta_N \rfloor} E \left[\sum_{j=1}^{k_N} \left(\int_{a_{i,j-1,N}}^{a_{i,j,N}} v(s) ds + \int_{a_{i-1,j-1,N}}^{a_{i-1,j,N}} v(s) ds \right) \right] = \\
& 8V_\eta (k_N \delta_N)^{-2} \sum_{i=1}^{\lfloor h/\Delta_N \rfloor} E \left[\int_{i\Delta_N - k_N \delta_N}^{i\Delta_N} v(s) ds + \int_{(i-1)\Delta_N - k_N \delta_N}^{(i-1)\Delta_N} v(s) ds \right] = \\
& 8V_\eta (k_N \delta_N)^{-2} \sum_{i=1}^{\lfloor h/\Delta_N \rfloor} \left(\int_{i\Delta_N - k_N \delta_N}^{i\Delta_N} E[v(s)] ds + \int_{(i-1)\Delta_N - k_N \delta_N}^{(i-1)\Delta_N} E[v(s)] ds \right) = \\
& + 8V_\eta (k_N \delta_N)^{-2} \sum_{i=1}^{\lfloor h/\Delta_N \rfloor} \left(\int_{i\Delta_N - k_N \delta_N}^{i\Delta_N} \left[(E[\nu(\tau)] - \alpha) e^{-\theta s} + \alpha \right] ds + \right. \\
& \left. \int_{(i-1)\Delta_N - k_N \delta_N}^{(i-1)\Delta_N} \left[(E[\nu(\tau)] - \alpha) e^{-\theta s} + \alpha \right] ds \right) = \\
& + \frac{8V_\eta (\alpha - E[\nu(\tau)])(1 + e^{\theta \Delta_N})(1 - e^{\theta k_N \delta_N})}{\theta k_N^2 \delta_N^2} \sum_{i=1}^{\lfloor h/\Delta_N \rfloor} e^{-i\theta \Delta_N} + \frac{16\alpha V_\eta h}{k_N \delta_N \Delta_N} = \\
& + \frac{8V_\eta (\alpha - E[\nu(\tau)])(1 + e^{-\theta \Delta_N})(1 - e^{\theta k_N \delta_N})(1 - e^{\theta h})}{\theta (1 - e^{-\theta \Delta_N}) k_N^2 \delta_N^2} + \frac{16\alpha V_\eta h}{k_N \delta_N \Delta_N}.
\end{aligned}$$

Finally, putting everything together, we have

$$E[\widetilde{PSRV}_{[\tau, \tau+h], N}] = E[PSRV_{[\tau, \tau+h], N}] + D_N,$$

where

$$D_N := [4(Q_\eta + V_\eta^2) + 16\alpha V_\eta \delta_N] h \frac{1}{k_N \delta_N^2 \Delta_N} + 8V_\eta (\alpha - E[\nu(\tau)])(1 - e^{-\theta h}) \frac{(1 + e^{-\theta \Delta_N})(1 - e^{-\theta k_N \delta_N})}{(1 - e^{-\theta \Delta_N}) k_N^2 \delta_N^2}.$$

We now recall that as $N \rightarrow \infty$, $\Delta_N = O(\delta_N^c)$, $c \in (0, 1)$, and $k_N = O(\delta_N^b)$, $b \in (-1, 0)$. Moreover,

note that:

- as $N \rightarrow \infty$, $E[PSRV_{[\tau, \tau+h], N}] \rightarrow \langle \nu, \nu \rangle_{[\tau, \tau+h]}$ if $b \geq -1/2$ and $c < -b$ or $b < -1/2$ and $c < 1 + b$ (see Theorem 1);
- as $N \rightarrow \infty$, $D_N \sim 4(Q_\eta + V_\eta^2) h \frac{1}{k_N \delta_N^2 \Delta_N} + 16\alpha V_\eta h \frac{1}{k_N \delta_N \Delta_N} + 8V_\eta (\alpha - E[\nu(\tau)])(1 - e^{-\theta h})(1 + e^{-\theta \Delta_N}) \frac{1}{k_N \delta_N \Delta_N}$,

thus $D_N \rightarrow \infty$ as $N \rightarrow \infty$ for any $(b, c) \in (-1, 0) \times (0, 1)$. In particular, as $N \rightarrow \infty$, D_N is $O(\frac{1}{k_N \delta_N^2 \Delta_N})$ for any $(b, c) \in (-1, 0) \times (0, 1)$.

Therefore, as $N \rightarrow \infty$, if $b \geq -1/2$ and $c < -b$ or $b < -1/2$ and $c < 1+b$, then $E[\widetilde{PSRV}_{[\tau, \tau+h], N}] = E[PSRV_{[\tau, \tau+h], N}] + D_N$ diverges, with rate $\frac{1}{k_N \delta_N^2 \Delta_N}$. The proof is complete. \square

Theorem 3

Proof. Recall from Definition 1 that for τ with values on the price-sampling grid of mesh size δ_N :

$$\hat{\nu}(\tau) := (k_N \delta_N)^{-1} \sum_{j=1}^{k_N} \left[p(\tau - k_N \delta_N + j \delta_N) - p(\tau - k_N \delta_N + (j-1) \delta_N) \right]^2.$$

Moreover, from Appendix A in Bollerslev and Zhou (2002), we have under Assumption 2:

$$E \left[\int_{\tau-\Delta}^{\tau} \nu(t) dt \right] = \alpha \Delta + (E[\nu(0)] - \alpha) \theta^{-1} e^{-\theta \tau} (e^{\theta \Delta} - 1) \text{ and } E[\nu(\tau)] = \alpha + (\nu(0) - \alpha) e^{-\theta \tau}.$$

Therefore, under Assumption 2,

$$\begin{aligned} E[\hat{\nu}(\tau) - \nu(\tau)] &= (k_N \delta_N)^{-1} E \left[\sum_{j=1}^{k_N} \left[p(\tau - k_N \delta_N + j \delta_N) - p(\tau - k_N \delta_N + (j-1) \delta_N) \right]^2 \right] - \left[\alpha + (\nu(0) - \alpha) e^{-\theta \tau} \right] = \\ &= (k_N \delta_N)^{-1} E \left[\sum_{j=1}^{k_N} \left[\int_{\tau - k_N \delta_N + (j-1) \delta_N}^{\tau - k_N \delta_N + j \delta_N} \sqrt{\nu(t)} dW(t) \right]^2 \right] - \left[\alpha + (\nu(0) - \alpha) e^{-\theta \tau} \right] = \\ &= (k_N \delta_N)^{-1} \sum_{j=1}^{k_N} E \left[\left[\int_{\tau - k_N \delta_N + (j-1) \delta_N}^{\tau - k_N \delta_N + j \delta_N} \sqrt{\nu(t)} dW(t) \right]^2 \right] - \left[\alpha + (\nu(0) - \alpha) e^{-\theta \tau} \right] = \\ &= (k_N \delta_N)^{-1} \sum_{j=1}^{k_N} E \left[\int_{\tau - k_N \delta_N + (j-1) \delta_N}^{\tau - k_N \delta_N + j \delta_N} \nu(t) dt \right] - \left[\alpha + (\nu(0) - \alpha) e^{-\theta \tau} \right] = \\ &= (k_N \delta_N)^{-1} E \left[\int_{\tau - k_N \delta_N}^{\tau} \nu(t) dt \right] - \left[\alpha + (\nu(0) - \alpha) e^{-\theta \tau} \right] = \\ &= (k_N \delta_N)^{-1} \left[\alpha k_N \delta_N + (E[\nu(0)] - \alpha) \theta^{-1} e^{-\theta \tau} (e^{\theta k_N \delta_N} - 1) \right] - \left[\alpha + (\nu(0) - \alpha) e^{-\theta \tau} \right] = \\ &= (E[\nu(0)] - \alpha) e^{-\theta \tau} \left[(\theta k_N \delta_N)^{-1} (e^{\theta k_N \delta_N} - 1) - 1 \right]. \end{aligned}$$

Expanding this as $N \rightarrow \infty$, we can rewrite $E[\hat{\nu}(\tau) - \nu(\tau)] = (E[\nu(0)] - \alpha) e^{-\theta \tau} \frac{1}{2} \theta k_N \delta_N + o(k_N \delta_N)$.

Furthermore, recall that $k_N \delta_N = O(\delta_N^{b+1})$ and $b \in (-1, 0)$. Therefore, under Assumption 2, $E[\hat{\nu}(\tau) - \nu(\tau)]$ converges to zero as $N \rightarrow \infty$, with rate $k_N \delta_N$.

Now let Assumption 3 hold and replace p with \tilde{p} in the Definition of the locally averaged realized volatility, i.e., consider the estimator $w(\tau) := (k_N \delta_N)^{-1} \sum_{j=1}^{k_N} \left[\tilde{p}(\tau - k_N \delta_N + j \delta_N) - \tilde{p}(\tau - k_N \delta_N + (j-1) \delta_N) \right]^2$. The following holds:

$$\begin{aligned}
E[w(\tau) - \nu(\tau)] &= (k_N \delta_N)^{-1} E \left[\sum_{j=1}^{k_N} \left[\tilde{p}(\tau - k_N \delta_N + j \delta_N) - \tilde{p}(\tau - k_N \delta_N + (j-1) \delta_N) \right]^2 \right] - \left[\alpha + (\nu(0) - \alpha) e^{-\theta \tau} \right] = \\
&= (k_N \delta_N)^{-1} E \left[\sum_{j=1}^{k_N} \left[p(\tau - k_N \delta_N + j \delta_N) + \eta(\tau - k_N \delta_N + j \delta_N) - p(\tau - k_N \delta_N + (j-1) \delta_N) - \eta(\tau - k_N \delta_N + (j-1) \delta_N) \right]^2 \right] - \left[\alpha + (\nu(0) - \alpha) e^{-\theta \tau} \right] = \\
&= (k_N \delta_N)^{-1} E \left[\sum_{j=1}^{k_N} \left[\int_{\tau - k_N \delta_N + (j-1) \delta_N}^{\tau - k_N \delta_N + j \delta_N} \sqrt{\nu(t)} dW(t) \right]^2 + \sum_{j=1}^{k_N} \left[\eta(\tau - k_N \delta_N + j \delta_N) - \eta(\tau - k_N \delta_N + (j-1) \delta_N) \right]^2 \right] - \left[\alpha + (\nu(0) - \alpha) e^{-\theta \tau} \right] = \\
&= (k_N \delta_N)^{-1} \sum_{j=1}^{k_N} E \left[\left[\int_{\tau - k_N \delta_N + (j-1) \delta_N}^{\tau - k_N \delta_N + j \delta_N} \sqrt{\nu(t)} dW(t) \right]^2 \right] + (k_N \delta_N)^{-1} \sum_{j=1}^{k_N} E \left[\left[\eta(\tau - k_N \delta_N + j \delta_N) - \eta(\tau - k_N \delta_N + (j-1) \delta_N) \right]^2 \right] - \left[\alpha + (\nu(0) - \alpha) e^{-\theta \tau} \right] = \\
&= (E[\nu(0)] - \alpha) e^{-\theta \tau} \left[(\theta k_N \delta_N)^{-1} (e^{\theta k_N \delta_N} - 1) - 1 \right] + (k_N \delta_N)^{-1} \sum_{j=1}^{k_N} E \left[\left[\eta(\tau - k_N \delta_N + j \delta_N) - \eta(\tau - k_N \delta_N + (j-1) \delta_N) \right]^2 \right] = \\
&= (E[\nu(0)] - \alpha) e^{-\theta \tau} \left[(\theta k_N \delta_N)^{-1} (e^{\theta k_N \delta_N} - 1) - 1 \right] + (k_N \delta_N)^{-1} k_N (2V_\eta) = \\
&= (E[\nu(0)] - \alpha) e^{-\theta \tau} \left[(\theta k_N \delta_N)^{-1} (e^{\theta k_N \delta_N} - 1) - 1 \right] + 2V_\eta \delta_N^{-1} = E[\hat{\nu}(\tau) - \nu(\tau)] + 2V_\eta \delta_N^{-1}.
\end{aligned}$$

Therefore, under Assumption 3, $E[w(\tau) - \nu(\tau)]$ diverges as $N \rightarrow \infty$, with rate $\frac{1}{\delta_N}$. The proof is complete. \square

Theorem 4

Proof. Let Assumptions 1 and 2 hold. Moreover, let $W_N = k_N \delta_N > \Delta_N$, which is equivalent to $N < h \left(\frac{\kappa}{\lambda} \right)^{\frac{1}{1+b-c}}$, $c \neq 1+b$, under Assumption 1. Now note that for $W_N > \Delta_N$, the parametric expression of the PSRV bias obtained in Theorem 1 is not entirely valid, as the parametric expression of $E[RV(\tau + i\Delta_N, k_N \delta_N) RV(\tau + i\Delta_N - \Delta_N, k_N \delta_N)]$ was computed under the assumption that N is such that $W_N < \Delta_N$.

Therefore, to prove the result of this theorem, we have to: I) derive the parametric expression of $E[RV(\tau + i\Delta_N, k_N \delta_N) RV(\tau + (i\Delta_N - \Delta_N, k_N \delta_N)]$ under the assumption that $k_N \delta_N > \Delta_N$; II) plug the latter into the formula of the PSRV bias from Theorem 1, in place of that of $E[RV(\tau + i\Delta_N, k_N \delta_N) RV(\tau + i\Delta_N - \Delta_N, k_N \delta_N)]$ under the assumption that $W_N < \Delta_N$, and re-compute the parametric expression of the PSRV bias under the assumption that $W_N > \Delta_N$; III) perform the asymptotic expansion of the parametric expression of the bias.

Here, for brevity, we detail only steps I) and III), as step II) involves calculations that are analogous to those performed in the proof of Theorem 1.

I) $E[RV(\tau + i\Delta_N, k_N\delta_N)RV(\tau + i\Delta_N - \Delta_N, k_N\delta_N)]$ when $W_N = k_N\delta_N > \Delta_N$

The parametric expression of $E[RV(\tau + i\Delta_N, k_N\delta_N)RV(\tau + i\Delta_N - \Delta_N, k_N\delta_N)]$ under the assumption that $W_N > \Delta_N$ is obtained as follows. First we decompose $E[RV(\tau + i\Delta_N, k_N\delta_N)RV(\tau + (i - 1)\Delta_N, k_N\delta_N)]$ into the sum of four components:

$$\begin{aligned}
& E\left[RV(\tau + i\Delta_N, k_N\delta_N)RV(\tau + (i - 1)\Delta_N, k_N\delta_N)\right] = \\
& E\left[\left(RV(\tau + i\Delta_N, \Delta_N) + RV(\tau + (i - 1)\Delta_N, k_N\delta_N - \Delta_N)\right)\left(RV(\tau + (i - 1)\Delta_N, k_N\delta_N - \Delta_N) + \right.\right. \\
& \left.\left.RV(\tau + i\Delta_N - k_N\delta_N, \Delta_N)\right)\right] = \\
& E\left[RV(\tau + i\Delta_N, \Delta_N)RV(\tau + (i - 1)\Delta_N, k_N\delta_N - \Delta_N) + (RV(\tau + i\Delta_N, \Delta_N)RV(\tau + i\Delta_N - k_N\delta_N, \Delta_N) + \right. \\
& \left.RV^2(\tau + (i - 1)\Delta_N, k_N\delta_N - \Delta_N) + RV(\tau + (i - 1)\Delta_N, k_N\delta_N - \Delta_N)RV(\tau + i\Delta_N - k_N\delta_N, \Delta_N)\right] \\
& = E\left[RV(\tau + i\Delta_N, \Delta_N)RV(\tau + (i - 1)\Delta_N, k_N\delta_N - \Delta_N)\right] \\
& + E\left[(RV(\tau + i\Delta_N, \Delta_N)RV(\tau + i\Delta_N - k_N\delta_N, \Delta_N))\right] + E\left[RV^2(\tau + (i - 1)\Delta_N, k_N\delta_N - \Delta_N)\right] \\
& + E\left[RV(\tau + (i - 1)\Delta_N, k_N\delta_N - \Delta_N)RV(\tau + i\Delta_N - k_N\delta_N, \Delta_N)\right]. \tag{14}
\end{aligned}$$

We then obtain the parametric expressions of these four components, which we term O_1 , O_2 , O_3 and O_4 , respectively (we omit the intermediate steps, as are they are analogous to those followed in I) and III) in the proof of Theorem 1):

$$\begin{aligned}
- O_1 &= E\left[(RV(\tau + i\Delta_N, \Delta_N)RV(\tau + i\Delta_N - k_N\delta_N, \Delta_N))\right] = \\
& \alpha^2\Delta_N^2 - (E[\nu(\tau)] - \alpha)\left(\frac{\gamma^2}{\theta} + \alpha\right)\Delta_N\frac{1}{\theta}e^{-\theta i\Delta_N}(1 - e^{\theta\Delta_N}) \\
& - \alpha(E[\nu(\tau)] - \alpha)\Delta_N\frac{1}{\theta}e^{-\theta i\Delta_N + \theta k_N\delta_N}(1 - e^{\theta\Delta_N}) - \frac{\gamma^2\alpha}{2\theta^3}e^{-\theta k_N\delta_N}(2 - e^{-\theta\Delta_N} - e^{\theta\Delta_N}) \\
& + \left[\frac{\gamma^2}{\theta}\left(\frac{\alpha}{2} - E[\nu(\tau)]\right) + (E[\nu(\tau)] - \alpha)^2\right]\frac{1}{\theta^2}e^{-2\theta i\Delta_N}(1 - e^{\theta\Delta_N})^2e^{\theta k_N\delta_N}; \\
- O_2 &= E\left[RV(\tau + i\Delta_N, \Delta_N)RV(\tau + (i - 1)\Delta_N, k_N\delta_N - \Delta_N)\right] = \\
& \alpha^2\Delta_N(k_N\delta_N - \Delta_N) + (E[\nu(\tau)] - \alpha)\left(\frac{\gamma^2}{\theta} + \alpha\right)(k_N\delta_N - \Delta_N)\frac{1}{\theta}e^{-\theta i\Delta_N}(e^{\theta\Delta_N} - 1) \\
& + \alpha(E[\nu(\tau)] - \alpha)\Delta_N\frac{1}{\theta}e^{-\theta i\Delta_N}(e^{\theta k_N\delta_N} - e^{\theta\Delta_N}) - \frac{\gamma^2\alpha}{2\theta^3}(1 - e^{\theta\Delta_N})(e^{-\theta\Delta_N} - e^{-\theta k_N\delta_N}) + \\
& \left[\frac{\gamma^2}{\theta}\left(\frac{\alpha}{2} - E[\nu(\tau)]\right) + (E[\nu(\tau)] - \alpha)^2\right]\frac{1}{\theta^2}e^{-2\theta i\Delta_N}(1 - e^{\theta\Delta_N})(e^{\theta\Delta_N} - e^{\theta k_N\delta_N}); \\
- O_3 &= E\left[RV(\tau + (i - 1)\Delta_N, k_N\delta_N - \Delta_N)RV(\tau + i\Delta_N - k_N\delta_N, \Delta_N)\right] = \\
& \alpha^2\Delta_N(k_N\delta_N - \Delta_N) + (E[\nu(\tau)] - \alpha)\left(\frac{\gamma^2}{\theta} + \alpha\right)\Delta_N\frac{1}{\theta}e^{-\theta i\Delta_N}(e^{\theta k_N\delta_N} - e^{\theta\Delta_N}) \\
& + \alpha(E[\nu(\tau)] - \alpha)(k_N\delta_N - \Delta_N)\frac{1}{\theta}e^{-\theta i\Delta_N + \theta k_N\delta_N}(e^{\theta\Delta_N} - 1) - \frac{\gamma^2\alpha}{2\theta^3}(e^{\theta\Delta_N} - e^{\theta k_N\delta_N})e^{-\theta k_N\delta_N}(1 - e^{-\theta\Delta_N}) + \\
& \left[\frac{\gamma^2}{\theta}\left(\frac{\alpha}{2} - E[\nu(\tau)]\right) + (E[\nu(\tau)] - \alpha)^2\right]\frac{1}{\theta^2}e^{-2\theta i\Delta_N + \theta k_N\delta_N}(1 - e^{\theta\Delta_N})(e^{\theta\Delta_N} - e^{\theta k_N\delta_N}); \\
- O_4 &= E\left[RV^2(\tau + (i - 1)\Delta_N, k_N\delta_N - \Delta_N)\right] = (k_N\delta_N - \Delta_N)\frac{1}{\delta_N}\left[3\frac{\gamma^2}{\theta^2}\alpha\left(\frac{1}{2\theta}(1 - e^{-\theta\delta_N})\right)^2 + \frac{1}{\theta} - \right. \\
& \left. 2\delta_N e^{-\theta\delta_N} - \frac{1}{\theta}e^{-2\theta\delta_N} + \delta_N(1 + 2e^{-\theta\delta_N}) + \frac{1}{2\theta}(e^{-2\theta\delta_N} + 4e^{-\theta\delta_N} - 5) + 3\alpha^2\delta_N^2\right]
\end{aligned}$$

$$\begin{aligned}
& + e^{-2\theta\delta_N}(1 - e^{-2\theta(k_N\delta_N - \Delta_N)})(1 - e^{-2\theta\delta_N})^{-1} \left[3\frac{1}{\theta^2}(1 - e^{-\theta\delta_N})^2 e^{-2\theta i\Delta_N + 2\theta(1+k_N)\delta_N} \left(E[\nu(\tau)]^2 - \frac{\gamma^2}{\theta} E[\nu(\tau)] - \right. \right. \\
& \left. \left. 2\alpha E[\nu(\tau)] + \frac{\gamma^2\alpha}{2\theta} + \alpha^2 \right) \right] \\
& + \frac{3}{\theta^2} e^{-\theta\delta_N}(1 - e^{-\theta(k_N\delta_N - \Delta_N)})(1 - e^{-\theta\delta_N})^{-1} e^{-\theta i\Delta_N + \theta(1+k_N)\delta_N} \left[\frac{\gamma^2}{\theta} (E[\nu(\tau)] - \alpha)(1 - e^{-\theta\delta_N})^2 + \right. \\
& \left. \gamma^2 (E[\nu(\tau)] - \alpha) \left(\frac{1}{\theta} - 2\delta_N e^{-\theta\delta_N} - \frac{1}{\theta} e^{-2\theta\delta_N} \right) + 2\alpha (E[\nu(\tau)] - \alpha)(1 - e^{-\theta\delta_N})\theta\delta_N \right] \\
& + \alpha^2 (k_N\delta_N - \Delta_N)^2 - \alpha^2 \delta_N (\delta_N k_N - \Delta_N) \\
& + \frac{2}{\theta^2} e^{-2\theta i\Delta_N + 2\theta k_N\delta_N - 2\theta\delta_N} (1 - e^{\theta\delta_N})^2 (e^{\theta\delta_N} - 1)^{-1} (1 - e^{-\theta\delta_N})^{-1} (1 - e^{-2\theta\delta_N})^{-1} \times \\
& \left[\frac{\gamma^2}{\theta} (E[\nu(\tau)] - \alpha)^2 + \left(\frac{\alpha}{2} - E[\nu(\tau)] \right) \right] \times \\
& \left[e^{\theta\delta_N} \left(e^{-2\theta(k_N\delta_N - \Delta_N)} - e^{-\theta(k_N\delta_N - \Delta_N)} \right) + \left(1 - e^{-2\theta(k_N\delta_N - \Delta_N)} \right) + e^{-\theta\delta_N} \left(e^{-\theta(k_N\delta_N - \Delta_N)} - 1 \right) \right] \\
& - 2\frac{\gamma^2\alpha}{2\theta^3} (2 - e^{-\theta\delta_N} - e^{\theta\delta_N}) \left(e^{-\theta(k_N\delta_N - \Delta_N)} - 1 + (k_N\delta_N - \Delta_N)\delta_N^{-1} - (k_N\delta_N - \Delta_N)\delta_N^{-1} e^{-\theta\delta_N} \right) \times \\
& (e^{-\theta\delta_N} + e^{\theta\delta_N} - 2)^{-1} - \frac{2}{\theta} \left(\frac{\gamma^2}{\theta} + \alpha \right) (E[\nu(\tau)] - \alpha)\delta_N (1 - e^{\theta\delta_N}) e^{-\theta i\Delta_N + \theta\Delta_N} (e^{\theta\delta_N} - 1)^{-2} \times \\
& \left(e^{\theta(k_N\delta_N - \Delta_N)} - 1 \right) + (k_N\delta_N - \Delta_N)\delta_N^{-1} - (k_N\delta_N - \Delta_N)\delta_N^{-1} e^{\theta\delta_N} \\
& - \frac{2\alpha}{\theta} (E[\nu(\tau)] - \alpha)\delta_N (1 - e^{\theta\delta_N}) e^{-\theta i\Delta_N + \theta k_N\delta_N} (e^{\theta\delta_N} - 1)^{-2} \times \\
& \left[(k_N\delta_N - \Delta_N)\delta_N^{-1} (e^{\theta\delta_N} - 1 + e^{\theta\delta_N} (e^{-\theta(k_N\delta_N - \Delta_N)} - 1)) \right].
\end{aligned}$$

Roughly speaking, the contribution to the PSRV finite-sample bias due to the overlapping of consecutive local windows to estimate the spot volatility (i.e., due to assuming that $W_N = k_N\delta_N > \Delta_N$) is mainly due to the terms O_2 , O_3 , and O_4 . In fact, when $k_N\delta_N = \Delta_N$ (i.e., $W_N = \Delta_N$), the terms O_2 , O_3 , and O_4 are equal to zero, while the term O_1 reduces to the quantity in Eq. (3). Interestingly, the terms O_2 , O_3 , and O_4 are functions of the quantity $(k_N\delta_N - \Delta_N)$ (i.e., $W_N - \Delta_N$) and, in particular, they are $O(k_N\delta_N - \Delta_N)$ as $(k_N\delta_N - \Delta_N) \rightarrow 0^+$.

III) Asymptotic expansion of the bias when $W_N = k_N\delta_N > \Delta_N$

Once the exact parametric expression for the PSRV bias under the assumption that $k_N\delta_N > \Delta_N$ has been obtained from step II), we expand it sequentially, first as $\lambda \rightarrow 0$, and then as $h \rightarrow 0$, to obtain:

$$E \left[PSRV_{[\tau, \tau+h], N} - \langle \nu, \nu \rangle_{[\tau, \tau+h]} \right] = \begin{cases} \left(\frac{4E[\nu(\tau)]^2}{k^2\delta_N^{1+2b}} - \gamma^2 E[\nu(\tau)] \right) h + O(h^{1-b}) + O(\lambda) & \text{if } b \geq -1/2, c < -b \\ -\gamma^2 E[\nu(\tau)] h + O(h^{-2b}) + O(\lambda) & \text{if } b < -1/2, c < 1+b \end{cases},$$

as $\lambda \rightarrow 0$, $h \rightarrow 0$.

In particular, from Appendix A in Bollerslev and Zhou (2002), we know that $E[\nu(t)] = \alpha + (\nu(0) - \alpha)e^{-\theta t}$. Therefore, if $\nu(0) = \alpha$, then $E[\nu(t)] = \alpha \forall t$, and, consequently:

$$E\left[PSRV_{[\tau, \tau+h], N} - \langle \nu, \nu \rangle_{[\tau, \tau+h]}\right] = \begin{cases} \left(\frac{4\alpha^2}{k^2\delta_N^{1+2b}} - \gamma^2\alpha\right)h + O(h^{1-b}) + O(\lambda) & \text{if } b \geq -1/2, c < -b \\ -\gamma^2\alpha h + O(h^{-2b}) + O(\lambda) & \text{if } b < -1/2, c < 1+b \end{cases},$$

as $\lambda \rightarrow 0, h \rightarrow 0$.

Finally, let $(\mathcal{F}_t^\nu)_{t \geq 0}$ denote the natural filtration associated with the process ν . It is straightforward to see that

$$E\left[PSRV_{[\tau, \tau+h], N} - \langle \nu, \nu \rangle_{[\tau, \tau+h]} | \mathcal{F}_\tau^\nu\right] = \begin{cases} \left(\frac{4\nu(\tau)^2}{k^2\delta_N^{1+2b}} - \gamma^2\nu(\tau)\right)h + O(h^{1-b}) + O(\lambda) & \text{if } b \geq -1/2, c < -b \\ -\gamma^2\nu(\tau)h + O(h^{-2b}) + O(\lambda) & \text{if } b < -1/2, c < 1+b \end{cases},$$

as $\lambda \rightarrow 0, h \rightarrow 0$.

The sequential expansions in step III are performed using the software *Mathematica*. The code is available as supplementary material.

□

Appendix B Indirect inference of the CKLS parameters

In order to obtain estimates of the CKLS parameters relevant for the bias-optimal selection of κ according to the rule derived in Section 3 and generalized in Section 4, we proceed as follows.

First we estimate the spot volatility using the fast Fourier transform algorithm, following the procedure detailed in Appendix B.5 of Sanfelici et al. (2015). In particular, from a sample of one-minute log-price observations of length one year, we obtain estimates of the spot volatility on the grid of mesh size $\Delta_M := \frac{1}{2M+1}$, where M denotes the cutting frequency to reconstruct the Fourier coefficients of the spot volatility.

Then, using $\hat{\nu}_i, i = 1, 2, \dots, 2M+1$ to denote the obtained spot volatility estimates, we infer the values of the volatility parameters under Assumption 4 by applying the following zero-intercept multivariate regression:

$$\underline{Y} = \alpha\theta \Delta_M \underline{X}^1 - \theta \Delta_M \underline{X}^2 + \gamma \sqrt{\Delta_M} \underline{Z},$$

where \underline{Z} is a vector of independent standard normal random variables, and the dependent variable \underline{Y} and independent variables $\underline{X}^1, \underline{X}^2$ are defined as

$$Y_i := \frac{\hat{\nu}_{i+1} - \hat{\nu}_i}{\hat{\nu}_i^\beta}, \quad X_i^1 = \hat{\nu}_i^{-\beta}, \quad X_i^2 = \hat{\nu}_i^{1-\beta}.$$

In particular, using a_1 and a_2 to denote the estimates of the regression coefficients and v the estimate of the residual volatility, $\gamma\sqrt{\Delta_M}$, we have:

$$\hat{\theta} = -a_2/\Delta_M, \quad \hat{\alpha} = a_1/(\hat{\theta} \Delta_M), \quad \hat{\gamma} = v/\sqrt{\Delta_M}.$$