

Diffusion and viscosity of non-entangled polyelectrolytes.

Carlos G. Lopez,^{1, a)} Jürgen Linders,² Christian Mayer,^{2, b)} and Walter Richtering¹

¹⁾*Institute of Physical Chemistry, RWTH Aachen University, Landoltweg 2, 52056 Aachen, Germany*

²⁾*Physical Chemistry and Center for Nanointegration Duisburg-Essen (CeNIDE), University of Duisburg-Essen, 45117 Essen, Germany*

We report chain self-diffusion and viscosity data for sodium polystyrene sulfonate (NaPSS) in semidilute salt-free aqueous solutions measured by pulsed field gradient NMR and rotational rheometry respectively. The observed concentration dependence of η and D are consistent with the Rouse-Zimm scaling model with a concentration dependent monomeric friction coefficient. The concentration dependence of the monomeric friction coefficient exceeds that expected from free-volume models of diffusion, and its origin remains unclear. Correlation blobs and dilute chains with equivalent end-to-end distances exhibit nearly equal friction coefficients, in agreement with scaling. The viscosity and diffusion data are combined using the Rouse model to calculate the chain dimensions of NaPSS in salt-free solution, these agree quantitatively with SANS measurements.

I. INTRODUCTION

Polyelectrolytes are essential components of living systems, where they form interpenetrating networks that impart mechanical integrity to biological tissue. Understanding the structure and dynamics of polyelectrolyte networks is an important step towards unravelling complex transport phenomena in biological environments, which underpin many physiological processes such as muscle contraction, nerve signalling or joint lubrication.^{1–3}

The strong, long ranged electrostatic interactions between like-charged chains means that polyelectrolyte solutions and gels are highly correlated systems^{4–14}, for which the success of mean field theories (e.g. the random phase approximation) is limited, particularly in low ionic strength solvents.^{7,15} Scaling models, following the pioneering work of de Gennes and co-workers^{16–21}, provide a relatively simple and useful framework to understand polyelectrolyte behaviour, and are particularly successful in predicting the conformational properties of flexible polyelectrolytes in solution.²² The scaling treatment of polyelectrolyte dynamics on the other hand displays poorer agreement with experimental results.^{22–27}

In salt-free or low ionic strength media, polyelectrolytes adopt highly extended conformations^{22,26–35}, meaning that their solutions are above the overlap concentration (c^*) for most practical applications. While the overlap concentration of polyelectrolytes is much lower than that of non-ionic polymers, especially for high degrees of polymerisation (N), the entanglement concentration (c_e) is only weakly dependent on charge fraction^{26,36}. As the result, there exists a wide range in the $N - c$ phase space where polyelectrolytes are in the semi-dilute non-entangled regime ($c^* < c < c_e$).^{22,26,27} For example, sodium polystyrene sulfonate (NaPSS) with $N \simeq 2000$ displays $c_e/c^* \simeq 10^3$ in salt-free water. By comparison, $c_e/c^* \simeq 10$ for polystyrene with equivalent degree of polymerisation in good solvent.²⁶

Single chain diffusion measurements provide an important test to the microscopic description of polymer dynamics put forward by various theories^{37,38}. In the context of polyelectrolytes, chain diffusion has been studied primarily in the excess salt, zero polymer concentration limit by dynamic light scattering^{39–41}, as well as by NMR, fluorescence methods and centrifugation in the infinite polymer dilution limit, both in salt-free and excess added salt^{22,42–47}. Measurements above c^* have received far less attention^{48–50}, and most experimental data come from two studies by Oostwal and co-workers^{49,50}, who investigated the molar mass, polymer concentration and added salt concentration variation of the diffusion coefficient of NaPSS in D₂O. Studies on solvent, counter-ion and co-solute diffusion in polyelectrolyte and ionomer solutions and gels have also been reported.^{51–59}

Rheological data, particularly the zero shear-rate viscosity of solutions, provide a complementary test to the macroscopic dynamics of polyelectrolytes^{18,22–25,36,60}. Due to the relative ease with which such measurements can be carried out, a vast literature on the viscosity of polyelectrolytes exists, covering a wide range of polyelectrolyte types^{61–63}, molar masses^{23,63–65}, charge densities^{66–68}, solvent quality⁶⁹, dielectric constant^{60,70–72} and added salts^{27,73–78}.

The viscosity of polyelectrolyte solutions was first studied by Fuoss and co-workers^{79,80}, who observed a linear dependence of the reduced viscosity (η_{red}) and the on the square root of the polymer concentration for poly-4-vinylpyridine derivatives in water-ethanol mixtures. Similar behaviour was observed for many other systems and eventually became known as the Fuoss law^{25,81}. A theoretical explanation for this unusual dependence was first put forward by de Gennes' and co-workers¹⁶, and later incorporated into the theories of Yamaguchi et al⁸² and Dobrynin et al¹⁹ among others. Boris and Colby²³ identified significant deviations from the Fuoss law for NaPSS in DI water, and after a careful review of literature data concluded that much (but not all) of the observed behaviour could be attributed to artefacts related to shear thinning and/or salt contamination.²³ Deviations to stronger power-laws have also been reported for other

^{a)}lopez@pc.rwth-aachen.de

^{b)}christian.mayer@uni-due.de

systems^{27,29,83–85}. Recently, an extensive analysis of literature data for the viscosity of non-entangled NaPSS²⁵ in salt-free water showed that the power-law exponent of the specific viscosity with concentration increases with increasing polymer concentration, and agrees with the Fuoss law only for $c \lesssim 0.05$ M. The origin of the concentration dependence of the viscosity-concentration exponent could however not be established as viscosity and diffusion data were in apparent conflict.^{22,25,49,50}

While it is common to treat solvent dynamics as independent of polymer concentration, it is known that the addition of polymers, salts, co-solvents or nanoparticles alters the cohesive energy between solvent molecules^{59,86–91}. The structuring of water by solutes with ionic groups in particular has received renewed attention over the last few years, as recent results indicate that nuclear quantum effects^{92–94}. This leads to changes the thermodynamic and transport properties of solvents, a feature that is not considered by continuum theories such as Rouse-Zimm models. Experimental findings show that addition of polymers to a solvent leads to a slow-down of solvent dynamics, which can be captured based on obstruction or free-volume models.^{95–97} Other effects not included in the scaling theories are the influence of counterion solvation and polyelectrolyte clustering^{9,98–103}. The impact of these on the dynamics of polyelectrolytes is not well understood at present.

The purpose of this work is to present new results for the viscosity and diffusion coefficient of NaPSS in salt-free solution as a function of polymer concentration and molar mass, and to compare these with scaling predictions. The paper is organised as follows: we first outline the scaling theory of non-entangled salt-free polyelectrolytes and review the available experimental data. We then present diffusion and viscosity results for NaPSS and show that scaling can account for most experimental observations if a concentration dependent monomeric friction coefficient is assumed. Possible explanations for the strong concentration dependence of the monomeric friction factor are considered. We discuss significance of the product of the viscosity increment and the diffusion coefficient, and show that it can be used to obtain quantitative estimates of the dimensions of non-entangled chains. Some observations, particularly a discrepancy between the theoretical and experimental N –dependence of the specific viscosity²² remain unexplained.

II. LITERATURE REVIEW

A. Polyelectrolyte Scaling

Polyelectrolytes in dilute solution adopt a rod-like conformation with an end-to-end distance of $R \simeq b'N$, where b' is the effective monomer size and N the degree of polymerisation.^{19,23,26,27,104} The overlap concentration scales as $c^* \simeq N/R^3 \simeq b'^3N^{-2}$. For $c > c^*$ polyelectrolytes interpenetrate, forming a mesh with size $\xi \simeq b'^3c^{-1/2}$, also known as the correlation length. Their conformation is a random-walk of $g = (c/c^*)^{1/2}$ correlation blobs, with an end-to-end distance of $R \simeq$

$$\xi(L/\xi)^{1/2} \simeq b'^{1/4}N^{1/2}c^{-1/4}.$$

The scaling theory of de Gennes and co-workers' treats semidilute polyelectrolyte chains as Rouse chains made up of correlation blobs.¹⁶ In salt-free solution, each correlation blob assumes a rod-like conformation with diameter d_C and length ξ . The scaling theory approximates the friction coefficient as:

$$\zeta_\xi = (F\beta)\xi \quad (1)$$

where F is a shape factor ($F = 6\pi$ for spheres) and β is a coefficient related to the local friction experienced by polymer chains. Scaling assumes $F = 1$ and $\beta = \eta_s$, where η_s is the viscosity of the solvent.¹⁹

The Rouse model expects to total friction coefficient to be that of a single correlation blob multiplied by the number of blobs in a chain:

$$\zeta_R \simeq \frac{Nb'}{\xi} \zeta_\xi = (F\beta)b'N \quad (2)$$

which Dobrynin et al's model expects to be concentration independent.^{7,19,81}

The Rouse diffusion coefficient of a chain is obtained via the Einstein-Smoluchowski relation:

$$D_R = k_B T / \zeta_R \simeq (F\beta)^{-1} \frac{k_B T}{Nb'} \quad (3)$$

where k_B and T are the Boltzmann constant and the absolute temperature respectively.

The chain's relaxation time is $\tau_R \simeq R^2/D$ so that:

$$\tau_R \simeq \begin{cases} (F\beta) \frac{b'^{3/2} N^2 c^{-1/2}}{k_B T} & \text{scaling} \\ \frac{1}{29.6} (F\beta) \frac{b'^{3/2} N^2 c^{-1/2}}{k_B T} & \text{Rouse} \end{cases} \quad (4)$$

where the factor of $3\pi^2 \simeq 29.6$ in Eq. 4b was calculated by Rouse, and is not usually included in scaling theories.

In the absence of entanglements, the terminal modulus of a single chain is $\simeq k_B T$ and that of a solution is: $G \simeq \frac{k_B T c}{N}$.^{19,22} The polymer contribution to the viscosity is estimated as the product of τ_R and G :

$$\eta - \eta_s \simeq \begin{cases} (F\beta) b'^{3/2} N c^{1/2} & \text{scaling} \\ \frac{1}{36} (F\beta) b'^{3/2} N c^{1/2} & \text{Rouse} \end{cases} \quad (5)$$

Equations 1-5 with $F = 1$ and $\beta = \eta_s$ correspond to Dobrynin et al's scaling model. In section V we evaluate the value of these parameters as a function of polymer concentration and molar mass.

B. Experimental results on polyelectrolytes

We now turn our attention to the experimental results from the literature, specifically for NaPSS in water, the most extensively studied polyelectrolyte system. The conformational properties of NaPSS in salt-free solution are in nearly quantitative agreement with the scaling predictions²², but larger deviations from theory are observed for dynamic quantities.^{22,23,25,26} Of particular interest for this study is the fact that the specific viscosity of NaPSS shows a strong increase with polymer

concentration beyond $c \simeq 1$ M, displaying exponential behaviour that is not anticipated by Dobrynin et al's model.²⁵

We define a function ψ that accounts for deviations from the scaling prediction as follows:

$$\psi_X(c, N) \equiv \frac{X_E(c, N)}{X_T(c, N)} \quad (6)$$

where X refers to the solution property (e.g. $X = \eta_{sp}, D$), and the subscripts E and T refer to the experimental result and the theoretical value respectively.

For $X = \eta_{sp}$, two recent studies^{22,25} of semidilute, non-entangled NaPSS solutions showed that ψ could be written as $\psi_\eta(c, N) = A_0 \psi_\eta(N) \psi_\eta(c)$, where

$$\psi_\eta(N) \simeq N^{0.25 \pm 0.05}$$

and

$$\psi_\eta(c) \simeq (15/16)e^{1.4c} + e^{1.3c^2}/16$$

where c in units of moles of repeating units per dm^3 and A_0 is a c - and N - independent constant of order unity.^{22,25}

The function $\psi_D(c, N)$ displayed a more complex dependence, with the c and N parts not being separable. At low polymer concentrations $\psi_D(c, N) \simeq 1$ is observed. The divergence between $\psi_D(c)$ and $\psi_\eta(c)$ is somewhat surprising, as the simplest explanation for a N -independent slow-down of non-entangled polymer dynamics at high concentrations is an increase in the local friction experienced by polymer chains, which would affect both functions in precisely an inverse manner (i.e. $\psi_D(c) = [\psi_\eta(c)]^{-1}$).

In contrast to $\psi_\eta(c, N)$, which was determined from data originating from nearly 20 different literature sources^{22,25}, the evaluation of $\psi_D(c, N)$ was carried out using the results of only two studies. In the current paper, we present new data for the diffusion coefficient of NaPSS in salt-free solution in order to compute $\psi_D(c, N)$ over a wider range of c and N . We show that the $\psi_\eta(c)$ and $\psi_D(c)$ functions are consistent with the scaling theory coupled with a c -dependent β , but the origin of this dependence remains unclear.

III. MATERIALS AND METHODS

Materials: Sodium polystyrene sulfonates with weight-averaged molar masses of $M_w = 9.7, 14.9, 20.7, 29.2, 63.9, 148, 151$ and 259 kg/mol were purchased from Polymer Standard Services (Mainz, Germany). DI water was obtained from a Milli-Q source. D_2O was purchased from Sigma-Aldrich (conductivity $2 \mu\text{S}/\text{cm}$). Samples were prepared gravimetrically and stored in plastic vials.

Rheology: A Kinexus-Pro rheometer with a cone-and-plate geometry (40 mm diameter, 1° angle) or a plate-plate geometry (20 mm, gap 0.4 mm gap) was employed for the steady and oscillatory shear experiments.

Pulsed-Field Gradient Nuclear Magnetic Resonance (PFG-NMR): ^1H NMR diffusion experiments

M_w (g/mol)	c_η^* (M) ^a	c^* (M) ^b	pd^c
9.7×10^3		5.1×10^{-1}	1.04
1.49×10^4		2.2×10^{-1}	1.04
2.07×10^4		1.1×10^{-1}	1.05
2.91×10^4	5.9×10^{-2}	5.7×10^{-2}	1.06
6.39×10^4	1.2×10^{-2}	1.2×10^{-2}	1.04
1.48×10^4	2.0×10^{-3}	2.2×10^{-3}	1.04
2.61×10^4	4.9×10^{-5}	7.0×10^{-5}	1.02

TABLE I. Molar masses of sodium polystyrene sulfonate used. ^a c_η^* is determined from the $\eta_{sp}(c^*) = 0.67$ criterion, as detailed in ref. 26. ^b Estimated as $c^* = 1240N^{-1.8}$, see ref. 26. Data for the four highest molar masses are from ref. 25. ^c Value for polystyrene before sulfonation.

were run on a 500 MHz Bruker Avance NEO II spectrometer with a Bruker DIFBBI probe head. All measurements were performed at 298.15 K. The polymers were dissolved in D_2O to suppress the water signal and to obtain a lock signal in the NMR experiment. 5 mm NMR tubes were filled with 500 μL of polymer solution. For all measurements, the stimulated echo pulse sequence combined with two gradient pulses was used. Thirty-two scans were accumulated for each gradient setting. The time delay between two gradient pulses Δ was set to 25 ms. The gradient pulses were adjusted to strengths G between 5 and 500 G/cm with a duration $\delta = 1.0$ ms. All measurements (the full set of gradient strengths under the variation from 5 to 500 G/cm) were repeated four times.

IV. RESULTS AND DATA ANALYSIS

PFG-NMR can be used to study molecular diffusion in solution^{105,106}. The PFG-NMR technique combines

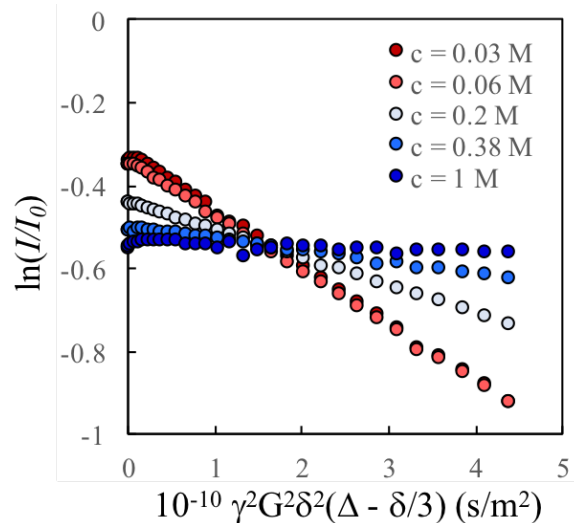


FIG. 1. Stejskal-Tanner plot obtained from the PFG-NMR measurements for NaPSS with $M_w = 64$ kg/mol at varying concentration. The slope of the straight line gives the negative value of the diffusion coefficient of the investigated molecule.

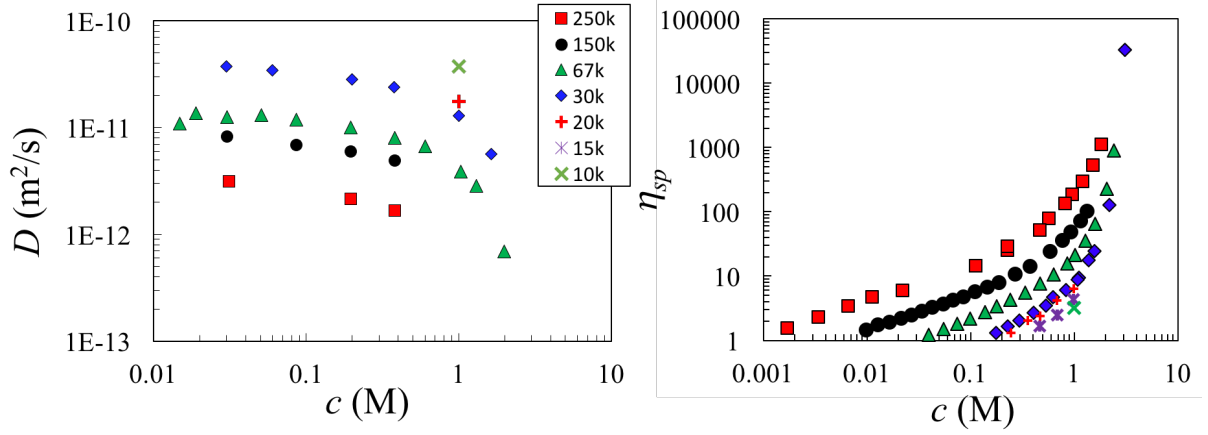


FIG. 2. Left: Diffusion coefficient of NaPSS samples in salt-free D₂O as a function of polymer concentration. Right: Specific viscosity for the same NaPSS samples in H₂O. Viscosity data for samples with $M_w = 29.4 - 261$ kg/mol are from ref. [25].

the ability to reveal information on the chemical nature as well as on the molecular or collective translational mobility of the individual components. The observed molecules, may be assigned to a structural part of the dispersion depending on its characteristic motional behaviour.^{107,108} In a homogeneous solution, the free self-diffusion coefficients of the dissolved molecules can be determined with the PFG-NMR. In the given case, all PFG-NMR experiments consist of the application of two field gradient pulses combined with a stimulated echo pulse sequence (90° - τ_1 - 90° - τ_2 - 90° - τ_1 -echo). The pulse gradients with a gradient strength G and duration γ are applied during both of the waiting periods τ_1 with an overall separation Δ . In the presence of free diffusion with a diffusion coefficient D , this leads to a decay of the echo intensity I with respect to the original value I_0 (for $G = 0$) according to:

$$\frac{I}{I_0} = I_{rel} = e^{-\gamma^2 \delta^2 G^2 (\Delta - \delta/3)}$$

with γ being the gyromagnetic ratio of the hydrogen nucleus. The value of the apparent diffusion constant D_{app} is equal to the negative slope of the data points in the Stejskal-Tanner plot ($\ln I_{rel}$ versus $\gamma^2 \delta^2 G^2 (\Delta - \delta/3)$).^{107,109,110}

Plots of the decay of the echo intensity for the NaPSS sample with $M_w = 63.9$ kg/mol for different polymer concentrations in salt-free D₂O are shown in Figure 2. The DOSY spectra for the sample is shown in the SI.

The viscosity data did not display any appreciable shear thinning over the shear rate range probed ($1-600$ s⁻¹), as expected given the relatively short relaxation times of the low molar mass polymers studied²².

V. DISCUSSION

A. Calculation of $\psi(c)$

Figure 2 displays the diffusion coefficient and specific viscosity of NaPSS as a function of polymer concentration in salt-free aqueous solution. The data follow the scaling

predictions at low concentrations $D \propto c^0$ and $\eta_{sp} \propto c^{1/2}$, followed by a sharp decrease in D and increase in η_{sp} in the high concentration region.

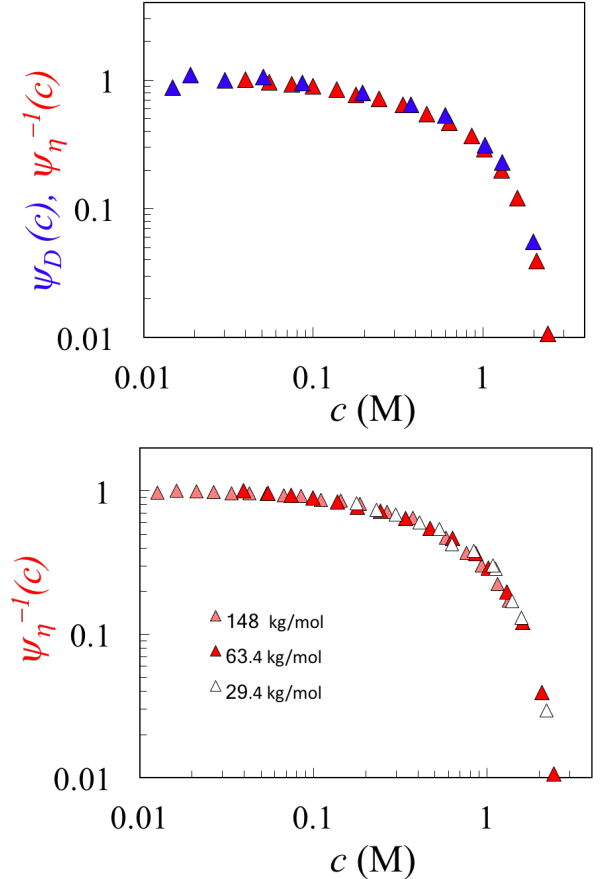


FIG. 3. Top: Comparison of ψ_η and ψ_D for PSS with $M_w = 6.34 \times 10^4$ g/mol. Bottom: Concentration dependence of $[\psi_\eta(c)]^{-1}$ for PSS with different molar masses.

As discussed in the introduction, the simplest explanation for the observed deviations from scaling, which are quantified by the function $\psi(c)$ is to assume a concentration-dependent friction coefficient β . This in-

interpretation leads to two requirements: First, following Eqs. 3, 5 and 6, a change in local friction is expected to affect the diffusion coefficient and viscosity inversely, so that $\psi_D(c) = \psi_\eta(c)^{-1} = \beta(c)^{-1}$. Second, because local properties such as the monomeric friction coefficient are insensitive to the overall chain length, the shape of $\psi(c)$ must be N -independent. Note that the second requirement does not necessitate that $\psi(N) = 1$, but $\psi(c)/\psi(c \rightarrow 0) \propto N^0$. An alternative interpretation, where F is assumed to vary with concentration, is discussed in the next section.

Figure 3a compares $\psi_D(c)$ and $\psi_\eta^{-1}(c)$ for NaPSS samples with $M_w = 6.39 \times 10^4$ g/mol. The agreement between the two functions is superb. This contrasts with the findings of an earlier study²⁵, where the same viscosity data were compared with diffusion data by Odijk and Ooswald⁴⁹.

The independence of $\psi(c)/\psi(0)$ on N is verified in Fig. 3b for $\psi_\eta(c)$ of three different molar masses. $\psi_\eta(c)$ is calculated by dividing experimental data for η_{sp} by Eq. 5 and adjusting the lowest concentration to 1 for the $M_w = 1.48 \times 10^5$ g/mol sample. For the $M_w = 2.94 \times 10^4$ and 6.39×10^4 g/mol samples, data at sufficiently low concentrations to observe a plateau in $\psi_\eta(c)$ are not available and we therefore normalise the lowest concentrations to the $M_w = 1.48 \times 10^4$ g/mol sample. Very good agreement is observed in Fig. 3b over the entire concentration range considered, supporting the $\psi_\eta(c) = \beta(c)$ interpretation.

B. The shape factor F

1. Hydrodynamic models

A quantitative comparison of scaling laws with dynamic data for polyelectrolytes requires a precise knowledge of F . As the quantities β and F only appear as a product in the scaling laws outlined in the introduction, their individual evaluation is challenging. We proceed as follows: at low polymer concentrations, we suppose that solvent dynamics are not modified by the polymer, which in turn means that $\beta = \eta_s$ is a reasonable assumption. Using previously reported SANS measurements of the correlation length¹¹¹ and effective monomer size¹¹², we estimate the friction coefficient of a correlation blob as $\zeta_\xi = \zeta_R \xi / (b'N) = \zeta_R (33c^{-1/2}) / (1.7N)$.²² Figure 4 plots the concentration dependence of ζ_ξ for NaPSS samples with $M_w = 148$ and 29.1 kg/mol. Our data for other molar masses and Oostwal and co-workers's data^{49,50} for fall in between these values, and are generally closer to the triangles, see the supporting information for more details. A comparison is made with the friction coefficients calculated Eq. 2 using the scaling value of $F = 1$ and that of a cylinder, which is given by¹¹³:

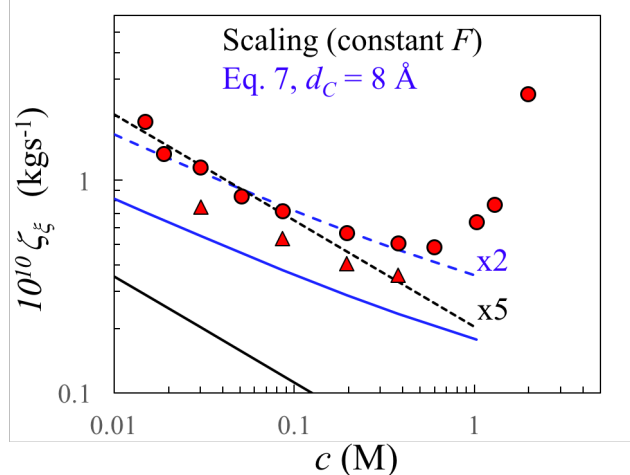


FIG. 4. Comparison of friction coefficient of correlation blobs Eq. 2 for different values of F . Full blue lines is for F calculated with Eq. 7 ($L = \xi$, $d_C = 8\text{\AA}$) and full black line is for $F = 1$, as expected by scaling. Dashed lines are multiplied by factors indicated to match data for NaPSS with $M_w = 29.4$ kg/mol.

$$F_{cyl}(L, d_C) \simeq 3\pi \left[\ln\left(\frac{L}{d_C}\right) + 0.312 + 0.565\left(\frac{d_C}{L}\right) - 0.1\left(\frac{d_C}{L}\right)^2 \right]^{-1} \quad (7)$$

where L and d_C are the length and the cross-sectional diameter of the cylinder respectively. The former can be identified with the correlation blob and the latter is taken to be 10 Å.¹¹²

Using either the scaling value of $F = 1$ or $F_{cyl}(\xi, d_C)$ fail to describe the data quantitatively. Setting $F = 4-5$ instead correctly describes experimental results for $c \simeq 0.02 - 0.2$, see also Table II. At higher polymer concentrations, the downturn in the friction coefficient can be assigned as discussed in the preceding section, to an increase in β with increasing polymer concentration.

Alternatively, using Eq. 7 could account for results if F_{cyl} is multiplied by a factor of 1.4-2 (see dashed line). Under this scenario, $\psi(c)_D$ for $c \lesssim 0.4$ would be entirely explained by the concentration dependence of F , with $\beta \simeq \eta_s$ in that concentration range. Inserting Eq. 7 into Eq. 5 predicts a power-law exponent for the specific viscosity with concentration stronger than 0.5 at low polymer concentrations, which is inconsistent with the experimental data for the viscosity of NaPSS^{22,23,25,26}. Conductivity data¹¹⁴⁻¹¹⁷ on the other hand display a logarithmic dependence on polymer concentration in dilute solution, which is interpreted as arising from the first term in the square brackets of Eq. 7.

It is possible to reproduce the experimental value of $F \simeq 5$ with the cylinder friction factor if a constant $\xi/d_C \simeq 10$ is assumed. Such behaviour could arise if,

for example, the ionic cloud around the polyelectrolyte backbone causes the hydrodynamic cross-sectional radius of the chain to increase with decreasing concentration as $d_C \simeq 1/\sqrt{c}$.

Model	F	F_{exp}/F
Sphere	6π	$\simeq 4$
Cylinder	$3\pi[\ln(\xi/d_C) + 0.312 + 0.565(d_C/\xi) - 0.1(d_C/\xi)^2]^{-1}$	1.7-2.4
Zimm	5.2^a	1
Scaling	1	5
Experiment	$\simeq 5 \pm 1$	1

TABLE II. Comparison of theoretical and measured values for shape factor F , see figure 4 for the experimental determination of F . ^a for Gaussian chains with $R = \xi$.

2. Comparison of dilute and semidilute chain diffusion

The scaling assumption to calculate polymer dynamics is that chains display dilute-like behaviour (Zimm dynamics) for distances smaller than the correlation length and melt-like behaviour (Rouse dynamics) on larger length-scales. Figure 5 tests this assumption by comparing the friction coefficient of correlation blobs (red symbols) with those of dilute chains of the same length (blue symbols). Both datasets are seen to differ by a factor of $\simeq 1 - 1.5$, supporting the validity of the scaling theory.

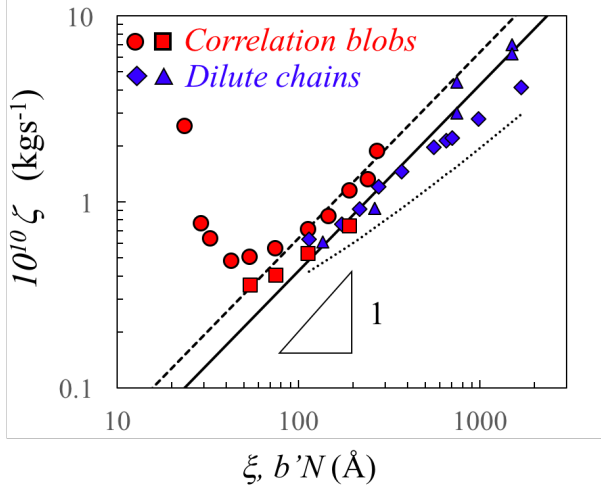


FIG. 5. Comparison of friction coefficient of correlation blobs with that of dilute chains of the same end-to-end distance. Blue symbols are for dilute solutions of NaPSS in salt-free water: Triangles are Oostwal and co-worker's data, extrapolated to zero concentration and diamonds are Xu et al's fluorescence measurements^{34,118,119}. Red symbols are ζ_ξ for NaPSS with $M_w = 29.1$ kg/mol (circles) and $M_w = 248$ kg/mol (squares), full lines are power-laws of 1, predicted by scaling and dotted line is the diffusion coefficient of a cylinder with $d_C = 10\text{\AA}$.

C. Calculation of $\psi(N)$

Figure 6a compares the dependence of the specific viscosity on the polymer molar mass with the Rouse prediction of $\eta_{sp} \propto M_w$. As discussed in earlier work²², a power-law of $\eta_{sp} \propto M_w^{1.25}$ is seen to give a better description of the experimental results over the entire M_w range. An earlier study has shown that this power-law persists well into the dilute region, which is at odds with the scaling assumption of Zimm dynamics in dilute salt-free solution.²⁶ The diffusion coefficient, plotted as a function of M_n in Fig. 6b, appears to follow the Rouse prediction of $D \propto M^{-1}$, with no apparent change in scaling across the overlap degree of polymerisation. The D vs. M_n dataset does not cover a sufficiently broad range of degree of polymerisation to distinguish between a power-law of $D \sim N^{-1}$ or $D \sim N^{-1.2}$. The same dependences are observed at higher concentrations of up to $c = 1$ M, see the SI.

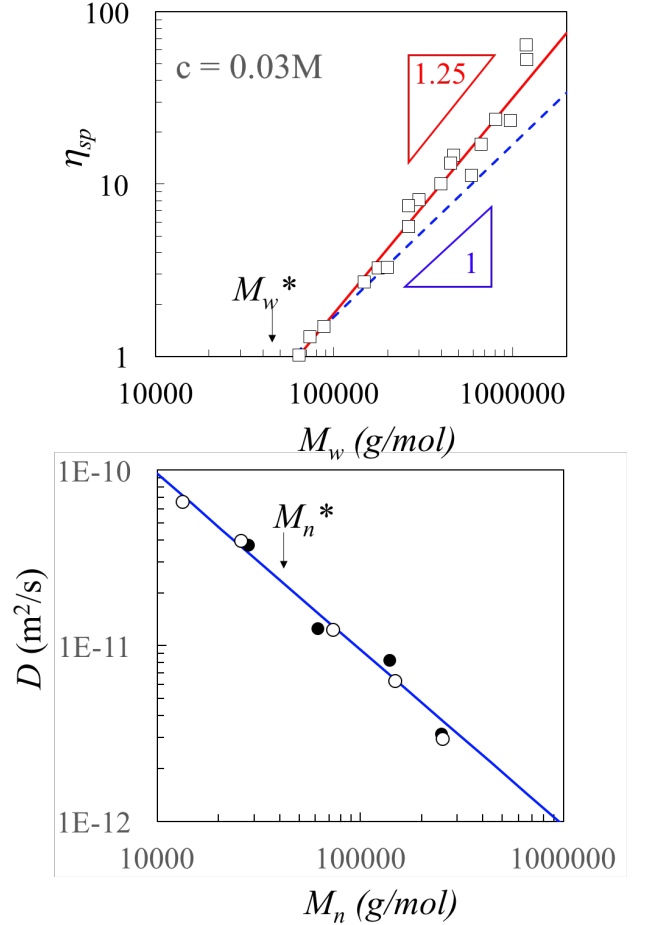


FIG. 6. Top: M_w dependence of specific viscosity for NaPSS in salt-free water with $c = 0.03$ M, data are from this work and literature references compiled in ref 22. Bottom: Diffusion coefficient as a function of number-averaged molar mass for the same concentration as top panel. Full symbols are data from this work and hollow symbols are by Oostwal et al⁴⁹.

D. Comparison with models of solvent dynamics

The preceding discussion suggests that the sharp drop in $\psi_D(c) \simeq \psi_\eta^{-1}(c)$ cannot be accounted for by either the influence of entanglements or hydrodynamic corrections to the shape factor F .

The simplest explanation therefore appears to be a slow down in the solvent diffusion with increasing polymer concentration. This phenomenon has been observed for many polymer solvent systems, and might be particularly strong for polyelectrolytes due to the ordering of water around the ionic groups^{120–123}. In this scenario the scaling laws outlined in section II A need to be applied with $\beta(c) > \eta_s$. Several theories of solvent diffusion in polymer solutions have been put forward in the literature. Mackie and Meares⁹⁵ developed an obstruction model which expects the solvent diffusion to depend on on the polymer volume fraction (ϕ) as:

$$\frac{D_s(\phi)}{D_s(0)} = \left[\frac{1-\phi}{1+\phi} \right]^2 \quad (8)$$

Equation 8 has been shown to correctly describe the dependence of D_s on polymer concentration for a large number of polymer-solvent pairs, including polyelectrolytes⁵⁹.

Fujita introduced a model where the free volume available per molecule is estimated as an additive contribution from solvent and solute⁹⁶:

$$f_v(\phi, T) = \phi f(1, T) + (1 - \phi) f(0, T) \quad (9)$$

where f_v is the total free volume of the solution and $f(1, T)$ and $f(0, T)$ are the free volume of the pure polymer and solvent respectively. Models based on Fujita's concept of additive free volume predict:

$$D \sim e^{-B/f_v} \quad (10)$$

where B is often taken to be a constant of order unity. The Vrentas-Duda model gives a similar prediction, but B is a function of polymer concentration $B = (1-\phi)/\rho_s + k_1\phi/\rho_p$, where ρ is the density and the subscripts p and s refer to the polymer and solvent. k_1 is a constant specific to each polymer-solvent system.¹²⁴

Figure 7 compares the concentration dependence of ψ_η with Eq. 8. The latter is shown to predict a much weaker dependence of solvent dynamics on concentration than what is observed for NaPSS chains. Free volume models give a similarly weak dependence of the friction coefficient with concentration. The various terms in Eq. 9-10 could in principle be evaluated from the temperature dependence of the viscosity as a function of polymer concentration. Such data have proven useful when interpreting the dynamics of salts, proteins, nanoparticles and polymers in solution.^{87,90,91,97} Unfortunately, with our current setup, evaporation prevents us from measuring the solution viscosity over a wide enough temperature range to evaluate our data according to the procedures outlined in refs^{86,97,125}.

The diffusion coefficient of the sodium counter-ion in salt-free solutions of NaPSS, reported in refs. [126,127] does not show a concentration dependence up to $c \simeq 2$ M, beyond which a sharp drop, similar to that of NaPSS chains is observed. The independence of D_{Na^+} on concentration up to $c \simeq 2$ M supports the idea of a weak concentration dependence of the solvent diffusion.

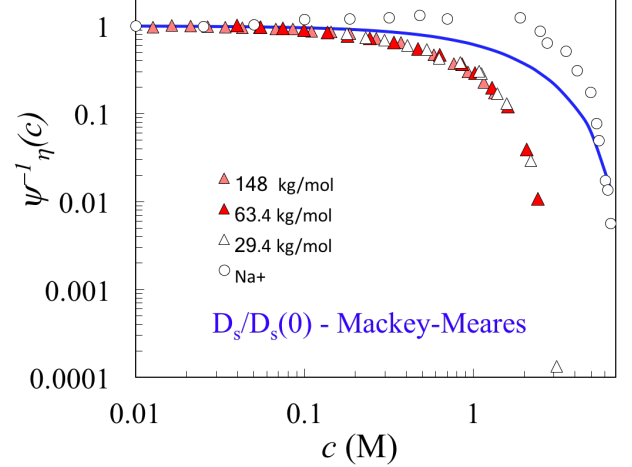


FIG. 7. Concentration dependence of ψ_η^{-1} for NaPSS with different molar masses along with Eq. 8 (blue line). The diffusion coefficient of Na^+ counterions normalised to its value at $c = 0$ is plotted as circles, data are from refs. [126,127].

Other effects, including the influence of coupled chain motion¹¹⁹ or hydrophobic clustering¹²⁸ may affect the shape of the $\psi(c)$ function, but we do not have a way of quantifying them at present. At high polymer mass fractions, the dielectric constant of polyelectrolyte solutions varies non-monotonically with concentration^{115,129}, which is expected to affect polyelectrolyte conformation¹³⁰. This feature, along with a possible breakdown of Debye-Huckel screening^{131,132} may be related to the observed increase in the osmotic coefficient for NaPSS and other polyelectrolytes beyond $c \simeq 1.2$ M,^{133,134} concurrent with a change in the scaling of the correlation length from $\xi \sim c^{-1/2}$ to $\xi \sim c^{-1/4}$.^{135,136} While these observations suggest a cross-over to a concentrated regime, the conformation of NaPSS displays a monotonic decrease in R_g with increasing polymer concentration up to $c \simeq 4$ M, which closely the predictions of the scaling theory²².

In summary, the above observations suggest that the monomeric friction factor of NaPSS exhibits a strong concentration dependence beyond $c \simeq 0.1$ which cannot be assigned to a change in solvent dynamics or the influence of entanglements. Interchain friction therefore appears as the most likely cause for the strong exponents observed for the viscosity and diffusion coefficient of NaPSS.

Our findings are consistent with data for sodium polymethacrylate (NaPMA) in non-entangled, salt-free D_2O solution^{137,138}, which show a decrease in the single chain

diffusion coefficient of NaPMA relative to that of the solvent for $c \gtrsim 0.05$ M. The $\psi_\eta(c)$ function calculated for their data shows agreement with our results, see the supporting information. Diederichsen et al's data for the diffusion of polysulfone ionomers (PSU) in DMSO^{139,140} display qualitatively similar behaviour to the data presented in this paper: the viscosity and diffusion coefficient of PSI display a sharp increase and decrease respectively at high polymer concentrations. These features cannot be fully accounted for by changes in solvent dynamics, as their measurements show that DMSO diffusion slows down only modestly at high polymer concentrations. Entanglement can also be ruled out given the low degree of polymerisation of the PSU chains and the observed exponents of $D \sim N^{-(1.1-1.2)}$ and $\eta_{sp} \sim N^{1-1.2}$.

E. Estimating chain dimensions from viscosity and diffusion data

The Rouse model relates the viscosity, diffusion and chain dimensions of non-entangled chains as:

$$k_B T \frac{R_g^2}{6N} = \frac{(\eta - \eta_s)D}{c} K \quad (11)$$

where K is a factor that accounts for polydispersity effects¹⁴¹. The scaling theory gives the same result as Eq. 11 but with the left hand side multiplied by a factor of 36. Equation 11 has been shown to work within 10-20% accuracy for non-entangled neutral polymers in concentrated solutions and in the melt.^{142,143}

The advantage of Eq. 11 is that it relates static (R_g) and dynamic (D, η) experimental observables in a way in which the effects of local friction, quantified through parameter $F\beta$, are cancelled out.¹⁴⁴ Figure 8 compares the chain dimensions of NaPSS calculated from Eq. 9 (blue symbols) with those directly measured by SANS, see ref. 22 for a compilation of the SANS data. Very good agreement is observed between the two methods over the entire concentration range studied, demonstrating the validity of the Rouse model for salt-free polyelectrolytes. Table III compares estimates for the chain dimensions of NaPSS using the Rouse model, the scaling formula based on the correlation length and direct measurements by SANS. The three estimates are seen to agree within experimental error.

VI. CONCLUSIONS

We have studied the diffusion and viscosity properties of NaPSS in salt-free aqueous solution as a function of degree of polymerisation and concentration. We show that while D and η depart from scaling predictions, their product does not, suggesting that the observed differences between theory and experiments are due to a con-

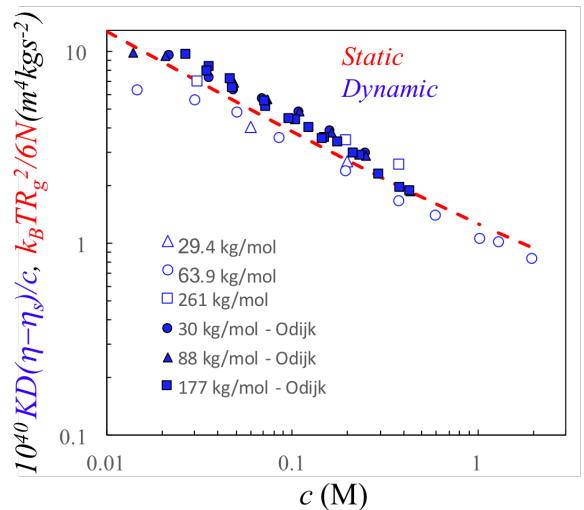


FIG. 8. Concentration dependence of the chain dimensions of NaPSS in salt-free solution calculated from Eq. 11. SANS data follow the compilation of 22, data for $c < 0.07$ M are extrapolated.

Method	$R_g^2 c^{0.5}/N$ (\AA^2)
$\xi(L/\xi)^2/6^\dagger$	9 ± 1
$(\eta - \eta_s)DK/(6ck_B T)$	14 ± 3
SANS	12 ± 2

TABLE III. Comparison of calculated and measured values for chain dimensions of NaPSS. † Assuming an effective monomer length of $b' = 1.7$ \AA . For a discussion of SANS data see ref.²² and references therein.

centration dependence of the friction coefficient of correlation blobs. Free volume theories⁹⁶ and obstruction models⁹⁵ do not account for this dependence. The friction coefficient of correlation blobs and dilute chains of equivalent length are shown to be nearly identical, in agreement with scaling.¹⁹ The Rouse model gives a quantitative description of non-entangled polyelectrolyte dynamics, as evidenced by the fact that $(\eta - \eta_s)D/c$ can be used to calculate chain dimensions in agreement with SANS measurements.

Overall, scaling gives a good description of non-entangled polyelectrolyte dynamics. One exception is the exponent for the molar mass dependence of the specific viscosity in salt-free solution, which deviates from theoretical predictions.²² Further, a molecular understanding of the concentration dependence of the friction coefficient is also still lacking.

ACKNOWLEDGEMENTS

We thank Jack Douglas (NIST, US) for useful comments on the manuscript.

VII. REFERENCES

- ¹F. Horkay, I. Tasaki, and P. J. Bassar, "Osmotic swelling of polyacrylate hydrogels in physiological salt solutions," *Biomacromolecules* **1**, 84–90 (2000).
- ²F. Schwrer, M. Trapp, X. Xu, O. Soltwedel, J. Dzubiella, R. Steitz, and R. Dahint, "Drastic swelling of lipid oligobilayers by polyelectrolytes: A potential molecular model for the internal structure of lubricating films in mammalian joints," *Langmuir* **34**, 1287–1299 (2018).
- ³M. Ballauff, "More friction for polyelectrolyte brushes," *Science* **360**, 1399–1400 (2018).
- ⁴A. Yethiraj, "Liquid state theory of polyelectrolyte solutions," *The Journal of Physical Chemistry B* **113**, 1539–1551 (2009).
- ⁵R. Chang, Y. Kim, and A. Yethiraj, "Osmotic pressure of polyelectrolyte solutions with salt: Grand canonical monte carlo simulation studies," *Macromolecules* **48**, 7370–7377 (2015).
- ⁶M. Muthukumar, "50th anniversary perspective: A perspective on polyelectrolyte solutions," *Macromolecules* **50**, 9528–9560 (2017).
- ⁷A. V. Dobrynin and M. Rubinstein, "Theory of polyelectrolytes in solutions and at surfaces," *Progress in Polymer Science* **30**, 1049–1118 (2005).
- ⁸J. Dedic, H. Okur, and S. Roke, "Polyelectrolytes induce water-water correlations that result in dramatic viscosity changes and nuclear quantum effects," *Science Advances* **5**, eaay1443 (2019).
- ⁹A. Chremos and J. F. Douglas, "Polyelectrolyte association and solvation," *The Journal of chemical physics* **149**, 163305 (2018).
- ¹⁰A. Chremos and F. Horkay, "Comparison of neutral and charged polyelectrolyte bottlebrush polymers in dilute salt-free conditions," *MRS Advances*, 1–8.
- ¹¹K. Morishima, X. Li, K. Oshima, Y. Mitsukami, and M. Shibayama, "Small-angle scattering study of tetra-poly (acrylic acid) gels," *The Journal of chemical physics* **149**, 163301 (2018).
- ¹²D. Jia and M. Muthukumar, "Effect of salt on the ordinary-extraordinary transition in solutions of charged macromolecules," *Journal of the American Chemical Society* **141**, 5886–5896 (2019).
- ¹³M. Muthukumar, "Collective dynamics of semidilute polyelectrolyte solutions with salt," *Journal of Polymer Science Part B: Polymer Physics* **57**, 1263–1269 (2019), <https://onlinelibrary.wiley.com/doi/pdf/10.1002/polb.24839>.
- ¹⁴G. Chen, A. Perazzo, and H. Stone, "Influence of salt on the viscosity of polyelectrolyte solutions," *PRL* (2020).
- ¹⁵J. Barrat and J. Joanny, "Theory of polyelectrolyte solutions," *Advances in chemical physics* **94**, 1–66 (1996).
- ¹⁶De Gennes, P.G., Pincus, P., Velasco, R.M., and Brochard, F., "Remarks on polyelectrolyte conformation," *J. Phys. France* **37**, 1461–1473 (1976).
- ¹⁷P. Pfeuty, "Conformation des polyelectrolytes ordre dans les solutions de polyelectrolytes," *Le Journal de Physique Colloques* **39**, C2–149 (1978).
- ¹⁸I. Noda and Y. Takahashi, "Viscoelastic properties of polyelectrolyte solutions," *Berichte der Bunsengesellschaft für physikalische Chemie* **100**, 696–702 (1996).
- ¹⁹A. V. Dobrynin, R. H. Colby, and M. Rubinstein, "Scaling theory of polyelectrolyte solutions," *Macromolecules* **28**, 1859–1871 (1995).
- ²⁰Q. Liao, J.-M. Y. Carrillo, A. V. Dobrynin, and M. Rubinstein, "Rouse dynamics of polyelectrolyte solutions: A molecular dynamics study," *Macromolecules* **40**, 7671–7679 (2007).
- ²¹J.-M. Y. Carrillo and A. V. Dobrynin, "Polyelectrolytes in salt solutions: molecular dynamics simulations," *Macromolecules* **44**, 5798–5816 (2011).
- ²²C. G. Lopez and W. Richtering, "Conformation and dynamics of flexible polyelectrolytes in semidilute salt-free solutions," *The Journal of Chemical Physics* **148**, 244902 (2018).
- ²³D. C. Boris and R. H. Colby, "Rheology of sulfonated polystyrene solutions," *Macromolecules* **31**, 5746–5755 (1998).
- ²⁴E. Di Cola, N. Plucktaveesak, T. A. Waigh, R. H. Colby, J. S. Tan, W. Pyckhout-Hintzen, and R. K. Heenan, "Structure and dynamics in aqueous solutions of amphiphilic sodium maleate-containing alternating copolymers," *Macromolecules* **37**, 8457–8465 (2004).
- ²⁵C. G. Lopez and W. Richtering, "The viscosity of semidilute and concentrated non-entangled flexible polyelectrolytes in salt-free solution," *The Journal of Physical Chemistry B* **123**, 5626–5634 (2019).
- ²⁶C. G. Lopez, "Scaling and entanglement properties of neutral and sulfonated polystyrene," *Macromolecules* **52**, 9409–9415 (2019).
- ²⁷C. G. Lopez, "Entanglement properties of polyelectrolytes in salt-free and excess-salt solutions," *ACS Macro Letters*, 979–983 (2019).
- ²⁸M. J. Stevens and K. Kremer, "The nature of flexible linear polyelectrolytes in salt free solution: A molecular dynamics study," *J. Chem. Phys.* **103**, 1669–1690 (1995).
- ²⁹C. G. Lopez, R. H. Colby, P. Graham, and J. T. Cabral, "Viscosity and scaling of semiflexible polyelectrolyte NaCMC in aqueous salt solutions," *Macromolecules* **50**, 332–338 (2016).
- ³⁰D. G. Mintis and V. G. Mavrantzas, "Effect of ph and molecular length on the structure and dynamics of short poly (acrylic acid) in dilute solution: Detailed molecular dynamics study," *The Journal of Physical Chemistry B* **123**, 4204–4219 (2019).
- ³¹D. G. Mintis, M. Dompé, M. Kamperman, and V. G. Mavrantzas, "Effect of polymer concentration on the structure and dynamics of short poly (n, n-dimethylaminoethyl methacrylate) in aqueous solution: A combined experimental and molecular dynamics study," *The Journal of Physical Chemistry B* **124**, 240–252 (2019).
- ³²W. C. Soysa, B. Dünweg, and J. R. Prakash, "Size, shape, and diffusivity of a single Debye-Hückel polyelectrolyte chain in solution," *The Journal of chemical physics* **143**, 064906 (2015).
- ³³S. Mantha and A. Yethiraj, "Conformational properties of sodium polystyrenesulfonate in water: Insights from a coarse-grained model with explicit solvent," *The Journal of Physical Chemistry B* **119**, 11010–11018 (2015).
- ³⁴G. Xu, S. Luo, Q. Yang, J. Yang, and J. Zhao, "Single chains of strong polyelectrolytes in aqueous solutions at extreme dilution: Conformation and counterion distribution," *The Journal of chemical physics* **145**, 144903 (2016).
- ³⁵A. K. Gupta and U. Natarajan, "Structure and dynamics of atactic na+-poly (acrylic) acid (paa) polyelectrolyte in aqueous solution in dilute, semi-dilute and concentrated regimes," *Molecular Simulation* **45**, 876–895 (2019).
- ³⁶S. Dou and R. H. Colby, "Charge density effects in salt-free polyelectrolyte solution rheology," *J. Polym. Sci., Part B: Polym. Phys.* **44**, 2001–2013 (2006).
- ³⁷A. Vagias, R. Raccis, K. Koynov, U. Jonas, H.-J. Butt, G. Fytas, P. Košov, O. Lenz, and C. Holm, "Complex tracer diffusion dynamics in polymer solutions," *Physical review letters* **111**, 088301 (2013).
- ³⁸S. Seiffert and W. Oppermann, "Diffusion of linear macromolecules and spherical particles in semidilute polymer solutions and polymer networks," *Polymer* **49**, 4115–4126 (2008).
- ³⁹E. Serhatli, M. Serhatli, B. M. Baysal, and F. E. Karasz, "Coil-globule transition studies of sodium poly (styrene sulfonate) by dynamic light scattering," *Polymer* **43**, 5439–5445 (2002).
- ⁴⁰J. Yashiro and T. Norisuye, "Excluded-volume effects on the chain dimensions and transport coefficients of sodium poly (styrene sulfonate) in aqueous sodium chloride," *Journal of Polymer Science Part B: Polymer Physics* **40**, 2728–2735 (2002).
- ⁴¹M. Sedláč, "Poly (alkylacrylic acid) s: solution behavior and self-assembly," *Colloid and Polymer Science* **295**, 1281–1292 (2017).
- ⁴²U. Böhme and U. Scheler, "Effective charge of polyelectrolytes as a function of the dielectric constant of a solution," *Journal*

- of colloid and interface science **309**, 231–235 (2007).
- ⁴³U. Scheler, “Nmr on polyelectrolytes,” *Current opinion in colloid & interface science* **14**, 212–215 (2009).
 - ⁴⁴U. Böhme and U. Scheler, “Hydrodynamic size and electrophoretic mobility of poly (styrene sulfonate) versus molecular weight,” *Macromolecular Chemistry and Physics* **208**, 2254–2257 (2007).
 - ⁴⁵Z. Cao, S. Wu, and G. Zhang, “Dynamics of single polyelectrolyte chains in salt-free dilute solutions investigated by analytical ultracentrifugation,” *Phys. Chem. Chem. Phys.* **17**, 15896–15902 (2015).
 - ⁴⁶C. Wandrey and H. Ahmadloo, “Hydrodynamic analysis of synthetic permanently charged polyelectrolytes,” in *Analytical Ultracentrifugation* (Springer, 2016) pp. 251–268.
 - ⁴⁷X. Wang, X. Ye, and G. Zhang, “Investigation of ph-induced conformational change and hydration of poly (methacrylic acid) by analytical ultracentrifugation,” *Soft Matter* **11**, 5381–5388 (2015).
 - ⁴⁸S. K. Filippov, T. A. Seery, J. Kříž, M. Hruby, P. Černocho, O. Sedláček, P. Kadlec, J. Pánek, and P. Štěpánek, “Collective polyelectrolyte diffusion as a function of counterion size and dielectric constant,” *Polymer international* **62**, 1271–1276 (2013).
 - ⁴⁹M. Oostwal and T. Odijk, “Novel dynamic scaling hypothesis for semidilute and concentrated solutions of polymers and polyelectrolytes,” *Macromolecules* **26**, 6489–6497 (1993).
 - ⁵⁰M. Oostwal, M. Blees, J. De Bleijser, and J. Leyte, “Chain self-diffusion in aqueous salt-free solutions of sodium poly (styrene-sulfonate),” *Macromolecules* **26**, 7300–7308 (1993).
 - ⁵¹F. Schipper, K. Kassapidou, and J. Leyte, “Polyelectrolyte effects on counterion self-diffusion,” *Journal of Physics: Condensed Matter* **8**, 9301 (1996).
 - ⁵²F. Schipper, J. Hollander, and J. Leyte, “The influence of screening of the polyion electrostatic potential on the counterion dynamics in polyelectrolyte solutions,” *Journal of Physics: Condensed Matter* **10**, 9207 (1998).
 - ⁵³N. Schneider and D. Rivin, “Solvent transport in hydrocarbon and perfluorocarbon ionomers,” *Polymer* **47**, 3119–3131 (2006).
 - ⁵⁴K. K. Senanayake, N. Shokeen, E. A. Fakhrabadi, M. W. Liberatore, and A. Mukhopadhyay, “Diffusion of nanoparticles within a semidilute polyelectrolyte solution,” *Soft matter* **15**, 7616–7622 (2019).
 - ⁵⁵X. Guo, S. Theissen, J. Claussen, V. Hildebrand, J. Kamphus, M. Wilhelm, B. Luy, and G. Guthausen, “Dynamics of sodium ions and water in swollen superabsorbent hydrogels as studied by ²³Na- and ¹H-nmr,” *Macromolecular Chemistry and Physics* **220**, 1800350 (2019).
 - ⁵⁶X. Guo, C. Pfeifer, M. Wilhelm, B. Luy, and G. Guthausen, “Structure of superabsorbent polyacrylate hydrogels and dynamics of counterions by nuclear magnetic resonance,” *Macromolecular Chemistry and Physics* **220**, 1800525 (2019).
 - ⁵⁷K. Sozanski, A. Wisniewska, T. Kalwarczyk, A. Sznajder, and R. Holyst, “Motion of molecular probes and viscosity scaling in polyelectrolyte solutions at physiological ionic strength,” *PloS one* **11** (2016).
 - ⁵⁸N. H. LaFemina, Q. Chen, R. H. Colby, and K. T. Mueller, “The diffusion and conduction of lithium in poly (ethylene oxide)-based sulfonate ionomers,” *The Journal of Chemical Physics* **145**, 114903 (2016).
 - ⁵⁹R. Bai, P. J. Basser, R. M. Briber, and F. Horkay, “Nmr water self-diffusion and relaxation studies on sodium polyacrylate solutions and gels in physiologic ionic solutions,” *Journal of applied polymer science* **131** (2014).
 - ⁶⁰S. Dou and R. H. Colby, “Solution rheology of a strongly charged polyelectrolyte in good solvent,” *Macromolecules* **41**, 6505–6510 (2008).
 - ⁶¹K. Zheng, K. Chen, W. Ren, J. Yang, and J. Zhao, “Counterion cloud expansion of a polyelectrolyte by dilution,” *Macromolecules* **51**, 4444–4450 (2018).
 - ⁶²H. Dakhil, D. Auhl, and A. Wierschem, “Infinite-shear viscosity plateau of salt-free aqueous xanthan solutions,” *Journal of Rheology* **63**, 63–69 (2019).
 - ⁶³E. Fouissac, M. Milas, and M. Rinaudo, “Shear-rate, concentration, molecular weight, and temperature viscosity dependences of hyaluronate, a wormlike polyelectrolyte,” *Macromolecules* **26**, 6945–6951 (1993).
 - ⁶⁴D. Izzo, M. Cloitre, and L. Leibler, “The viscosity of short polyelectrolyte solutions,” *Soft Matter* **10**, 1714–1722 (2014).
 - ⁶⁵L. Bravo-Anaya, M. Rinaudo, and F. Martinez, “Conformation and rheological properties of calf-thymus dna in solution,” *Polymers* **8**, 51 (2016).
 - ⁶⁶T. Chen, X. Fu, L. Zhang, and Y. Zhang, “Viscosity behavior of p(dac-am) with serial cationicity and intrinsic viscosity in inorganic salt solutions,” *Polymers* **11**, 1944 (2019).
 - ⁶⁷T. Chen, X. Fu, S. Ning, and Y. Zhang, “The apparent viscosity of poly(acryloyloxyethyltrimethyl ammonium chloride-acrylamide) with serial molecular weights in the aqueous salt solutions,” *Journal of Macromolecular Science, Part A* **57**, 217–221 (2020).
 - ⁶⁸A. J. Konop and R. H. Colby, “Polyelectrolyte charge effects on solution viscosity of poly (acrylic acid),” *Macromolecules* **32**, 2803–2805 (1999).
 - ⁶⁹T. A. Waigh, R. Ober, C. E. Williams, and J.-C. Galin, “Semidilute and concentrated solutions of a solvophobic polyelectrolyte in nonaqueous solvents,” *Macromolecules* **34**, 1973–1980 (2001).
 - ⁷⁰L. N. Jimenez, J. Dinic, N. Parsi, and V. Sharma, “Extensional relaxation time, pinch-off dynamics, and printability of semidilute polyelectrolyte solutions,” *Macromolecules* **51**, 5191–5208 (2018).
 - ⁷¹S. Rozanska, K. Verbeke, J. Rozanski, C. Clasen, and P. Wagner, “Capillary breakup extensional rheometry of sodium carboxymethylcellulose solutions in water and propylene glycol/water mixtures,” *Journal of Polymer Science Part B: Polymer Physics* **57**, 1537–1547 (2019).
 - ⁷²R. De and B. Das, “Concentration, medium and salinity-induced shrinkage/expansion of poly(sodium styrenesulfonate) in 2-ethoxyethanol-water mixed solvent media as probed by viscosimetry,” *Journal of Molecular Structure* **1199**, 126992 (2020).
 - ⁷³E. Di Cola, T. A. Waigh, and R. H. Colby, “Dynamic light scattering and rheology studies of aqueous solutions of amphiphilic sodium maleate containing copolymers,” *Journal of Polymer Science Part B: Polymer Physics* **45**, 774–785 (2007).
 - ⁷⁴E. Turkoz, A. Perazzo, C. B. Arnold, and H. A. Stone, “Salt type and concentration affect the viscoelasticity of polyelectrolyte solutions,” *Applied Physics Letters* **112**, 203701 (2018).
 - ⁷⁵M. Bercea and B. A. Wolf, “Intrinsic viscosities of polymer blends: Sensitive probes of specific interactions between the counterions of polyelectrolytes and uncharged macromolecules,” *Macromolecules* **51**, 7483–7490 (2018).
 - ⁷⁶M. Bercea and B. A. Wolf, “Associative behaviour of -carrageenan in aqueous solutions and its modification by different monovalent salts as reflected by viscometric parameters,” *International Journal of Biological Macromolecules* **140**, 661–667 (2019).
 - ⁷⁷G. M. Pavlov, O. A. Dommes, O. V. Okatova, I. I. Gavrilova, and E. F. Panarin, “Spectrum of hydrodynamic volumes and sizes of macromolecules of linear polyelectrolytes versus their charge density in salt-free aqueous solutions,” *Phys. Chem. Chem. Phys.* **20**, 9975–9983 (2018).
 - ⁷⁸L. N. Jimenez, C. D. V. Martinez Narvez, and V. Sharma, “Capillary breakup and extensional rheology response of food thickener cellulose gum (nacmc) in salt-free and excess salt solutions,” *Physics of Fluids* **32**, 012113 (2020).
 - ⁷⁹R. M. Fuoss, “Viscosity function for polyelectrolytes,” *Journal of Polymer Science* **3**, 603–604 (1948).
 - ⁸⁰R. M. Fuoss and U. P. Strauss, “The viscosity of mixtures of polyelectrolytes and simple electrolytes,” *Annals of the New York Academy of Sciences* **51**, 836–851 (1949).

- ⁸¹R. H. Colby, "Structure and linear viscoelasticity of flexible polymer solutions: comparison of polyelectrolyte and neutral polymer solutions," *Rheol. Acta* **49**, 425–442 (2010).
- ⁸²M. Yamaguchi, M. Wakutsu, Y. Takahashi, and I. Noda, "Viscoelastic properties of polyelectrolyte solutions. 1. zero-shear viscosity," *Macromolecules* **25**, 470–474 (1992).
- ⁸³J. S. Behra, J. Mattsson, O. J. Cayre, E. S. Robles, H. Tang, and T. N. Hunter, "Characterization of sodium carboxymethyl cellulose aqueous solutions to support complex product formulation: A rheology and light scattering study," *ACS Applied Polymer Materials* **1**, 344–358 (2019).
- ⁸⁴F. Del Giudice, V. Calcagno, V. Esposito Taliento, F. Greco, P. A. Netti, and P. L. Maffettone, "Relaxation time of polyelectrolyte solutions: When μ -rheometry steps in charge," *Journal of Rheology* **61**, 13–21 (2017).
- ⁸⁵P. Kujawa, A. Audibert-Hayet, J. Selb, and F. Candau, "Effect of ionic strength on the rheological properties of multisticker associative polyelectrolytes," *Macromolecules* **39**, 384–392 (2006).
- ⁸⁶X. Gong, A. Bandis, A. Tao, G. Meresi, Y. Wang, P. Inglefield, A. Jones, and W.-Y. Wen, "Self-diffusion of water, ethanol and decafluoropentane in perfluorosulfonate ionomer by pulse field gradient nmr," *Polymer* **42**, 6485–6492 (2001).
- ⁸⁷M. T. Cicerone and J. F. Douglas, "relaxation governs protein stability in sugar-glass matrices," *Soft Matter* **8**, 2983–2991 (2012).
- ⁸⁸M. Andreev, A. Chremos, J. de Pablo, and J. F. Douglas, "Coarse-grained model of the dynamics of electrolyte solutions," *The Journal of Physical Chemistry B* **121**, 8195–8202 (2017).
- ⁸⁹M. Andreev, J. J. de Pablo, A. Chremos, and J. F. Douglas, "Influence of ion solvation on the properties of electrolyte solutions," *The Journal of Physical Chemistry B* **122**, 4029–4034 (2018).
- ⁹⁰T. Psurek, C. L. Soles, K. A. Page, M. T. Cicerone, and J. F. Douglas, "Quantifying changes in the high-frequency dynamics of mixtures by dielectric spectroscopy," *The Journal of Physical Chemistry B* **112**, 15980–15990 (2008).
- ⁹¹S. Bhadauriya, X. Wang, P. Pitliya, J. Zhang, D. Raghavan, M. R. Bockstaller, C. M. Stafford, J. F. Douglas, and A. Karim, "Tuning the relaxation of nanopatterned polymer films with polymer-grafted nanoparticles: Observation of entropenthalpy compensation," *Nano Letters* **18**, 7441–7447 (2018).
- ⁹²L. Belloni, D. Borgis, and M. Levesque, "Screened coulombic orientational correlations in dilute aqueous electrolytes," *The Journal of Physical Chemistry Letters* **9**, 1985–1989 (2018).
- ⁹³P. Jungwirth and D. Laage, "Ion-induced long-range orientational correlations in water: Strong or weak, physiologically relevant or unimportant, and unique to water or not?" *The Journal of Physical Chemistry Letters* **9**, 2056–2057 (2018).
- ⁹⁴Y. Chen, N. Dupertuis, H. I. Okur, and S. Roke, "Temperature dependence of water-water and ion-water correlations in bulk water and electrolyte solutions probed by femtosecond elastic second harmonic scattering," *The Journal of Chemical Physics* **148**, 222835 (2018).
- ⁹⁵J. S. Mackie, P. Meares, and E. K. Rideal, "The diffusion of electrolytes in a cation-exchange resin membrane i. theoretical," *Proceedings of the Royal Society of London. Series A. Mathematical and Physical Sciences* **232**, 498–509 (1955).
- ⁹⁶H. Fujita, "Notes on free volume theories," *Polymer Journal* **23**, 1499–1506 (1991).
- ⁹⁷R. H. Colby, L. J. Fetters, W. G. Funk, and W. W. Graessley, "Effects of concentration and thermodynamic interaction on the viscoelastic properties of polymer solutions," *Macromolecules* **24**, 3873–3882 (1991).
- ⁹⁸A. Tarokh, K. Karan, and S. Ponnurangam, "Atomistic md study of nafion dispersions: Role of solvent and counterion in the aggregate structure, ionic clustering, and acid dissociation," *Macromolecules* (2019).
- ⁹⁹M. Sedlak, "The ionic strength dependence of the structure and dynamics of polyelectrolyte solutions as seen by light scattering: The slow mode dilemma," *J. Chem. Phys.* **105**, 10123–10133 (1996).
- ¹⁰⁰M. Sedlak, "What can be seen by static and dynamic light scattering in polyelectrolyte solutions and mixtures?" *Langmuir* **15**, 4045–4051 (1999).
- ¹⁰¹M. Sedlak and E. J. Amis, "Concentration and molecular weight regime diagram of salt-free polyelectrolyte solutions as studied by light scattering," *The Journal of chemical physics* **96**, 826–834 (1992).
- ¹⁰²A. Chremos and J. F. Douglas, "Competitive solvation effects in polyelectrolyte solutions," in *Gels and Other Soft Amorphous Solids* (ACS Publications, 2018) pp. 15–32.
- ¹⁰³A. Narayanan Krishnamoorthy, C. Holm, and J. Smiatek, "Specific ion effects for polyelectrolytes in aqueous and non-aqueous media: the importance of the ion solvation behavior," *Soft Matter* **14**, 6243–6255 (2018).
- ¹⁰⁴"The samples studied have a sufficiently high degree of polymerisation that the end-to-end distance of the chains is large than the electrostatic blob size of NaPSS 128,145," ().
- ¹⁰⁵X. Guo, E. Laryea, M. Wilhelm, B. Luy, H. Nirschl, and G. Guthausen, "Diffusion in polymer solutions: Molecular weight distribution by pfg-nmr and relation to sec," *Macromolecular Chemistry and Physics* **218**, 1600440 (2017).
- ¹⁰⁶N. H. Williamson, M. Röding, S. J. Miklavcic, and M. Nydén, "Scaling exponent and dispersity of polymers in solution by diffusion nmr," *Journal of colloid and interface science* **493**, 393–397 (2017).
- ¹⁰⁷E. O. Stejskal and J. E. Tanner, "Spin diffusion measurements: Spin echoes in the presence of a timedependent field gradient," *The Journal of Chemical Physics* **42**, 288–292 (1965).
- ¹⁰⁸J. Linders, C. Mayer, T. Sekine, and H. Hoffmann, "Pulsed-field gradient nmr measurements on hydrogels from phosphocholine," *The Journal of Physical Chemistry B* **116**, 11459–11465 (2012).
- ¹⁰⁹E. O. Stejskal, "Use of spin echoes in a pulsed magneticfield gradient to study anisotropic, restricted diffusion and flow," *The Journal of Chemical Physics* **43**, 3597–3603 (1965).
- ¹¹⁰J. E. Tanner and E. O. Stejskal, "Restricted selfdiffusion of protons in colloidal systems by the pulsedgradient, spinecho method," *The Journal of Chemical Physics* **49**, 1768–1777 (1968).
- ¹¹¹V. Prabhu, M. Muthukumar, G. D. Wignall, and Y. B. Melnichenko, "Polyelectrolyte chain dimensions and concentration fluctuations near phase boundaries," *The Journal of chemical physics* **119**, 4085–4098 (2003).
- ¹¹²K. Kassapidou, W. Jesse, M. Kuil, A. Lapp, S. Egelhaaf, and J. Van der Maarel, "Structure and charge distribution in dna and poly (styrenesulfonate) aqueous solutions," *Macromolecules* **30**, 2671–2684 (1997).
- ¹¹³M. M. Tirado and J. G. de la Torre, "Translational friction coefficients of rigid, symmetric top macromolecules. application to circular cylinders," *The Journal of chemical physics* **71**, 2581–2587 (1979).
- ¹¹⁴R. H. Colby, D. C. Boris, W. E. Krause, and J. S. Tan, "Polyelectrolyte conductivity," *J. Polym. Sci., Part B: Polym. Phys.* **35**, 2951–2960 (1997).
- ¹¹⁵F. Bordi, C. Cametti, and R. H. Colby, "Dielectric spectroscopy and conductivity of polyelectrolyte solutions," *J. Phys.: Condens. Matter* **16**, R1423 (2004).
- ¹¹⁶R. De and B. Das, "The effects of concentration, relative permittivity, and temperature on the transport properties of sodium polystyrenesulphonate in 2-ethoxyethanol–water mixed solvent media," *European polymer journal* **43**, 3400–3407 (2007).
- ¹¹⁷D. Ray, R. De, and B. Das, "Thermodynamic, transport and frictional properties in semidilute aqueous sodium carboxymethylcellulose solution," *The Journal of Chemical Thermodynamics* **101**, 227–235 (2016).
- ¹¹⁸G. Xu, J. Yang, and J. Zhao, "Molecular weight dependence of chain conformation of strong polyelectrolytes," *The Journal of chemical physics* **149**, 163329 (2018).
- ¹¹⁹K. Chen, K. Zheng, G. Xu, J. Yang, and J. Zhao, "Diffusive motion of single polyelectrolyte molecules under electrostatic

- repulsion,” *Macromolecules* **52**, 3925–3934 (2019).
- ¹²⁰G. R. Quezada, J. H. Saavedra, R. E. Rozas, and P. G. Toledo, “Molecular dynamics simulations of the conformation and diffusion of partially hydrolyzed polyacrylamide in highly saline solutions,” *Chemical Engineering Science* **214**, 115366 (2020).
- ¹²¹P. Sappidi, S. S. Muralidharan, and U. Natarajan, “Conformations and hydration structure of hydrophobic polyelectrolyte atactic poly (ethacrylic acid) in dilute aqueous solution as a function of neutralisation,” *Molecular Simulation* **40**, 295–305 (2014).
- ¹²²A. Kubincova, P. H. Hunenberger, and M. Krishnan, “Interfacial solvation can explain attraction between like-charged objects in aqueous solution,” *The Journal of Chemical Physics* **152**, 104713 (2020).
- ¹²³A. Schlaich, A. P. dos Santos, and R. R. Netz, “Simulations of nanoseparated charged surfaces reveal charge-induced water reorientation and nonadditivity of hydration and mean-field electrostatic repulsion,” *Langmuir* **35**, 551–560 (2019).
- ¹²⁴D. R. Sturm, R. P. Danner, J. D. Moser, and S.-W. Chiu, “Application of the ventas-duda free-volume theory of diffusion below the glass-transition temperature: Application to hypromellose acetate succinate–solvent systems,” *Journal of Applied Polymer Science* **136**, 47351 (2019).
- ¹²⁵N. Schneider and D. Rivin, “Steady state analysis of water vapor transport in ionomers,” *Polymer* **51**, 671–678 (2010).
- ¹²⁶R. Fernandez-Prini and M. Philipp, “Tracer diffusion coefficients of counterions in homo-and heteroionic poly (styrenesulfonate) resins,” *The Journal of Physical Chemistry* **80**, 2041–2046 (1976).
- ¹²⁷R. F. Prini and A. Lagos, “Tracer diffusion, electrical conductivity, and viscosity of aqueous solutions of polystyrenesulfonates,” *Journal of Polymer Science Part A: Polymer Chemistry* **2**, 2917–2928 (1964).
- ¹²⁸R. Zhang and N. F. van der Vegt, “Study of hydrophobic clustering in partially sulfonated polystyrene solutions with a systematic coarse-grained model,” *Macromolecules* **49**, 7571–7580 (2016).
- ¹²⁹F. Bordini, R. H. Colby, C. Cametti, L. De Lorenzo, and T. Gili, “Electrical conductivity of polyelectrolyte solutions in the semidilute and concentrated regime: the role of counterion condensation,” *The Journal of Physical Chemistry B* **106**, 6887–6893 (2002).
- ¹³⁰L. Liu, W. Chen, and J. Chen, “Shape and diffusion of circular polyelectrolytes in salt-free dilute solutions and comparison with linear polyelectrolytes,” *Macromolecules* **50**, 6659–6667 (2017).
- ¹³¹D. Jacinto-Méndez, M. Villada-Balbuena, S. G. Cruz y Cruz, and M. D. Carbajal-Tinoco, “Static structure of sodium polystyrene sulfonate solutions obtained through a coarse-grained model,” *Molecular Physics* **116**, 2244–2253 (2018).
- ¹³²A. Matsumoto, F. Del Giudice, R. Rotrattanadumrong, and A. Q. Shen, “Rheological scaling of ionic-liquid-based polyelectrolytes in ionic liquid solutions,” *Macromolecules* **52**, 2759–2771 (2019).
- ¹³³L. Wang and V. A. Bloomfield, “Osmotic pressure of polyelectrolytes without added salt,” *Macromolecules* **23**, 804–809 (1990), <http://pubs.acs.org/doi/pdf/10.1021/ma00205a018>.
- ¹³⁴M. Ullner, K. Qamhieh, and B. Cabane, “Osmotic pressure in polyelectrolyte solutions: cell-model and bulk simulations,” *Soft matter* **14**, 5832–5846 (2018).
- ¹³⁵K. Nishida, K. Kaji, and T. Kanaya, “High concentration crossovers of polyelectrolyte solutions,” *J. Chem. Phys.* **114**, 8671–8677 (2001).
- ¹³⁶P. Lorchat, I. Konko, J. Combet, J. Jestin, A. Johnner, A. Laschewski, S. Obukhov, and M. Rawiso, “New regime in polyelectrolyte solutions,” *EPL (Europhysics Letters)* **106**, 28003 (2014).
- ¹³⁷F. J. M. Schipper and J. Leyte, “Mass transport in polyelectrolyte solutions,” *Journal of Physics: Condensed Matter* **11**, 1409 (1999).
- ¹³⁸“We assume their NaPMA is non -entangled given its low degree of polymerisation $N = 90$.” ().
- ¹³⁹K. M. Diederichsen, R. C. Terrell, and B. D. McCloskey, “Counterion transport and transference number in aqueous and non-aqueous short-chain polyelectrolyte solutions,” *The Journal of Physical Chemistry B* **123**, 10858–10867 (2019).
- ¹⁴⁰K. M. Diederichsen, *High Transference Number Polymer-Based Electrolytes for Lithium Batteries*, Ph.D. thesis, UC Berkeley (2019).
- ¹⁴¹If D is measured from the initial slope of the PFG-NMR signal (i.e. $D = \lim_{q^2 \rightarrow 0} d[S(q)/S(0)]/dq^2$), then $K \simeq M_w/M_n$ for semidilute non-entangled solutions.
- ¹⁴²N. Nemoto, M. Kishine, T. Inoue, and K. Osaki, “Self-diffusion and viscoelasticity of linear polystyrene in entangled solutions,” *Macromolecules* **24**, 1648–1654 (1991).
- ¹⁴³N. Nemoto, T. Kojima, T. Inoue, M. Kishine, and T. Hirayama, “Self-diffusion and tracer-diffusion coefficient and viscosity of concentrated solutions of linear polystyrenes in dibutyl phthalate,” *Macromolecules* **22**, 3793–3798 (1989).
- ¹⁴⁴We have multiplied all diffusion coefficients by a factor of 1.2 to account for the fact that the viscosity of D_2O is $\simeq 20\%$ larger than that of H_2O at $T = 298$ K.
- ¹⁴⁵J.-M. Y. Carrillo and A. V. Dobrynin, “Detailed molecular dynamics simulations of a model napss in water,” *The Journal of Physical Chemistry B* **114**, 9391–9399 (2010).