

Model-independent test for CPT violation using long-baseline and atmospheric neutrino experiments

Daljeet Kaur

S.G.T.B. Khalsa College, University of Delhi

(Dated:)

Abstract

Charge-Parity-Time (CPT) symmetry governs that the oscillation parameters for neutrinos and anti-neutrinos are to be identical. Different mass and mixing parameters for these particles may give us a possible hint for CPT violation in the neutrino sector. Using this approach, we discuss the ability of long-baseline and atmospheric neutrino experiments to determine the difference between mass squared splittings ($\Delta m_{32}^2 - \Delta \bar{m}_{32}^2$) and atmospheric mixing angles ($\sin^2 \theta_{23} - \sin^2 \bar{\theta}_{23}$) of neutrinos and anti-neutrinos. We show the joint sensitivity of the T2K, NOvA and INO experiments to such CPT violating observables in different possible combinations of octant for neutrinos and anti-neutrinos.

INTRODUCTION

The fact that neutrinos have mass and flavour mixed are strongly confirmed with the discovery of neutrino oscillations[1–5]. The existence of neutrino masses is in fact the first solid experimental fact requiring physics beyond the Standard Model. Under the assumption of conservation of the fundamental CPT symmetry, both neutrino and anti neutrino oscillations are described by three mass eigen states ν_1, ν_2, ν_3 with mass values m_1, m_2 and m_3 that are connected to the flavor states ν_e, ν_μ and ν_τ by a mixing matrix U [6, 7]. The neutrino or anti-neutrino oscillation probability depends on three mixing angles, $\theta_{12}, \theta_{23}, \theta_{13}$; two independent mass differences, $|\Delta m_{32}^2|, \Delta m_{21}^2$; where $\Delta m_{32}^2 = m_3^2 - m_2^2$ and $\Delta m_{21}^2 = m_2^2 - m_1^2$; and a CP violating phase δ_{CP} . The primary goals of present and future neutrino oscillation experiments are to perform precision measurements of the neutrino parameters, determine the right order of neutrino masses (i.e., the sign of Δm_{32}^2), determine the right octant [Lower Octant (LO) if $\theta_{23} < 45^\circ$ and Higher Octant (HO) if $\theta_{23} > 45^\circ$] and to determine the value of CP phase δ_{CP} .

With the increasing knowledge of the standard neutrino oscillation parameters, searches for the symmetry-breaking effects become also possible. For example, with the nonzero value of θ_{13} [8, 9], it became possible to search for CP-violation in the neutrino sector via the differences in the oscillation probabilities of neutrinos and anti-neutrinos. Similarly, CPT violation have been studied by several neutrino oscillation experiments under various assumptions[10–31]. According to the conservation of CPT symmetry, the mass-squared splitting and mixing angles are expected to be identical for neutrinos and anti-neutrinos. Therefore, an independent measurement of neutrino and anti-neutrino oscillation parameters and their comparison can be treated as a model independent way to test the CPT-conservation or it could possibly give us a sign for CPT-violation[32–38].

In this paper, we use the model independent way to test the CPT theorem under the standard three neutrino paradigm. We consider the possibility that the oscillation probability governed by neutrino mass splitting or mixing angle is different as compared to that of anti-neutrinos. Thus, the differences between neutrino and anti-neutrino oscillation parameters might be regarded as CPT violating observables. We perform realistic simulations for the current and future long-baseline oscillation experiments (T2K, NOvA) and atmospheric neutrino experiment (ICAL-INO). We explore the potential of these experiments to test the

CPT conservation and the CPT violation, assuming non-identical neutrino and anti-neutrino oscillation parameters. Since, the octant of neutrinos or anti-neutrinos is still unknown, we also show the potential of these experiments in different possible combinations of octants for neutrinos and anti-neutrinos.

This paper is organized as follows. A brief introduction of the experiments used in the analysis is given in Section . In Section , we describe the details of simulations work for atmospheric (INO) and long-baseline experiments (T2K and NOvA) separately. In Section , we show the experimental sensitivity of T2K, NOvA and INO experiments considering CPT is conserved [Subsection] followed by the CPT violation sensitivities [Subsection]. We explore the joint sensitivity for these experiment under Subsection . Finally, we conclude our results in Section .

EXPERIMENTAL SPECIFICATIONS

- The INO-ICAL Experiment:** The India-based Neutrino Observatory (INO)[39] is an atmospheric neutrino experiment, which will be located at Bodi West hills in the Theni district of South India. A 50 kton magnetised ICAL detector will be the main detector at INO to address the current issues of neutrino physics like neutrino mass hierarchy, octant of θ_{23} and the precise determination of neutrino mixing parameters. The 1 km rock overburden above the site will act as a natural shield from the background of cosmic rays. The ICAL detector will be of rectangular shape of dimensions $48m \times 16m \times 14.5m$ having three modules. Each module weighing about 17 kton with the dimensions $16m \times 16m \times 14.5m$. Each module will consist of 151 layers of 5.6 cm thick iron plates with alternate gaps of 4 cm where the active detector element will be placed. In the first phase of INO, glass Resistive Plate Chambers (RPCs)[40] will be used as active detector to track the charged particles produced through the interaction of muon neutrinos with iron target. Another important feature of the INO-ICAL experiment is the application of a magnetic field of 1.5 T that will help in distinguishing the charge of the interacting particles. This distinction is crucial for the precise determination of relative ordering of neutrino mass states (neutrino mass hierarchy) and other parameters. The INO-ICAL experiment is sensitive to atmospheric muons only. Hence, it will observe interactions of muon type neutrinos. The ICAL experiment will

also measure the energy of hadron shower to improve the energy reconstruction of events, and hence the overall sensitivity to neutrino parameters[41, 42].

- **The NOvA Experiment:** The NOvA (NuMI off-axis ν_e appearance)[43, 44] is a long-baseline neutrino experiment that uses an NuMI beam source at Fermilab. It is designed to study the $\nu_\mu \rightarrow \nu_e$ appearance oscillations and $\nu_\mu \rightarrow \nu_\mu$ survival oscillations. It uses a high intensity proton beam with a beam power of 0.7 MW. It consists of two detectors; Near Detector (ND) and Far Detector (FD), which are functionally identical and 14.6 mrad off axis from the Fermilab NuMI beam to receive a narrow-band neutrino energy spectrum near 2 GeV. The ND is 1 km away from the beam source to detect the unoscillated beam and a 14-kton liquid scintillator FD is located in Ash River, Minnesota, with a baseline of 810 km from the Fermilab to detect the oscillated neutrino beam. The long-baseline of NOvA enhances the matter effect and allows probing of the neutrino mass ordering. The experiment is designed to operate in neutrino mode (using neutrino beam flux) and anti-neutrino mode (using anti-neutrino beam flux). The long base-line oscillation channels used in NOvA includes 1. ν_e appearance, 2. ν_μ disappearance, 3. NC disappearance. NOvA has the potential to measure the precise value of neutrino mixing angles, determine neutrino mass hierarchy and can investigate the CP violation in the lepton sector. It is scheduled to run 5 years in ν mode followed by 5 years in $\bar{\nu}$ mode.
- **The T2K Experiment:** The T2K (Tokai to Kamioka) [45, 46] experiment is a long-baseline neutrino oscillation experiment. The experiment uses an intense proton beam of 0.77 MW power generated by the J-PARC accelerator in Tokai, Japan. T2K composed of a neutrino beamline, a near detector complex (ND280), and a far detector (Super-Kamiokande) located 295 km away from J-PARC. T2K is an off-axis experiment which generate the narrow-band neutrino beam using proton synchrotron at J-PARC. The off-axis angle is set at 2.5 degree so that the narrow-band ν_μ beam peaks at energy of 2 GeV, which maximizes the effect of the neutrino oscillation at 295 km and minimizes the background to electron neutrino appearance detection. The near detector site at nearly 280 m from the production target and houses on-axis and off-axis detectors. The on-axis detector (INGRID), composed of an array of iron/scintillator sandwiches, measures the neutrino beam direction and profile. The

off-axis detector is composed of a water-scintillator detector, the tracker consisting of time projection chambers (TPCs) and fine grained detectors (FGDs) optimized to study charged current interactions; and an electromagnetic calorimeter (ECal). The whole off-axis detector is placed in a 0.2 T magnetic field. The far detector, Super-Kamiokande, is located at Kamioka Mine, Japan. The detector cavity lies under the peak of a mountain, with 1000 m of rock overburden. It has a 22.5 kt water Cherenkov detector consisting of a welded stainless steel tank, 39 m in diameter and 42 m tall. The detector contains approximately 13,000 photomultiplier tubes (PMTs) that image neutrino interactions in pure water. The main goal of T2K experiment is to measure the last unknown lepton sector mixing angle θ_{13} by observing ν_e appearance in a ν_μ beam. It also aims to make a precision measurement of the known oscillation parameters, $|\Delta m_{32}^2|$ and θ_{23} , via ν_μ disappearance studies. Other goals of the experiment include various neutrino cross-section measurements and sterile neutrino searches.

ANALYSIS METHODOLOGY

- **For atmospheric neutrino experiment:** The magnetized ICAL detector enables separation of neutrino and anti-neutrino interactions for atmospheric events, allowing an independent measurement of the ν_μ and $\bar{\nu}_\mu$ oscillation parameters. We analyze the reach of the Iron Calorimeter for ν_μ and $\bar{\nu}_\mu$ oscillations separately using a three flavor analysis including the Earth matter effects. A large number of unoscillated NUANCE[47] neutrino events have been generated using HONDA[48] atmospheric neutrino fluxes for an exposure of 50 kt \times 1000 years of the ICAL detector. Analysis has been performed by normalizing these events to 500 kt-yr exposure for the ICAL detector. Each Charged-Current (CC) neutrino event is characterized by its energy and zenith angle. Oscillation effects have been introduced via a Monte-Carlo reweighting algorithm as described in earlier works[42, 49, 50].

Each oscillated neutrino or anti-neutrino event is divided as a function of twenty muon energy bins (E_μ), twenty muon zenith angle ($\cos\theta_\mu$) and five hadron energy bins (E_{hadron}) of optimized bin width as mentioned in Ref.[51]. These binned data are then folded with detector efficiencies and resolution functions as provided by the INO collaboration[52, 53] for the reconstruction of neutrino and anti-neutrino events

Characteristics	INO
Source	Atmospheric Neutrinos
Run time	10 years for ν_μ and $\bar{\nu}_\mu$
Detector	50kton Iron Calorimeter
Charge identification efficiency	$\sim 99\%$ for μ^- and μ^+ for few GeV muons as given in Ref.[52]
Direction reconstruction efficiency	$\sim 1^\circ$ for few GeV muons as in Ref[52]
Systematics	20% flux normalisation, 10% cross-section, 5% tilt error, 5% zenith angle error and 5% overall systematics error as in Refs.[42, 49]

TABLE I: Experimental specifications used in the analysis for INO atmospheric neutrino experiment.

separately. We use a “pulled” χ^2 [54] method based on Poisson probability distribution to compare the expected and observed data. The functions $\chi^2(\nu_\mu)$ and $\chi^2(\bar{\nu}_\mu)$ are calculated separately for the independent measurement of neutrino and anti-neutrino oscillation parameters. The two χ^2 can be added to get the combined $\chi^2(\nu_\mu + \bar{\nu}_\mu)$ as

$$\chi^2(\nu_\mu + \bar{\nu}_\mu) = \chi^2(\nu_\mu) + \chi^2(\bar{\nu}_\mu). \quad (1)$$

The ν and $\bar{\nu}$ events are separately binned into direction and energy bins. For different energy and direction bins, the χ^2 function is minimized with respect to these four parameters along with the nuisance parameters to take the systematic uncertainties into account as considered in earlier ICAL analyses[42, 49]. Other simulation inputs are summarised as shown in Table I.

- For Long-baseline neutrino experiments:** The beamline experiments are suitable for both neutrino and anti-neutrino mode, it is easy to study the sensitivity for the oscillation parameters for neutrino and anti-neutrino independently. In order to quantify the sensitivities of the long-baseline experiments T2K and NOvA experimental setups, we use GLoBES[55, 56] as a simulator. For the NovA experiment simulations, we use 3 years ν and 3 years $\bar{\nu}$ running mode with beam power of 0.7MW with 20e20 POT/year. The NOvA detector properties considered in this analysis are taken as in Ref. [57]. We have considered input files for T2K from the General Long Baseline Experiment Simulator (GLoBES) package[55, 56] and the updated experimental description of T2K are taken from[58, 59]. In this analysis, we have used 5 years ν and 5 years $\bar{\nu}$ running modes for T2K with beam power of 0.75MW. We analyse the neutrino events from ν_e appearance and ν_μ disappearance oscillation channels and anti-neutrino

events from $\bar{\nu}_e$ appearance and $\bar{\nu}_\mu$ disappearance oscillation channels. For parameter-estimation, we make use of a chi-squared statistics that is a function of independent physics parameters for neutrinos and anti-neutrinos. For a given set of neutrino and anti-neutrino oscillation parameters, we compute the expected number of signal and background events as a function of energy for the experiment of interest. The values of χ^2 are evaluated for ν and $\bar{\nu}$ separately using the standard rules as described in GLOBES. Other detailed description of simulation inputs are shown in Table II.

Characteristics	NOvA	T2K
Baseline	810km	295km
Run time	3 year ν and 3 year $\bar{\nu}$	5 year ν and 5year $\bar{\nu}$
Detector	14 kton	22.5 kton
signal efficiency	26% for ν_e and 41% $\bar{\nu}_e$ signal 100% for both ν_μ CC and $\bar{\nu}_\mu$ CC	87% for both ν_e and $\bar{\nu}_e$ signal 100% for both ν_μ CC and $\bar{\nu}_\mu$ CC
Background efficiency	0.83% ν_μ CC, 0.22% $\bar{\nu}_\mu$ CC 2% ν_μ NC, 3% $\bar{\nu}_\mu$ NC 26%(18%) ν_e and $\bar{\nu}_e$ beam contamination	considered as given in Refs. [58, 59]
Systematics	5% signal normalization error 10% background normalization error	2% signal normalization error 20% background normalization error

TABLE II: Experimental specifications used in the analysis for Long-Baseline experiments.

ANALYSIS

Neutrino and anti-neutrino oscillation parameters

Here, we introduce the notation used to describe neutrino and anti-neutrino oscillations used in the analysis. We use the neutrino oscillation parameters as three mixing angles, θ_{12} , θ_{23} , θ_{13} ; two independent mass differences, Δm_{32}^2 , Δm_{21}^2 , and a CP phase δ_{CP} . Similarly, anti-neutrino parameters are described with a bar over them as three mixing angles, $\bar{\theta}_{12}$, $\bar{\theta}_{23}$, $\bar{\theta}_{13}$; two independent mass differences, $\Delta \bar{m}_{32}^2$, $\Delta \bar{m}_{21}^2$, and a CP phase $\bar{\delta}_{CP}$. The analysis considers only normal mass ordering, therefore only positive values of Δm_{32}^2 or $\Delta \bar{m}_{32}^2$ have been used. For discussing differences between neutrino and anti-neutrino oscillation parameters, we use notation $\Delta(x) = x - \bar{x}$; where x is any oscillation parameters. So, $\Delta x = 0$ corresponds to identical oscillation parameters for ν and $\bar{\nu}$ or CPT conserved assumption and $\Delta x \neq 0$ corresponds to the CPT violation assumption. Since all the experiments considered in this paper are quite sensitive to atmospheric oscillation parameters so we mainly discuss

the experimental sensitivities for finding out the difference between the atmospheric mass squared splittings i.e. $\Delta(\Delta m_{32}^2)=\Delta m_{32}^2-\Delta \bar{m}_{32}^2$ and mixing angle difference i.e. $\Delta(\sin^2 \theta_{23})=\sin^2 \theta_{23}-\sin^2 \bar{\theta}_{23}$.

The global best fit values of oscillation parameters which are kept fixed through out the analysis are given as : $\sin^2 \theta_{13}(\bar{\theta}_{13})=0.0234$, $\sin^2 \theta_{12}(\bar{\theta}_{12})=0.313$, $\Delta m_{12}^2(\Delta \bar{m}_{12}^2)=7.6 \times 10^{-5}$ eV². Since, the ICAL is insensitive to the variation of δ_{CP} phase[60], hence it is kept fixed at 0°. However, NOvA and T2K are sensitive to δ_{CP} so we marginalized the δ_{CP} in range 0-360° for the predicted data set. To find the sensitivities for atmospheric mass-squared splittings and mixing angles, oscillation parameters ($\Delta m_{32}^2, \Delta \bar{m}_{32}^2, \sin^2 \theta_{23}$ and $\sin^2 \bar{\theta}_{23}$) are allowed to fit in the range given in Table III.

Oscillation parameters allowed fit range	
Δm_{32}^2 (eV ²)	$(2.0-3.0) \times 10^{-3}$
$\Delta \bar{m}_{32}^2$ (eV ²)	$(2.0-3.0) \times 10^{-3}$
$\sin^2 \theta_{23}$	0.3-0.7
$\sin^2 \bar{\theta}_{23}$	0.3-0.7

TABLE III: The neutrino and anti-neutrino oscillation parameters and their range.

Test for the CPT symmetry

In this section, we discuss the capabilities of NOvA, T2K and INO experiments to test the CPT-theorem. We show how well the neutrino and anti-neutrino can be measured independently from one another assuming CPT is a good symmetry. We consider the oscillation parameters for ν and $\bar{\nu}$ are identical and show the allowed regions for the parameters of interest assuming CPT is conserved. This identical parameters ($\nu - \bar{\nu} = 0$) is then taken as null hypothesis for analysis presented in Section .

We test the sensitivities for ν oscillation parameters ($\Delta m_{32}^2, \sin^2 \theta_{23}$) and $\bar{\nu}$ oscillation parameters ($\Delta \bar{m}_{32}^2, \sin^2 \bar{\theta}_{23}$). In order to do so we proceed as follows. First, a fake dataset is generated at the fixed true values of ν or $\bar{\nu}$ oscillation parameters and then a two dimensional grid search is performed for the predicted dataset in the allowed ranges of the parameters as mentioned in Table III. Further, χ^2 is calculated between the fake dataset and predicted

dataset for each set of true values of oscillation parameters. The functions $\chi^2(\nu)$ and $\chi^2(\bar{\nu})$ are calculated separately as an independent measurement of ν and $\bar{\nu}$. A joint result from the combined neutrino and anti-neutrino analysis is also shown. The two χ^2 can be added to get the combined analysis results $\chi^2(\nu + \bar{\nu})$ as mentioned in equation 1.

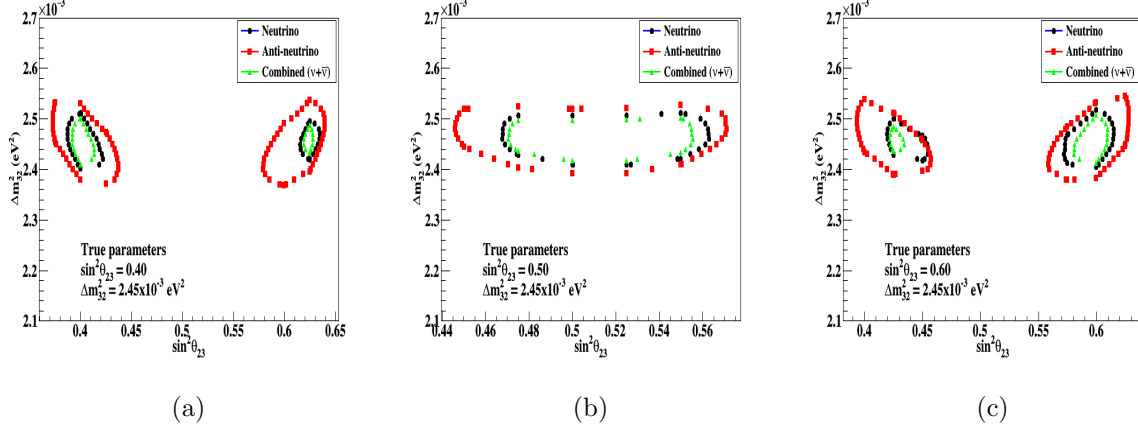


FIG. 1: 90% C.L. expected region obtained from NOvA experiment for lower octant ($\sin^2\theta_{23} = 0.40$)[Left], maximal mixing ($\sin^2\theta_{23} = 0.50$)[Middle], and for higher octant ($\sin^2\theta_{23} = 0.60$)[Right] with $\Delta m_{32}^2 = 2.45 \times 10^{-3} eV^2$, assuming CPT is conserved. Red, black and green contours are obtained as a results of anti-neutrino, neutrino and combined ($\nu + \bar{\nu}$) analysis respectively.

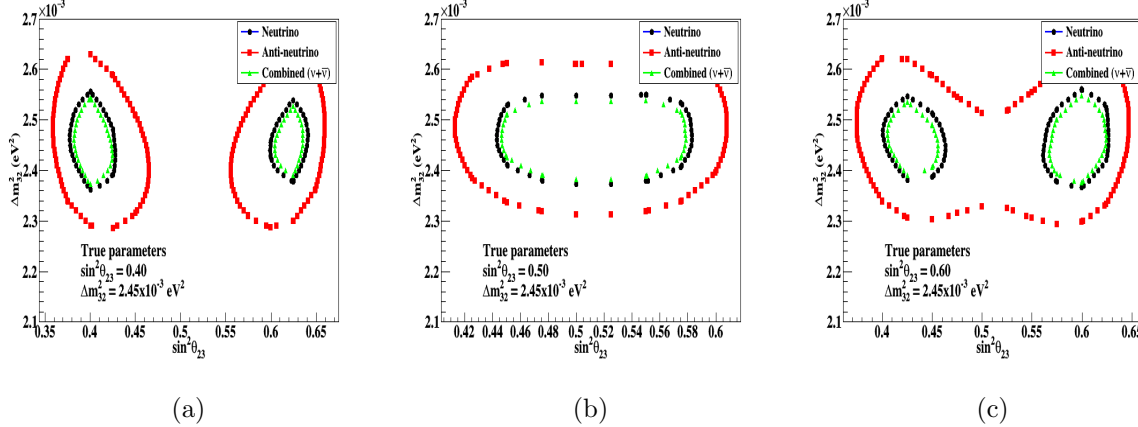


FIG. 2: 90% C.L. expected region obtained from T2K experiment for lower octant ($\sin^2\theta_{23} = 0.40$)[Left], maximal mixing ($\sin^2\theta_{23} = 0.50$)[Middle], and for higher octant ($\sin^2\theta_{23} = 0.60$)[Right] with $\Delta m_{32}^2 = 2.45 \times 10^{-3} eV^2$, assuming CPT is conserved. Red, black and green contours are obtained as a results of anti-neutrino, neutrino and combined ($\nu + \bar{\nu}$) analysis respectively.

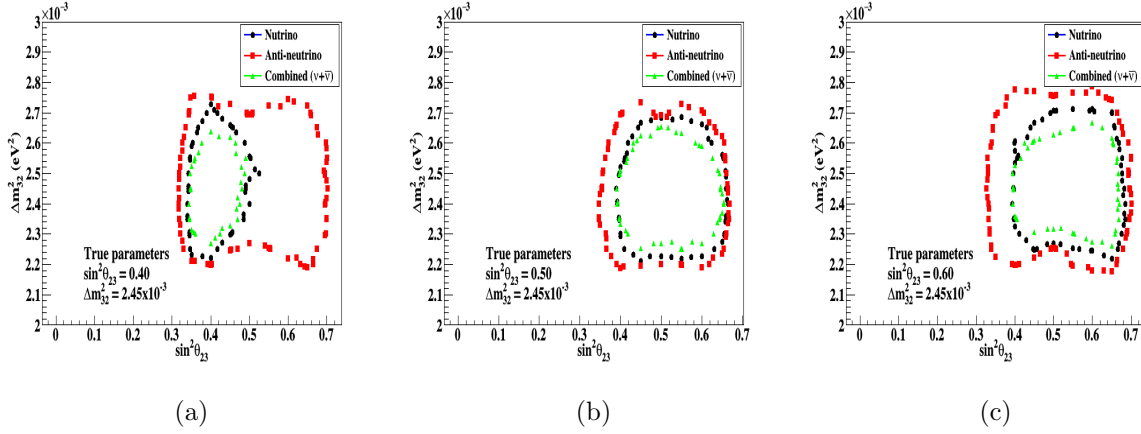


FIG. 3: 90% C.L. expected region obtained from INO experiment for lower octant ($\sin^2\theta_{23} = 0.40$)[Left], maximal mixing ($\sin^2\theta_{23} = 0.50$)[Middle], and for higher octant ($\sin^2\theta_{23} = 0.60$)[Right] with $\Delta m_{32}^2 = 2.45 \times 10^{-3} eV^2$, assuming CPT is conserved. Red, black and green contours are obtained as a results of anti-neutrino, neutrino and combined ($\nu + \bar{\nu}$) analysis respectively.

Analysis Mode	Δm_{32}^2 (or $\Delta \bar{m}_{32}^2$) in %			$\sin^2 \theta_{23}$ (or $\bar{\theta}_{23}$) in %		
	NOvA	T2K	INO	NOvA	T2K	INO
Anti-Neutrinos	2.43	6.15	11.02	11.50	19.00	30.61
Neutrinos	1.95	3.61	9.11	8.83	13.65	25.97
Combined ($\nu + \bar{\nu}$)	1.56	3.19	7.80	7.97	12.90	25.26

TABLE IV: Precision measurement of parameters Δm_{32}^2 ($\Delta \bar{m}_{32}^2$) and $\sin^2 \theta_{23}$ ($\bar{\theta}_{23}$) for NOvA, T2K and INO experiment for maximal mixing $\sin^2 \theta_{23}$ ($\bar{\theta}_{23}$) = 0.5 and Δm_{32}^2 ($\Delta \bar{m}_{32}^2$) = $2.45 \times 10^{-3} eV^2$.

The results of the neutrino, anti-neutrino and their joint data analyses have been shown on a single frame projecting over two-dimensional regions with allowed regions at 90% Confidence Level (CL) in the atmospheric plane (Δm_{32}^2 (\bar{m}_{32}^2), $\sin^2 \theta_{23}$ ($\bar{\theta}_{23}$)).

Figure 1, 2 and 3 show the expected sensitivities obtained from NOvA, T2K and INO experiments respectively having best fit values as $\sin^2 \theta_{23}$ ($\bar{\theta}_{23}$) = 0.4 [Lower Octant (LO)], 0.5 [Maximal Mixing (MM)] and 0.6 [Higher Octant (HO)] with Δm_{32}^2 ($\Delta \bar{m}_{32}^2$) = $2.45 \times 10^{-3} eV^2$.

Results are shown for LO, MM and for HO as left, middle and right plots respectively. It can be observed from these sample plots that for all the mentioned experiments, there is a clear difference between neutrino's and anti-neutrino's parameters space when they are analyzed independently. Neutrino only analysis give more stringent or precise parameter's space comparable to anti-neutrino only analysis. However, the $\nu + \bar{\nu}$ joint results are found be more precise as compare to independent ν and $\bar{\nu}$ analyses. An overall comparison of the

precision for the measurement of $(\Delta m_{32}^2, \sin^2 \theta_{23})$ obtained from these experiments at the maximal mixing is shown in Table IV. We would like to mention that precision measurement of these parameters is not the main focus of this paper but it is interesting that assuming CPT is conserved, there is a difference between the independent measurement of neutrino and anti-neutrino oscillation parameters as shown in Table IV. This motivates us to do the CPT violation test where we can use this study as our null hypothesis.

The octant of ν and $\bar{\nu}$ plays an important role in the neutrino and anti-neutrino parameter estimation. One can observe a clear octant degeneracy from Figure 1 and Figure 2. The NOvA experiment clearly shows two degenerate solutions of $\sin^2 \theta_{23}$ at the lower octant as well as higher octant [Figure 1(a), Figure 1(c)] in all the analyses (neutrino, anti-neutrino and combined $(\nu+\bar{\nu})$). However, T2K experiment shows a clear octant degeneracy at the LO in all the analyses [Figure 2(a)], while at the higher octant side, two degenerate solutions exist only in anti-neutrino and combined $(\nu+\bar{\nu})$ analyses [Figure 2(c)]. Figure 3 depicts that INO does not show any octant degeneracy in the mixing angle.

Test for the CPT violation

We study the NOvA, T2K and INO experiment's sensitivity to measure CPT violation by determining how well these experiments can rule out the conserved CPT assumption for neutrino and anti-neutrino parameters. For this, we started with the assumption that neutrino and anti-neutrinos have different mass-squared splittings and mixing angles such that the difference $[\Delta(\Delta m_{32}^2) = (\Delta m_{32}^2 - \Delta \bar{m}_{32}^2) \neq 0]$, and $[\Delta \sin^2 \theta_{23} = (\sin^2 \theta_{23} - \sin^2 \bar{\theta}_{23}) \neq 0]$. To rule out the null hypothesis i.e. identical oscillation parameters for neutrinos and anti-neutrinos, a fake dataset is generated at a given set of true values of neutrino and anti-neutrino oscillation parameters $(\Delta m_{32}^2, \sin^2 \theta_{23}, \Delta \bar{m}_{32}^2, \sin^2 \bar{\theta}_{23})$. A four dimensional grid search is performed for the predicted dataset. χ^2 is calculated between the fake dataset and predicted dataset for each set of true values of oscillation parameters. Now, the true values of the oscillation parameters are not fixed at single value rather it also varied in the range as mentioned in Table III and same procedure is repeated again for each set of true values. We calculated $\Delta(\Delta m_{32}^2)$ and $\Delta \sin^2 \theta_{23}$. To find out the sensitivity for the difference $\Delta(\Delta m_{32}^2)$, a minimum χ^2 has been binned as a function of difference in the true values of $\Delta(\Delta m_{32}^2)$ keeping marginalization over $\Delta \sin^2 \theta_{23}$ and for the sensitivity for difference of mixing angles

$\Delta \sin^2 \theta_{23}$, same has been done with the marginalization over $\Delta(\Delta m_{32}^2)$. Further, for each set of difference $\Delta(\Delta m_{32}^2)$ or $\Delta \sin^2 \theta_{23}$, we calculate $\Delta\chi^2 = \chi^2 - \chi_{min}^2$ and plot it as the functions of set of differences.

It is quite possible that in nature neutrino and anti-neutrino may lie in same or different octant. We also try to simulate the data considering this possibility to obtained the detector sensitivity for $\Delta(\Delta m_{32}^2)$ and $\Delta \sin^2 \theta_{23}$ in combination of different octants. There are four possible combinations of octants for neutrino and anti-neutrinos:

Case 1: νs and $\bar{\nu} s$ both in Higher Octant (HO) [$\sin^2 \theta_{23}(\sin^2 \bar{\theta}_{23})$ in range 0.5-0.7]

Case 2: νs and $\bar{\nu} s$ both in Lower Octant (LO) [$\sin^2 \theta_{23}(\sin^2 \bar{\theta}_{23})$ in range 0.3-0.5]

Case 3: νs in HO and $\bar{\nu} s$ in LO

Case 4: νs in LO and $\bar{\nu} s$ in HO

Figure 4,5 and 6 show the one dimensional experimental sensitivities of $\Delta(\Delta m_{32}^2)$ and $\Delta \sin^2 \theta_{23}$ for the NOvA, T2K and INO experiments respectively.

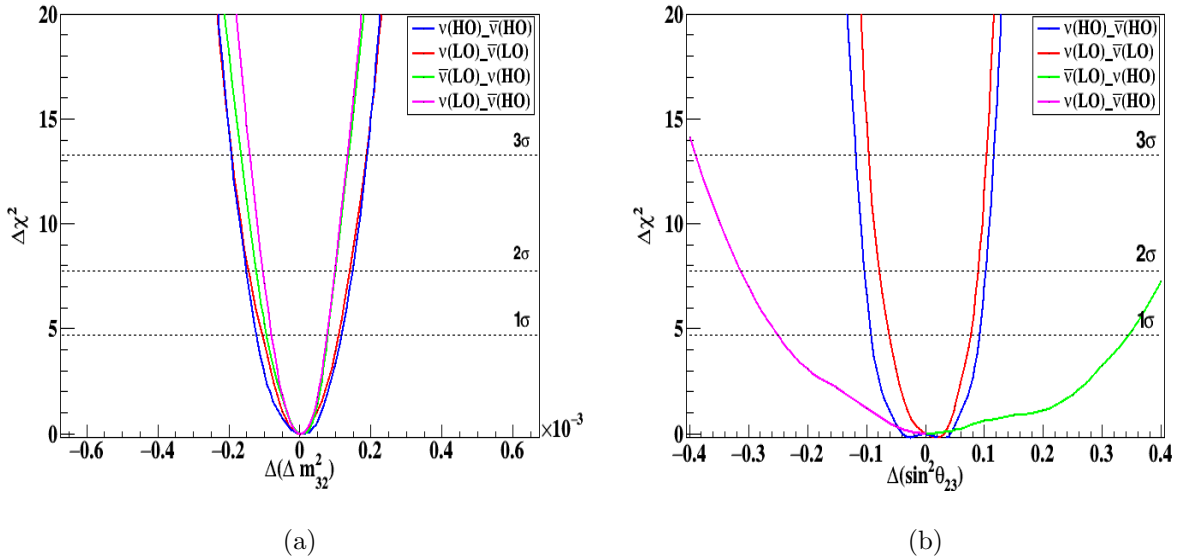


FIG. 4: NOvA experiment sensitivity for $\Delta(\Delta m_{32}^2)eV^2$ [Left] and $\Delta \sin^2 \theta_{23}$ [Right] for different possible combinations of octant for ν and $\bar{\nu}$ having non-identical oscillation parameters.

Figure 4[Left] shows the NOvA sensitivity for the mass squared splitting difference parameter $\Delta(\Delta m_{32}^2)$ for all possible cases of octants for ν and $\bar{\nu}$ as mentioned earlier. It has been observed that for case 3 and case 4 (where ν and $\bar{\nu}$ are assumed to be in different octant) gives slightly better sensitivity for $\Delta(\Delta m_{32}^2)$ than the similar octant combinations

(case1 and case2). NOvA can rule out the CPT conserved scenario by measuring $\Delta(\Delta m_{32}^2)$ with 2σ significance level $\sim 0.15 \times 10^{-3} eV^2$ for the similar octant combinations (case 1 and case2) and it is $\sim 0.10 \times 10^{-3} eV^2$ for different octant combination (case 3 and case4).

The right panel of Figure 4 shows the NOvA sensitivity for $\Delta \sin^2 \theta_{23}$. It is found that the NOvA is most sensitive for $\Delta \sin^2 \theta_{23}$ only if the neutrinos and anti-neutrinos are in same octant (either LO or HO) and out of this, case 2, where ν and $\bar{\nu}$ both in Lower octant (LO) gives the slightly better sensitivity ($> 3\sigma$ when $|\Delta \sin^2 \theta_{23}| = 0.08$) than case 1 where ν and $\bar{\nu}$ both in Higher octant (HO). But, if neutrino and anti-neutrino octants are different, the sensitivity is almost $< 2\sigma$ in the range $[-0.4, 0]$ of $\Delta \sin^2 \theta_{23}$ for octant case 3 [ν in HO and $\bar{\nu}$ in LO] and it is $< 3\sigma$ in the range $[0, 0.4]$ of $\Delta \sin^2 \theta_{23}$ for octant case 4 [ν in LO and $\bar{\nu}$ in HO]. So we can say that for the NOvA experiment, similar octants for ν and $\bar{\nu}$ are favourable.

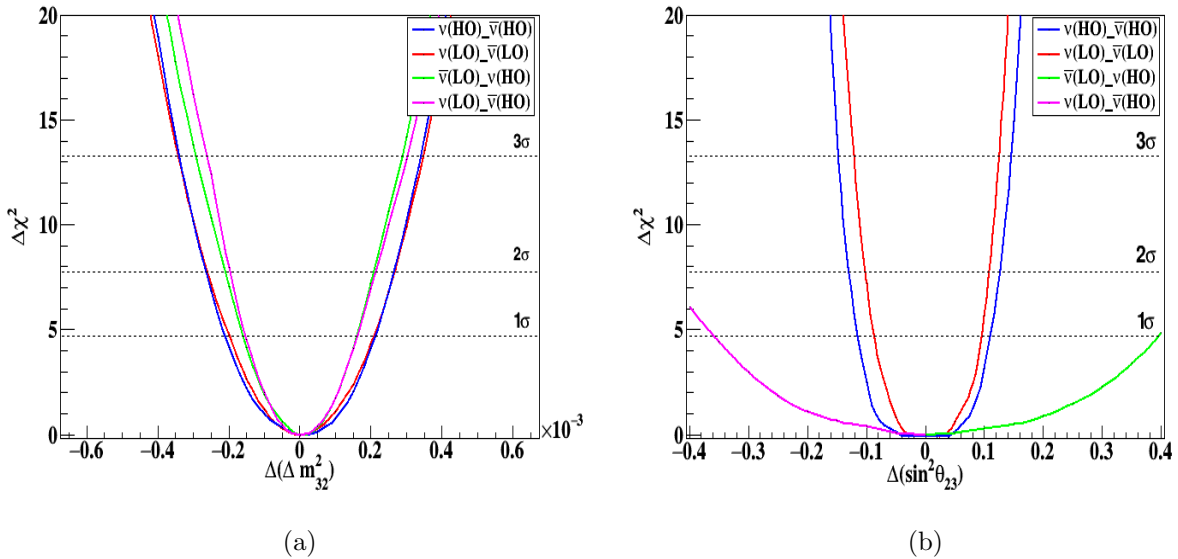


FIG. 5: The T2K experiment sensitivity for $\Delta(\Delta m_{32}^2)eV^2$ [Left] and $\Delta \sin^2 \theta_{23}$ [Right] for different possible combinations of octant for ν and $\bar{\nu}$ having non-identical oscillation parameters.

Figure 5 shows the sensitivities to $\Delta(\Delta m_{32}^2)$ and $\Delta \sin^2 \theta_{23}$ for the T2K experiment. The left panel of Figure 5 depicts the T2K sensitivity to rule out the CPT conserved scenario [$\Delta(\Delta m_{32}^2)$] for all possible combinations of octants assumed for neutrinos and anti-neutrinos. We observed that for T2K, opposite octant combination (case 3 and case4) for ν and $\bar{\nu}$ gives slightly better sensitivity than the similar octant combinations (case 1 and case 2).

T2K can rule out the CPT conserved scenario by measuring $\Delta(\Delta m^2)$ as $0.2 \times 10^{-3} eV^2$ with 2σ significance level for the similar octant combinations (case 1 and case2) and it is $\sim 0.275 \times 10^{-3} eV^2$ for different octant combination (case 3 and case4).

The right panel of Figure 5 shows that T2K sensitivity for the difference of mixing angles $\Delta \sin^2 \theta_{23}$. Similar to the NOvA experiment, the T2K experiment is also found to be most sensitive for the $(\Delta \sin^2 \theta_{23})$ only if νs and $\bar{\nu} s$ are in same octant (either LO or HO) and case 2 gives the better results than case 1. If different octant assumed for neutrino and anti-neutrinos [case 3 and case 4], T2K sensitivity for $\Delta \sin^2 \theta_{23}$ is almost $< 1\sigma$ in the given range. So we can say that similar to the NOvA experiment, case 1 and case 2 are also most favourable for T2K experiment.

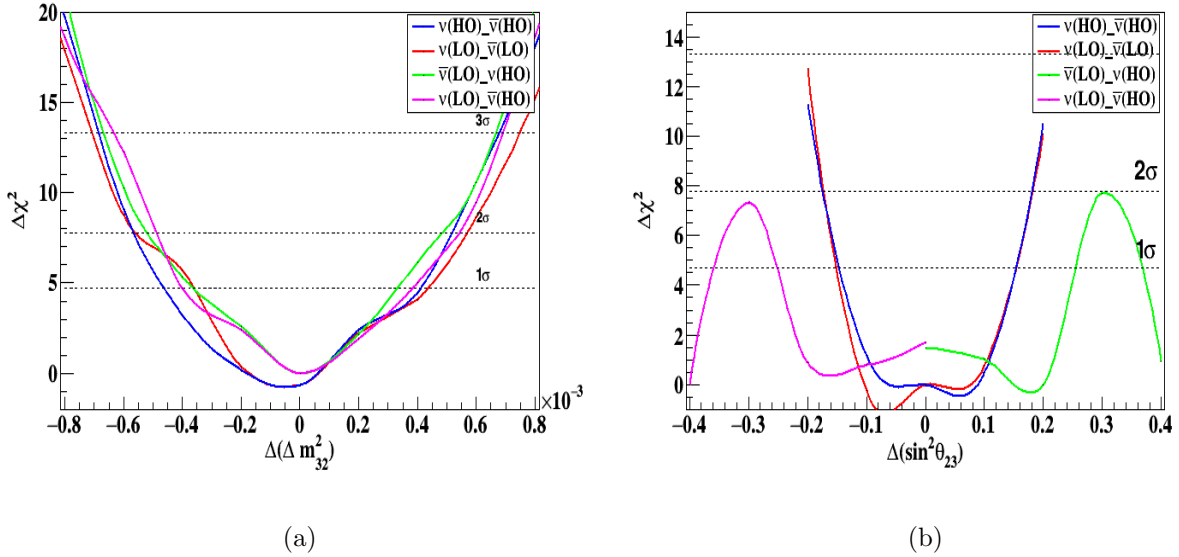


FIG. 6: The INO experiment sensitivity for $\Delta(\Delta m_{32}^2)eV^2$ [Left] and $\Delta \sin^2 \theta_{23}$ [Right] for different possible combinations of octant for ν and $\bar{\nu}$ having non-identical oscillation parameters.

Similarly, Figure 6 show the sensitivities to $\Delta(\Delta m_{32}^2)$ and $\Delta \sin^2 \theta_{23}$ for the atmospheric INO-ICAL experiment. It is clear for the left panel of the Figure 6 that ICAL detector can rule out the null hypothesis of identical mass-squared splittings for neutrino and anti-neutrinos with 2σ significance level for almost all possible combinations of octants if the $|\Delta(\Delta m_{32}^2)|$ is roughly around $0.5 \times 10^{-3} eV^2$. And, similar to the NOvA and T2K experiment, it is also found to be least sensitive for the difference of neutrino and anti-neutrino mixing angles ($\Delta \sin^2 \theta_{23}$) for the octant case 3 and 4 [Figure 6(b)]. For similar octant combinations

for neutrino and anti-neutrino, the sensitivity of the ICAL detector is almost similar to NOvA and T2K experiment and can rule out the identical mixing angles for neutrino and anti-neutrino with 2σ significance level if the $|\Delta \sin^2 \theta_{23}| = 0.08$.

Combined Experimental Sensitivities for $\Delta(\Delta m_{32}^2)$ and $\Delta \sin^2 \theta_{23}$

As it is clear from Section , with the considered exposure and run time, the NOvA and T2K experiment's sensitivity is quite better compared to the INO-ICAL experimental sensitivity. Hence, we also show a combined long base-line (T2K and NOvA) sensitivity for a better estimation of $\Delta(\Delta m_{32}^2)$ and $\Delta \sin^2 \theta_{23}$. We observed that $\Delta(\Delta m_{32}^2)$ is not affected from different octant considerations for neutrinos and anti-neutrinos. So, we show an overall estimation for the measurement of $\Delta(\Delta m_{32}^2)$ [Figure 7] from the NOvA, T2K and INO-ICAL experiments.

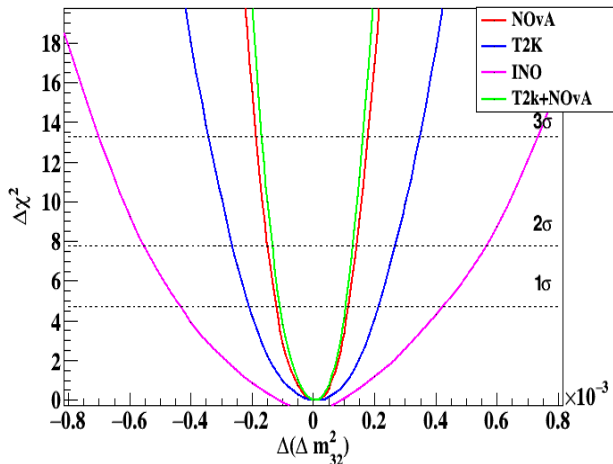


FIG. 7: Experimental sensitivity of the NOvA, T2K and the INO experiments for $\Delta(\Delta m_{32}^2)eV^2$.

A quantitative comparison of potential of these experiments for $\Delta(\Delta m_{32}^2)$ is shown in Table V. It is clear from Figure 7 and Table V that the NOvA sensitivity is almost comparable to joint (NOvA+T2K) sensitivity for $\Delta(\Delta m_{32}^2)$. We expect that NOvA experiment itself can able to rule out the identical oscillation parameters (CPT is conserved) by measuring $\Delta(\Delta m_{32}^2)$ in comparison to NOvA+T2K combined analyses. Similarly, Figure 8 shows the combined sensitivity of the NOvA, T2K and INO experiments for the measurement of $\Delta \sin^2 \theta_{23}$ in different possible combination of octant as mentioned in section . Here, we

find that although NOvA experiment is good enough to constrain $\Delta \sin^2 \theta_{23}$ for case 1 and case 2, but on combining T2K and NOvA data, the sensitivity for $\Delta \sin^2 \theta_{23}$ significantly increases for octant case 3 and case 4, where neutrinos and anti-neutrinos are assumed to be in different octant. A quantitative comparison of the sensitivity for $\Delta \sin^2 \theta_{23}$ in different octants is shown in Table V.

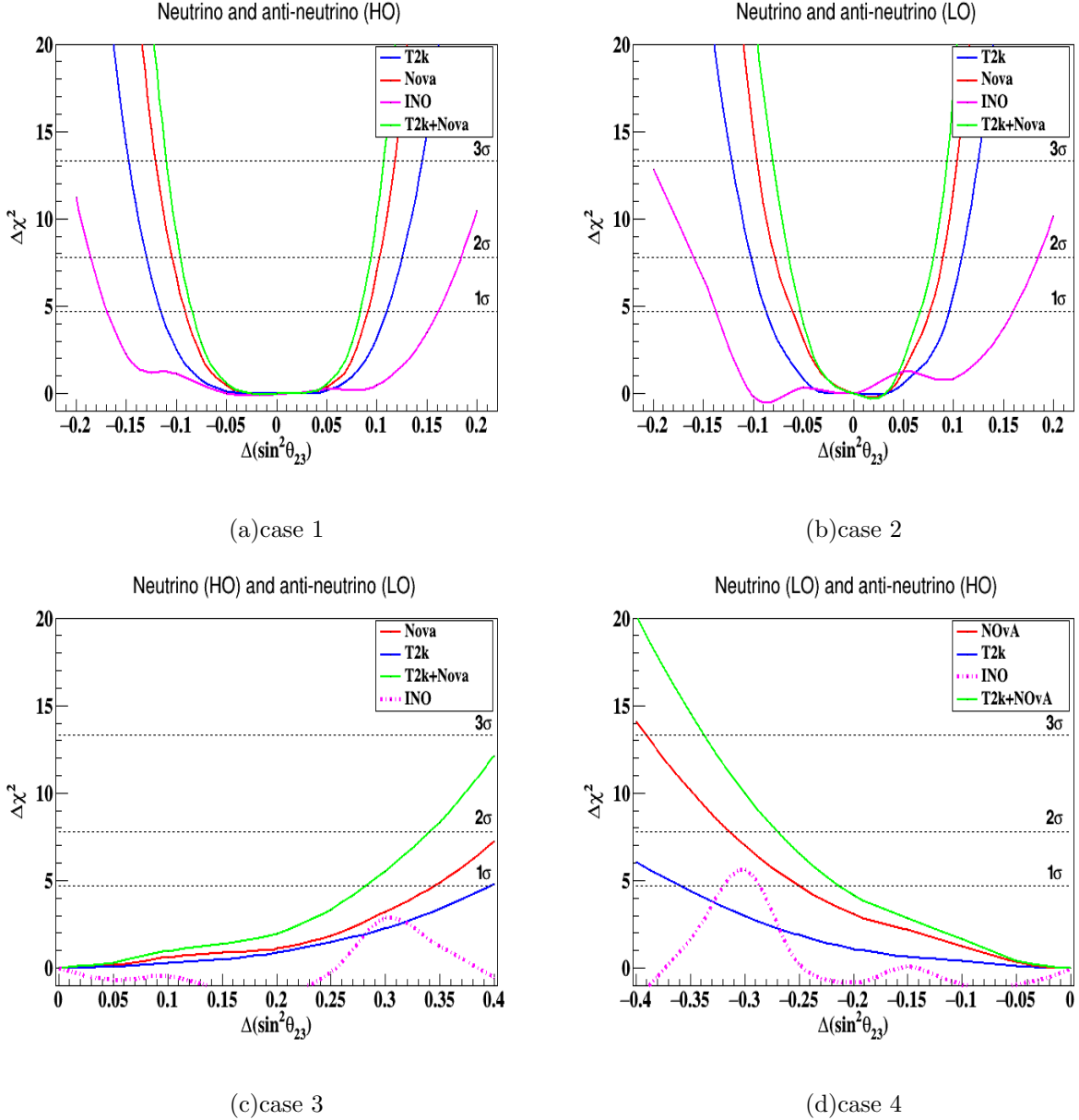


FIG. 8: Combined sensitivity of the NOvA, T2K and INO experiments for $\Delta \sin^2 \theta_{23} = \sin^2 \theta_{23} - \sin^2 \theta_{23}^-$ when (a) ν and $\bar{\nu}$ in HO, (b) ν and $\bar{\nu}$ in LO, (c) ν in HO and $\bar{\nu}$ in LO and (d) when ν in LO and $\bar{\nu}$ in HO.

$ \Delta(\Delta m_{32}^2) \times 10^{-3} eV^2$				
Osc.parameter	NOvA	T2K	INO	T2K+NOvA
$ \Delta(\Delta m_{32}^2) $	0.10	0.22	0.40	0.10
$ \Delta \sin^2 \theta_{23} $				
Octant Case 1	0.1	0.13	0.16	0.07
Octant Case 2	0.08	0.12	0.17	0.09
Octant Case 3	0.34	0.4	$<1\sigma$	0.28
Octant Case 4	0.24	0.36	$<1\sigma$	0.21

TABLE V: $|\Delta(\Delta m_{32}^2)|$ and $|\Delta \sin^2 \theta_{23}|$ sensitivity at the 1σ confidence level.

SUMMARY AND CONCLUSIONS

In this paper we have performed a comprehensive comparative analysis for the CPT violation sensitivities using long-baseline (NOvA and T2K) and atmospheric neutrino (the INO-ICAL) experiments. First, we explored how well neutrino and anti-neutrino oscillation parameters are independently constrained by these experiments. Further, we estimated the potential of these experiments to test the hypothesis that neutrino and anti-neutrino oscillation parameters are identical, as governed by the CPT theorem. We presented a detailed discussion on the sensitivities for the CPT violation observables ($\Delta(\Delta m_{32}^2)$ and $\Delta \sin^2 \theta_{23}$) assuming four possible cases of octants for neutrinos and anti-neutrinos. We show that the experiments (NOvA, T2K and INO-ICAL) are able to constrained these observables for all possible combinations of octants. Individually each experiment is able to measure $\Delta(\Delta m_{32}^2)$ quite significantly irrespective of different octant combinations, but the measurement of $\Delta \sin^2 \theta_{23}$ is largely affected by the existence of neutrinos and anti-neutrinos in particular octant. We observed that all considered experiments are giving precise determination of $\Delta \sin^2 \theta_{23}$ if both neutrinos and anti-neutrinos are assumed to have similar octant combinations (either LO or HO) and these experiments are least sensitive for different octant combinations for neutrinos and anti-neutrinos. So, we can say that similar octant combination (either LO or HO) for ν and $\bar{\nu}$ is favourable condition for precise determination of $\Delta \sin^2 \theta_{23}$ for all considered experiments. One can get a better sensitivity for the estimation of $\Delta(\Delta m_{32}^2)$ and $\Delta \sin^2 \theta_{23}$ significantly if we combine the results from different experiments. We study the joint sensitivity of both the long-baseline experiments (T2K+NOvA). Our study shows that with the proposed fiducial volume and run time, the NOvA detector independently found the best among all the considered experiments for

constraining these parameters as shown in Table V. NOvA sensitivity is almost comparable to joint (NOvA+T2K) sensitivity for $\Delta(\Delta m_{32}^2)$. However, NOvA+T2k joint results enhances the sensitivities for $\Delta \sin^2 \theta_{23}$ if the neutrinos and anti-neutrinos are in different octants. The present CPT bounds at 1σ confidence interval are summarized in Table V.

ACKNOWLEDGEMENTS

The author would like to thank University of Delhi R&D grants for providing the support for this research. Author would also like to thank Dr. Sanjeev Kumar, Dr. Md. Naimuddin, Prof. Brajesh Chandra Choudhary and Prabhjot Singh for many fruitful discussions related to this work.

-
- [1] SNO, Q. R. Ahmad et al., Phys. Rev. Lett. **89**, 011301 (2002).
 - [2] Super-Kamiokande Collaboration, Y.Fukuda et al., Phys. Rev. Lett. **81**, 1562(1998).
 - [3] Super-Kamiokande Collaboration, Y.Fukuda et al., Phys. Rev. Lett. **82**, 2644 (1999).
 - [4] The K2K Collaboration: S. H. Ahn, et al, "*Detection of Accelerator-Produced Neutrinos at a Distance of 250 km*", Phys.Lett.B **511**, 178-184 (2001).
 - [5] KamLAND, K. Eguchi et al., Phys. Rev. Lett. **90**, 021802 (2003).
 - [6] B. Pontecorvo, Zh. Eksp. Theor. Fiz. **33**, 549 (1957).
 - [7] B. Pontecorvo, Sov. Phys. JETP **26**, 984 (1968) [Zh. Eksp. Teor. Fiz 53, 1717 (1967)].
 - [8] J. Ahn et al. (RENO collaboration), Phys. Rev. Lett. **108**, 191802 [arXiv:1204.0626](2012).
 - [9] F. An et al. (DAYA-BAY Collaboration), Phys. Rev. Lett. **108**, 171803 [arXiv:1203.1669](2012).
 - [10] D. Colladay and V. A. Kostelecky, Phys. Rev. D55, 6760 (1997), hep-ph/9703464.
 - [11] A. de Gouvea, Phys. Rev. D66, 076005 (2002).
 - [12] G. Barenboim et al., JHEP 0210 (2002) 001.
 - [13] G. Barenboim et al., Phys.Lett.B534:106-113,2002.
 - [14] G. Barenboim et al., Phys.Lett.B537:227-232,2002.
 - [15] J. N. Bahcall, V. Barger, and D. Marfatia, Phys. Lett. B534, 120 (2002), hep-ph/0201211.
 - [16] G. Barenboim et al., Phys.Lett. B554 (2003) 73-80.

- [17] A. Datta et al., Phys. Lett. B597, 356 (2004), hep-ph/0312027.
- [18] A. Dutta et al., Phys. Letter B, 597, 356361 (2004).
- [19] V. A. Kostelecky and M. Mewes, Phys. Rev. D70, 031902 (2004), hep-ph/0308300.
- [20] V. A. Kostelecky and M. Mewes, Phys. Rev. D69, 016005 (2004), hep-ph/0309025.
- [21] H. Minakata and S. Uchinami, Phys. Rev. D72, 105007 (2005), hep-ph/0505133.
- [22] A. de Gouvea and Y. Grossman, Phys. Rev. D74, 093008 (2006), hep-ph/0602237.
- [23] J. S. Diaz, V. A. Kostelecky, and M. Mewes, Phys. Rev. D80, 076007 (2009), 0908.1401.
- [24] J. S. Diaz and A. Kostelecky, Phys. Rev. D85, 016013 (2012), 1108.1799.
- [25] A. Kostelecky and M. Mewes, Phys. Rev. D85, 096005 (2012), 1112.6395.
- [26] J. S. Daz, T. Katori, J. Spitz, and J. M. Conrad, Phys. Lett. B727, 412 (2013), 1307.5789.
- [27] Animesh Chatterjee, Raj Gandhi, Jyotsna Singh, JHEP 06, 045 (2014), arXiv:1402.6265v1 [hep-ph].
- [28] T. Ohlsson and S. Zhou, , Nucl. Phys. B893, 482 (2015), 1408.4722.
- [29] K. Abe et al. (Super-Kamiokande), Phys. Rev. D91, 052003 (2015), 1410.4267.
- [30] C. A. Argelles, T. Katori, and J. Salvado, Phys. Rev. Lett. 115, 161303 (2015), 1506.02043.
- [31] J. S. Diaz and T. Schwetz, Phys. Rev. D93, 093004 (2016), 1603.04468.
- [32] G. Barenboim and J. D. Lykken, Phys. Rev. D80, 113008 (2009), 0908.2993.
- [33] P. Adamson et al. (MINOS), Phys. Rev. Lett. 110, 251801 (2013), 1304.6335.
- [34] K. Abe et al. (T2K), Phys. Rev. D96, 011102 (2017), 1704.06409.
- [35] K. Abe et al. (Super-Kamiokande), Phys. Rev. Lett. 107, 241801 (2011), 1109.1621.
- [36] T. Ohlsson and S. Zhou, Nucl. Phys. B893, 482 (2015), 1408.4722.
- [37] A. de Gouvea et al. Phys. Rev. D 96, 095018 (2017).
- [38] Zubair Ahmad Dar et al., J. Phys. G: Nucl. part. Physc 46,065001 (2019).
- [39] The ICAL Collaboration, Pramana - J. Phys 88 : 79 (2017). arXiv:1505.07380v1 [physics.ins-det](2015).
- [40] D. Kaur et al., Nuclear Instrumentation and Methods (NIM) A 774 (2015)..
- [41] A. Ghosh, S. Choubey, JHEP 2013,174 (2013).
- [42] D. Kaur et al.,Euro. Phys. J. C, 75:156 (2015).
- [43] Patterson, R. B. Nucl. Phys. Proc. Suppl.235-236,151(2013), 1209.0716.
- [44] Childress, S. et al., J. Phys. Conf. Ser. 408, 012007 (2013), 1304.4899.
- [45] K. Abe et al. (T2K collaboration), Phys. Rev. Lett. 112, 181801 (2014).

- [46] K. Abe et al. (T2K), Phys. Rev. D 91, 072010 (2015), 1502.01550.
- [47] D. Casper, Nucl.Phys. Proc.Suppl. 112, 161 [arXiv:0208030][hep-ph](2002).
- [48] M. Honda, Phys.Rev. D 83 123001 (2011).
- [49] T. Thakore et al., JHEP 05, 058 (2013).
- [50] M. M. Devi et al., JHEP 10, 189 (2014).
- [51] Kaur D. et al., Phys. Rev. D 95, 093005 (2017).
- [52] A. Chatterjee et al., JINST 9 P007001 (2014).
- [53] M. M. Devi et al., JINST 8 P11003 (2013).
- [54] M. C. Gonzalez-Garcia, M. Maltoni et al, Phys.Rev. D 70, 033010, [arXiv:0404085v1][hep-ph](2004).
- [55] P. Huber, M. Lindner, and W. Winter, Comput. Phys. Commun. 167, 195 (2005), hep-ph/0407333.
- [56] P. Huber, J. Kopp, M. Lindner, M. Rolinec, and W. Winter, Comput. Phys. Commun. 177, 432 (2007), hep-ph/0701187.
- [57] Suprabh Prakash et al, Phys.Rev D. 86, 033012 (2012).
- [58] P. Huber, M. Lindner, T. Schwetz, and W. Winter, JHEP 11 (2009) 044, [arXiv:0907.1896].
- [59] M. Fechner, *“Determination des performances attendues sur la recherche de l’oscillation $\nu_{\mu} \rightarrow \nu_{\tau}$ dans l’expérience T2K depuis l’étude des données recueillies dans l’expérience K2K,”* Presented on 9 May 2006.
- [60] A. Ghosh et al., JHEP 4, 009(2013).