

# Fault tolerant controller design for a class of affine nonlinear systems based on adaptive virtual actuator

S. Narges Mahdian Zadeh, Reza Ghasemi

**Abstract**—An Adaptive Fault-tolerant Controller procedure for a class of the affine nonlinear system is developed in this paper. This methodology hides both the faults and external disturbances. Compare to the procedure that require separate fault detection, isolation, and identification units, the suggested method concentrates on fault hiding to reduce the units. The main merits of the proposed method are 1) guaranteed stability of the closed loop system, 2) convergence of the states of nominal and faulty systems to zero, and 3) convergence of the tracking error to the origin. The robustness of presented method is assured against external disturbances. Simulation results illustrate the effectiveness of proposed fault tolerant control.

**Index Terms**—fault tolerant control, adaptive virtual actuator, fault hiding.

## I. INTRODUCTION

The demand for more productivity has challenged many modern industrial systems. Such conditions increase the probability of system faults and change in system dynamics [1]. A fault is described as an unpermitted deflection of at least one characteristic feature or parameter of the system from the standard condition [2]. A fault usually involves a sensor or an actuator, which results in the loss of their correct performance. In order to improve the reliability of a system, the Fault Tolerant Control (FTC) is expressed. A fault-tolerant control system is automatically compensating the effects of faults which is kept the acceptable performance of the closed loop system [1]. Actually, the main aim of FTC approaches is to preserve the demanded performance of the system or at least its stability when the faults occur [3]. The FTC design techniques mainly can be classified to passive or the active approach [4]. In the passive FTC techniques, the control laws take into account the fault as a system perturbation [5]. Thus, they have a fixed parameter in order to keep the performance of the closed-loop system in an acceptable level when the presence known structure faults [3]. For example in FTC research, Fekih and Pilla designed a passive FTC approach for an F-18 aircraft model. They used a sliding surface to eliminate the faults [6]. In active FTC approaches, parameters and structure of the nominal controller are reconfigured according to the occurred fault [3]. In this cases, a fault diagnosis, detection and isolation (FDI) unit is used. The model-based is the example of this unit's design. But with using a model-based approach, there will be a difference between the actual system and its mathematical model [5]. Another class of active FTC approaches are based on an adaptive control which doesn't require an FDI unit [7]. A successful example in this design, is fault hiding method. This block that hides the fault, is adding between the controller and the system. This method

doesn't need to the readjusting of the controller [5]. When faults of sensors and actuators occur, the virtual sensors and actuators are well known fault hiding blocks. [8]. In [9], the fault tolerant control (FTC) is investigated for linear systems using the fault-hiding approach. Fault hiding approach is used for nonlinear systems, too. In [10], virtual actuator synthesis is presented for Lipschitz non-linear systems.

In [11], is studied a dual-timescale aircraft flight control problem with using the Sliding Mode Control (SMC). SMC is the well-known robust control technique, because has been used to improve the stability and performance in the presence of uncertainties [2]. In [12], a sliding mode-based FTC is designed for the Boeing 747 that is a civilian fixed-wing aircraft. Also, in [13], a passive actuator FTC is investigated for the MIMO affine class of nonlinear systems with using Sliding Mode Control.

For identifying unknown nonlinear characteristics, neural networks and fuzzy logic systems are effective, too [14]. For example, an adaptive fuzzy control method for strict-feedback systems is provided in [15]. [16] has extended the results in [15], with using an adaptive neural network controller for nonlinear systems. Also, in [17], for systems with unknown control directions and unmodeled dynamics is proposed an adaptive fault-tolerant controller which is based on fuzzy approximation. In [18] is designed a neural networks-based adaptive Finite-time fault-tolerant control for a class of switched nonlinear systems in lower-triangular form under arbitrary switching signals. A neural-adaptive output-feedback controller is designed for apply to transportation vehicles based on wheeled inverted pendulum in [19], too. Also, the observer-based adaptive neural fault-tolerant tracking control for nonlinear systems in non-strict feedback form has been presented in [14]. Another example of a controller design in [20] is presented which an adaptive neural network (NN)-based fault-tolerant control is studied for the compensation of actuator failures in nonlinear systems with time-varying delay.

Compare to the researches which concentrate on system with constant input gain, this paper deals with the system with nonlinear input gain. the virtual adaptive actuator design is developed for a class on affine nonlinear system in presence of the actuator fault. The most important goals of the proposed methodology are as: 1) guaranteed stability of the closed loop system, 2) promising performance of fault hiding in the presence of disturbance and uncertain dynamic, 3) convergence of tracking error to zero, 4) convergence of the error between health and the faulty system.

The remainder of the paper is organized as follows. The

section 2 presents problem formulation and required theories. The Adaptive virtual actuator is derived in section 3. Then, section 4 states the results of the simulation. Finally, this paper ends with conclusion in Section 5.

## II. PROBLEM FORMULATION

Consider the following nominal plant:

$$\begin{cases} \dot{\hat{x}}(t) = A\hat{x}(t) + b[f(\hat{x}(t)) + g(\hat{x}(t))u(t)] \\ \hat{y} = C\hat{x}(t). \end{cases} \quad (1)$$

where  $\hat{x} \in \mathbb{R}^n$  is the state vector,  $u(t) \in \mathbb{R}^m$  is the control input and  $\hat{y} \in \mathbb{R}^l$  is the output vector.  $A \in \mathbb{R}^{n \times n}$ ,  $b \in \mathbb{R}^{n \times 1}$  and  $C \in \mathbb{R}^{l \times n}$  are known constant matrices such that the system is controllable.  $f(\cdot) : \mathbb{R}^n \rightarrow \mathbb{R}$  is a Lipschitz function with respect to  $\hat{x}(t)$  and  $g(\cdot) : \mathbb{R}^n \rightarrow \mathbb{R}$  is continuously derivative; so  $g(0) \neq 0$ .

One of the goals of this paper is that the states of nominal system track the states of desire system. The dynamic of desire plant is as follows:

$$\dot{x}_d(t) = A_d x_d(t) + B_d r(t), \quad (2)$$

where  $A_d \in \mathbb{R}^{n \times n}$ ,  $B_d \in \mathbb{R}^{n \times 1}$  are known constant matrices,  $x_d(t) \in \mathbb{R}^n$  is the desire state vector and  $r(t)$  is the reference input.

So, the nominal controller for the nominal plant is given as equation(3) until This closed-loop system is stable.

$$u(t) = \frac{1}{g(\hat{x}(t))} [-f(\hat{x}(t)) + k_1 r(t) + k_2 \hat{x}(t)], \quad (3)$$

where  $k_1$  and  $k_2$  is as follows:

$$k_1 = (b^T b)^{-1} b^T (A_d - A), \quad (4)$$

$$k_2 = (b^T b)^{-1} b^T B_d. \quad (5)$$

**Theorem1:** Consider the dynamic of the nominal system in equations(1). The proposed nominal control input in equations(3) through (5), makes this system asymptotically stable and  $e(t)$  achieve to the zero, if there exist a matrix the positive definite matrix  $p_1 \in \mathbb{R}^{n \times n}$  which is satisfied in the following inequalities:

$$-Q_1 = A^T p_1 + p_1 A < 0. \quad (6)$$

**proof:** The difference between the states of nominal and desire is as(7):

$$e(t) = \hat{x}(t) - x_d(t). \quad (7)$$

The time derivative of this error is as follows:

$$\begin{aligned} \dot{e}(t) &= A\hat{x}(t) + b f(\hat{x}(t)) + b g(\hat{x}(t)) u \\ &\quad - A_d x_d(t) - B_d r(t). \end{aligned} \quad (8)$$

That according to the definition of error, the following equation holds.

$$\begin{aligned} \dot{e}(t) &= A\hat{x}(t) + b f(\hat{x}(t)) + b g(\hat{x}(t)) u \\ &\quad - A_d(\hat{x}(t) - e(t)) - B_d r(t). \end{aligned} \quad (9)$$

Using equation (3), the above can be rewritten as:

$$\dot{e}(t) = (A - A_d + b k_2)\hat{x}(t) + A_d e(t) + (b k_1 - B_d)r. \quad (10)$$

Then, the following lyapunov function is candidate as below.

$$V_1(t) = \frac{1}{2} e^T(t) p_1 e(t), \quad (11)$$

where  $p_1 \in \mathbb{R}^{n \times n}$  is a constant matrix.

The time derivative of the equation (11) is as:

$$\dot{V}_1(t) = \frac{1}{2} e^T(t) p_1 \dot{e}(t) + \frac{1}{2} \dot{e}(t)^T p_1 e(t), \quad (12)$$

Based on the equation(10), we have:

$$\begin{aligned} \dot{V}_1(t) &= \frac{1}{2} e^T(t) (A_d^T p_1 + p_1 A_d) e(t) + \frac{1}{2} e^T(t) p_1 A \hat{x}(t) \\ &\quad - \frac{1}{2} e^T(t) p_1 A_d \hat{x}(t) + \frac{1}{2} e^T(t) p_1 b g(\hat{x}(t)) k_2 \hat{x}(t) \\ &\quad + \frac{1}{2} \hat{x}^T(t) A^T p_1 e(t) - \frac{1}{2} \hat{x}^T(t) A_d^T p_1 e(t) + \\ &\quad + \frac{1}{2} \hat{x}^T(t) k_2^T g^T(\hat{x}(t)) b^T p_1 e(t) + e^T(t) p_1 b g(\hat{x}(t)) k_1 r \\ &\quad - e^T(t) p_1 B_d r(t). \end{aligned} \quad (13)$$

The above equation can be arranged as follows:

$$\begin{aligned} \dot{V}_1(t) &= -\frac{1}{2} e^T(t) Q_1 e(t) + \\ &\quad \frac{1}{2} e^T(t) p_1 (A - A_d + b g(\hat{x}(t)) k_2) \hat{x}(t) + \\ &\quad \frac{1}{2} \hat{x}^T(t) (k_2^T g^T(\hat{x}(t)) b^T + A^T - A_d^T) p_1 e(t) \\ &\quad + e^T(t) p_1 (b g(\hat{x}(t)) k_1 - B_d) r(t). \end{aligned} \quad (14)$$

Using (4) and (5), the equation(14) is rewritten as (15)

$$\dot{V}_1(t) = -\frac{1}{2}e^T(t)Q_1e(t) < 0. \quad (15)$$

So, this theory proves the asymptotically stability of the closed loop system.

Now, consider the following faulty plant:

$$\begin{cases} \dot{x}_f(t) = Ax_f(t) + bf(x_f(t)) + \\ b_f[g(x_f(t))(u_f(t) + d_f(t)) + \\ Ed(t)] \\ y_f(t) = Cx_f(t), \end{cases} \quad (16)$$

where  $x_f(t) \in \mathbb{R}^n$ ,  $x_f(0) = x_0$ , is the state of faulty plant,  $u_f(t) \in \mathbb{R}^m$  is the control input and  $y_f(t) \in \mathbb{R}^l$  is the faulty plant output.  $\|d(t)\|_2 \leq d_{\max}$  and  $\|\dot{d}(t)\|_2 \leq \dot{d}_{\max}$ ,  $t \geq 0$  where  $d_{\max}$  and  $\dot{d}_{\max}$  are constants and  $E \in \mathbb{R}^{n \times q}$  is known constant matrix. It should be emphasized that  $u_f(t)$  is used to distinguish the control input in the faulty plants and the loss of effectiveness actuator fault is formulated as the change in the input matrix b as follows [3]:

$$b_f = b\Theta, \quad \Theta \triangleq \text{diag}(\theta_1, \theta_2, \dots, \theta_m)$$

where  $\theta_i$ ,  $i = 1, \dots, m$  is unknown constants such that  $0 < \theta_i \leq 1$  and  $\theta_i = 1$  is defined for the healthy actuator.

The following theories and lemma will be used in next section.

**Theorem2 [21]:** Assume that  $f : R^n \times R^m \rightarrow R^n$  is continuously differentiable at each point  $(x, y)$  of an open set  $S \subset R^n \times R^m$ . Let  $(x_0, y_0)$  be a point in  $S$  for which  $f(x_0, y_0) = 0$  and for which the Jacobian matrix  $\left[ \frac{\partial f}{\partial x} \right] (x_0, y_0)$  is nonsingular. Then there exist neighborhoods  $U \subset R^n$  of  $x_0$  and  $V \subset R^m$  of  $y_0$  such that for each  $y \in V$  the equation  $f(x, y) = 0$  has a unique solution  $x \in U$ . Moreover, this solution can be given as  $x = g(y)$ , where  $g$  is continuously differentiable at  $y = y_0$ . This theory has been proven in [21].

**Theorem3 [21]:** Assume that  $f : R^n \times R^m \rightarrow R^n$  is continuously differentiable at each point  $x$  of an open set  $S \subset R^n$ . Let  $x$  and  $y$  be two points of  $S$  such that the line segment  $L(x, y) \subset S$ . Then there exists a point  $z$  of  $L(x, y)$  such that

$$f(y) - f(x) = \frac{\partial f}{\partial x} \Big|_{x=z} (y - x)$$

The proof of this theory is mentioned in [21].

The "Lemma 1" is result from the Theory 3, too.

**Lemma1 [21]:** Let  $f : [a, b] \times D \rightarrow R^m$  be continuous for some domain  $D \subset R^n$ . Suppose that  $\frac{\partial f}{\partial x}$  exists and is continuous on  $[a, b] \times D$ . If, for a convex subset  $V \subset D$ , there is a constant  $L \geq 0$  such that

$$\left\| \frac{\partial f}{\partial x}(t, x) \right\| \leq L$$

on  $[a, b] \times V$  then

$$\|f(t, x) - f(t, y)\| \leq L \|x - y\|$$

for all  $t \in [a, b]$ ,  $x \in V$ , and  $y \in V$ .

**Theorem4 [21]:** Let  $D \subset R^n$  be a domain that contains the origin and  $V : [0, \infty) \times D \rightarrow R$  be a continuously differentiable function such that

$$\alpha_1(\|x\|) \leq V(t, x) \leq \alpha_2(\|x\|)$$

$$\frac{\partial V}{\partial t} + \frac{\partial V}{\partial x} f(t, x) \leq -W_3(x), \quad \forall \|x\| \geq \mu > 0$$

$\forall t \geq 0$  and  $\forall x \in D$ , where  $\alpha_1$  and  $\alpha_2$  are class  $\mathcal{K}$  functions and  $W_3(x)$  is a continuous positive definite function. Take  $r > 0$  such that  $B_r \subset D$  and suppose that

$$\mu < \alpha_2^{-1}(\alpha_1(r))$$

then, there exists a class  $\mathcal{KL}$  function  $\beta$  and for every initial state  $x(t_0)$ , satisfying  $\|x(t_0)\| \leq \alpha_2^{-1}(\alpha_1(r))$ , there is  $T \geq 0$  (dependent on  $x(t_0)$  and  $\mu$ ) such that the solution of  $\dot{x}(t) = f(t, x)$  satisfies

$$\|x(t)\| \leq \beta(\|x(t_0)\|, t - t_0), \quad \forall t_0 \leq t \leq t_0 + T$$

$$\|x(t)\| \leq \alpha_1^{-1}(\alpha_2(\mu)), \quad \forall t \geq t_0 + T,$$

moreover, if  $D = R^n$  and  $\alpha_1$  belongs to class  $\mathcal{K}_\infty$ , then the above inequalities hold for any initial state  $x(t_0)$ , with no restriction on how large  $\mu$  is. This theory has been proven in [21].

### III. ADAPTIVE VIRTUAL ACTUATOR DESIGN

In this section, an adaptive virtual actuator controller is designed. It can recover the performance of the close-loop system after the occurrence of actuator faults and external disturbances. In this method, the applied fault-hiding approach does not need to change the nominal controller when the faults have occurred.

The dynamic of the difference system between the nominal and faulty systems is defined as follows:

$$\begin{cases} \dot{\tilde{x}}(t) = A\tilde{x}(t) + bf(x_f(t)) + b_f g(x_f(t))u_f(t) \\ + b_f g(x_f(t))d_f(t) - bf(\hat{x}(t)) - bg(\hat{x}(t))u(t) \\ + Ed(t) \\ \tilde{y} = C\tilde{x}(t), \end{cases} \quad (17)$$

where  $\tilde{x}(t) \triangleq x_f(t) - \hat{x}(t)$  and  $\tilde{y}(t) \triangleq y_f(t) - \hat{y}(t)$ .

**Proposition1:** Based on theory 2, there exist an ideal controller as  $u_f^*(t)$  in which satisfy the following equation.

$$bf(x_f(t)) + bg(x_f(t))u_f^*(t) = 0 \quad (18)$$

In this approach, there exist  $M^*(t) \in \mathbb{R}^{m \times n}$  and  $N^*(t) \in \mathbb{R}^{m \times m}$  such that  $u_f^*(t)$  is defined as:

$$u_f^*(t) = M^{*T}(t)\tilde{x}(t) + N^{*T}(t)u(t). \quad (19)$$

The faulty plant control input  $u_f(t)$ , is considered to be an estimation of  $u_f^*(t)$ ,

$$u_f(t) = M(t)\tilde{x}(t) + N(t)u(t) - \hat{d}(t), \quad (20)$$

where  $M(t) \in \mathbb{R}^{m \times n}$ ,  $N(t) \in \mathbb{R}^{m \times m}$  and  $\hat{d}(t) \in \mathbb{R}^m$  are obtained from:

$$\dot{M}(t) = -\gamma_1 \tilde{x}^T(t)g^T(x_f(t))b^T p_1 \tilde{x}(t) \quad (21)$$

$$\dot{N}(t) = -\gamma_2 u^T(t)g^T(x_f(t))b^T p_1 \tilde{x}(t) \quad (22)$$

$$\dot{\hat{d}}(t) = \gamma_3 g^T(x_f(t))b^T p_1 \tilde{x}(t) \quad (23)$$

where  $\gamma_1 \in \mathbb{R}^{n \times n}$  and  $\gamma_2 \in \mathbb{R}^{m \times m}$  are positive definite gain matrices.  $\gamma_3$  is a positive constant and  $p_1$  is a positive definite matrix to be designed.

**Theorem5:** Consider the dynamic of reconfigured closed-loop system delivered in equations (3) and (16). The proposed faulty plant control input in equation (20) and update laws(21) through (23), makes this system uniformly ultimately bounded, if there exist a positive definite matrix  $p_2 \in \mathbb{R}^{n \times n}$  which is satisfied in the following inequalities:

$$-Q_2 = A^T p_2 + p_2 A < 0 \quad (24)$$

**Proof:** The difference between  $u_f^*(t)$  and  $u_f(t)$  is as follows:

$$e_u = u_f^*(t) - u_f(t) = \tilde{M}^T(t)\tilde{x}(t) + \tilde{N}^T(t)u(t) + \hat{d}(t) \quad (25)$$

where  $\tilde{M}(t) = M^*(t) - M(t)$  and  $\tilde{N}(t) = N^*(t) - N(t)$ .

Paying attention to that there exists  $Q^* \in \mathbb{R}^{m \times q}$  such that  $b_f g(x_f(t))Q^* = E$ , the equation(17) is rewritten as (26):

$$\begin{aligned} \dot{\tilde{x}}(t) &= A\tilde{x}(t) + bf(x_f(t)) + b_f g(x_f(t))u_f(t) \\ &+ b_f g(x_f(t))d_f(t) + b_f g(x_f(t))Q^*d(t) - bf(\hat{x}(t)) \\ &- bg(\hat{x}(t))u(t). \end{aligned} \quad (26)$$

Using  $d_f(t) + Q^*d(t) = d_t(t)$ , the equation (26) is rewritten as follows.

$$\begin{aligned} \dot{\tilde{x}}(t) &= A\tilde{x}(t) + bf(x_f(t)) + b_f g(x_f(t))d_t \\ &+ b_f g(x_f(t))[u_f(t) - u_f^*(t) + u_f^*(t)] - bf(\hat{x}(t)) \\ &- bg(\hat{x}(t))u(t) = A\tilde{x}(t) - b_f g(x_f(t))e_u(t) + \\ &b_f g(x_f(t))d_t - bf(\hat{x}(t)) - bg(\hat{x}(t))u(t). \end{aligned} \quad (27)$$

According to the equation (18), we have:

$$\begin{aligned} \dot{\tilde{x}}(t) &= A\tilde{x}(t) - b_f g(x_f(t))e_u(t) + \\ &b_f g(x_f(t))d_t - bf(\hat{x}(t)) - bg(\hat{x}(t))u(t). \end{aligned} \quad (28)$$

Also, with using(25), the following equation is obtained:

$$\begin{aligned} \dot{\tilde{x}}(t) &= A\tilde{x}(t) - b_f g(x_f(t))\tilde{M}^T(t)\tilde{x}(t) - \\ &b_f g(x_f(t))\tilde{N}^T(t)u(t) - b_f g(x_f(t))\hat{d}(t) + \\ &b_f g(x_f(t))d_t - bf(\hat{x}(t)) - bg(\hat{x}(t))u(t). \end{aligned} \quad (29)$$

Then  $\tilde{d}(t) = d_t(t) - \hat{d}(t)$  is defined and the above equation is rewritten as follows.

$$\begin{aligned} \dot{\tilde{x}}(t) &= A\tilde{x}(t) + b_f g(x_f(t))\tilde{d}(t) - bf(\hat{x}(t)) - bg(\hat{x}(t))u(t) - \\ &b_f g(x_f(t))\tilde{M}^T(t)\tilde{x}(t) - b_f g(x_f(t))\tilde{N}^T(t)u(t). \end{aligned} \quad (30)$$

To prove the stability of the closed-loop system, the following lyapunov function is candidate.

$$\begin{aligned} V_2(t) &= \frac{1}{2}\tilde{x}^T(t)p_2\tilde{x}(t) + \frac{1}{2}\frac{\tilde{d}^2(t)}{\gamma_1} + \\ &\frac{1}{2}\frac{\tilde{M}^T(t)\tilde{M}(t)}{\gamma_2} + \frac{1}{2}\frac{\tilde{N}^T(t)\tilde{N}(t)}{\gamma_3} \end{aligned} \quad (31)$$

where  $\gamma_1, \gamma_2, \gamma_3$  are scalar values.

The time derivative of the equation(31) is as below.

$$\begin{aligned} \dot{V}_2(t) &= \frac{1}{2}\dot{\tilde{x}}^T(t)p_2\tilde{x}(t) + \frac{1}{2}\tilde{x}^T(t)p_2\dot{\tilde{x}}(t) + \frac{\tilde{d}(t)\dot{\tilde{d}}(t)}{\gamma_1} \\ &+ \frac{\tilde{M}^T(t)\dot{\tilde{M}}(t)}{\gamma_2} + \frac{\tilde{N}^T(t)\dot{\tilde{N}}(t)}{\gamma_3}, \end{aligned} \quad (32)$$

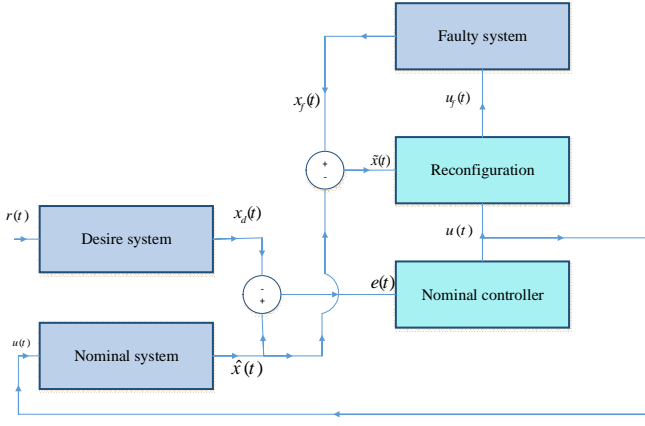


Fig. 1. The block diagram FTC with the virtual actuator.

that based on (30), we have:

$$\begin{aligned}
\dot{V}_2(t) &= \frac{1}{2} \tilde{x}^T(t) (A^T p_2 + p_2 A) \tilde{x}(t) - \\
&\tilde{x}^T(t) p_2 b_f g(x_f(t)) \tilde{M}^T(t) \tilde{x}(t) \\
&- \tilde{x}^T(t) p_2 b_f g(x_f(t)) \tilde{N}^T(t) u(t) + \\
&\tilde{x}^T(t) p_2 b_f g(x_f(t)) \tilde{d}(t) - \\
&\tilde{x}^T(t) p_2 b f(\hat{x}(t)) - \tilde{x}^T(t) p_2 b g(\hat{x}(t)) u(t) + \frac{\tilde{d}(t) \dot{\tilde{d}}(t)}{\gamma_1} \\
&- \frac{\tilde{M}^T(t) \dot{\tilde{M}}(t)}{\gamma_2} - \frac{\tilde{N}^T(t) \dot{\tilde{N}}(t)}{\gamma_3}
\end{aligned} \tag{33}$$

Using (3), (21) through (23), the equation (33) is expressed as follows.

$$\begin{aligned}
\dot{V}_2(t) &= -\frac{1}{2} \tilde{x}^T(t) Q_2 \tilde{x}(t) - \tilde{x}^T(t) p_2 b k_1 r - \tilde{x}^T(t) p_2 b k_2 \hat{x}(t) \\
&+ \frac{\tilde{d}(t) \dot{\tilde{d}}(t)}{\gamma_2}
\end{aligned} \tag{34}$$

After some mathematical manipulations, the following inequality is obtained.

$$\begin{aligned}
\dot{V}_2(t) &\leq -\frac{1}{2} \tilde{x}^T(t) Q_2 \tilde{x}(t) + \|\tilde{x}(t)\| \|p_2 b k_1 r\| + \\
&\|\tilde{x}(t)\| \|p_2 b k_2 \hat{x}(t)\| + \frac{\tilde{d}_{\max}(t) \dot{\tilde{d}}_{\max}(t)}{\gamma_2} + \theta \|\tilde{x}(t)\|^2 - \theta \|\tilde{x}(t)\|^2,
\end{aligned} \tag{35}$$

that for  $\|\tilde{x}(t)\| > \frac{1}{2\theta} (\beta + \sqrt{\beta^2 - 4\theta\mu})$  the following inequality is established, where  $0 < \theta < 1$ ,  $\mu = \frac{\tilde{d}_{\max} \dot{\tilde{d}}_{\max}}{\gamma_2}$  and  $\beta = \|p_2 b k_1 r\| + \|p_2 b k_2 \hat{x}\|$  are scalar values and according to theory 1,  $\|\hat{x}\| < \varepsilon$ .

$$\dot{V}_2(t) \leq \frac{1}{2} \tilde{x}^T(t) [-Q_2 + \theta] \tilde{x}(t) + \beta \|\tilde{x}(t)\| - \theta \|\tilde{x}(t)\|^2 + \mu < 0 \tag{36}$$

So, the uniformly ultimately bounded of the closed loop system is achieved.

#### IV. SIMULATION RESULT

In this paper, the dynamics of the simulated system is considered as follows.

$$\begin{aligned}
\dot{x}(t) &= \begin{bmatrix} 0 & 1 & 0 \\ 0 & 0 & 1 \\ -1 & -2 & -3 \end{bmatrix} x(t) + \begin{bmatrix} 0 \\ 0 \\ 1 \end{bmatrix} [f(x(t)) + \\
&g(x(t))u(t)] + E d(t) \\
y(t) &= [1 \ 1 \ 1] x(t)
\end{aligned} \tag{37}$$

where  $g(x(t)) = 0.5 \sin(t) + 4$ ,  $f(x(t)) = 0.05 \sin(x_3(t))$  and  $E = 0.5 b g(x(t))$ . Then a loss of effectiveness actuator fault with  $\Theta = 0.65 I_3$  occurs at  $t_f = 15s$ . A disturbance applied in  $t_d = 20s$  and a time-varying additive actuator fault occurs at  $t_{fd} = 25s$ .

To design the proposed virtual actuator given by (21) through (23), we set  $\gamma_1 = 20$ ,  $\gamma_2 = 200$ ,  $\gamma_3 = 1000$ . Also,  $\theta = 0.5$ .

The dynamics of desire agent is considered as follows.

$$\dot{x}_d(t) = \begin{bmatrix} 0 & 1 & 0 \\ 0 & 0 & 1 \\ -1 & -2 & -4 \end{bmatrix} x_d(t) + \begin{bmatrix} 0 \\ 0 \\ 1 \end{bmatrix} r(t), \tag{38}$$

where  $r(t)$  is a reference input and it can be the step function. Also, matrices  $p_1$  and  $p_2$  as

$$p_1 = \begin{bmatrix} 2.5000 & 2.5000 & 0.5000 \\ 2.5000 & 6.5000 & 1.5000 \\ 0.5000 & 1.5000 & 0.5000 \end{bmatrix}, \tag{39}$$

$$p_2 = \begin{bmatrix} 2.8000 & 2.6000 & 0.5000 \\ 2.6000 & 7.1000 & 1.8000 \\ 0.5000 & 1.8000 & 1.1000 \end{bmatrix}. \tag{40}$$

Fig. 2 shows difference between the states of desire and nominal system, and consequently the nominal system track well the desire system. So, the nominal controller is worked correctly and  $e$  achieve to zero, too.

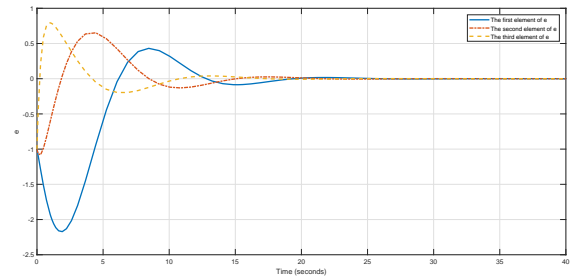


Fig. 2. The error between states of the desire and nominal system.

The output of nominal close-loop system without using the adaptive virtual actuator and desire system output are shown in Fig. 3.

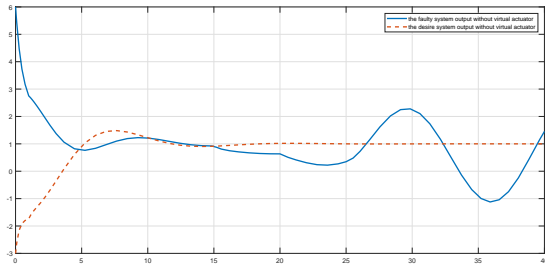


Fig. 3. The output of close-loop system without using the adaptive virtual actuator.

Now, the output with using the proposed adaptive virtual actuator is shown in Fig. 4.

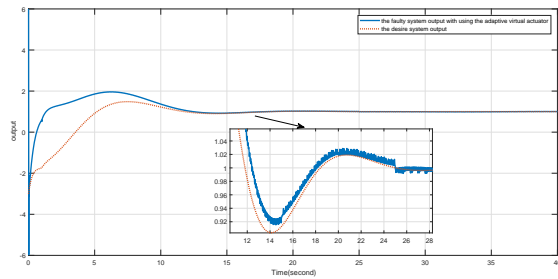


Fig. 4. The output of close-loop system with using the adaptive virtual actuator.

As shown in Fig. 4, after the fault occurred, the output tracks the desire one.

Fig. 5, Fig. 6 and Fig. 7 show the states of faulty and nominal system, too.

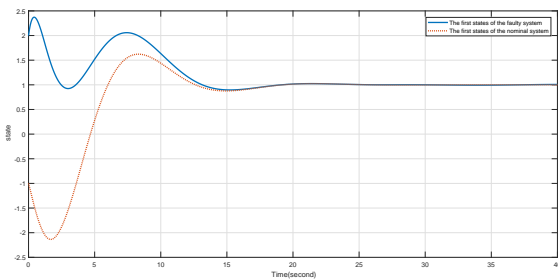


Fig. 5. The first states of the faulty system and nominal system.

Also, Figure 7 is zoomed in to show the fault, disturbance and time-varying additive actuator fault occurrence.

Fig.11 and Fig.12 show the control input in the nominal mode and the faulty mode.

Also, the adaptive Controller Coefficients are shown in Fig. 11, Fig. 12 and Fig. 13.

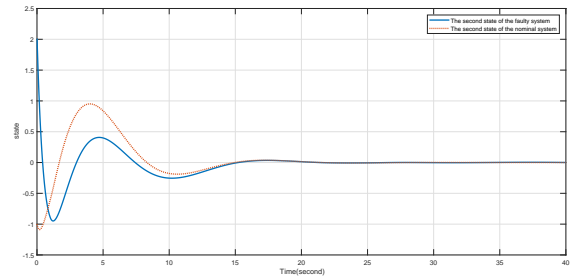


Fig. 6. The second states of the faulty system and nominal system.

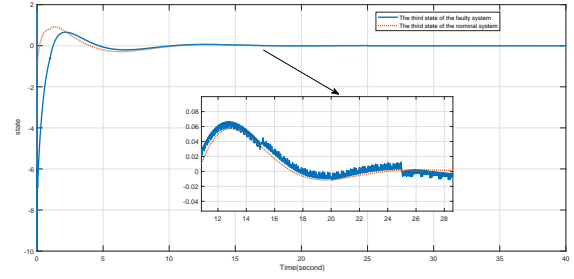


Fig. 7. The third states of the faulty system and nominal system.

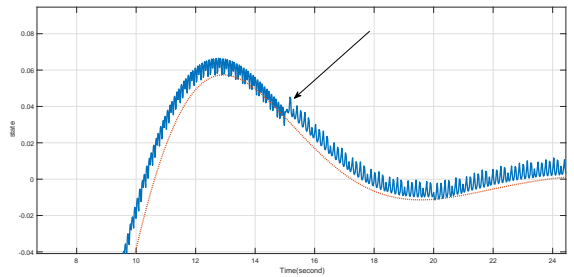


Fig. 8. Zoom in when the fault occurs in 15 second.

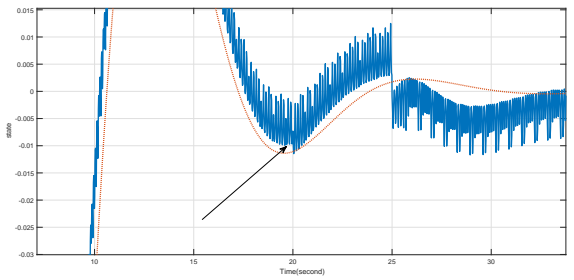


Fig. 9. Zoom in when the disturbance occurs in 20 seconds.

## V. CONCLUSION

In this paper, An Adaptive Fault-tolerant Controller has been considered for a class of the affine nonlinear system with nonlinear input gain. This is based on fault-hiding and does not require a separate FDI unit. Also, the design of

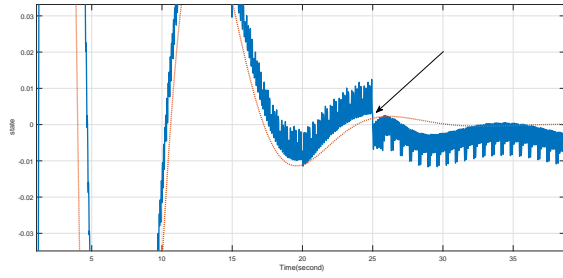


Fig. 10. Zoom in when the time-varying actuator fault occurs in 25 seconds.

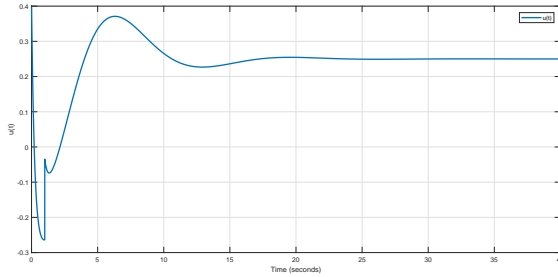


Fig. 11. The control input in the nominal mode.

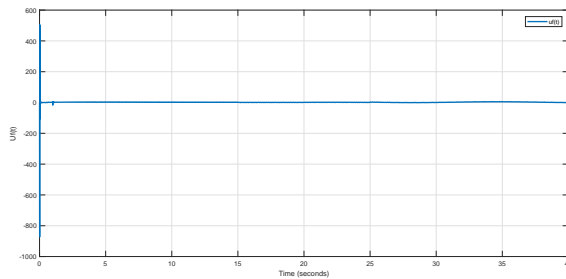


Fig. 12. The control input in the faulty mode.

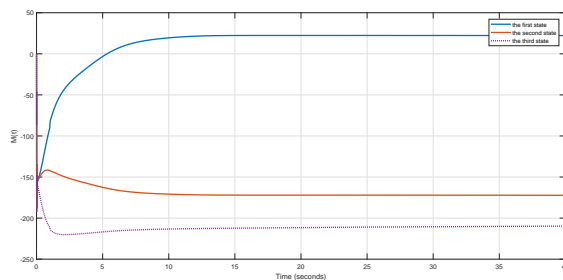


Fig. 13. Update parameter of  $M(t)$ .

virtual actuator is based on the feasible solution of LMI. The convergence of faulty and the desire system is guaranteed. The faults affect and external disturbances are hidden and furthermore, the system is robust against faults. Finally, the simulation result shows the promising performance of the proposed methodology.

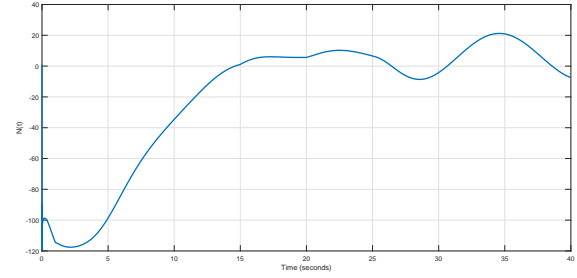


Fig. 14. Update parameter of  $N(t)$ .

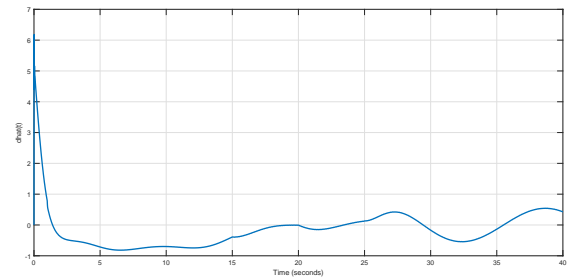


Fig. 15. Update parameter of  $\hat{d}_t(t)$ .

## REFERENCES

- [1] Xiaodong.Zh, Parisini.Th, and Polycarpou.M, "Adaptive fault-tolerant control of nonlinear uncertain systems: an information-based diagnostic approach", IEEE Transactions on automatic Control 49, no.8 ,pp.1259-1274, 2014.
- [2] Li.T, Zhang.Y, and Gordon.B, "Passive and active nonlinear fault-tolerant control of a quadrotor unmanned aerial vehicle based on the sliding mode control technique", Proceedings of the Institution of Mechanical Engineers, Part I: Journal of Systems and Control Engineering 227, no.1 ,pp.12-23, 2013.
- [3] Yadegar.M, Afshar.A, and Meskin.N, "Fault-tolerant control of non-linear systems based on adaptive virtual actuator", IET Control Theory and Applications 11, no.9 ,pp.1371-1379, 2017.
- [4] Zhang.X, Parisini.T, and Polycarpou.M. M, Adaptive fault-tolerant control of nonlinear uncertain systems: An information-based diagnostic approach, IEEE Trans. Autom. Control, vol.49, no.8, pp.1259-1274, 2004.
- [5] Alexandru.S, Codres.E, and Puig.V, "A fault hiding approach for the sliding mode fault-tolerant control of a non-holonomic mobile robot", 3rd Conference on Control and Fault-Tolerant Systems (SysTol), pp.7-14, 2016.
- [6] Fekih.R and Pilla.P, "A passive fault-tolerant control strategy for the uncertain MIMO aircraft model F-18", 39th Southeastern symposium on system theory, pp.320-325, 2007.
- [7] Li.H, Shi.P, Yao.D, "Adaptive sliding mode control of Markov jumpnon-linear systems with actuator faults", IEEE Trans. Autom. Control,inpress, 2016.
- [8] Blanke.M, Kinnaert.M, Lunze.J, and Staroswiecki.M, "Diagnosis and Fault-Tolerant Control Springer-Verlag", Berlin Heidelberg, 2006.
- [9] Yadegar.M, Meskin.N, and Afshar.A, "Fault-tolerant control of linear systems using adaptive virtual actuator", International Journal of Control 92, no.8, pp.1729-1741, 2019.
- [10] Khosrowjerdi.M, and Barzegary.S, "Fault tolerant control using virtual actuator for continuous-time Lipschitz nonlinear systems", International Journal of Robust and Nonlinear Control 24, no.16, pp.2597-2607, 2014.
- [11] Shtessel.Y, Buffington.J and Banda.S, "Multiple timescale flight control using reconfigurable sliding modes", J Guid Contr Dyn , pp.873883, 1999.
- [12] Alwi.H and Edwards.C, "Fault-tolerant control of a civil aircraft using a sliding mode based scheme", 44th IEEE conference on decision and control and European control conference, pp.1011-1016, 2005.

- [13] Nasiri,A, Nguang,S, Swain,A and Almakhles,D, "Passive actuator fault tolerant control for a class of MIMO nonlinear systems with uncertainties", *International Journal of Control* 92, no.3, pp.693-704, 2019.
- [14] Wu,Ch, Liu,J, Xiong,Y, and Wu,L, "Observer-based adaptive fault-tolerant tracking control of nonlinear nonstrict-feedback systems", *IEEE transactions on neural networks and learning systems* 29, no.7 ,pp.3022-3033, 2017.
- [15] Lee,H and Tomizuka,M, "Robust adaptive control using a universal approximator for SISO nonlinear systems", *IEEE Trans. Fuzzy Syst*, vol.8, no.1, pp.95-106, 2000.
- [16] Ge,S and Wang,C, "Direct adaptive NN control of a class of nonlinear systems", *IEEE Trans. Neural Netw*, vol.13, no.1, pp.214-221, 2002.
- [17] Yin,Sh, Gao,H, Qiu,J, and Kaynak,O, "Adaptive fault-tolerant control for nonlinear system with unknown control directions based on fuzzy approximation", *IEEE Transactions on Systems, Man, and Cybernetics: Systems* 47, no.8, pp.1909-1918, 2016.
- [18] Liu,L, Liu,Y, and Tong,D, "Neural networks-based adaptive finite-time fault-tolerant control for a class of strict-feedback switched nonlinear systems", *IEEE transactions on cybernetics* 49, no.7, pp.2536-2545, 2018.
- [19] Li,H, Gao,H, Shi,P, and Zhao,X, "Fault-tolerant control of Markovian jump stochastic systems via the augmented sliding mode observer approach", *Automatica*, vol.50, no.7, pp.1825-1834, 2014.
- [20] Yin,SH, Yang,H , Gao,H, Qiu,J, and Kaynak,O, "An adaptive NN-based approach for fault-tolerant control of nonlinear time-varying delay systems with unmodeled dynamics." *IEEE Transactions on Neural Networks and Learning Systems* 28, no.8 ,pp.1902-1913, 2016.
- [21] Khalil,H, "Nonlinear systems",3 edition, 2001.