

The Medical Scribe: Corpus Development and Model Performance Analyses

Izhak Shafran, Nan Du, Linh Tran, Amanda Perry, Lauren Keyes, Mark Knichel, Ashley Domin, Lei Huang, Yuhui Chen, Gang Li, Mingqiu Wang, Laurent El Shafey, Hagen Soltau, Justin S. Paul
Google Inc.

Abstract

There is a growing interest in creating tools to assist in clinical note generation using the audio of provider-patient encounters. Motivated by this goal and with the help of providers and medical scribes, we developed an annotation scheme to extract relevant clinical concepts. We used this annotation scheme to label a corpus of about 6k clinical encounters. This was used to train a state-of-the-art tagging model. We report ontologies, labeling results, model performances, and detailed analyses of the results. Our results show that the entities related to medications can be extracted with a relatively high accuracy of 0.90 F-score, followed by symptoms at 0.72 F-score, and conditions at 0.57 F-score. In our task, we not only identify where the symptoms are mentioned but also map them to canonical forms as they appear in the clinical notes. Of the different types of errors, in about 19-38% of the cases, we find that the model output was correct, and about 17-32% of the errors do not impact the clinical note. Taken together, the models developed in this work are more useful than the F-scores reflect, making it a promising approach for practical applications.

Keywords: Medical Scribe, Information Extraction, Clinical Encounters, Span-Attribute Tagging (SAT) Model

1. Introduction

Medical providers across the United States are required to document clinical visits in the Electronic Health Records. This need for documentation takes up a disproportionate amount of their time and attention, resulting in provider burnout (Wachter and Goldsmith, 2018; Xu, 2018). One study found that full-time primary care physicians spent about 4.5 hours of an 11-hour workday interacting with the clinical documentation systems, yet were still unable to finish their documentation and had to spend an additional 1.4 hours after normal clinical hours (Arndt et al., 2017).

Speech and natural language processing are now sufficiently mature that there is considerable interest, both in academia and industry, to investigate how these technologies can be exploited to simplify the task of documentation, and to allow providers to dedicate more time to patients. While domain-specific automatic speech recognition (ASR) systems that allow providers to dictate notes have been around for a while, recent work has begun to address the challenges associated with generating clinical notes directly from speech recordings. This includes inducing topic structure from conversation data, extracting relevant information, and clinical summary generation (Quiroz et al., 2019). In one recent work, authors outlined an end-to-end system; however, the details were scant without empirical evaluations of their building blocks (Finley et al., 2018a). One of the simplistic approaches uses a hand crafted finite state machine based grammar to locate clinical entities in the ASR transcripts and map them to canonical clinical terms (Happe et al., 2003). This seems to perform well in a narrowly scoped task. A more ambitious approach mapped ASR transcripts to clinical notes by adopting a machine translation approach (Finley et al., 2018b). However this performed poorly. To address the difficulty in accessing clinical data, researchers have experimented with synthetic data to develop a system for documenting nurse-initiated telephone conversations for congestive heart failure patients who are undergoing telemonitoring after they have been discharged from the hospital (Liu et al., 2019).

In their task, a question-answer based model achieved an F-score of 0.80. This naturally raises the question of how well state-of-art techniques will perform in helping the broader population of clinicians such as primary care providers.

One might expect that the task of extracting clinical concepts from audio faces challenges similar to the domain of unstructured clinical texts. In that domain, one of the earliest public-domain tasks is the *i2b2 relations challenge*, defined on a small corpus of written discharge summaries consisting of 394 reports for training, 477 for test, and 877 for evaluation (Uzuner et al., 2011). Given the small amount of training data, not surprisingly, a disproportionately large number of teams fielded rule-based systems. Conditional random field-based (CRF) systems (Sutton and McCallum, 2011) however did better even with the limited amount of training data (Uzuner et al., 2010). Other *i2b2/n2c2* challenges focused on coreference resolution (Uzuner et al., 2012), temporal relation extraction (Sun et al., 2013), drug event extraction (Henry et al., 2019) on medical records, and extracting family history (Azab et al., 2019). Even though the text was largely unstructured, they benefited from punctuation and capitalization, section headings and other cues in written domain which are unavailable in audio to the same extent.

With the goal of creating an automated medical scribe, we broke down the task into modular components, including ASR and speaker diarization which are described elsewhere (Shafey et al., 2019). In this work, we investigate the task of extracting relevant clinical concepts from transcripts. Our key contributions include: (i) defining three tasks – the Medications Task, the Symptoms Task, and the Conditions Task along with principles employed in developing the annotation guidelines for them (Section 2.); (ii) measuring the label quality using inter-labeler agreements and refining the quality iteratively (Section 3.), (iii) evaluating the performance of the state-of-the-art models on these tasks (Section 4.), and (iv) a comprehensive analysis of the performance of the models including manual error categorization (Section 5.). The corpus we have created in this

work is based on private, proprietary data that cannot be publicly shared. Instead, we are sharing the learnings from our experience that might be useful for the wider community as well as the detailed labeling guidelines as supplementary material in the extended version of this paper on arxiv.org.

2. Corpus Development

The corpus of labeled conversations for this work was developed in conjunction with providers and medical scribes. In our first attempt, we annotated all the relevant clinical information with a comprehensive ontology that was designed for generating clinical notes using a slot-filling approach. This was found to be an extremely challenging task for the medical scribe labelers; it required a lot of cognitive processing, took a long time to label, and the results still had many discrepancies in quality and inter-labeler agreement.

2.1. Annotation Guidelines

The corpus described in this paper was annotated using certain guiding principles, described below.

First, the cognitive load on the labelers needs to be reasonably low to ensure high inter-labeler agreement. This consideration resulted in labeling each conversation in multiple passes, where the labelers focused only on a small subset of clinical concepts in each pass. They were instructed to ignore clinical information unrelated to the task at hand.

Second, the annotation of all the clinical information necessary to generate a clinical note was broken down into modular tasks, based on the type of entity, specifically, the symptoms, the medications, and the conditions. In each task, labelers focused on annotating the entities along with their coreferences and their attributes. For example, in the Medications Task, the labelers focused on the medications and their associated frequencies, dosages, quantities, and duration. The relationships between them were marked using undirected links. For simplicity, we ignored attributes of attributes, for example, taking one dosage of a medication in the morning and a different dosage in the evening.

Third, the guidelines were refined using a few iterations of experimentation and feedback to improve inter-labeler agreement before labeling the task. Finally, the ontology was pruned to retain clinical concepts with high inter-labeler agreement and sufficiently high occurrences so they could be modeled with the available data.

2.2. Description of the Corpus

The corpus consists of recordings and transcripts of primary care and internal medicine provider-patient encounters. The recordings were split into train, development and test sets consisting of about 5500, 500 and 500 encounters respectively. For measuring the generalization of the model results, the development and test splits were created in such a way that the providers are mutually exclusive. There were no identifiers associated with patients, thus there may be patient overlap across the sets.

2.3. Symptoms Task

The Symptoms Task focused on extracting symptoms described in the medical encounter so that they could be doc-

umented in the History of Present Illness (HPI), Review of Symptoms (ROS) and other sections of the clinical note. Thus, the ontology was designed to mirror the language and organization of symptoms in the note; the colloquial phrasing that patients use to describe symptoms is tagged with a clinically appropriate entity from the ontology.

Organ System	Symptom Entities
Constitutional	Const:Fever Const:Chills Const:Difficulty Sleeping
Gastrointestinal	GI:Abdominal Distension GI:Abdominal Pain GI:Vomiting
Neurologic	Neuro:Headache Neuro:Dizziness Neuro:Seizure

Table 1: An excerpt of the entities in the symptoms task.

As shown by an excerpt in Table 1, the ontology is organized in a categorical fashion, starting with a coarse-grained *organ system* which is further broken down into finer-grained *symptom entity tags*. The benefit of this approach is that the organ system can be used to organize symptoms into the ROS section of the note, even if the granular symptom entity isn't correctly inferred. The full ontology contains 186 symptom entities mapped to 14 organ systems.

The attributes for the Symptoms Task, illustrated in Table 2, were chosen based on the HPI elements in the CMS Evaluation and Management Service Documentation Guidelines (HHS.gov, 2017). After the manual labels were generated, the set was pruned to remove entities with low counts and low inter-labeler agreements as these would be hard to model. This resulted in 88 symptom labels.

Type	Attribute
Status	Experienced Not Experienced
Property	Duration Location Severity/Amount Frequency

Table 2: The attributes of symptom entities.

The status was marked by adding a second label to the entity. This choice sidestepped the more difficult task of identifying the words that signal whether a symptom was experienced or not. Unlike written text, the status is not explicitly mentioned. Instead, in a conversation, this is implied from the context, spread over multiple speaker turns and not easily associated with specific words.

The example in Table 3 illustrates how a conversation was labeled using the ontology for the symptoms task. There were a few challenges in accurately labeling the relevant content words. The annotators were instructed to assign the most specific label, but there were times when the context does not provide sufficient information. In such cases, they

PT: I've been having stomach issues around here for the last 2 weeks. It's bad.
 DR: Okay, in the upper abdomen. What does it feel like?
 PT: It kind of comes and goes and hurts. Sometimes I feel queasy.

Content Span	Symptom Label
<i>stomach issues</i>	GI:Other; Experienced
<i>2 weeks</i>	Property:Duration
<i>bad</i>	Property:Severity/Amount
<i>upper abdomen</i>	Property:Location
<i>comes and goes</i>	Property:Frequency
<i>hurts</i>	GI:Abdominal Pain; Experienced
<i>queasy</i>	GI:Nausea; Status:Experienced
<i>sometimes</i>	Property:Frequency

Table 3: An example symptoms task with its labels.

are instructed to assign the coarser system category along with a default of *Other*. Following this guideline, “*stomach issues*” in the above example would be assigned *GI:Other*. In addition, we mapped patients’ layman description of a symptom to a normalized form. In the illustrative example, the patient’s described as feeling “*queasy*” and that is mapped to the clinical term *Nausea*. One advantage of this mapping is that we avoid an explicit normalization step that is commonly used in the literature.

Lastly, in provider-patient conversations, gestures and words are often used to indicate information about the symptoms, such as using the word “*here*” to refer to the part of the body where the symptom is experienced. The lack of verbalization of this information makes it difficult for an automated system to fully capture all relevant information. However, when providers clarify the location (“*upper abdomen*”), this helped in the ultimate task to automate the completion of the note.

2.4. Medications Task

The ontology for the Medications Task was designed to capture information related to all medications ranging from a patient’s history to future prescriptions. While the symptoms could be reduced to a closed set (based on how they appear in the clinical notes), the list of medications is large and continually expanding. Therefore, the medication entity was treated as an open set, and the catch all *Drug* label was applied to all direct and indirect references to drugs. This included specific and non-specific references, such as “*Tylenol*”, “*the pain medication*”, and “*the medication*”. The attributes related to the medication entity that were annotated include *Prop:Frequency*, *Prop:Dosage*, *Prop:Mode*, and *Prop:Duration*.

In the illustrative example in Table 4, the entities – “*diabetes medications*”, “*Sulfonylurea*”, “*Amaryl*”, “*glimepiride*” – are annotated with the *Drug* label, while “*1 mg*”, “*pill*”, “*everyday*” are their attributes.

One challenge encountered in this task was choosing a specific label when other labels are equally valid. For example, “*90 day sample*” could be marked as the total quantity

DR: Are you taking any diabetes medication?
 PT: My kidney doc just changed the pill.
 DR: Oh, a Sulfonylurea. Like Amaryl?
 The generic name is glimepiride.
 PT: Yup, she started me on 1mg everyday.
 DR: Do you use Insulin?
 PT: The shot? Only my brother has to.

Content Span	Medications Label
<i>diabetes medication</i>	Drug
<i>Sulfonylurea</i>	Drug
<i>Amaryl</i>	Drug
<i>glimepiride</i>	Drug
<i>pill</i>	Property:Mode
<i>1mg</i>	Property:Dose
<i>everyday</i>	Property:Frequency
<i>insulin</i>	Drug
<i>the shot</i>	Property:Mode

Table 4: An example medications task with its labels.

consumed, or as the duration of the drug treatment. For increasing consistency, the labelers were asked to choose the labels using the preference in the order – *Dose*, *Frequency*, *Quantity*, *Duration*, *Mode*.

Additionally, patients often referred to their medication using vague descriptors, such as “*the pink pill*”. In many cases, the providers are able to infer the medication from the context and so the annotators are instructed to label such mentions.

2.5. Conditions Task

The Conditions Task, like the other two tasks, was designed based on how the discussed condition shows up in the clinical note. Even though conditions have some overlap with symptoms, they refer to broader categories and are discussed typically using clinical terminology. Ambiguities on whether a mention is a symptom or a condition was resolved by relying on the ICD-10 Code database. The condition entities were categorized into – *Condition:Patient*, *Condition:Family History*, and *Condition:Other*. The attributes of conditions mirror that of symptoms, listed in Table 2, plus an additional tag to capture the onset of the condition, *Prop:Onset/Diagnosis*. An example of this task is illustrated in Table 5.

One challenge in the Conditions Task is that there were only a few mentions of conditions in each conversation, causing labelers to overlook the mentions inadvertently. This was mitigated with an automated method to improve recall as discussed in Section 3.2..

2.6. Relations

Once all entities and attributes have been tagged and extracted from a conversation, the attributes need to be linked to their associated entities in order for them to be useful in downstream applications such as filling out sections of a clinical note.

In this example, the duration and location are associated with “*stomach issues*” while the frequency attribute is as-

DR: Any history of diabetes?
 PT: I have diabetes.
 DR: When was that diagnosed?
 PT: 10 years ago.
 DR: OK, and it seems to be well-controlled.
 Any history of high blood pressure in the family?
 PT: My brother has early onset high blood pressure.

Content Span	Conditions Label
<i>diabetes</i>	Condition:Patient
<i>10 years ago</i>	Property:Time of Diagnosis
<i>well-controlled</i>	Property:Severity
<i>high blood pressure</i>	Condition:Family History
<i>early onset</i>	Property:Time of diagnosis

Table 5: An example conditions task with its labels.

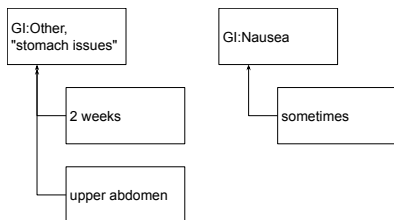


Figure 1: Illustration of relations for the example on the Symptoms Task.

sociated with “*nausea*”. This would allow us to complete the following information in the note:

Patient experienced stomach issues for 2 weeks in the upper abdomen. Patient also experienced nausea sometimes.

One difficulty we encountered in specifying links between entities and their attributes arose because of synonymous mentions. In the example illustrated in Table 4, the “*1 mg*” “*pill*” is equally related to “*Sulfonylurea*”, “*Amaryl*” and “*glimepiride*”. The annotators sometimes constructed an edge between the attributes and each of the drugs, and at other times chose one drug to be a canonical reference and create co-references for the other mentions of the drug. This makes it difficult to estimate the model performance reliably. The models developed for extracting relations using these annotations are described elsewhere (Du et al., 2019b).

3. Task Iteration

3.1. Training & Quality Assurance

Before starting a large scale annotation task, a number of steps were performed to refine the guidelines. The process consisted of the following steps:

1. A small set of 3-5 conversations were labeled by a team of experienced labelers using the guidelines.
2. Differences in their labels were resolved by them in an adjudication session. In case the differences were

large, steps (1) and (2) were repeated. This resulted in finalizing the guidelines and creating a reference set for instructional purposes.

3. The guidelines were then introduced to the larger team of labelers who were instructed to perform the same labeling task on the reference set.
4. Labelers were then scored based on agreement with the reference set. Those who scored well below the average quality score were given further training before proceeding to the task.

Additionally, in order to maintain consistently high quality labels while labeling the training set, we developed a quality assurance process. The process consisted of the following steps:

1. A team of experienced labelers created a reference set of labels for 3-5 conversations of varying complexity.
2. The rest of labelers were assigned the conversations from the reference set.
3. Labelers who scored highly with respect to the reference were chosen as reviewers.
4. The reviewers then reviewed the output of the other labelers by correcting the labels and documenting errors.
5. The feedback was sent to the labelers to incorporate into future labeling efforts.

Ultimately, we found that performing this K-way quality assurance process helped improve consistency significantly.

3.2. Automated Improvements

We explored different techniques to improve label quality. During the Conditions Task, we noticed that labelers often overlooked the mention of conditions because they occur too infrequently in the conversation. Since the conditions are often mentioned in their canonical form, we utilized the Google Knowledge Graph to identify them in the transcripts (Blog, 2012). The conditions identified by the knowledge graph were presented to the labelers as optional annotations that they can choose to use or discard. In order to minimize biasing the labelers, these optional annotations were presented only after the labelers finished their task and were in the process of submitting their conversation. In a controlled experiment, we found a 0.10 absolute improvement in recall from the labelers. Note, to avoid any potential measurement bias, this assistance was only provided while labeling the training set and not on the development and test sets where we relied labels from multiple labelers to maintain consistency as described further in Section 5.. Standard syntactic parsers were also investigated to pre-fill numerical values corresponding to dose, duration, frequency and quantity but was not employed in the labeling process.

We also experimented with using previously trained models to try to highlight numerical or date/time attributes, such as *Dose*, *Duration*, *Frequency*, or *Quantity*.

3.3. Common Challenges

While there were unique challenges for each of the tasks, a few challenges were common across them.

Despite the refinement of the ontologies and the continual training of labelers, there were still errors in labeling because the task is non-trivial and requires considerable attention. Certain residual errors were flagged using task-specific validation rules. These rules caught the most egregious errors, such as an attribute not being grouped with an entity, or not double-tagging a symptom or condition with its status.

A shared difficulty across all tasks was striking a balance between making the annotations clinically useful (i.e. developing a path to use the annotations to construct a complete HPI) while also reducing the cognitive burden for annotators. Through multiple experiments we uncovered significant challenges that could or could not be resolved with the addition, deletion, or substitution of tags in our ontologies.

The order in which clinically relevant events are described is often important in constructing a comprehensible HPI; for example, chest pain followed by shortness of breath and lightheadedness has different implications than shortness of breath followed by lightheadedness and chest pain. However, capturing this level of detail required expanding the ontology which was found to be cognitively burdensome for labelers and was left out to be addressed in future work. Another challenge we encountered was confusion between temporal tags – (*Time of Onset* or *Duration*), or progression information (e.g. *Improving* or *Worsening*). The words used to describe these attributes were often used in casual conversation manner. In the early version of the ontologies, the temporal information was annotated for each task differently, such as *SymProp:Frequency* and *Med-Prop:Frequency*. This created confusion among the annotators. Subsequently, the temporal tags were defined uniformly across the tasks to the extent possible.

Another limitation of the annotation scheme is that they do not currently capture co-occurrence relationships between multiple entities although they might be clinically relevant. For example, “*nausea*” that a patient may experience along with “*abdominal pain*”. The annotations also do not capture cross-ontology relationships, such as when a medication could be an alleviating factor for symptom or condition. This could be facilitated by showing labels from previous tasks when labeling a new task.

Even after carefully preparing before launching any labeling task, the labelers encountered novel situations that were not considered while developing the ontologies and the guidelines. This led to further refinements of the tasks including changing or adding a new tag. As a result, the portions of the data had to re-labeled, which was expensive. Analysis of the existing labels were used to guide these decisions, such as ignoring tags that appeared too infrequently, focusing on tags where there was a high level of disagreement, and looking at the distribution of labeled text for each tag.

While written domain corpora such as *i2b2* and *n2c2* also face similar challenges, the difficulty of this task is compounded by targeting a comprehensive ontology and in-

formation being spread across multiple speaker turns with large variations in how medical concepts are described by patients in the conversation (Uzuner et al., 2011; Henry et al., 2019).

3.4. Distributions & Inter-labeler Agreements

The distribution of the occurrences of the labels in the corpus are reported in Figure 2. Among entities, the number of medications mentioned is the highest. There are more attributes of symptoms than other tasks. Not surprisingly, the number of mentions of conditions and their attributes are the least among the three concepts.

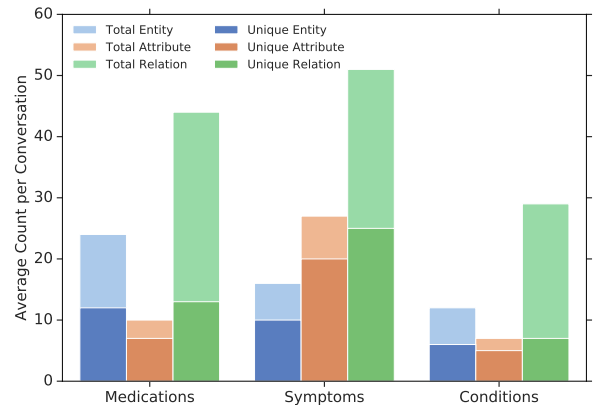


Figure 2: Numbers of labels and relations per conversation in three tasks. The unique counts are the number of unique occurrences accounting for the same highlighted span of text.

Clinical concepts vary in complexity considerably and in order to gauge the difficulty of the task and the quality of the labels, we estimated the inter-labeler agreements for the different tasks. The inter-labeler agreement was computed in terms of Cohen’s kappa over the dev set of 500 conversations using three labelers per conversation. For scoring, we used a strict notion of a match that required both the label and the text content to be identical. In the Figure 3, we can see the inter-labeler agreements are higher for entities compared to attributes or relations. Among the three tasks, the medication achieves the highest inter-labeler agreement, followed by conditions and then symptoms.

The analysis of the inter-labeler agreement helped us identify poor labels and in certain cases modifying the names of the labels to be descriptive helped improve consistency. For example, replacing *Response* with *Improving/Worsening/Unchanged* was found to be useful.

4. The Span-Attribute Tagging Model

One of the challenges for model development in this task is the limited amount of training data. To use the data efficiently, we developed the Span-Attribute Tagging (SAT) model which performs inference in a hierarchical manner by identifying the clinically relevant span using a BIO scheme and classifying the spans into specific labels (Du et al., 2019a). The span is represented using the latent representation from a bidirectional encoder, and as such has the capacity to capture the relevant context information. This

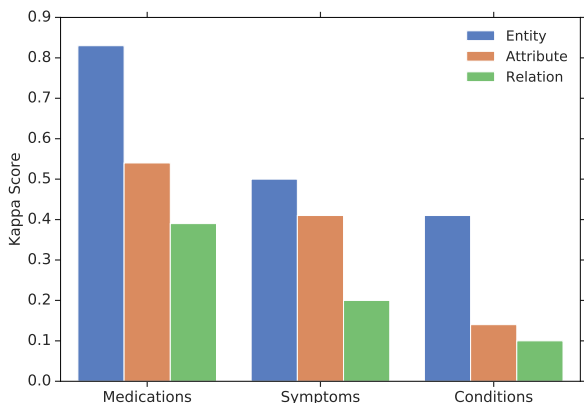


Figure 3: The inter-labeler agreement for entities, attributes, relations across three tasks.

latent contextual representation is used to infer the entity label and the status of the symptom as experienced or not. This is a trainable mechanism to infer status in contrast to *ad hoc* methods applied in negation tasks in previous work in clinical domain (Huang and Lowe, 2007).

For extracting relations, we extended it to Relation-SAT model which uses a two stage process: in the first stage the candidate entities are stored in a memory buffer along with its latent contextual representation and in the second stage a classifier tests whether the candidate attributes are related to the entries in the memory buffer (Du et al., 2019b). In both cases the models are trained end-to-end using a weighted sum of the losses corresponding to each inferred quantity.

5. Performance Evaluations

5.1. Voted Reference

For a robust evaluation of the models, we created a single “voted” reference from the 3-way labels mentioned in Section 3.4..

Directly applying a standard voting algorithm is not particularly useful in improving the reference. Consider the BIO labels from three labelers, shown in Table 6, for the phrase “*The pain medicine*”. While all 3 labelers agree that a part of the phrase should be labeled, they have chosen different spans. A direct voting on the BIO annotations results in assigning “O” to the first token, and randomly choosing the second and third tokens.

	<i>The</i>	<i>pain</i>	<i>medication</i>
Labeler #1	Drug _B	Drug _I	O
Labeler #2	O	Drug _B	Drug _I
Labeler #3	O	O	Drug _B

Table 6: An example to illustrate the “voting” algorithm.

We address this issue using a Markov chain, which assigns the task tags separately from the BIO notation. For each time point t , let $Y^1(t)$ denote the tag assigned (e.g. *Drug*, *Frequency*, etc.) and $Y^2(t)$ denote the corresponding BIO notation (e.g. B, I, O). Each token can be represented by the tuple $(Y^1(t), Y^2(t))$. We explicitly define the state at each t as $Y^1(t-1)$ (with $Y^1(-1)$ defined as the empty

set) and determine $Y^2(t)$ by picking the tags that maximize $P(Y^2(t)|Y^1(t), Y^1(t-1))$, where the probabilities are estimated empirically from the data. Applying this to the example above results in the annotation (O), (*Drug*, B), and (*Drug*, I), which is a more reasonable outcome than the naive voting method.

5.2. Relaxed F-score

The annotators themselves are not always consistent in the span of text they label. E.g., “*pain medication*” vs. “*the pain medication*”. To allow a certain degree of tolerance in the extracted span, the model performance was evaluated using a weighted F-score.

Let $Y_i(t)$ denote the parsed ground truth labels such that i corresponds to the label index and t corresponds to the token index within the sentence. We define $R_i = 1/|Y_i| \sum_{Y_i} I(Y_i(t) = \hat{Y}^1(t))$ to represent the label specific recall score for label i , where $\hat{Y}^1(t)$ represents the model predicted tag for time point t . The overall recall is estimated as $R = 1/n \sum_{i=1}^n R_i$ where n represents the total number of ground truth labels. Similarly, label specific precision is estimated as $P_j = 1/|\hat{Y}_j| \sum_{\hat{Y}_j} I(\hat{Y}_j(t) = Y^1(t))$, where \hat{Y}_j represents the j th constructed label predicted by the model, and the overall precision is estimated as $P = 1/m \sum_{j=1}^m P_j$, where m represents the total number of predicted labels. The F1 score is subsequently calculated using the standard formula $2 * P * R / (P + R)$. Note that updating the label specific recall and precision scores to be the cumulative product (rather than the average) results in the well known strict scores (as they then enforce that the entire span to match, rather than just a subset of the span).

5.3. Model Performance Analysis

The performance of the SAT model on the three tasks are reported in Table 7. Because the Symptoms task involved a closed set of target classes for the entities, we evaluate performance by computing metrics at the conversation level ignoring the duplicates (e.g., symptoms repeated with the same status). The attributes were modeled using a common separate model.

Performance F1 (Precision, Recall)		
	Entities	Entities+Status
Symptoms	0.72 (0.78, 0.66)	0.60 (0.65, 0.56)
Conditions	0.57 (0.61, 0.54)	0.52 (0.56, 0.49)
Medications	0.90 (0.94, 0.87)	—

Table 7: The performance of the SAT model for entities in the Symptoms, the Conditions, and the Medications tasks.

5.4. Manual Error Categorization

The key aim of manual error analysis is to supplement automatic evaluation of model performance by providing greater insight into the types of errors made by the model, the clinical relevance of the model errors, and plausible reasons why an error may have occurred. This analysis also allowed us to tease apart errors easily fixed in future model iterations with those that will be more difficult to correct.

Based on expected model output and anomalies in our dataset, we defined two major categories – *ErrorCause* and *ErrorImpact*. The raters were asked to utilize the context to provide their best guess on why the model might have caused the error. If they were uncertain, they could mark the cause as unknown. Likewise, the *ErrorImpact* assesses the relevance the error would have if the extracted information were populated into a clinical note. To mark an error as ‘*relevant*’, the scribe was asked to judge whether the error would actually go into the medical note. For each type of error – Deletion, Insertion, and Substitution – we asked the raters to attach the labels associated with *ErrorCause* and *ErrorImpact*. The subcategories associated with these two major categories are listed in Table 8. The list includes cases such as model being correct, the inferred span being incorrect, the failure of the model to use the contextual cues, errors that are associated with needing additional medical knowledge not evident from the context, and attributes that may not be related to any relevant entities.

Category	Subcategory
<i>ErrorCause</i>	Agree with model
	Incorrect span
	Ambiguous tag
	Irrelevant attribute
	Fail to use context
	Need clinical expertise
	Break in conversation flow
	Clinically equivalent
	No clear reason
<i>ClinicalRelevance</i>	Relevant
	Not relevant
	N/A

Table 8: Categories and subcategories of the model errors.

The errors were categorized by a group of about 10 medically trained raters, including physicians, physician assistants and professional medical scribes. Raters were trained through self review of guidelines, live instruction with guided annotation, and practice conversations. Results of the practice conversations were compared to a conversation that had been evaluated and adjudicated by a group of three individuals who had created the task guidelines. Raters were provided a side by side view of their submission compared to the adjudicated conversation. Those that showed major deviation from the adjudicated conversation were given additional guidance by task managers.

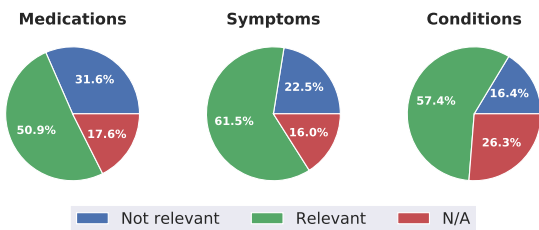


Figure 4: Proportion of errors relevant to the clinical note.

Among the errors committed by the model, about 17-32%

of the errors do not impact the clinical note, as shown in Figure 4.

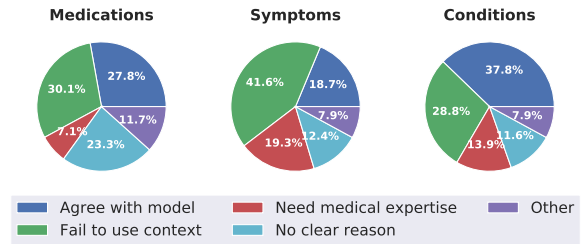


Figure 5: Proportion of errors attributed to causes.

Human raters found that the prediction from the models were correct in about 19-38% of the cases and that the errors were associated with the labels in the reference, as shown in Figure 5.

In analyzing the cases where the rater agreed with the model, we noticed that (despite using the voted reference labels) label quality issues still remained. Specifically, there was a noticeable amount of occurrences where the annotator missed or mis-labeled the documents. Taken together, the output of our model is significantly more useful in generating the clinical note than what is reflected in the F-score.

Among the other errors, in about 29-42% of the cases, the model did not take the context into account as much as humans do. For example, a patient might be describing the medication adherence as described in the example below. A human would understand that the doctor is referring to another medication that the patient is on. However, the model fails to capture this.

DR: Let’s talk about your medications. How much of the Levemir are you using now?
 PT: 60 units.
 DR: And the other one?

About 7-19% of the errors relate to needing medical expertise beyond what is known from the context. In the example given below, the patient’s description of their symptom (“*hard to breathe*”) would be labeled as *Respiratory:Orthopnea*. However, the model picks *Respiratory:Shortness of Breath* which would be a reasonable choice but not sufficiently specific given the context (“*when I’m lying down*”) and the medical knowledge relating to it. Future model improvements need to focus correcting these

PT: It’s really hard to breathe. It’s particularly hard when I’m lying down in bed.

two categories of errors.

6. Turn Detection Model

Our empirical results show that the model that we developed performs poorly on attributes compared to entities. One possible explanation is that unlike entities, the span boundaries of attributes may be less distinct in a conversation. We investigated this by relaxing the model requirements, from identifying the span of words to detecting

speaker turns containing the attributes, which happens to be similar to other previous work (Finley et al., 2018b; Lacson et al., 2006; Park et al., 2019).

The turn detection model we investigated consists of an encoder, similar to the SAT model, which is followed by an attention layer and a multi-label softmax. The output predicts the probability of the occurrence of the attribute in the given input turn.

In the experiment, six attributes were selected as the target classes: *Frequency*, *Duration*, *Location*, *Severity*, *Alleviating Factor*, and *Provoking Factor*. These attributes were selected based on higher frequency and inter-rater agreements. Also, the model was trained and evaluated on the labels merged across all three ontologies as well as for each ontology. The model performance is reported as the F1 score, precision, recall along with our SAT model in Figure 6.

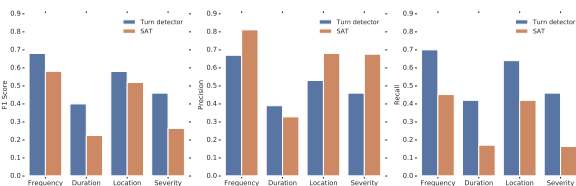


Figure 6: Comparison of performances on attributes.

The result shows that the turn-based detection approach achieves better recall (but lower precision) compared to our tagging-based SAT model. The trade-off shows that when the nature of the tags does not have distinct span boundaries, modeling them at the turn-level results in better performance, especially in the situation when recall is more crucial. Note, the turn detection model was trained by treating each speaker turn as an independent input. Clearly, this can be improved further by encoding the whole conversation and predicting the class labels for each turn, which should also improve the per task attribute score.

One potential application of the turn-based model is to assist the human annotation process. For example, the model predictions can be used to pre-select a set of turns that have high probability of containing targeted tags in order to help the annotators narrow down the scope to search. Or the model predictions can be used to compare against the annotators result to help capture potential tags the annotator missed. Based on our initial experiments, a combination of the above methods can improve the efficiency and quality of the human annotations. As aforementioned, such mechanism to improve labeling efficiency should not be applied to evaluation data to avoid introducing bias in performance measurement.

7. Discussion

To our knowledge this is the first systematic effort in extracting relevant information from provider-patient conversations with the aim of populating a clinical note. The informal nature of the conversation poses considerable challenges in extending standard methods of annotating a corpus, as described in Section 2..

The complexity of extracting the relevant clinical concepts from conversational speech is considerably higher than in

the written domain. For example, in a comparable work, a standard CRF model was able to achieve an F-score of 0.9 in written clinical documents (Patel et al., 2018), whereas a simple CRF model performs poorly on our task (Du et al., 2019a). Similarly, while developing annotation guidelines, several examples presented considerable challenge in deciding how best to annotate them, a reflection of the difficulty of the task for humans and models.

One might argue that entities such as medication can be extracted by *ad hoc* approaches such as relying on dictionaries and regular expressions, as in (Finley et al., 2018b). However, such an approach would not generalize to common place references to medications such as “*the shot*” which in certain context may refer to insulin shot and in others may not be clinically relevant. In contrast, our approach generalizes to rare occurrences of the long-tailed distribution of medications. For example, our annotators captured 8,613 unique spans of medications in the documents reviewed.

Automatic methods to assist labelers proved to be useful. The labeling throughput can be further improved using the output of previously trained models, especially for entities and attributes where the model performance is sufficiently high. For example, the medications entities, the symptoms entities, the locations and the frequencies.

Results from our manual error categorization indicate that there is room for improving the annotations further. An example that we have successfully tested is implementing a quality assurance stage where randomly sampled conversations are reviewed by senior labelers and corrected prior to being submitted for modeling. Additionally, the conversations could be down-weighted in cases where the manual annotations are substantially different from cross-validated model predictions (Wang et al., 2019).

Another promising direction to improve the extraction of clinically relevant concepts would be to combine the SAT model and the turn detection model since they have complementary precision and recall trade-offs.

8. Conclusions

This paper describes a novel task for extracting clinical concepts from provider-patient conversations. We describe in detail the ontologies and the annotation guidelines for developing a corpus. Using this corpus, we trained a state-of-the-art Span-Attribute Tagging (SAT) model and report results that highlight the relative difficulties of the different tasks. Further through human error analyses of the errors, we provide insights into the weakness of the current models and opportunities to improve it. Our experiments and analyses demonstrate that several entities such as medications, symptoms, conditions and certain attributes can be extracted with sufficiently high accuracy to support practical applications and we hope our results will spur further research on this important topic.

9. Acknowledgements

This work would not have been possible without the support and help from a number of people, including Kyle Scholz, Nina Gonzalez, Chris Co, Mayank Mohta, Zoe Kendall, Roberto Santana, Philip Chung, Diana Jaunzeikare, and I-Ching Lee.

References

- Arndt, B. G., Beasley, J. W., Watkinson, M. D., Temte, J. L., Tuan, W.-J., Sinsky, C. A., and Gilchrist, V. J. (2017). Tethered to the EHR: primary care physician workload assessment using EHR event log data and time-motion observations. *The Annals of Family Medicine*, 15(5):419–426.
- Azab, M., Dadian, S., Nastase, V., An, L., and Mihalcea, R. (2019). Towards extracting medical family history from natural language interactions: A new dataset and baselines. In *Proc. EMNLP-IJCNLP*, pages 1255–1260.
- Blog, G. (2012). <https://googleblog.blogspot.com/2012/05/introducing-knowledge-graph-things-not.html>.
- Du, N., Chen, K., Kannan, A., Tran, L., Chen, Y., and Shafran, I. (2019a). Extracting symptoms and their status from clinical conversations. In *Proc. ACL*, pages 915–925, Florence, Italy, July. Association for Computational Linguistics.
- Du, N., Wang, M., Tran, L., Li, G., and Shafran, I. (2019b). Learning to infer entities, properties and their relations from clinical conversations. In *Proc. EMNLP-IJCNLP*, pages 4980–4991, Hong Kong, China, November. Association for Computational Linguistics.
- Finley, G., Edwards, E., Robinson, A., Brenndoerfer, M., Sadoughi, N., Fone, J., Axtmann, N., Miller, M., and Suendermann-Oeft, D. (2018a). An automated medical scribe for documenting clinical encounters. In *Proc. NAACL Demonstrations*, pages 11–15, New Orleans, Louisiana, June. Association for Computational Linguistics.
- Finley, G., Salloum, W., Sadoughi, N., Edwards, E., Robinson, A., Axtmann, N., Brenndoerfer, M., Miller, M., and Suendermann-Oeft, D. (2018b). From dictations to clinical reports using machine translation. In *Proc. NAACL/HLT*, pages 121–128, New Orleans - Louisiana, June. Association for Computational Linguistics.
- Happe, A., Pouliquen, B., Burgun, A., Cuggia, M., and Beux, P. L. (2003). Automatic concept extraction from spoken medical reports. *I. J. Medical Informatics*, 70(2-3):255–263.
- Henry, S., Buchan, K., Filannino, M., Stubbs, A., and Uzuner, Ö. (2019). 2018 n2c2 shared task on adverse drug events and medication extraction in electronic health records. *Journal of the American Medical Informatics Association*.
- HHS.gov. (2017). Cms evaluation and management service documentation guidelines. <https://www.cms.gov/Outreach-and-Education/Medicare-Learning-Network-MLN/MLNProducts/Downloads/eval-mgmt-serv-guide-ICN006764.pdf>. Accessed: 2019-11-26.
- Huang, Y. and Lowe, H. J. (2007). A Novel Hybrid Approach to Automated Negation Detection in Clinical Radiology Reports. *Journal of the American Medical Informatics Association*, 14(3):304–311, 05.
- Lacson, R. C., Barzilay, R., and Long, W. J. (2006). Automatic analysis of medical dialogue in the home hemodialysis domain: Structure induction and summarization. *Journal of biomedical informatics*, 39(5):541–555.
- Liu, Z., Lim, H., Suhaimi, N. F. A., Tong, S. C., Ong, S., Ng, A., Lee, S., Macdonald, M. R., Ramasamy, S., Krishnaswamy, P., Chow, W. L., and Chen, N. F. (2019). Fast prototyping a dialogue comprehension system for nurse-patient conversations on symptom monitoring. In *Proc. NAACL (Industry Papers)*, pages 24–31, Minneapolis, Minnesota, June. Association for Computational Linguistics.
- Park, J., Kotzias, D., Kuo, P., Logan IV, R. L., Merced, K., Singh, S., Tanana, M., Karra Taniskidou, E., Lafata, J. E., Atkins, D. C., et al. (2019). Detecting conversation topics in primary care office visits from transcripts of patient-provider interactions. *Journal of the American Medical Informatics Association*, 26(12):1493–1504.
- Patel, P., Davey, D., Panchal, V., and Pathak, P. (2018). Annotation of a large clinical entity corpus. In *Proc. EMNLP*, pages 2033–2042, Brussels, Belgium, October–November. Association for Computational Linguistics.
- Quiroz, J. C., Laranjo, L., Kocaballi, A. B., Berkovsky, S., Rezadegan, D., and Coiera, E. (2019). Challenges of developing a digital scribe to reduce clinical documentation burden. *Nature Partner Journals Digital Medicine*, 2.
- Shafey, L. E., Soltau, H., and Shafran, I. (2019). Joint speech recognition and speaker diarization via sequence transduction. In *Proceedings of Interspeech*, volume abs/1907.05337, Graz, Austria, September.
- Sun, W., Rumshisky, A., and Uzuner, Ö. (2013). Evaluating temporal relations in clinical text: 2012 i2b2 Challenge. *Journal of the American Medical Informatics Association*, 20(5):806–813, September.
- Sutton, C. and McCallum, A. (2011). An introduction to conditional random fields. *Foundations and Trends® in Machine Learning*, 4(4):267–373.
- Uzuner, Ö., Solti, I., and Cadag, E. (2010). Extracting medication information from clinical text. *Journal of the American Medical Informatics Association*, 17(5):514–518, September.
- Uzuner, Ö., South, B. R., Shen, S., and DuVall, S. L. (2011). 2010 i2b2/VA challenge on concepts, assertions, and relations in clinical text. *Journal of the American Medical Informatics Association*, 18(5):552–556.
- Uzuner, Ö., Bodnari, A., Shen, S., Forbush, T., Pestian, J., and South, B. R. (2012). Evaluating the state of the art in coreference resolution for electronic medical records. *Journal of the American Medical Informatics Association*, 19(5):786–791, September.
- Wachter, R. and Goldsmith, J. (2018). To combat physician burnout and improve care, fix the electronic health record. *Harvard Business Review*, March.
- Wang, Z., Shang, J., Liu, L., Lu, L., Liu, J., and Han, J. (2019). Crossweigh: Training named entity tagger from imperfect annotations. In *Proc. EMNLP-IJCNLP*, pages 5153–5162, Hong Kong, China, November. Association for Computational Linguistics.
- Xu, R. (2018). The burnout crisis in American medicine. *The Atlantic*, May.

Supplementary Materials

The Labeling Guidelines for the Scribe Tasks

Goal	3
The Medications Task	4
The Symptoms Task	29
The Conditions Task	35
The Treatment Task	45
The Diagnostics Task	51
The Providers Task	58
The Social History Task	65

Important Definitions

Entity: A medical concept that usually answers the question “what”

Attribute: A descriptor that usually answers “when, where, why, how, how much, how long”

Ontology: A collection of entity and attribute tags.

Task: A transcript labeling initiative focused on capturing specific information.

Lens: The focus around which a task is framed around.

Guidelines (Manual): Instructions for how to label the conversation for a given task or tasks.

Span (Highlight): The text that is captured in a highlight. Sometimes referred to as “highlight”.

Tag (Label): The medical terminology used to annotate a conversation.

Group: The coupling of at least 1 entity span and another entity span OR 1 entity span and 1 (or more) attribute spans.

Frame: The merging of multiple groups, that is organized by the coupling of entity spans.

Utterances (Lines): A single audio sample from a speaker.

Workspace: Task specific labeling tool that contains conversation transcripts + audio.

Goal

The goal of each labeling task is to **identify concepts that are clinically relevant and useful to construct a medical note**. This goal is achieved by **highlighting spans of text in the transcript, using the provided ontology(ies)**. For example, in the Conditions task, the goal is to identify conditions, by highlighting and tagging all mentions, regardless of who mentions them or to whom they belong; additionally, the goal is to further define the conditions by utilizing the descriptor (attribute) tags. Our labeled data is exported to the modeling team to train the model to identify concepts defined by our ontology, therefore labelers must apply

tags as intended to avoid confusing the model. **The combination of tags and associated spans of text must be logical and must be true to the story (medical encounter).**

Ontology

For each task there may be 1 or more ontologies. For a given labeling task, we are only interested in capturing the information in the provided ontology(ies).

The ontology is a collection of labels (or tags) which are identifiers for highlighted spans of text. When a span is highlighted, **the tag that defines that span is applied.** The highlighted span is how the tag or medical terminology may “appear” in a conversation. The tag Sym:GI:Abdominal pain might get assigned to “tummy hurts”, because “tummy hurts” is translated from layman’s speak to clinical terminology as abdominal pain. “Tummy hurts” does not get labeled with Sym:GI:Diarrhea, because those are two different symptoms.

The ontologies are **made up of 2 types of tags - entities and attributes.** Every time a particular entity of interest is mentioned in a transcript, that entity must be captured. For example, if the entity is apple, and you are reading a transcript about the fall harvest; every time a variety of apple is mentioned it must be highlighted and given the appropriate tag. However, if there were mention of a peach, this should not be highlighted with its appropriate tag, and certainly not given the “apple” tag.

Applying the Right Label

When can a labeler reasonably apply a specific label?

- A specific label can **ONLY** be applied if the definitions of the highlighted span and tag are 1:1. If the highlighted span could mean 1 or more things, 1 or more tags should be applied (see [below](#)).

When should a labeler choose a more general label?

- A labeler should choose a more general label, like Condition:Other if the other label choices (Condition:Patient, Condition:Family Hx (Hereditary)) do not apply.

When should a labeler not highlight?

- A labeler **should not** highlight concepts not targeted by the task ontology. Concepts targeted by an ontology are always the entities (*every single mention*) and any **relevant** attributes. To be considered relevant to the labeling task, attributes must be discussed as they relate to modifying an entity; every mention does not warrant a highlight.
- If the entity concept is being used as a modifier. For example, “a-fib” by itself is a condition, but “a-fib medication” is a medication. Another common example, “I am stressed” implies the patient is experiencing the psychological symptom of stress, but “I had a stress test” is **not** in reference to the actual psychological symptom.

Processes

Labeling/Grouping Workflow

- General Labeling Approach

- Scan the transcript until you find medical concepts.
- Ask yourself: Is this concept applicable to the task at hand?
 - If your answer is yes, then highlight said information and assign the appropriate label.

- Detailed Labeling Approach

- **Step 1: Identify and Highlight the Entity**
- **Step 2: Apply the Appropriate Status Label**
- **Step 3: Identify and Highlight Attributes**
- **Step 4: Reread the Conversation and Group Synonymous Entities With Related Attributes**

- Detailed Grouping and Framing Rules

- **Frames and Groups are anchored around one primary entity label. They should include all attributes related to that entity.**
 - Only entities of the **same entity label and status label** can be grouped together.
- **At the entity level, keep all synonyms used to reference the same entity in an individual group.**
 - For example, in Diagnostics Task, if the doctor and patient discuss “blood sugar readings”, “fingerstick”, and “blood glucose” (all done at home), these are all considered synonyms (they’re talking about the exact same test, just in different words).
 - Your group should include all entity mentions (and each synonym should have the same entity label for all 3 of these mentions of blood sugar monitoring).
 - If the same entity is discussed across the entire conversation, you should either create one large group to capture all entity synonyms with the same status/related attributes, or overlap each smaller group with at least one prior entity synonym mention.
 - This will ensure all related entities/attributes end up together in a frame. See [these slides](#) for graphical representation of this concept.
 - **IMPORTANT:** Sometimes the same text (e.g., blood glucose) should not be considered a synonym. This happens when it’s being referred to in different contexts.
 - For example, in Diagnostics Task a discussion of blood glucose taken in the clinic would not be grouped with discussion of blood

glucose that was taken at home. Likewise, blood glucose already taken should not be grouped with blood glucose pending.

- **The same Attribute can be grouped multiple times to different Entities.**
 - It is possible for an attribute to describe more than one entity.
 - For example, if a patient says that they “have an upcoming mammogram and pap smear tomorrow,” then “tomorrow” belongs in both mammogram and pap smear groups.
 - **Reminder:** Entities containing 2 **different** statuses are **NOT** permitted in the same frame; frames must contain **ONLY** entities with matching entity and status tags.
 - For highlighting and grouping tips & tricks, [see here](#).
 - **Note:** Base your label off of the text, not the audio. Some words may be written incorrectly in the text transcript. When this happens, base your label off of the written text, not what was said in the audio. In other words, if you hear “blood test”, but “mud set” is transcribed, **do not** label this as you’ve heard it (you can document such discrepancies [here](#)).
-

The Medications Task

Medication Entities

The focus of this task is to capture every mention of medications and group them with any additional related attributes. You **should not** capture every mention of attributes, only those that are mentioned in relation to the medication. This model utilizes the **entire encounter** for context, so no need to consider “local context” when labeling and grouping.

Every label in this ontology should **capture a single concept**. Spans of text should be uniquely labeled (no overlapping highlights). Not all concepts have labels. The labels provided indicate the ones we are interested in.

A specific **priority rank** is given for each label. In the tool, the **labels are organized by priority** from highest to lowest (top-down). **In conflicts, choose the higher ranked label.**

Medication Entity Labels + Applications

Meds	Drug	All drug concepts. This includes prescribed drugs, vaccines, over the counter (OTC) drugs, and therapeutic hormones that are approved by a regulatory body (e.g., FDA, EMA, etc.).
------	------	--

		<p><u>Examples:</u> “Glucophage”, “metformin”, “flu shot”, “diabetes medication”, “big white oval pill”, “medication”, “pill for diabetes”, “blood pressure medicine”</p> <p>Do not highlight pronouns such as “it”, “this”, “that”, “these”, “those”</p> <p>Priority:100</p>
Meds	Non-Drug/Supplement	<p>All non-drug concepts and supplements. These are chemical or biological substances being used with the intent for treatment, but are not typically considered drugs. If these substances are mentioned outside of the context of using it as a treatment, do not highlight.</p> <p><u>Examples:</u> “Supplemental oxygen,” “Activia”, “Probiotic”, “yogurt”, “Emergen-C”, “parfait”, “cranberry juice”, “B12”, “fish oil”, “folate”, “vitamins”</p> <p>Priority:95</p>
Meds	All Meds	<p>General reference to all medications taken by the patient or discussed. Used as an entity when the doctor asks about refills in general.</p> <p><u>Examples:</u> “all my meds”, “everything”, “all of them”</p> <p>When it is not clear that the mention is referring to all the medications that the patient is taking or it is referring to some medications that the patient is taking, use Meds:Drug.</p> <p>PT: “Can I get refills for everything?” DR: “Sure.”</p> <ul style="list-style-type: none"> • “get refills” = MedsEvent:Continue • “everything” = Meds:All Meds <p>Priority:80</p>

Medication Attributes

We are not focused on capturing and labeling every attribute mentioned. These labels are to be used solely for relevant mentions of medication attributes **as it pertains to the patient’s experience or physician’s intent**. Therefore we only want to capture attributes that accurately reflect the true dosing, frequency, status, events, etc. of an entity.

Medication Status Labels + Applications

Affirmation of whether or not the patient is taking or not taking the medication. Answers: Is the medication actually being used?

MedsStatus	Taking, Current/Past	<p>Use this label if the patient affirms taking a medication.</p> <p>Highlight the evidence that a patient is taking medication (If they respond “Yeah.” to “Are you taking...”, just highlight the response, “yeah”, instead of “taking”).</p> <p>If there’s not a question, just a statement that the patient is taking something, you can highlight the verb “taking.”</p> <p>Do not use this for hypothetical situations. For example: PT: “Only if I take ibuprofen I might get an upset stomach.”</p> <ul style="list-style-type: none"> • “Take” = no label <p>Do not use to capture administration of vaccines/immunizations (only MedEvent tags should be applied to these entities).</p> <p>Do not use for clarifications on attributes of the medication unless it reaffirms the true status of the medication, as well.</p> <p><u>Example:</u> DR: “Are you taking metformin?” PT: “Yes.” DR: “Are you taking the 500 mg?” PT: “No, I’m not taking 500 mg anymore, I am taking 1000 mg.”</p> <ul style="list-style-type: none"> • “metformin” = Meds:Drug • “Yes” = MedsStatus: Taking, Current • “No” = no label • “not taking” = no label • “taking” = MedsStatus: Taking, Current • “1000 mg” = MedsProp:Dose <p><u>Example:</u> DR: “So Med B... still taking it regularly I see.” PT: “Yeah that’s right.”</p> <ul style="list-style-type: none"> • “Med B” = Meds:Drug
------------	-------------------------	---

- “regularly” = MedsProp:Frequency
- “Yeah” = MedsStatus:Taking, Current

Example:

PT: “At our last visit I **was still taking Med A.**”

- “Med A” = Meds:Drug
- “was still taking” = MedsStatus:Taking, Past
 - This sentence references the past (“In our last visit”) and thus we should determine the status (“was still taking”) of Med A relative to the past encounter rather than the current encounter.

Example:

DR: “Last week, you were taking the **Bactrim?**”

PT: “**Yes.**”

- “Bactrim” = Meds:Drug
- “Yes” = MedsStatus: Taking, Past

As long as the patient is/was taking the medication, you can use this label for the following situations:

- Patient is fully adherent.
- Patient is partially adherent*.
- Patient is taking PRN (as needed) medication.
- Patient is taking OTC medication that is not explicitly prescribed.

***Partial adherence** includes medications not taken up to **two weeks**. If a patient stops taking their medication (forgets to pick up Rx, has meds stolen, etc) but still intends to take medication this should be labeled as MedsStatus:Taking, Current. If the lapse in medication is two weeks or greater this is considered MedsStatus:Not Taking, Current. See Example:

DR: “So you just stopped taking your **Lisinopril?**”

PT: “No. I just went on a three-day cruise and forgot the bottle. I started **taking** it again yesterday.”

- “Lisinopril” = Meds:Drug
- “taking” = MedsStatus: Taking, Current

Priority: 65

MedsStatus	Not Taking, Current/Past	<p>Use this label if the patient affirms that they are not taking a medication.</p> <p>Highlight the evidence that the patient is not taking the medication (so if they say “Yeah.” to “You’re not taking it, right?”, just highlight the response, “Yeah.”, instead of “not taking”).</p> <p>If there’s not a question, just a statement that the patient is not taking something, you can highlight “not taking”.</p> <p><u>Example:</u> DR: “Just to check, are you taking Med B?” PT: “No, I’m not.”</p> <ul style="list-style-type: none"> ● “Med B” = Meds:Drug ● “No” = MedsStatus:Not Taking, Current <p>This label should be used for every instance that the patient not taking a medication is mentioned, including:</p> <ul style="list-style-type: none"> ● Patient was never prescribed the medication and thus is not taking it. ● Patient stopped medication on their own volition (a.k.a. not adherent). This can be true if the patient never started or stopped early and thus is not taking relative to the time point.** ● Patient finished the course of medication and stopped medication. <p>**Not taking is reserved for any lapse in medication that is 2 weeks or greater. If the patient forgets to take their medication for a few days this is still considered “taking.” See Example:</p> <p>DR: “You aren’t taking the Wellbutrin then?” PT: “No, it’s just that I’m in a shelter right now and all my pills got stolen last month and I haven’t had a chance to come in to get a new prescription.”</p> <ul style="list-style-type: none"> ● “aren’t taking” = MedsStatus:Not Taking, Current ● “Wellbutrin” = Meds:Drug <p>Priority: 65</p>
------------	--------------------------	---

Medication Property Labels + Applications

Applied to inherent properties of the medication. Answers questions: *When? Where? How? How much?*

MedsProp	Dose	<p>Dosage is the amount or size of the drug taken at a single time point or the amount or size of the individual dose (see below example 1). Include both numeric value + units if provided (e.g. 30 mg, 10 units). Dosage can also be a descriptive quantity (e.g., “very big”, “almost nothing”, “low”).</p> <p><u>Examples:</u> “500mg”, “small amount”, “just a little”, “dose is like nothing”, “0.1%” (ophthalmic solution), “Extra Strength” DR: “How many mg of metformin are you on?” PT: “I’m taking 500.”</p> <ul style="list-style-type: none"> ● Mg = MedsProp:Dose ● Metformin = Meds:Drug ● “Taking” = MedsStatus:Taking, Current ● “500” = MedsProp:Dose <p><u>Takeaway:</u> You may occasionally encounter dosages in which the units and dosage amounts appear on separate lines. When this occurs, label both the unit type and numeric value separately as MedsProp:Dose.</p> <p><u>Of note:</u> For this task, we only want to highlight and label the medication doses that the patient is actually taking.</p> <p>Priority: 100</p>
MedsProp	Frequency	<p>Frequency is the interval timing that defines the rate of medication delivery per unit time (i.e., “When?”). It conceptually maps to QD, BID, TID, QID, Q#H, QHS, PRN, etc.</p> <p><u>Examples:</u> “Once a day”, “every four hours”, “every other day”, “every morning”, “nighttime when you sleep”, “breakfast, lunch, and dinner”, “every Sunday”, “a day”</p>

		<p><u>Of note:</u> For this task, we only want to highlight and label the frequency that describes how the patient is actually taking the medication.</p> <p>Priority: 100</p>
MedsProp:	Quantity	<p>Quantity is the count of units of a predefined dosage (i.e., “how many?”) for an individual medication. Include both numeric value + units (e.g. “half a tablet”). Quantity can also be a descriptive quantity (e.g. “I have [tons] left”).</p> <p><u>Examples:</u> “10 pills”, “ten”, “just a little” “one bottle”, “four pumps”, “1 syringe”</p> <p>DR: “I’m going to write you for a 3-month supply and you just take 2 pills once a day.”</p> <ul style="list-style-type: none"> • “3-month supply” = MedsProp:Quantity • “2 pills” = MedsProp:Quantity • “Once a day” = MedsProp:Frequency <p><u>Takeaway:</u> “supply” indicates a total amount/quantity of medication. If the DR said “I am going to write you for 3 months.” then we would label “3 months” as duration.</p> <p><u>Of note:</u> If a patient notes he/she has “run out” of a medication, this should not be labeled as a quantity, as it indicates an action instead of a noun.</p> <p>Quantity should not be used to capture the number of different medications (e.g. I’m on “2” blood pressure medicines).</p> <p>Priority: 90</p>
MedsProp:	Duration	<p>Duration is the total length of time across which all doses of medication are delivered (i.e., “How long?”). This could correlate to the total time that the patient has been taking the medication, the length of time that the doctor wants the patient to take a medication, or the length of time indicated on the prescription.</p> <p><u>Examples:</u> “Two weeks” total, for “three months”, “years and years”, “4 cycles” of</p>

		<p>chemotherapy, “about a month”, “a month’s worth”</p> <p>DR: “So let’s see...you were started on the antibiotics uh how long ago?” PT: “It’s been 10 days, but my symptoms haven’t resolved. DR: OK, so I am going to write you for another 5 days and that should clear it up.”</p> <ul style="list-style-type: none"> ● “Antibiotics” = Meds:Drug ● “10 days” = MedsProp:Duration ● “5 days” = MedsProp:Duration <p>Priority: 85</p>
MedsProp:	Mode	<p>Mode (A.K.A. Route of Administration) conceptually maps to PO, IV, SQ, PR, topical, buccal/sublingual, vaginal, ocular, etc. (i.e., “how?”).</p> <p><u>Examples</u>: “by mouth”, “subcutaneous”, “pill”, “patch”, “through the needle”</p> <p><u>Reminder</u>: When mode is paired with quantity (e.g. “10 pills”), the entire span should be captured as quantity and not split up into quantity + mode.</p> <p>DR: “And I’m going to give you the shot today.” PT: “Great.” DR: “Your Invega Sustenna shot.”</p> <ul style="list-style-type: none"> ● “give” = MedsEvent:Continue ● “the shot” = Meds:Drug <ul style="list-style-type: none"> ○ (for this “shot,” the highlight answers “What?” and is therefore better classified as an entity). ○ (when mode is used in place of the medication entity label the text as shown above, include the word “the” if stated). ● “Invega Sustenna” = Meds:Drug ● “shot” = MedsProp:Mode <ul style="list-style-type: none"> ○ (for this “shot”, the highlight answers “How?” and is therefore best classified as an attribute).

		Priority: 80
MedsProp:	Instructions for Use	<p>Only use for instructions not captured by Dose, Quantity, Frequency, Duration, or Mode, which would appear on the back of the box of a medication you buy at the pharmacy.</p> <p>This includes instructions to take medicine: “Take it with food”, “with your breakfast food”, “do not take this medication within 2 hours of eating dairy products” and location on body: “under your breasts”, “spread it on a hairless part of your skin.”</p> <p>Do not use this label for general instructions, education about the medication, medication mechanism of action, or other information that would not appear on the prescription label. Do not assume that instructing a patient to take a medication at meal time is synonymous with taking a medication with food. See Example 8.</p> <p>PT: “You told me to take it on a full stomach.”</p> <ul style="list-style-type: none"> “on a full stomach” = MedsProp:Instructions for Use <p>DR: “Don’t take this for more than 5 days in a row.”</p> <ul style="list-style-type: none"> “Don’t take this for more than 5 days in a row.” = MedsProp:Instructions for Use <p>Priority: 75</p>
MedsHighlight	Ambiguous	<p>Should be applied as a double tag to any highlighted span that could be given multiple labels. This should also be considered when you need to refer to the priority rankings in determining the appropriate tag.</p> <p><u>Example:</u> DR: “I’m going to give you the shot today.” PT: “Oh my Invega shot, ok yeah.”</p> <ul style="list-style-type: none"> “the shot”=Meds:Drug; MedsHighlight:Ambiguous

		<p>In the above example the first mention of shot could technically be made, but given the context and priority rankings we label it as Meds:Drug.</p> <p><u>Example:</u> DR: “Ok so you take the Lisinopril once a day. I’ll give you enough for 90 days.” PT: “Oh good, less visits to the pharmacy.”</p> <ul style="list-style-type: none"> • “90 days”=MedsProp:Quantity; MedsHighlight:Ambiguous <p>In the above example, 90 days could be considered MedsProp:Duration, but is more accurately defined as MedsProp:Quantity, which is also supported by higher priority ranking in the Medications Task V2 guidelines.</p>
--	--	--

Medication Relationship Labels + Applications

Applied to other medical entity concepts that have a relationship to the medication. Answers the questions: *Why? What can possibly happen? What caused the consequence?*

MedsRel:	Benefit Experienced	<p>Patient confirming benefit experienced from taking the medication.</p> <p>Highlighted text is often an entity from a different label class {Sym, Condition, Lab Value}.</p> <p>Highlight the actual entity that is being benefitted (e.g., headache, pain, high blood sugar), not the phrase that indicates that it’s being benefitted (e.g., don’t highlight “helps”, “controls”, etc.).</p> <p>DR: “So the ibuprofen helps your back pain?” PT: “Yes.”</p> <ul style="list-style-type: none"> • “back pain” = MedsRel:Benefit Experienced <p>Priority: 35</p>
MedsRel:	Benefit Not Experienced	<p>Patient confirms that a benefit is not experienced from taking the medication.</p>

		<p>Highlighted text is often an entity from a different label class {Sym, Condition, Lab Value}.</p> <p>Highlight the actual entity that is not being benefitted (e.g., headache, pain, high blood sugar), not the phrase that indicates that it's not being benefitted (e.g., don't highlight "doesn't help", "doesn't control", etc.).</p> <p>PT: "Metformin doesn't control my sugars."</p> <ul style="list-style-type: none"> ● "sugars" = MedsRel:Benefit Not Experienced <p>Priority: 35</p>
MedsRel:	Side Effect Experienced	<p>Patient confirms that a specific negative side effect is experienced from taking the medication. Theoretical side effects are not included. Highlighted span is often an entity from a different label class {Sym, Condition, Lab Value} and should not include the phrase that indicates the side effect.</p> <p><u>Example:</u> DR: "Tell me how you've been doing since you're off the Invokana?" PT: "I've had one low just being on the Amaryl."</p> <ul style="list-style-type: none"> ● "Invokana" = Meds:Drug ● "low" = MedsRel: Side Effect Experienced ● "Amaryl" = Meds:Drug <ul style="list-style-type: none"> ○ Group "low" to Amaryl <p><u>Example:</u> PT: "The birth control pill made me nauseated, but I never had a problem with the patch."</p> <ul style="list-style-type: none"> ● "birth control pill" = Meds:Drug ● "nauseated" = MedsRel:Side Effect Experienced ● "the patch" = Meds:Drug <ul style="list-style-type: none"> ○ We do not highlight "never had a problem" as MedsRel: Side Effect Not Experienced because it is not a specific entity (symptom, condition, lab value, etc.).

		<p><u>Example:</u> PT: “Aricept caused a lot of my balance issues. I always felt off-balanced, so I stopped taking it. It’s like something just doesn’t feel right.”</p> <ul style="list-style-type: none"> ● “Aricept” = Meds:Drug ● “balance issues” = MedsRel:Side Effect Experienced ● “off-balanced” = MedsRel:Side Effect Experienced <ul style="list-style-type: none"> ○ We do not highlight “something just doesn’t feel right” as MedsRel: Side Effect Experienced. Although this phrase may indicate a potential side effect, it is too vague to label. <p>Priority: 35</p>
MedsRel:	Side Effect Not Experienced	<p>Patient confirms that the negative side effect is not experienced from taking the medication.</p> <p>DR: “Does the pain med make you constipated?”</p> <p>PT: “No, I’ve never had a problem with it.”</p> <ul style="list-style-type: none"> ● “Pain med” = Meds:Drug ● “Constipated” = MedsRel:Side Effect Not Experienced <ul style="list-style-type: none"> ○ We do not highlight “never had a problem” as MedsRel: Side Effect Not Experienced because it is not a specific entity (symptom, condition, lab value, etc.) <p>Priority: 35</p>

MedsRel:	Indication	<p>Clinical reason medication is prescribed, typically corresponds to a theoretical clinical benefit, such as relief of a symptom or improvement of a lab value (e.g., blood sugar). Highlighted span is often an entity from different label class {Symptom, Condition, Diagnostic, Procedure, etc.}.</p> <p>Only use this for direct clinical benefits - do not label logistical benefits such as insurance, cost, ease of use; do not label mechanism of action, physiology, or other educational statements (e.g., “this med tells your pancreas to make more insulin.”).</p> <p>PT: “Why did you put me on Coumadin again?” DR: “Because you had a blood clot in your lung. Coumadin works by thinning your blood which helps try to prevent you having another one.”</p> <ul style="list-style-type: none"> ● “Coumadin” = Meds:Drug ● “blood clot in your lung” = MedsRel:Indication <ul style="list-style-type: none"> ○ We do not HL “thinning your blood” because in this context, the doctor is explaining how the medicine works. <p>Priority: 30</p>
----------	------------	--

Medication Event Labels + Applications

Verb phrase describing a **medication change** that was **initiated by the provider**. Answers the question: *What does the provider want to happen to the medication entity and its attributes?*

- **Grammar Reminder:** A verb is the word that indicates the action. A verb phrase includes the verb AND any direct or indirect object, **but not** the subject.

MedsEvent:	Start, Current/Past/Future	<p>Verb Phrase describing a provider’s decision to start taking a medication entity. Should be used in the event that a provider is starting a new medication or is restarting a medication that has been stopped by a provider in the past. This can be mentioned either by the provider or patient, but it is clear that the</p>
------------	----------------------------	--

		<p>event was initiated by the provider</p> <p>This should not be used to capture theoretical mentions of a medication start event (e.g. if decision to start is dependent on a pending lab result, worsening of condition, etc).</p> <p>PT: "I started taking a supplement that my friend told me to try, but it's not helping." DR: "I want you to stop that and start taking this prescription I am going to write."</p> <ul style="list-style-type: none"> • "taking" = MedsStatus: Taking, Current • "supplement" = Meds:Non-Drug/Supplement • "stop" = MedsEvent: Stop, Current • "start taking" = MedsEvent: Start, Current • "this prescription" = Meds:Drug <ul style="list-style-type: none"> ○ <u>Note:</u> We do not highlight "started taking" as MedsEvent:Start, Past because the supplement is something the patient started taking on her volition - it was not recommended by a doctor. <p>Priority: 75</p>
MedsEvent:	Stop, Current/Past/Future	<p>Verb Phrase describing a provider's decision for the patient to stop taking a medication entity. If the patient reports stopping their medication without a provider's direction, that is Not Taking. This can be mentioned either by the provider or patient, but it is clear that the event was initiated by the provider.</p> <p><u>Example:</u> DR: "Stop taking ibuprofen when the swelling goes down." PT: "Ok, I'm guessing it'll only be a day or two from now."</p> <ul style="list-style-type: none"> • "Stop taking" = MedsEvent:Stop, Future • "ibuprofen" = Meds:Drug <p><u>Example:</u></p>

		<p>DR: “I want you to stop taking that when you finish all the pills.”</p> <ul style="list-style-type: none"> • “stop taking” = MedsEvent:Stop, Current <p><u>Example:</u> PT: “Last week you told me to stop taking St. John’s Wort so I haven’t taken it since.”</p> <ul style="list-style-type: none"> • “stop taking” = MedsEvent:Stop, Past • “St. John’s Wort” = Meds:Non-Drug/Supplement • “haven’t taken” = MedsEvent:Not Taking, Current <p>Priority: 75</p>
MedsEvent:	Continue, Current/Past/Future	<p>Verb Phrase describing provider’s decision for the patient to continue taking a medication entity with unchanged medication properties. This can be mentioned either by the provider or patient, but it is clear that the event was initiated by the provider.</p> <p>If changes to attributes, such as dose, quantity, frequency are made, do not use this label (use MedsEvent:Modify instead). This label should not be used for verbs that describe the status of whether patient is taking, not taking, or completed medication (see MedStatus).</p> <p><u>Example:</u> DR: “That’s good, continue that.”</p> <ul style="list-style-type: none"> • continue = MedsEvent:Continue, Current <p><u>Example:</u> DR: “Ok, so the dermatologist told you to continue using the cream on your dry skin, how’s that going?”</p> <ul style="list-style-type: none"> • “continue using” = MedsEvent:Continue, Past • “the cream” = Meds:Drug <p><u>Example:</u> DR: “Do we need to refill your blood pressure medication?”</p>

		<p>PT: “Yes.”</p> <ul style="list-style-type: none"> ● “need to refill” = MedsEvent:Continue, Current ● “blood pressure medication” = Meds:Drug <ul style="list-style-type: none"> ○ We highlight “need to refill” as MedsEvent:Continue, Current, because the act of refilling a medication denotes a continuation of the prescription given by the physician. <p>Priority: 60</p>
MedsEvent:	Modify, Current/Past/Future	<p>Verb Phrase describing a provider’s decision to modify properties of the medication (e.g. Dose, Quantity, Frequency, Duration, Mode, Instructions for Use). This can be mentioned either by the provider or patient, but it is clear that the event was initiated by the provider.</p> <p><u>Example:</u> DR: “Yes, let’s increase the dose today to 50.”</p> <ul style="list-style-type: none"> ● “increase the dose” = MedsEvent:Modify, Current ● “50” = MedsProp:Dose <p><u>Example:</u> DR: “So your other doctor at the nursing home increased the dose two weeks ago to 50.”</p> <ul style="list-style-type: none"> ● increase the dose = MedsEvent:Modify, Past ● 50 = MedsProp:Dose <p>Do not capture temporary changes in a patient’s medication. For instance, if a provider tells a patient to increase their daily dosage of a medication they take on a daily basis for five days, or until symptoms subside, then this information should not be highlighted. Only the actual prescription information should be highlighted. This applies to medications that the patient is instructed to refrain from taking temporarily. See examples below:</p>

		<p>DR: "I'm going to have you double your Lasix dose for the next three days. Get you really flowing. So you'll do 120 mg in the morning for the next three days."</p> <ul style="list-style-type: none"> ● "Lasix" = Meds:Drug <ul style="list-style-type: none"> ○ The temporary increase in the medication is not labeled (including the temporary dosage amount, frequency, and duration). <p>DR: "So I want you to stop taking the Coumadin 2 or 3 days before the procedure. Then you can start it back up again right after."</p> <ul style="list-style-type: none"> ● "Coumadin" = Meds:Drug <ul style="list-style-type: none"> ○ The patient has been asked to stop taking the Coumadin for just a few days. No event is really taking place and the patient will continue to take the medication as prescribed. <p>Priority: 60</p>
MedsEvent:	Switch, Current/Past/Future	<p>Verb Phrase describing a provider's decision to switch from taking one medication entity to another medication entity. This can be mentioned either by the provider or patient, but it is clear that the event was initiated by the provider.</p> <p>This label should not be used for verbs that describe the status of whether patient is taking, not taking, or completed medication (see MedStatus).</p> <p>When grouping, please group this Medication Attribute to the entity that is being stopped and the entity that is being started in 2 separate groups.</p> <p>DR: "I am going to change your diabetes medication. We are going to switch you from Glucophage to Glucophage XR."</p> <p>PT: "Okay."</p> <p>DR: "So, I want you to stop Glucophage and start Glucophage XR."</p>

		<ul style="list-style-type: none"> • “change” = MedsEvent:Switch, Current • “diabetes medication” = Meds:Drug • “switch” = MedsEvent:Switch, Current • “Glucophage” = Meds:Drug • “Glucophage XR” = Meds:Drug • “stop” = MedsEvent:Stop, Current • “start” = MedsEvent:Start, Current <ul style="list-style-type: none"> ○ We do not use MedsEvent:Switch for “start” and “stop” because their respective labels more specifically capture the event and have a higher priority ranking. <p>Priority: 60</p>
--	--	--

Example 1 - Benefit vs. Indication

93 PT “I **take** the **medicine** for my **back pain**. It helps a lot.”

Group 1	the medicine	Meds:Drug
	take	MedStatus:Taking,Current
	Back pain	MedsRel:Benefit Experienced

Takeaways:

- While both are true, we can only choose a single label for “back pain”. We prioritize labeling “experienced” concepts over any theoretical benefit or side effect that may be discussed. When in doubt, refer to the priority ranking.

Example 2 - (Not) Taking, Past vs (Not) Taking, Current

93 DR “Last time this happened did they give you any **medicine to help with nausea?**”

94 PT **“No.”**

Group 1	medicine to help with nausea	Meds:Drug
---------	-------------------------------------	-----------

	no	MedsStatus:Not Taking, Current
--	----	--------------------------------

Takeaways:

- While you may be tempted to use the Not Taking, Past label given the med event in question was in the past, we always prioritize capturing the patient's *current status*. If you are uncertain and debating between any two labels, always refer back to the priority rankings.
- It is important to also capture the entire phrase "medicine to help with your nausea" as one label, because it is referencing one specific type of medication. As opposed to labeling medicine (Meds:Drug) and nausea (MedsProp:Indication).

Example 3 - Quantity vs Frequency

94 PT "I've been trying not to get sick all school year , so I'm drinking Emergen-C a lot."

Group 1	Drinking	MedsStatus:Taking, Current
	Emergen-C	Meds:Non-Drug/Supplement
	A lot	MedsProp:Frequency

Takeaways:

- While the phrase "a lot" sounds like a(n) quantity/amount, in this example it is a frequency given the context of the conversation. In this context, the patient is stating that they are drinking the Non-drug/Supplement frequently as opposed to drinking a large quantity and therefore is captured as frequency.

Example 4 - Some Meds vs All Meds

94 DR "Do you need a refill for any of your medications?"

95 PT "Well...before we go there, can I ask you a question about my diabetes meds?"

Group 1	Any of your medications	Meds:All Meds
Group 2	Diabetes meds	Meds:Drug

Takeaways:

- The first mention of medications is labeled “All Meds”, because the doctor is referencing all medications the patient is currently prescribed. The second mention of medications is labeled “Meds:Drug”, because the patient is referencing a subset of their medication; diabetes medications are only some of the total (all medications).

Example 5 - Meds Event:Start vs Continue

92 PT “I stopped taking Humalog for one week, because I ran out of refills.”

93 DR “We need to get back on that.”

Group 1	Humalog get back on	Meds:Drug MedsEvent:Continue, Current
---------	----------------------------	--

Takeaways:

- “Stopped taking” is not labeled, because the patient did not stop the medication on their own volition **AND** they have not been off their medication for 2 or more weeks.
- We label “get back on” as MedsEvent:Continue, Current, as opposed to MedsEvent:Start, Current, to indicate the physician’s intent to continue the patient’s medication.
 - o Furthermore, there was no MedsEvent:Stop that occurred beforehand as discussed above.

Example 6 - Chemotherapy and Radiation

92 PT “Now that I’m no longer on chemotherapy and radiation, I feel much better.”

Group 1	Chemotherapy no longer taking	Meds:Drug MedsStatus:Not Taking, Current
---------	--------------------------------------	---

Takeaways:

- In this example, the patient mentions two forms of cancer treatment - chemotherapy and radiation - but only chemotherapy is a medication and therefore captured as “Meds:Drug”.
 - Radiation is a procedure and is therefore **not** captured in this task.

Example 7 - “Refills” = MedsEvent:Continue

92 DR “Do you need refills for anything?”

93 PT “Yes, my asthma medicine.”

Group 1	Asthma medicine	Meds:Drug
	Need refills	MedsEvent:Continue, Current

Takeaways:

- “Need refill” is HL and labeled only because the patient actually needs a medication refill. In the event that the provider asks the patient if they need a refill and they answer “no”, we **do not** label the word “refill.” Additionally, if the patient requests a refill and the provider does not indicate that they are going to fulfill that request, refill similarly **should not** be labeled.
- If “need” is mentioned by itself, it could mean continue or start. It is important to rely on the surrounding context to determine whether the med event is a continue event vs a start event.

Example 8 - Instructions for Use vs. Frequency

92 DR “For the medicine, I’d like for you to take one pill in the morning with breakfast, and one pill right before bed.”

Group 1	Medicine	Meds:Drug
	Take	MedsEvent:Start, Current
	One pill	MedsProp:Quantity
	In the morning	MedsProp:Frequency
	One pill	MedsProp:Quantity
	Before bed	MedsProp:Frequency

Takeaways:

- The doctor is referencing actions related to the time of day or frequency of taking the medication in this context.

- The inclusion of “with breakfast” is superfluous. The doctor is not instructing the patient to take this medication with food, therefore the label instructions for use does not apply.

Example 9 - Mode vs Drug

- 92 DR “Are you taking any **inhaler** for your **asthma**?”
- 93 PT “**Yes**, I’m **taking** the **albuterol inhaler** and I like it.”
- 94 DR “Okay go ahead and continue taking **that inhaler**.”

Group 1	Inhaler	Meds:Drug
	Asthma	MedsRel:Indication
	Yes	MedsStatus: Taking, Current
	Taking	MedsStatus: Taking, Current
	Albuterol	Meds:Drug
	Inhaler	MedsProp:Mode
	Continue	MedsEvent:Continue, current
	That inhaler	Meds:Drug

Takeaways:

- Pills/mode/etc. can be considered either **drug or mode** based on the context in which it is mentioned.
 - When the mention is being used as a noun on its own (e.g. you can replace that HL span with the name of the actual drug and it still makes sense), then it is being used as a synonym to the drug and would be labeled accordingly as an **entity**.
 - Alternatively, when it is being used as a descriptive modifier indicating the kind of drug being taken and/or the way the drug is being taken, and **not** as a standalone noun, then it would be labeled as **mode**.

Example 10 - Nonspecific Med Entity

- 92 DR “Any other medications?”

93 PT “Yes, I take my thyroid every morning.”

Group 1	thyroid	Meds:Drug
	take	MedsStatus:Taking, current
	every morning	MedsProp:Frequency

Takeaways:

- When a word/phrase such as “thyroid” in the above example is clearly being used to reference a medication entity, it is appropriate to capture accordingly.

Example 11 - Instructions For Use

12 DR “What I want you to do with the cream is, apply this first thing in the morning and then if you need more, you can reapply it throughout the day, but make sure you only use it sparingly.”

Group 1	cream	Meds:Drug
	apply this first thing in the morning and then if you need more, you can reapply it throughout the day	MedsProp:Instructions for Use
	Only use it sparingly	MedsProp:Quantity

Takeaways:

- Rely on the context cues to determine whether or not the provider is providing instructions for use, i.e. *how* to use the medication. The context cue in this example is, “what I want you to do”. This may not always be the case, so use your best judgement and rely on your clinical exposure.

Example 12 - “Samples”

40 DR “Okay, so this is the Repatha. I am going to give you some samples of that, okay.”

41 PT “Okay, and then what?”

42 DR “Well, finish the **sample** and then let’s see how you do.”

Group 1	Repatha	Meds:Drug
	Samples (line 40)	MedProp:Quantity
	Sample (line 42)	Meds:Drug

Takeaways:

- Depending on the context, a mention of a “*sample*”, could imply **quantity** or the drug **entity** itself. If there is any ambiguity in the text, then you must rely on the priority ranking and assign the Meds:Drug tag. Additionally, remember to assign the Ambiguous or Difficult tag when applicable.

Example 13 - Mentions of “Generic” or “Prescription”

11 PT “I **am taking** the **generic**.”

12 DR “Okay, good. I will write you a **new prescription** for that.”

Group 1	Am taking	MedsStatus:Taking, Current
	generic	Meds:Drug
	New prescription	No HL

Takeaways:

- When vague terms such as “generic” or “prescription” are clearly replacing a medication entity, they may be appropriate to capture, E.g. if you can replace the span of text with the actual medication name. However, if these mentions are simply acting as an adjective/modifier OR referring to something like a written/electronic prescription, **do not** capture.

Example 14 - Conflicting Statuses

67 DR “So have you been taking your **diabetes medication**?”

68 PT “**Yes**, I’m **still taking** it.”

69 DR “Ok, good.”

70 PT “But I actually **ran out** 3 weeks ago, so I’ve **been off** of it.”

Group 1	Diabetes medication	Meds:Drug
	Yes	No HL
	Still taking	No HL
	Ran out	No HL
	Been off	MedsStatus:Not Taking, Current

Takeaways:

- The patient initially states that they have been taking their medication, but then clarifies that they have not been taking it the past 3 weeks, because they “ran out”. Because we only want to capture attributes that accurately reflect the patient’s experience, only “been off” should be captured as MedsStatus:Not Taking, Current. The patient states they “ran out” 3 weeks ago, which is greater than the 2 week guideline we use to determine if a span should be captured as Taking or Not Taking.

Example 15 - Vaccinations/Immunizations

67 DR “Your flu shot is up to date, but it looks like you need your pneumonia one. Are you okay to do that today?”

68 PT “Sure.”

Group 1	Flu shot	Meds:Drug
Group 2	need	MedsEvent:Start, Current
	Pneumonia one	Meds:Drug

Takeaways:

- MedStatus tags **should not** be applied as attributes for vaccinations/immunizations. Instead, MedEvent tags should be applied to the appropriate **verb phrase** to indicate when a vaccination was or is going to be administered.

While “pneumonia one” is a somewhat vague entity, it is clearly referring to a pneumonia vaccination based on the context and is therefore appropriate to capture.

The Symptoms Task

Symptom Entities

The goal of this task is to accurately capture **every mention of symptoms**, designate a status for each symptom, and group with any additional related attributes.

Symptom = **subjective** evidence of disease or physical disturbance observed by the patient; a departure from a patient’s normal functioning or feeling. Broadly: something that **indicates** the presence of a physical disorder.

- E.g. headache is a symptom of many diseases. Visual disturbances may be a symptom of retinal arteriosclerosis. Chest pain may be a symptom of a heart condition.

Symptom entity labels (“Sym”) are organized by systems (e.g., CV, Resp, GI). Each symptom entity label is a specific clinical term describing a symptom.

- You should select the symptom label that best fits the concept being described in the conversation.

Of note: we label based on what is being conveyed in the conversation, not based on the actual words.

- Meaning, if the patient says “pain in my neck”, but it can clearly be discerned that they mean “sore throat”, you should favor labeling this concept based on what it means within the context of the conversation, and not as “pain”.

Symptom Attributes

Attributes that describe the Symptoms are found under Symptom Attribute labels (“SymAttr”) and there are 4 categories of attributes:

1. Statuses (SymStatus)
2. Properties (SymProp)
3. Relationships (SymRel)
4. Specializations (SymSpecial)

Symptom Attribute Labels + Applications

SymStatus	Experienced	Symptom entities experienced by the patient.
SymStatus	Not Experienced	Symptom entities not experienced by the patient.
SymStatus	Experience Unknown	When the patient’s experience with a symptom entity is unknown.
SymStatus	Experience, Theoretical	Symptom entities that are hypothetical or theoretical (can be educational or potential side

		effects).
SymStatus	Other's Experience	Symptom entities that are experienced by another individual.
SymProp	Time of Onset	A word or phrase indicating when a symptom began.
SymProp	Frequency/Tempo	A word or phrase indicating how <i>often</i> a symptom occurs.
SymProp	Duration, All Time	A word or phrase indicating how long the patient has been with a symptom.
SymProp	Duration, Episodic	Words or phrases that indicate how long an episode of the symptom lasts.
SymProp	Improving	Word(s) that imply the symptom is improving.
SymProp	Worsening	Word(s) that imply the symptom is worsening.
SymProp	Unchanged	Word(s) that imply the symptom is unchanged.
SymProp	Location (on body)	The anatomical location, when not otherwise stated in the symptom entity label.
SymProp	Severity/Amount	<p>Word(s) that imply and are confirmed by the patient to describe the severity of a symptom.</p> <p>For severity, the span of text should be easily inserted into the phrase “the (symptom) is so bad that it (insert HL text)”.</p> <p>For amount, this should be a numerical description of the symptom entity.</p>
SymProp	Characteristic/Quality	Word(s) that describe the symptom; adjectives not captured by the other attribute labels.
SymRel	Provoking Factor, Yes	Meds/Non-Meds/NMT/activity that is considered to be the cause of the symptom.
SymRel	Provoking Factor, No	Meds/Non-Meds/NMT/activity that is denied by the patient to be the cause of the symptom.
SymRel	Provoking Factor, Unknown	Meds/Non-Meds/NMT/activity considered to be the potential cause of the symptom, not denied or confirmed.
SymRel	Provoking Factor, Theoretical	Meds/Non-Meds/NMT/activity discussed by the DR that may provoke a specified symptom (not yet tried by the PT).
SymRel	Alleviating Factor, Helped	Meds/Non-Meds/NMT/activity that has been tried and helped a symptom.
SymRel	Alleviating Factor, Doesn't	Meds/Non-Meds/NMT/activity that has been tried

	Help	and didn't help a symptom.
SymRel	Alleviating Factor, Unknown	Meds/Non-Meds/NMT/activity tried by the patient, but efficacy not specified by the patient.
SymRel	Alleviating Factor, Theoretical	Meds/Non-Meds/NMT/activity on which the DR is providing education or recommending, and has not yet been tried by the patient.
SymSpecial	Unclear Condition	For special cases when a condition is described as a symptom (described as experienced/perceivable) and it is unclear whether this warrants a label. This tag should only be applied as an additional tag to Symptom Entities.
SymSpecial	Past	Symptom entities that were/were not experienced by the patient in the past.
SymTemp	Potential Attribute	Labeled attribute concepts that have not yet been established as pertinent to the medical encounter due to an apparent absence of associated entity. This tag must either be replaced with the appropriate attribute tag OR removed before submitting the conversation if no associated entity is present.

Example 1 - Ambiguous Symptom

- PT "I stopped taking those meds because of multiple stomach problems."

Group 1	Stomach problems	Sym: GI: Abdominal Pain; Sym: GI: Nausea; Sym: GI + SymStatus:Experienced
---------	------------------	---

Takeaways:

- If the patient previously described their "stomach problems" or elaborated within 10 lines that they are specifically having diarrhea, you can reasonably apply Sym:GI:Diarrhea. If no further details are provided prior to this line nor within the next 10 lines, up to 3 Sym:GI tags should be applied to account for the multiple symptoms possibly being referenced.

Example 2 - SymStatus:Other's Experience

- 12 PT "My roommate had a cough for the past few days, now I have it

too.”

Group 1	cough	Sym:Resp:Cough + SymStatus:Other’s Experience
---------	-------	---

Takeaways:

- The SymStatus:Other’s Experience label should be applied to **symptoms of sick contacts**.

Example 3 - SymStatus:Experience, Theoretical

- 104 DR “Let’s talk about this pain you’ve been having.”
- 105 PT “Well, it started when I began taking this new medication.”
- 106 DR “The statin.”
- 107 PT “Yeah, that statin.”
- 108 DR “Well, that is what I cautioned you about, remember. Statins have a well known side effect of muscle pain.”

Group 1	Pain	Sym:MSK:Pain + SymStatus:Experienced
	New medication	SymRel:Provoking Factor, Yes
	Statin	SymRel:Provoking Factor, Yes
	statin	SymRel:Provoking Factor, Yes
Group 2	Statins	SymRel:Provoking Factor, Theoretical
	Muscle pain	Sym:MSK:Pain + SymStatus:Experience, Theoretical

Takeaways:

- The SymStatus:Experienced, Theoretical label should be applied to **hypothetical symptoms, potential side effects, and symptoms that are theoretical benefits**.
- While the patient is experiencing this exact pain (muscle pain secondary to taking a statin), the DR’s mention of the pain in line 108 is educational and is not a mention of the patient’s own experience. Additionally, the mention of statin in that line is

theoretical, because they are talking about a potential side effect, which is not necessarily what the patient is experiencing.

Symptom Entity Synonyms

- Symptom entities **do not** need to be grouped to any other concepts, **unless** there is another (synonymous) mention of the symptom entity.
 - Symptom entities you may want to group may be expressed using the same words, but may also be expressed in other words.
- Please note, if the same words are mentioned or entity concepts have the same labels (entity label + status label) this **does not** necessarily mean the two or more are synonymous.
 - We group based on the concept that is actually being conveyed within the conversation, not the label or word(s) by themselves.
 - For example, “pain” = Sym:MSK:Pain + SymStatus:Experienced, can be used for highlighted spans of text that convey completely different concepts, E.g. shoulder pain from an injury and unprovoked leg pain (these different concepts **should not** be grouped together even though the concepts have the same labels).

Example 4 - Same Entity Labels, Different Frames

- 92 DR “So, how have you been? Any **pain** anywhere?”
- 93 PT “I gotta tell you doc, it seems like I’m falling apart.”
- 94 DR “How so?”
- 95 PT “Well, **last week** I **fell** and landed on this **shoulder**, so I’ve got **pain** there. Then, this **knee**, which is old, that **pain** never got any better after the surgery, even on the **medication**.”

Group 1	last week Fell Shoulder pain	SymProp:Time of Onset SymRel:Provoking Factor, Yes SymProp:Location (on body) Sym:MSK:Pain + SymStatus:Experienced
Group 2	Knee	SymProp:Location (on body)

	Pain	Sym:MSK:Pain + SymStatus:Experienced
	never got any better	SymProp:Unchanged
	medication	SymRel:Alleviating Factor, No

Example 5 - Grouping Ambiguous Symptom Entities

55 **PT** “My **stomach’s feeling funny**. It’s been **3 days**, but my **stomach feels weird**.”

(30 lines down)

85 **DR** “So, let’s circle back to the last issue.”

86 **PT** “Yeah, my **nausea**. In the last 3 days, I’ve tried **ginger tea** and **meds**. Nothing helps.”

Frame 1	stomach’s feeling funny	SymGI:Nausea + SymGI:Abdominal Pain + SymStatus:Experienced
	3 days	SymProp:Duration, All Time
	stomach feels weird	SymGI:Nausea + SymGI:Abdominal Pain + SymStatus:Experienced
Frame 2	Nausea	SymGI:Nausea + SymStatus:Experienced
	ginger tea	SymRel:Alleviating Factor, Doesn’t Help
	meds	SymRel:Alleviating Factor, Doesn’t Help

Takeaways:

- Although the patient is technically talking about the same problem when they mention “stomach’s feeling funny” and much later “nausea”, the initial mentions of this problem are ambiguous and have the same labels in the same order. Therefore, only those ambiguous mentions can be grouped together and the more clear (specific) mention is kept separate in a new frame.

Important Reminders

Condition as a Possible Symptom

Sometimes, a condition entity is mentioned that you might be able to interpret as a symptom. For example, the patient says, “The arthritis in my hand is getting really bad.” You might want to interpret “arthritis” as Sym:MSK:Pain, and then “hand” as location, and “getting really bad” as severity. For this task, **we prefer that you DO NOT label any Condition entities as symptoms**. However, if you’re not sure whether the condition mentioned is actually describing a symptom, you can label it, but be sure to tag with the SymSpecial:Unclear Condition label. Please note that the Unclear Condition tag should only be applied as an additional tag to Symptom Entities (**should not** be applied to attributes).

Example 6: SymSpecial:Unclear Condition

- 61 PT “My COPD seems to be worsening.”
- 62 DR “How so?”
- 63 PT “I just feel like I can’t do anything. I always have to use my oxygen.”
- 64 DR “And you’re still smoking, right?”

Group 1	COPD	Sym:Resp + SymStatus:Experienced + SymSpecial:Unclear Condition
	Worsening	SymProp:Worsening
	Can’t do anything	SymProp:Severity
	oxygen	SymRel: Alleviating Factor, Unknown

Takeaways:

- COPD is a condition. However, in this example the patient is describing it as something they experience, therefore it gets labeled.

The Conditions Task

Condition Entities

This task focuses on capturing every condition mentioned as entities, designating a status for each condition, and grouping with any additional related attributes.

Condition = objective classification of disease or physical disturbance/disorder denoted by the patient or provider; not to be mistaken with subjective experiences, which are categorized under Symptom.

- E.g., COPD is a condition, while coughing would be a symptomatic presentation of the condition.
 - **Exception:** If a patient is describing a chronic symptom (for our purposes, at least **6 months** or more), this should be captured as a condition.
 - E.g., “I’ve had **bloating** every day for years.” “Bloating” would be considered a chronic symptom and should be captured under Conditions Task.
 - The patient or provider does not have to explicitly state the symptom has been occurring for more than six months. However, it should be clearly evident from the local context. If there is any doubt about the duration of the symptom, then we **do not** want to capture it as a condition.
 - Reference this [ICD-10 Code](#) database if you need assistance determining if a span of text should be considered a condition or not. If it has an ICD-10 code, it is reasonable to label it as a condition.
 - **Note:** Please use this as a resource only if you are having trouble deciding whether to highlight an entity or not. This **should not** be your first-line of information as there are numerous ICD-10 codes and many that overlap as symptoms based on our ontology. We are still relying on our labelers to use clinical judgement in determining what should be captured as a condition.
 - E.g., “Vomiting” is an ICD-10 code but that alone does not mean we would capture this as a condition.

Condition Entity Labels + Applications

Condition	Patient	Applied when a condition is directly related to the patient.
-----------	---------	--

Condition	Family History (Hereditary)	<p>Applied when a heritable condition is mentioned in reference to a patient's family history of a blood-relative. Should NOT be used in reference to a patient's offspring.</p> <p><u>Good Example:</u> PT: "My brother has high blood pressure."</p> <p><u>Bad Example:</u> PT: "My son has asthma." - While asthma is a heritable condition, it is not inheritable to the patient from their son. Therefore, the Family History (Hereditary) tag should not be applied.</p>
Condition	Other	<p>Applied to any "Other" mentions of conditions that aren't the patient's or hereditary family history. (i.e. a "catch-all" for conditions mentioned that don't fit the above descriptions, including education)</p> <p><u>Examples:</u> PT: "My son has asthma." OR "My husband has diabetes."</p>

Condition Attributes

The attributes we will be focusing on are: *status, time of onset/diagnosis, frequency, duration, improving, worsening, unchanged, location, severity, provoking factors, and alleviating factors*, as they relate to condition entities.

Condition Attribute Labels + Applications

ConditionStatus	Present	<p>Applied to condition entities affirmed to be present for the subject in question.</p> <p><u>Example:</u> DR: "Are you taking Lisinopril for your high blood pressure?" PT: "Yes."</p>
ConditionStatus	Absent	<p>Applied to condition entities denied by the subject in question or for which no prior history has been communicated.</p> <p><u>Example:</u> DR: "Any history of high blood pressure?" PT: "No."</p>
ConditionStatus	Unknown	<p>Applied to condition entities for which we are unsure of the status for the subject or for which the subject is at-risk.</p>

		<p><u>Example:</u> DR: “Any history of high blood pressure or diabetes?” PT: “I have diabetes.”</p> <p><u>Example:</u> DR: “Given your family history, you are at risk for heart disease.”</p>
ConditionStatus	Education	<p>Applied to condition entities which are being discussed in an educational context.</p> <p><u>Example:</u> DR: “High blood pressure is often asymptomatic.”</p>
ConditionAttr	Time of Onset/Diagnosis	<p>When the subject was diagnosed with a particular condition.</p> <p><u>Example:</u> PT: “Since I was 12.” OR “A long time ago.”</p>
ConditionAttr	Frequency	<p>Any specifications of the timing of how often a condition presents itself.</p> <p><u>Example:</u> PT: “I get a sinus infection every 3 months.”</p>
ConditionAttr	Severity/Amount	<p>Used to capture descriptive text regarding the severity OR amount of the condition being discussed.</p> <p><u>Examples:</u> “My anxiety is crippling OR I had 2 masses”</p>
ConditionAttr	Duration	<p>How long the subject has had a certain condition.</p> <p><u>Example:</u> PT: “I’ve had psoriasis for 10 years now.”</p>
ConditionAttr	Duration, Flare-up	<p>Used to capture text that indicates how long the subject has been experiencing a flare-up for a condition.</p> <p><u>Example:</u> PT: “I’ve been going through a particularly bad bout of my psoriasis the past 3 weeks.”</p>
ConditionAttr	Characteristic/Quality	<p>Used to capture any descriptive qualities related to a condition. Please do not capture symptoms as characteristics/quality for condition.</p> <p><u>Example:</u> PT: “My migraines are typically throbbing.”</p> <p><u>Example:</u> PT: “Fortunately, your fracture is nondisplaced.”</p>

		<p><u>Example:</u> PT: “Your asthma is what we call mild, intermittent.”</p> <ul style="list-style-type: none"> - If the phrase “mild, intermittent asthma” is used, it is appropriate to capture the entire span as an entity.
ConditionAttr	Improving	<p>Text indicating a condition is improving.</p> <p><u>Examples:</u> improving, better, not as bad</p> <p>Use the surrounding context to determine the most appropriate label when deciding between improving/worsening/unchanged.</p> <p><u>Example:</u> Pt: “Your diabetes is under control for the first time.”</p> <ul style="list-style-type: none"> - You may be inclined to capture “under control” as unchanged, but the provider is indicating the diabetes has improved from past encounters based on the context.
ConditionAttr	Worsening	<p>Text indicating a condition is worsening.</p> <p><u>Examples:</u> worsening, progressing, detoriarting</p> <p>Use the surrounding context to determine the most appropriate label when deciding between improving/worsening/unchanged.</p>
ConditionAttr	Unchanged	<p>Used to capture text indicating a condition is unchanged.</p> <p><u>Examples:</u> about the same, unchanged, controlled, stable</p> <p>Use the surrounding context to determine the most appropriate label when deciding between improving/worsening/unchanged.</p>
ConditionAttr	Location	<p>Specifications about where a condition presents itself on the body.</p> <p><u>Example:</u> PT: My migraines are typically on the left side.</p> <p><u>Example:</u> PT: I have compression fractures in my back.</p>
ConditionAttr	Provoking Factor, Yes	<p>Text indicating a cause for a condition worsening. Subject must confirm it worsens the condition.</p> <p>For <i>Condition:Patient</i> entity, should only be applied if the</p>

		<p>patient has tried the provoking factor in question. Should not be used for questions around theoretical provoking factors.</p> <p><u>Good Example:</u> PT: “Chocolate makes my migraines worse.”</p> <p><u>Good Example:</u> DR: “Does chocolate make your migraines worse?” PT: “Unfortunately, yes.”</p> <p><u>Bad Example:</u> PT: “So now I don’t eat chocolate at all anymore.” <ul style="list-style-type: none"> - Even if the above statement is in the same conversation as the good examples from above, it would not be captured because in this context as it is not being discussed in a question or statement regarding its provocation. </p> <p><u>Good Example:</u> DR: “Typically things like pollen trigger people’s allergies.” <ul style="list-style-type: none"> - When a provoking factor is discussed in an educational context, it should be captured appropriately. </p>
ConditionAttr	Provoking Factor, No	<p>Text indicating a potential cause for a condition worsening which has not worsened the condition in actuality. Subject must deny it worsens their condition.</p> <p>For Condition:Patient entity, should only be applied if the patient has tried the provoking factor in question. Should not be used for questions around theoretical provoking factors.</p> <p><u>Example:</u> DR: “Does chocolate make your migraines worse?” PT: “Thankfully, no.”</p>
ConditionAttr	Provoking Factor, Unknown	<p>Used to capture concepts that may have worsened a condition, but the subject does not provide a clear explanation.</p> <p>For Condition:Patient entity, should only be applied if the patient has tried the provoking factor in question. Should not be used for questions around theoretical provoking factors.</p> <p><u>Good Example:</u> DR: “Has the recent stress made your migraines any worse?” PT: “Um, you know, I’m not really sure.”</p>

		<p><u>Bad Example:</u> DR: "Did you want to try Imitrex for your migraines?" - Because Imitrex has not yet been tried by the patient, it would not be captured in this task.</p>
ConditionAttr	Alleviating Factor, Yes	<p>Text indicating a cause for a condition improving. Subject must confirm it improves their condition.</p> <p><u>Example:</u> DR: "What are you taking for your depression?" PT: "I am taking Cymbalta. It's been helping."</p>
ConditionAttr	Alleviating Factor, No	<p>Text indicating a cause for a condition improving. Subject must deny it improves their condition.</p> <p><u>Example:</u> DR: "What are you taking for your depression?" PT: "I am taking Cymbalta. It hasn't been helping."</p>
ConditionAttr	Alleviating Factor, Unknown	<p>Text indicating a potential cause for a condition improving, but not confirmed or denied by the patient.</p> <p>For Condition:Patient entity, should only be applied if the patient has tried the alleviating factor in question. Should not be used for questions around theoretical alleviating factors.</p> <p><u>Example:</u> DR: "What are you taking for your depression?" PT: "I am taking Cymbalta". - The patient is taking the medication for their depression, but it is unclear whether the medication is helping the patient.</p> <p><u>Example:</u> DR: "Did the Xifaxan help your IBS?" PT: "Umm... I don't recall. I tried it a long time ago." - The patient is taking the medication for their IBS, but they do not remember how effective it was in helping their condition. The medication may or may not have helped the patient's IBS.</p>
ConditionSpecial	Resolved	<p>Conditions that the subject previously had and has been confirmed to no longer have.</p> <p><u>Note:</u> This should not be applied to Family History or Other entities in which the subject is deceased.</p>
ConditionSpecial	Irrelevant	<p>Conditions that do not belong in the patient's medical record.</p>

Example 1 - Grouping Entities

- 92 **DR** “So, we’re here to talk about your **diabetes**.”
- 93 **PT** “It was bound to happen. **My mother and my father both have diabetes.**”
- 94 **DR** “What I have done with my other patients who have **diabetes** is start with lifestyle changes. **Diabetes** is one of the conditions that can see major improvements without medication if we focus on diet and exercise.”
- 95 **PT** “Let’s start with that. I want to be able to try everything I can before starting a new medication.”

Group 1	diabetes (1st HL)	Condition: Patient + ConditionStatus: Present
Group 2	My mother and my father both have diabetes (2nd HL)	Condition: Family History (Hereditary) + ConditionStatus: Present
Group 3	diabetes (3rd HL)	Condition: Other + ConditionStatus: Education
	diabetes (4th HL)	Condition: Other + ConditionStatus: Education

Takeaways:

- The subjects “my mother and my father” are included in the highlighted span for heart disease because it better captures both concepts of Family History & Condition. When able, similar mentions of family conditions should be labeled this way.
- When there is a theoretical/education mention of a condition, the ConditionStatus:Education label should be applied.
- All entity tags must be given the appropriate status tag.

Example 2 - Irrelevant Triple Tag

- 50 **DR** Regarding your history of **coronary artery disease**, is there any **family history of heart disease**?
- 51 **PT** Not that I know of [INAUDIBLE] I’m currently taking care of **my stepson and he has diabetes**.

Group 1	coronary artery disease	Condition:Patient + ConditionStatus:Present
Group 2	Family history of heart disease	Condition:Family History (Hereditary) + ConditionStatus:Unknown
Group 3	my stepson and he has diabetes	Condition:Other + ConditionStatus:Present + ConditionSpecial:Irrelevant

Takeaways:

- “Family history” is included in the highlight for heart disease because it better captures both concepts of Family & Condition. When able, similar mentions of family conditions should be labeled this way.
- The last mention of diabetes is given a status of Irrelevant, because it is not related to the patient’s history nor their actual family history.
- The whole phrase “My stepson and he has” is included in the highlight for diabetes because it captures the subject matter that deems it irrelevant and allows us to standardize the capturing of subject matter for any subject other than the actual patient (which is specified by the actual Condition:Patient tag).

Example 3 - Unchanged Attribute

- 111 **DR** “How long have you had asthma?”
- 112 **PT** “I was diagnosed around the age of 10.”
- 113 **DR** “And how have you been doing? Any episodes where you can’t seem to catch your breath?”
- 114 **PT** “Oh no, none of that. At least not anymore. It seems like everything is under control.”

Group 1	Asthma	Condition:Patient + ConditionStatus:Present
	around the age of 10	ConditionAttr:Time of Onset/Diagnosis
	Everything under control	ConditionAttr:Unchanged

Takeaways:

- The attribute labels of worsening/improving/unchanged allow us to capture important information related to the entity (asthma) that would otherwise be lost.
- Note that “can’t seem to catch your breath” is not captured. This is a symptomatic description of the patient’s asthma, but not a description of the condition itself and therefore, we xb highlight under conditions task.

Example 4 - Improving Attribute

- 34 DR “How about in your **hands** and stuff you have, well you have some **arthritis** there, does that bother you much?”
- 35 PT “No, it **doesn’t bother me much.**”
- 36 DR “That’s great. Better than before?”
- 37 PT “Oh yeah, **much better!** The pain used to be unbearable.”

Group 1	arthritis	Condition:Patient + ConditionStatus:Present
	hands	ConditionAttr:Location
	doesn’t bother me much	ConditionAttr:Severity
	much better	ConditionAttr:Improving

Takeaways:

- We prioritize labeling the patient’s interpretation of the condition when asked. If the DR were to make a statement about the status/experience, followed by the patient reiterating the same, we’d label both.
- The first mention of attribute, “doesn’t bother me much” does not indicate if the condition is improving/worsening, but does describe the severity. Whereas, the second mention of status (“much better”), indicates the condition has improved.
- Note that we **do not** highlight “pain” or any of its related attributes such as “used to be unbearable” since this is more accurately classified as a symptom, not a condition. We only highlight actual conditions (and their attributes).

Example 5 - Alleviating Factors

- 281 DR “We’ve talked about maybe putting you on a **pancreas enzyme pill** to see if that helps with the **IBS**. Would you be interested in doing that?”

Group 1	IBS pancreas enzyme pill	Condition:Patient + ConditionStatus:Present No HL
---------	-----------------------------	---

Takeaways:

- Remember, for Condition:Patient we only capture provoking/alleviating factors that have been tried by the subject, not theoretical/future mentions. Based off of the context of this conversation, the patient has not yet tried taking a pancreas enzyme pill, therefore we **do not** capture this mention as an alleviating factor.

Example 6 - Condition as an Adjective

88 DR “Okay, so we will refill your diabetes medications and see you back in 3 months.”

Group 1	diabetes	No HL
---------	----------	--------------

Takeaways:

- When a condition is mentioned as a descriptive term such as in the case of “diabetes medication,” “colon cancer screening test” etc., we **do not** capture the condition as an entity. We only capture conditions as an entity when the condition itself is the subject rather than an adjective/modifier.

The Treatment Task

Treatment Entities

This task focuses on capturing treatments that are used to improve a condition, but not those used to prevent a condition from occurring.

Treatment = modality used to treat or improve the patient’s condition.

- This ontology focuses on capturing surgeries and medical equipment.
 - **DO NOT** capture mentions of dialysis.
 - **DO NOT** capture mentions of procedural radiation.
 - **DO NOT** capture medications or non-med supplements.
 - **DO NOT** capture mentions of physical therapy or rehabilitation.
 - **DO NOT** capture non-medical therapies (acupuncture, chiropractic services, massage).

Treatment Entity Labels + Applications

Treatment	Surgery	<p>Used to capture mentions surgical procedures.</p> <p>Only capture concrete mentions</p> <ul style="list-style-type: none"> • Avoid vague mentions that allude to the procedure. • Avoid vague mentions that describe the procedure. <p>Only capture procedures that cure, mitigate, or treat.</p> <ul style="list-style-type: none"> • Do not capture procedures that diagnose or prevent (prophylactic procedures). <p>Stand-alone verbs should not be captured as a procedure, however, when paired with the appropriate noun/descriptor a verb may be appropriate to include in the entity span.</p> <ul style="list-style-type: none"> • Bad examples: replaced, taken out, removed • Good Examples: hip replaced, appendix taken out <p><u>Good Examples:</u></p> <ul style="list-style-type: none"> • amputation • cesarean section • bariatric procedures • transplant procedures • genitourinary procedures • gastrointestinal procedures • cardiothoracic procedures • neurosurgery procedures • male reproductive health procedures • female reproductive health procedures • orthopedic procedures (replacement/repair) <p><u>Bad Examples:</u></p> <ul style="list-style-type: none"> • Biopsy • Incision • Cut it out • Take it out • Replaced • Laparoscopic • Vasectomy • Tubal ligation
Treatment	Medical Equipment	<p>Used to capture mentions of medical devices that are used for treatment</p> <p>Medical device is defined as an apparatus, implant, instrument, machine (think nuts, bolts, screws).</p>

		<p>Only capture devices that cure, mitigate, or treat.</p> <ul style="list-style-type: none"> • Do not capture devices that diagnosis or monitor. • A glucose monitor or blood pressure machine are instrumental in a patient’s care plan for each respective condition, but these devices are not used for treatment. We do not want to capture devices that aid in care. <p><u>Good Examples:</u> oxygen tank, crutches, wheelchair, insulin pump, glasses, wearable cardioverter defibrillator (WCD), ICD, CPAP machine, stent</p> <p><u>Bad Examples:</u> bandages, gauze, compression socks, glucose monitor, blood pressure machine, needles, syringes, masks</p>
--	--	---

Treatment Attributes

The attributes we will be focusing on are *status, tempo, location, response, and events*.

Treatment Attribute Labels + Applications

TreatmentStatus	Present/Active	<p>Applied to treatments the patient currently uses.</p> <p>Applied to treatments the patient is scheduled to use.</p> <ul style="list-style-type: none"> - Tag may be used for future treatments that are scheduled or confirmed prior to the current encounter. <p><u>Example:</u> PT: “I use the CPAP machine every night.”</p> <p><u>Example:</u> DR: “Did you have the knee surgery?” PT: “It is scheduled for next week.”</p>
TreatmentStatus	Absent/No HX	<p>Applied to treatments the patient has never used or undergone.</p> <p><u>Example:</u> DR: “Have you had knee surgery?” PT: “No.”</p>
TreatmentStatus	Unknown	<p>Applied to treatments where the status is unclear or not stated.</p> <p>Applied to treatments that are mentioned in an educational or theoretical context.</p> <p>Applied to treatments that do not belong in the patient’s medical</p>

		<p>record (irrelevant mentions).</p> <p><u>Example:</u> DR: “Have you had knee surgery prior?” PT: “Well, I did have a procedure on my wrist.”</p> <p><u>Example:</u> PT: “I am here for a consultation for a fundoplication.”</p> <p><u>Example:</u> PT: “My sister had a hysterectomy.”</p>
TreatmentStatus	Past	<p>Applied to treatments that have been completed in the past.</p> <p><u>Example:</u> DR: “When was your pacemaker placed?” PT: “2 years ago.”</p> <p><u>Example:</u> DR: “Have you had knee replacement surgery?” PT: “Yes.”</p>
TreatmentAttr	Tempo	<p>Used to capture when the patient receives a treatment (time of treatment).</p> <p>Used to capture how often the patient receives a treatment (frequency).</p> <p>Used to capture how long the patient receives a treatment (duration).</p> <p><u>Example:</u> PT: “I use the CPAP machine every night.”</p> <p><u>Example:</u> PT: “I had my hysterectomy performed last year.”</p>
TreatmentAttr	Location	<p>Used to capture the location of a treatment.</p> <p>When a location precedes the entity, capture them as one highlight.</p> <ul style="list-style-type: none"> - Meaning do not use the location tag. <p>When a location succeeds (follows) the entity, capture them as two highlights.</p> <ul style="list-style-type: none"> - Meaning use the location tag. <p><u>Good Example:</u> PT: “The surgery was on my right knee.”</p>

		<p>PT: “I had surgery on my left wrist.”</p> <p><u>Bad Examples:</u> PT: “I recently had back surgery.”</p> <p>PT: “I have my hip replacement surgery next month.”</p>
TreatmentAttr	Improving Worsening Unchanged (Response)	<p>Used to capture spans that indicate the effects of treatment (improving/worsening/ unchanged).</p> <p>Highlighted text will likely include a symptom, condition, lab value.</p> <p>Highlighted text should capture the benefit or adverse effect itself.</p> <ul style="list-style-type: none"> - Do not capture phrases like better, improving, worsening <p><u>Good Example:</u> PT: I have had less pain since my knee replacement.</p> <ul style="list-style-type: none"> - “less pain” is a benefit (beneficial response). <p><u>Good Example:</u> PT: I have had more pain since my knee replacement.</p> <ul style="list-style-type: none"> - “more pain” is a side effect (adverse response). <p><u>Bad Example:</u> PT: The surgery seems to have helped.</p> <ul style="list-style-type: none"> - We want to capture the specific aspect of the patient’s condition that has improved, not simply a statement that a treatment helped.
TreatmentEvent	Start	<p>Verb phrase indicating a provider’s direction or patient’s acknowledgement to start using a treatment during the current encounter OR prior to the current encounter.</p> <p>Patient does not have to start treatment immediately, as long as the plan to start a treatment is decided and agreed upon.</p> <p>Only want to capture start events initiated by a provider.</p> <p><u>Example:</u> DR: “You need to begin using a portable oxygen tank.”</p> <p><u>Example:</u> PT: “You told me to start using a portable oxygen tank months ago.”</p>
TreatmentEvent	Stop	<p>Verb phrase indicating a provider’s direction or patient’s acknowledgement to stop using a treatment during the current encounter OR prior to the current encounter.</p> <p>Patient does not have to stop treatment immediately, as long as the plan to stop treatment is decided and agreed upon.</p>

		<p>Only want to capture stop events initiated by a provider.</p> <p><u>Example:</u> DR: “Your leg seems to be healing well. You can stop using crutches.”</p> <p><u>Example:</u> PT: “Surgeon told me I could stop using my crutches a few weeks ago.”</p>
TreatmentEvent	Continue	<p>Verb phrase describing a situation during the current encounter or prior to the current encounter where patient is instructed to continue using a treatment.</p> <p>Verb phrase describing modifications made to an existing treatment during the current encounter or previous encounter.</p> <p>Only want to capture Continue events initiated by a provider.</p> <p><u>Examples:</u> keep going, modify, tweak</p>

Example 1 - Past Treatments

80 **DR** “When did you have your **meniscus repair surgery?**”

81 **PT** “**Last month.**”

Group 1	Meniscus repair surgery	Treatment:Surgery TreatmentStatus:Past
	Last month	TreatmentAttr:Tempo

Takeaways:

- The meniscus repair has already occurred, so we want to use “TreatmentStatus:Past”

Example 2 - Duration and Frequency

92 **DR** “So, how long have you been using **CPAP?**”

93 **PT** “I have used it for **two years** now.”

94 **DR** “Ok and how often do you use it?”

95 **PT** “**Every night.**”

CPAP	Treatment: MedicalEquipment TreatmentStatus: Present/Active
two years	TreatmentAttr: Tempo
Every night	TreatmentAttr: Tempo

Takeaways:

- Information related to time (time of onset, duration and frequency) will all be labeled using TreatmentAttr:Tempo.

Example 3 - Concise Highlights

121 DR Tell me about that surgery you had?

122 PT Well it was about four months ago now.

surgery	Treatment: Surgery TreatmentStatus: Past
Four months ago	TreatmentAttr: Tempo

Takeaways:

- When capturing an entity or attribute, the most concise span of text should be captured that accurately conveys the concept while excluding any information that may be irrelevant.
 - You may be inclined to capture “that surgery” or “about four months ago”, but it is more concise to leave out “that” and “about”.

The Diagnostics Task

Diagnostics Entities

This task focuses on capturing every diagnostic mention as an entity, designating a status for each diagnostic entity, and grouping with any related attributes.

Diagnostic = medical test used to screen for, monitor or diagnose a medical condition.

- Do not** capture surgeries/procedures as these are captured in the treatment ontology.

Diagnosics Entity Labels + Applications

Diagnosics	Labs/Pathology	<p>Used to capture diagnostic laboratory/pathology studies.</p> <p>Do not capture labs performed at home.</p> <p><u>Examples:</u> CBC, flu swab, strep test, blood glucose, labwork, blood test, hgbA1c, lipid panel, liver function tests, AST, ALT, metabolic panel, potassium, pregnancy test, pap smear, PSA, INR, TSH, urinalysis, urine culture, allergy testing</p>
Diagnosics	Imaging	<p>Used to capture diagnostic imaging studies.</p> <p><u>Examples:</u> CT, DEXA, Echo, mammogram, MRI, ultrasound, X-Ray</p>
Diagnosics	Scopes	<p>Used to capture scopes performed for diagnostic purposes.</p> <p><u>Examples:</u> colonoscopy, endoscopy, EGD</p>
Diagnosics	Clinic Vitals	<p>Used to capture mentions of clinic vital signs.</p> <p>Do not capture vitals performed at home.</p> <p><u>Examples:</u> blood pressure, vitals, height, weight, pulse, oxygen, temperature, EKG/ECG, pulmonary function testing, incentive spirometry, stress test</p>
Diagnosics	Home Labs/Vitals	<p>Used to capture mentions of home labs or vitals.</p> <p>Do not capture any labs/vitals performed in the clinic.</p> <p><u>Examples:</u> blood pressure, blood sugar, temperature, pulse, weight, height, oxygen saturation</p>

Diagnosics Attributes

The attributes we will be focusing on are *status*, *improving*, *worsening*, *unchanged*, *location*, *indication*, *frequency*, *time of study*, *value/finding*, and *irrelevant*.

- We want entities to have clear associations with their attributes within frames. To eliminate ambiguity or confusion within frames, we ask that you **only capture the most recent attribute** when there are multiple mentions within an attribute category. **The only exception to this is the value-finding tags**, which are now differentiated by recent and prior findings. Example provided below.

Diagnostics Attribute Labels + Applications

DiagnosicsStatus	Ordered	<p>Applied to diagnostic entities that are pending from previous encounters or ordered during the current encounter.</p> <p>Do not capture diagnostics that have been conducted or completed already.</p> <p><u>Examples:</u> DR: “Here is a slip for your bloodwork.” DR: “I have sent the referral for your endoscopy.”</p>
DiagnosicsStatus	Completed	<p>Applied to diagnostic entities that have been completed prior to the current encounter or during the current encounter.</p> <p><u>Good Example:</u> DR: “Your blood pressure looks good today.”</p> <p><u>Bad Example:</u> DR: “Let’s recheck your blood pressure before you leave.” <ul style="list-style-type: none"> - The repeat blood pressure has not been performed, so the completed tag should not be used. </p>
DiagnosicsStatus	Requested	<p>Applied to diagnostic entities requested by the patient.</p> <p><u>Examples:</u> PT: “Can you recheck my PSA?” PT: “It has been five years since my last mammogram. Can you order one today?”</p>
DiagnosicsStatus	Not Performed	<p>Applied to diagnostic entities that have not been performed or those that will not be performed.</p> <p><u>Examples:</u> DR: “Have you had a colonoscopy in the past?” PT: “No.” DR: “I understand you are claustrophobic. We will not do the MRI.”</p>

DiagnosicsStatus	Unknown	<p>Applied to diagnostic entities that have an unclear status for the patient or are irrelevant to the patient.</p> <p>Do not capture diagnostics mentioned in an educational context.</p> <p><u>Examples:</u> PT: “They either did a CT or MRI. I don’t know which.” DR: “Did you have the DEXA scan?” PT: “I think so.”</p>
DiagnosicsStatus	Education/Suggestion	<p>Applied to diagnostic entities that are mentioned in an educational or theoretical context or diagnostics that are suggested by the provider but not clearly ordered during the current encounter.</p> <p><u>Examples:</u> DR: “An echocardiogram is an ultrasound that looks at your heart.” DR: “Another option is an echocardiogram.”</p>
DiagnosicsAttr	Improving	<p>Used for spans that indicate the diagnostic is improving.</p> <p><u>Examples:</u> improving, better, not as bad</p> <p><u>Example:</u> DR: “Your A1C is better than we had in June.”</p>
DiagnosicsAttr	Worsening	<p>Used for spans that indicate the diagnostic is worsening.</p> <p><u>Examples:</u> worsening, poorer, deteriorating</p> <p><u>Example:</u> DR: “Your viral load is rapidly worsening.”</p>
DiagnosicsAttr	Unchanged	<p>Used for spans that indicate the diagnostic is unchanged.</p> <p><u>Examples:</u> about the same, unchanged, stable</p> <p><u>Example:</u> DR: “How is your blood pressure?” PT: “It has been the same. Running around 150/90.”</p>
DiagnosicsAttr	Location	Used for spans that describe the location being evaluated by the diagnostic.
DiagnosicsAttr	Indication	Used for spans that describe why the diagnostic is being performed.
DiagnosicsAttr	Frequency	Used for spans that describe how often the diagnostic is

		performed or will be performed.
DiagnosicsAttr	Time of Study	<p>Used for spans that describe when the diagnostic was conducted or will be conducted.</p> <p><u>Note:</u> Sample collection and testing can occur at different times for laboratory/pathology tests. We consider the time of collection to be the time of study in such instances.</p>
DiagnosicsAttr	Value/Finding (Most Recent)	<p>Applied to the most recent finding for that diagnostic.</p> <p>It is appropriate to capture:</p> <ul style="list-style-type: none"> - Values (normal and abnormal). - Results (normal and abnormal). - Provider interpretation or commentary (mentions of improvement, deterioration, reassurance, non-reassuring commentary, etc). <p><u>Example:</u> DR: Your A1c is 6.0 now. That is great!</p> <ul style="list-style-type: none"> - We want to capture the numerical value. - We also want to capture “great” because it is the doctor’s interpretation of the result.
DiagnosicsAttr	Value/Finding (Prior)	<p>Applied to previous findings for that diagnostic.</p> <p>It is appropriate to capture...</p> <ul style="list-style-type: none"> - Values (normal and abnormal). - Results (normal and abnormal). - Provider interpretation or commentary (mentions of improvement, deterioration, reassurance, non-reassuring commentary, etc). <p><u>Example:</u> DR: Your A1c is 6.0 now. It was 6.5 in January earlier this year.</p> <ul style="list-style-type: none"> - “January” is associated with a previous lab value, so we would not capture it as time of study.
DiagnosicsSpecial	Irrelevant	<p>Applied to diagnostics entities that are not relevant to the patient.</p> <p>These spans would not be found in the patient’s medical record.</p> <p><u>Example:</u> PT: “My husband had a colonoscopy.”</p>

Example 1 - Grouping Entities

- 92 **DR** “How have your **sugars** been running?”
- 93 **PT** “**Not much different**, still **around 200 or 220** **in the mornings.**”
- 94 **DR** “Yeah, it looks like your **blood sugar** was **232** when we checked it **a few weeks ago.**”
- 95 **PT** “Um-hum.”
- 96 **DR** “Let’s check your **A1c** again and see.”

Group 1	<p>sugars</p> <p>Not much different</p> <p>Around 200 or 220</p> <p>In the morning</p>	<p>Diagnostics:Home Labs/Vitals + DiagnosticsStatus:Completed</p> <p>DiagnosticsAttr:Unchanged</p> <p>DiagnosticsAttr:Value/Finding (Most Recent)</p> <p>DiagnosticsAttr:Time of Study</p>
Group 2	<p>Blood sugar</p> <p>232</p> <p>A few weeks ago</p>	<p>Diagnostics:Labs/Pathology + DiagnosticsStatus:Completed</p> <p>DiagnosticsAttr:Value/Finding (Most Recent)</p> <p>DiagnosticsAttr:Time of Study</p>
Group 3	<p>A1c</p>	<p>Diagnostics:Labs/Pathology + DiagnosticsStatus:Ordered</p>

Takeaways:

- Groups must contain spans with matching entity and status labels.
 - “blood glucose” is referencing a laboratory diagnostic.
 - “sugars” is referencing a home diagnostic (fingerstick glucose measurement).
 - These entities should be grouped separately as they are contextually different.

Example 2 - Education/Suggestion Status

- 41 **PT** “When do I have to get a **colonoscopy?**”

42 DR “The recommendation is a screening colonoscopy beginning at age 50. So I will put in an order for you to get a colonoscopy. And then you’re good for 10 years if it’s negative.”

Group 1	Colonoscopy (1st HL)	Diagnostics:Scope + DiagnosticsStatus:Unknown
Group 2	Screening colonoscopy (2nd HL) Beginning at age 50 10 years	Diagnostics:Scope + DiagnosticsStatus:Education/Suggestion DiagnosticsAttr: Time of Study DiagnosticsAttr:Frequency
Group 3	Colonoscopy (3rd HL)	Diagnostic:Scope + DiagnosticsStatus:Ordered

Takeaways:

- Colonoscopy (1st mention) does not have a clear status so “unknown” should be used.
- Colonoscopy (2nd mention) is educational regarding colorectal cancer screening guidelines so “education/suggestion” should be used.
- The attributes “beginning at age 50” and “10 years” are discussed in an educational context and should be grouped accordingly.
- We **do not** capture “10 years” in the same frame as the second mention of colonoscopy since we do not know if this is the true frequency of the diagnostic for the patient.
- Notice that the three mentions of colonoscopy are grouped separately because they are all discussed in different contexts and possess different status tags.

Example 3 - Vital Signs

77 DR “It looks like you have gained some weight since your last visit. Up to 205 from 196.”

78 PT “Yeah.”

79 DR “What’s changed? Are you watching what you eat?”

80 PT “Not really. But I don’t think that’s really different.”

81 DR “122/78, that’s good. It’s just the weight we need to work on.”

Group 1	weight (line77)	Diagnostics:Clinic Vitals + DiagnosticsStatus:Completed
	Gained some (line 77)	DiagsAttr:Value/Finding (Most Recent)
	Up to 205 from 196 (line 77)	DiagnosticsAttr:Value/Finding (Most Recent)

Takeaways:

- Changes in weight can be mentioned as a subjective symptom or objective finding. The patient’s weight is being mentioned by the provider based on objective data from the visit. Given this context, weight should be captured using the “clinical vitals” entity tag.
- The value/finding tag is most appropriate for “gained some” because there is no way to ascertain whether this result is positive or negative.
- We **do not** capture “since your last visit” because it is too vague to be tagged as time of study.
- While clinical knowledge suggests that “122/78” and “good” are both referring to a blood pressure measurement, these should not be highlighted because there is no entity mentioned.
- We **do not** capture the second mention of weight because it is not stated as a diagnostic. This situation is similar to when elevated blood pressure measurements are discussed and the provider then states, “We need to get your blood pressure under control.” later in the conversation. That second mention of blood pressure is referring to a condition and would not be captured in the diagnostics task.

The Providers Task

Provider Entities

This task focuses on capturing every relevant mention of a provider/specialty as an entity, designating a status for each provider/specialty, and grouping with related attributes or events.

Provider = registered healthcare professional OR specialty providing healthcare services.

- Provider entities include mentions of specialists or specialties that currently provide, have provided, or will provide healthcare to the patient.
 - Examples (provider): primary care doctor, cardiologist, psychiatrist, physician, physician assistant, nurse practitioner, nurse, physical therapist, chiropractor, eye doctor
 - Refer to ontology search terms for additional examples.
 - Examples (specialty): dermatology, neurology, emergency department
 - Refer to ontology search terms for additional examples.

Provider Entity Labels + Applications

		<p>Applied to the provider/specialty in the current encounter.</p> <p>Span may be in regards to the present visit or follow-ups.</p> <p>Appropriate to capture nouns like visit, appointment, etc.</p> <p>Appropriate to capture spans like return to clinic, come see me, etc.</p> <p><u>Example:</u> DR: “Schedule an appointment with my PA in 2 weeks.” - PA is referencing the clinic from the current encounter, so it is captured as Provider:Current Encounter.</p> <p><u>Example:</u> PT: “So [PHYSICIAN NAME OTHER] when should I start this?”</p>
Provider	Current Encounter	
Provider	Other	<p>Applied to any provider/specialty outside the current encounter.</p> <p><u>Examples:</u> dermatologist, cardiologist, therapist, eye doctor, emergency department, hospital</p>

IMPORTANT NOTES:

- We **do not** want to capture pronouns.
 - Examples: he, she, me, I
- We want to capture mentions of provider types.
 - Examples: cardiologist, dermatologist
- We want to capture mentions of redacted PII.
 - Examples: [DEIDENTIFIED], [PHYSICIAN NAME OTHER]
- We want to capture phrases used in proxy for the provider or specialty.

- Examples: doctor, physician

Provider Attributes

The attributes we will be focusing on are *status (present, absent, unknown)*, *tempo*, *indication*, and *events (start, stop, and continue)*.

Provider Status/Attribute Labels + Applications

ProviderStatus	Present	<p>Appropriate when the patient is established with a provider.</p> <p>Should not be applied to providers the patient has not yet seen.</p> <p><u>Example:</u> DR: "Let's have you back in 3 months".</p> <p><u>Example:</u> DR: "You should follow up with your diabetes doctor for that."</p>
ProviderStatus	Absent	<p>Appropriate when the patient denies seeing a provider.</p> <p>Appropriate when the patient is not established with a provider.</p> <p><u>Example:</u> DR: "Do you see a cardiologist?" PT: "No."</p>
ProviderStatus	Unknown	<p>Appropriate when a clear status is not communicated.</p> <p>Appropriate when the patient is referred to a provider.</p> <p>Appropriate when the patient is scheduled to see a provider (1st time).</p> <p><u>Example:</u> DR: "Have you ever seen a cardiologist?" PT: "A long time ago maybe."</p> <p><u>Example:</u> DR: "Have you been to the chiropractor?" PT: "I have an appointment for next week."</p>
ProviderAttr	Tempo	<p>Used for spans that describe when the patient will be seen (was seen).</p> <p>Used for spans that describe how often the patient sees a provider.</p> <p>Used for spans that describe how long the patient has seen a provider.</p> <p><u>Example:</u></p>

		<p>DR: "I see my therapist next week."</p> <p><u>Example:</u> DR: "When did you last see your cardiologist?" PT: "It was probably almost a year ago."</p>
ProviderAttr	Indication	<p>Used for spans that describe why the patient is being seen or referred.</p> <p>Indications can be symptoms, conditions, treatments, etc.</p> <p><u>Examples:</u> cancer, radiation, diabetes, hip surgery</p>
ProviderEvent	Start	<p>Verb phrase indicating the provider's direction or patient's acknowledgement to start seeing a provider</p> <p><u>Example:</u> DR: "Let's start you with Physical Therapy for that."</p> <p><u>Example:</u> PT: "You referred me to Neurology but I haven't been able to go."</p> <p>For start events initiated prior to the current encounter, apply the double tag "ProviderSpecial:Past".</p> <p><u>Example:</u> PT: "Last time you referred me to Neurology but I haven't been able to get an appointment."</p>
ProviderEvent	Stop	<p>Verb phrase indicating the provider's direction or patient's acknowledgement to stop seeing a provider.</p> <p>Should not be used if the patient stopped seeing the provider without the direction or agreement of another provider.</p> <p><u>Good Example:</u> DR: "You can stop seeing the chiropractor since you do not feel better."</p> <p><u>Bad Example:</u> PT: "I stopped seeing the chiropractor." - It seems the patient made the decision to stop seeing the provider out of their own volition. Since this action is not clearly directed by a provider, we would not capture this span as a stop event.</p> <p>For stop events initiated prior to the current encounter, apply the double tag "ProviderSpecial:Past".</p>

		<p><u>Example:</u> PT: “The stomach doctor told me I could stop coming to them unless I had any other concerns.”</p>
ProviderEvent	Continue	<p>Verb phrase indicating the patient should continue to follow up with a current provider.</p> <p><u>Good Example:</u> DR: You can keep going with the chiropractor if it helps.</p> <p><u>Bad Example:</u> PT: “I have decided to keep going to the chiropractor.” - It seems the patient made the decision to stop seeing the provider out of their own volition. Since this action is not clearly directed by a provider, we would not capture this span as a continuation event.</p> <p>For continuation events initiated prior to the current encounter, apply the double tag “ProviderSpecial:Past”.</p> <p><u>Example:</u> PT: “Last time you told me you wanted me to keep coming every 3 months.”</p>
ProviderSpecial	Past	<p>Applied as a triple tag when the patient is no longer seeing a provider</p> <p>Applied as a triple tag when events (start, stop, continue) were initiated in the past</p> <p><u>Example:</u> PT: “I used to see a dermatologist.”</p>

Example 1 - Grouping

92 **DR** “Let’s **refer** you to **Urology.** Also, are you still following up with your **allergist?**”

93 **PT** “Ok, that sounds good. Yes, I do **once a month.**”

Group 1	refer	ProviderEvent:Start
	urology	Provider:Other ProviderStatus:Unknown

Group 2	Allergist	Provider:Other ProviderStatus:Present
	once a month	ProviderAttr:Tempo

Takeaways:

- Remember to separate each provider entity into different frames if they are not conceptually synonymous.

Example 2 - Educational Mentions or Suggestions

95 DR "I usually recommend patients with similar symptoms to see a neurologist."

96 PT "Okay."

97 DR "I am putting in the referral to the neurology office."

Group 1	putting in the referral	ProviderEvent:Start
	Neurology office	Provider:Other ProviderStatus:Unknown

Takeaways:

- We **do not** want to capture "neurologist" because it is an educational mention.
 - We **do not** want to capture educational mentions in this task.

Example 3 - Event, Current Encounter

*NOTE: Encounter type of the example below is OB-GYN.

98 DR "It's important for you to follow up with OB. Let's have you back in one year."

99 PT "Ok, thanks."

Group 1	follow up	ProviderEvent:Continue
	OB	Provider:Current Encounter ProviderStatus:Present
	have you back	ProviderEvent:Continue

	one year	ProviderAttr:Tempo
--	----------	--------------------

Takeaways:

- Be mindful of the current encounter type listed on the upper-right hand corner of the conversation. It is possible to have mentions of the current provider’s specialty within the conversation. If this occurs, apply “Provider:Current Encounter”.
- Remember to group “Provider:Current Encounter” with relevant attributes regarding the patient’s next follow up with the current provider.

Example 4 - Event, Referrals

41 DR “I referred you to the pain specialists for your back pain last year. Did you see them?”

42 PT “Um-hum.”

43 DR “Okay, when was the last time you saw him?”

44 PT “[DEIDENTIFIED] has me come in every 3 months. I have an appointment in 2 weeks.”

Group 1	referred	ProviderEvent:Start ProviderSpecial:Past
	pain specialists	Provider:Other ProviderStatus:Present
	back pain	ProviderAttr:Indication
	[DEIDENTIFIED]	Provider:Other ProviderStatus:Present
	every 3 months	ProviderAttr:Tempo
	appointment	Provider:Other ProviderStatus:Present
	2 weeks	ProviderAttr:Tempo

Takeaways:

- “last year” is not captured because it refers to when the provider placed the referral and not necessarily when the patient saw the pain specialists.

- The provider states they referred the patient in the past, so “referred” is captured as “ProviderEvent:Start” and “ProviderSpecial:Past”.
- Please note that PII spans of text (e.g. [DEIDENTIFIED]) are captured when it is clear the span of text is referring to a medical provider or specialty.

Example 5 - Capturing PII as Provider Entity

45 **DR** “You did your radiation over with [PHYSICIAN NAME OTHER], correct?”

46 **PT** “Mmhmm.”

47 **DR** “Okay, good. And when did he last see you?”

48 **PT** “It’s been awhile, but I see him next month.”

Group 1	Radiation	ProviderAttr:Indication
	[PHYSICIAN NAME OTHER]	Provider:Other ProviderStatus:Present
	It’s been awhile	ProviderAttr:Tempo ProviderSpecial:Past
	Next month	ProviderAttr:Tempo

Takeaways:

- Although pronouns are clearly being used to refer to a provider/specialty, we do not capture pronouns because it does not provide the modeling team with a consistent reference.
- ProviderAttr:Indication can be used to capture any span that explains why the provider/specialty is being seen.

The Social History Task

Social History Entities

This task focuses on capturing social history entities, designating a status for each entity, and grouping with any related attributes.

Social History = social factors that are relevant to the medical chart.

- Relevant social history entities...
 - Impact the patient’s physical or mental health.
 - Impact the provider’s medical decision making or the clinical course.

Social History Entity Labels + Applications

Social History	Alcohol Use	<p>Used to capture mentions of alcohol use (active or inactive).</p> <p>Should only be applied to general spans like alcohol, drink, etc.</p> <p>Specific details regarding the patient’s alcohol consumption should be captured using the “Characteristic/Details” tag.</p> <p><u>Good Example:</u> DR: “Any alcohol use?” PT: “No.”</p> <p><u>Bad Example:</u> PT: “Mostly beer a few times a week.” - This span describes the patient’s alcohol consumption and should be tagged with “characteristic/details”.</p>
Social History	Children	<p>Used to capture mentions of children (having or raising).</p> <p>Do not capture pronouns.</p> <p>Do not capture additional family members.</p> <p><u>Good Examples:</u> daughter, son, raising my nephew</p>
Social History	Diet	<p>Used to capture dietary habits, changes, and programs.</p> <p>Should only be applied to general spans like keto diet, etc.</p> <p>Specific details regarding the patient’s dietary habits should be captured using the “Characteristic/Details” tag.</p> <p>Do not capture dietary supplements.</p> <p><u>Good Examples:</u> keto diet, mediterranean diet, well-balanced diet, eating better, eating more vegetables</p> <p><u>Good Examples:</u> PT: “I cut back on carbs.” - This is an overall change in diet being reported by the</p>

		<p>patient and should be captured.</p> <p><u>Bad Examples:</u> PT: "I take apples to work." PT: "I eat less ice cream." PT: "I don't eat chips." - These are single items the patient is avoiding in their diet and should not be captured as entities.</p>
Social History	Employment	<p>Used to capture mentions of the patient's employment status or job information.</p> <p><u>Good Example:</u> PT: "I retired a few years ago." <u>Good Example:</u> DR: "What do you do for work?" PT: "I mostly work at a desk."</p> <p><u>Bad Example:</u> PT: "My son is a lawyer." - This information is not relevant to the patient's health or the provider's clinical decision making, so we would not capture it.</p>
Social History	Illicit/Recreational Drug Use	<p>Used to capture mentions of illicit drug use.</p> <p>This does not include prescription medications that are abused by the patient (captured in medications task).</p> <p><u>Examples:</u> marijuana, cocaine, meth, heroin</p>
Social History	Living Condition	<p>Used to capture mentions of housing status.</p> <p><u>Examples:</u> homeless, housed in a shelter, bought a house</p>
Social History	Marital Status	<p>Used to capture the patient's marital status.</p> <p><u>Examples:</u> married, single, divorced, domestic partner, wife, husband</p>
Social History	Physical Activity	<p>Used to capture physical activity other than physical therapy exercises.</p> <p>Should only be applied to general spans like exercise, activity, etc.</p>

		<p>Specific details regarding the patient’s physical activity should be captured using the “Characteristic/Details” tag.</p> <p><u>Good Example:</u> PT: “I try to exercise at least 3 days a week.”</p> <p><u>Good Example:</u> DR: “Are you active?” PT: “Not really.”</p> <p><u>Bad Example:</u> PT: “I have been running more lately.”</p> <ul style="list-style-type: none"> - “running” describes how the patient exercises and should be captured using “characteristic/details”. - This should only be highlighted if an associated entity like “exercise” is available.
Social History	Sexually Active	Used to capture mentions of sexual activity.
Social History	Tobacco Use	Used to capture mentions of tobacco use. <u>Examples:</u> smoking, chewing tobacco, cigarettes, cigars
Social History	Other	<p>“Catch all” for social history that is relevant to the patient’s health or clinical course but not otherwise applicable to the defined categories.</p> <p><u>Good Examples:</u> ADLs, environmental exposures, religious affiliation</p> <p>Do not capture additional mentions of family members unless paired with other relevant social history information</p> <p><u>Good Examples:</u> my dad lives with us, my mom is in the hospital</p> <p><u>Bad Examples:</u> father, mother, brother, cousin</p>

Social History Attributes

The attributes we will be focusing on are *status*, *tempo*, *progression*, *characteristic/detail*, and *modifying factors*.

Social History Status/Attribute Labels + Applications

SocialStatus	Present	Applied to social history explicitly stated as true or present.
--------------	---------	---

SocialStatus	Absent	Applied to social history explicitly stated as false or absent.
SocialStatus	Unknown	Applied to social history where status is unclear or not stated. Do not use for theoretical mentions.
SocialAttr	Tempo	Used to capture when, how often, or how long a patient partakes in a given piece of social history. <u>Good Example:</u> PT: “I started smoking during high school , quit for awhile, then started again a few years ago .” <ul style="list-style-type: none"> - These spans describe onset and should be captured. <u>Good Example:</u> PT: “I have been smoking for several years .” <ul style="list-style-type: none"> - This span describes duration and should be captured. <u>Examples:</u> on and off, regularly, days, weeks, months, years
SocialAttr	Progression	Used to capture text indicating if an element of social history is improving, worsening, or unchanged. <u>Good Example:</u> DR: “How’s the alcohol use?” PT: “ Doing better, down to 3 drinks a day.” <ul style="list-style-type: none"> - These spans are describing an improvement in patient’s alcohol use based on the context. <u>Examples (improving):</u> improving, recovering <u>Examples (worsening):</u> worsening, declining <u>Examples (unchanged):</u> about the same, controlled
SocialAttr	Characteristic/Details	Used to describe characteristics of the entity. <u>Example:</u> DR: “Are you active?” PT: “I try to be. I run a few times a week.” <ul style="list-style-type: none"> - Specifics of how the patient is active (entity) are captured using this tag. <u>Example:</u>

		<p>PT: “I cut back on carbs. I’m eating less bread and chips.”</p> <ul style="list-style-type: none"> - Specifics of how the patient cut back on carbs (entity) are captured using this tag. <p><u>Example:</u> DR: “Any alcohol use?” PT: “Sometimes, mostly wine.”</p> <ul style="list-style-type: none"> - Specifics of the patient’s alcohol use (entity) are captured using this tag. <p><u>Example:</u> PT: “I smoke about 2 packs everyday.”</p> <ul style="list-style-type: none"> - The number of packs the patient smokes are captured using this tag.
SocialAttr	Modifying Factor, Yes	<p>Used to capture confirmed provoking factors and alleviating factors for social behaviors.</p> <p><u>Example:</u> DR: “Have you been drinking more?” PT: “Yeah. There has been a lot of stress at work.”</p>
SocialAttr	Modifying Factor, No	<p>Used to capture factors that do not provoke or alleviate social behaviors.</p>
SocialAttr	Modifying Factor, Unknown	<p>Used to capture factors that are not clearly stated to provoke/alleviate or not provoke/not alleviate a particular social behavior.</p> <p>Used when alleviation or provocation is not explicitly stated.</p> <p>Should not be used to capture theoretical provoking factors that have not been tried by the patient.</p>
SocialSpecial	Resolved	<p>Applied to social history that is no longer true for the patient (has cleared or healed).</p> <p><u>Example:</u> DR: “Are you still drinking?” PT: “Not anymore. I stopped months ago.”</p> <ul style="list-style-type: none"> - Since the patient no longer drinks, we would triple tag this span with “resolved”.

Example 1 - Social History Other

45 **MA** “Anything else changed in your medical history? New surgeries? Any changes to

your family history?”

46 **PT** “This is not really medical, but I just moved to the area a couple of weeks ago, from the east coast.”

Group 1	moved to the area	Social History:Other SocialStatus:Present
	a couple of weeks ago	SocialAttr: Tempo
	from the east coast	SocialAttr:Characteristic/Details

Takeaways:

- “moved to the area” is important social history to capture. It does not fit clearly into any of the other social history entity categories, so we choose the “other” entity tag.
- “a couple of weeks ago” describes when the patient moved and how long he/she has been in the area, so we label that span as “SocialAttr:Tempo”.
- “from the east coast” describes the patient’s move, so we label that span as “SocialAttr: Characteristic/Details”.

Example 2 - Social History Attributes

126 **DR** “Do you smoke at all?”

127 **PT** “No, I stopped when I was 25.”

128 **DR** “Oh great. About how many years did you smoke?”

129 **PT** “3 or 4 years.”

130 **DR** “Okay. Well I’m very glad you quit. Any alcohol?”

131 **PT** “Yes, sometimes. I did binge this past weekend though. I went to a wedding.”

132 **DR** “Oh well, let’s keep it to 1 to 2 if we can.”

Group 1	Smoke	Social History:Tobacco Use SocialStatus:Present SocialSpecial:Resolved
	stopped when I was 25	SocialAttr:Tempo

	Smoke	Social History:Tobacco Use SocialStatus:Present Social Special:Resolved
	3 or 4 years	SocialAttr:Tempo
Group 2	alcohol	Social History:Alcohol Use SocialStatus:Present
	sometimes	SocialAttr:Tempo

Takeaways:

- Although the patient is no longer an active smoker, this is still pertinent to their medical record. In order to indicate this, we assign a status of “present” and add the triple tag of “resolved”.
- It is important to capture how long the patient smoked for and when they quit. Both these spans should be captured with “SocialAttr:Tempo”.

Example 3 - Physical Activity

43 DR “How about exercise? Do you walk or have a routine?”

44 PT “Well, there are stairs in my house. Does that count?”

Group 1	exercise	Social History:Physical Activity SocialStatus:Present
	stairs in my house	SocialAttr:Characteristic/Details

Takeaways:

- Although the patient does not directly acknowledge a formal exercise routine, they do refer to some aspect of physical activity. Whether or not the physician counts that as exercise is not a call that we need to make.
- “Stairs in my house” is a descriptor of the physical activity the patient does, and should be labeled as a “Characteristic/Detail”.