

Large cycles in essentially 4-connected planar graphs

Michael C. Wigal* and Xingxing Yu†

School of Mathematics
Georgia Institute of Technology
Atlanta, GA 30332

February 20, 2024

Abstract

Tutte proved that every 4-connected planar graph contains a Hamilton cycle, but there are 3-connected n -vertex planar graphs whose longest cycles have length $\Theta(n^{\log_3 2})$. On the other hand, Jackson and Wormald in 1992 proved that an essentially 4-connected n -vertex planar graph contains a cycle of length at least $(2n+4)/5$, which was recently improved to $5(n+2)/8$ by Fabrici *et al.* In this paper, we improve this bound to $\lceil (2n+6)/3 \rceil$ for $n \geq 6$, which is best possible, by proving a quantitative version of a result of Thomassen on Tutte paths.

AMS Subject Classification: 05C38, 05C40, 05C45

Keywords: Cycle, Bridge, Tutte subgraph

*Supported by NSF Graduate Research Fellowship under Grant No. DGE-1650044

†Partially supported by NSF Grant DMS 1600738

1 Introduction

The Four Color Theorem [1,2] (also see [7]) states that every plane graph is 4-face-colorable. All known proofs of the Four Color Theorem require the use of a computer. However, if a plane graph has a Hamilton cycle then one can properly four color all its faces easily.

Tait [8] conjectured that every 3-connected cubic planar graph contains a Hamilton cycle, which, if true, would imply the Four Color Theorem. However, Tutte [10] discovered a counterexample and, since then, families of counterexamples have been constructed, see for instance [3]. On the other hand, Whitney [12] proved that every planar triangulation without separating triangles are Hamiltonian, which was extended by Tutte [11] to all 4-connected planar graphs. Later, Thomassen [9] showed that in fact all 4-connected planar graphs are Hamilton connected, i.e., there is a Hamilton path between any two vertices.

There has been interest in finding good lower bounds on the circumference of 3-connected planar graphs. (The *circumference* of a graph is the length of a longest cycle in that graph.) For instance, Chen and the second author [4] showed that the circumference of a 3-connected planar n -vertex graph is at least $n^{\log_3 2}$, which is best possible because of iterated planar triangulations $Tr(k)$: starting with $Tr(0) = K_3$, for each $k \geq 1$, add a vertex in each face of $Tr(k-1)$ and connect it with an edge to each vertex on the boundary of that face.

For any positive integer k , a graph is *essentially k -connected* if it is connected and, for any $S \subseteq V(G)$ with $|S| < k$, $G - S$ is connected or has exactly two components one of which has exactly one vertex. Jackson and Wormald [6] proved that the circumference of any essentially 4-connected n -vertex planar graph is at least $(2n+4)/5$. Very recently, this bound has been improved to $5(n+2)/8$ by Fabrici, Harant, Mohr, and Schmidt [5], using sophisticated discharging rules. The main result of this paper is the following

Theorem 1.1. *Let $n \geq 6$ be an integer and let G be any essentially 4-connected n -vertex planar graph. Then the circumference of G is at least $\lceil (2n+6)/3 \rceil$.*

This bound is best possible in the following sense. Take a 4-connected triangulation T on k vertices, and inside each face of T add a new vertex and three edges from that new vertex to the three vertices in the boundary of that face. The resulting graph, say G , has $n := 3k - 4$ vertices. Now take an arbitrary cycle C in G . For each $x \in V(C)$ with degree three in G , we delete x from C and add the edge of G between the two neighbors of x in C . This results in a cycle in T , say D . Clearly, $|D| \leq k$; which implies $|C| \leq 2k$. Hence, the circumference of G is at most $2k = 2(n+4)/3 = \lceil (2n+6)/3 \rceil$.

Our proof of Theorem 1.1 uses an idea from Thomassen [9] and Tutte [11] — finding a cycle C in a 2-connected graph G such that every component of $G - C$ has at most three neighbors on C . This idea helps us avoid the difficulty of dealing with 4-connected graphs and has been used before to find Hamilton cycles in 4-connected graphs. We prove a quantitative version of a result in [9] on such cycles by also controlling the number of components of $G - C$, see Theorem 2.1. Our approach follows that of [9], but many adjustments are needed to complete the work.

In Section 2, we introduce additional notation and terminology and state a more technical result, Theorem 2.1, from which Theorem 1.1 will follow. In Section 3, we deal with special cases of Theorem 2.1 when there exist certain 2-cuts in the graph. In Section 4, we complete the proof of Theorem 2.1. In Section 5, we derive Theorem 1.1 from Theorem 2.1.

We conclude this section with useful notation. We often use $|G|$ to denote the number of vertices in G , and represent a path by a sequence of vertices (with consecutive vertices being adjacent). For two graphs G and H , we use $G \cup H$ and $G \cap H$ to denote the union and intersection of G and H , respectively. For any $S \subseteq V(G)$, $G - S$ denotes the subgraph of G obtained from G by deleting all vertices in S and all edges of G incident with S . We often write $G - H$ for $G - V(G \cap H)$. Moreover, for any family T of 2-element subsets of $V(G)$ we use $G + T$ to denote the graph with vertex set $V(G)$ and edge set $E(G) \cup T$. When $T = \{\{u, v\}\}$, we write $G + uv$ instead of $G + \{\{u, v\}\}$.

For any positive integer k and any graph G , a k -separation in G is a pair (G_1, G_2) of subgraphs of G such that $|V(G_1 \cap G_2)| = k$, $G = G_1 \cup G_2$, $E(G_1) \cap E(G_2) = \emptyset$, and $G_i \not\subseteq G_{3-i}$ for $i = 1, 2$. A k -cut in G is a set $S \subseteq V(G)$ with $|S| = k$ such that there exists a separation (G_1, G_2) in G with $V(G_1 \cap G_2) = S$ and $G_i - G_{3-i} \neq \emptyset$ for $i = 1, 2$.

2 Tutte paths

In order to find a long cycle in an essentially 4-connected planar graph, we instead find a cycle C in a 2-connected planar graph G such that every component of $G - C$ has at most three neighbors on C and the number of components of $G - C$ is as small as possible. Thus, we introduce the concept of a Tutte subgraph.

Let G be a graph and $H \subseteq G$. An H -bridge of G is a subgraph of G which is either induced by an edge in $E(G) \setminus E(H)$ with both incident vertices on H , or induced by the edges of G that are incident with one or two vertices in a single component of $G - H$. Let

$$\beta_G(H) = |\{B : B \text{ is an } H\text{-bridge of } G \text{ and } |B| \geq 3\}|.$$

For any H -bridge B of G , a vertex in $V(B \cap H)$ is called an *attachment* of B on H . We say that H is a *Tutte subgraph* of G if every H -bridge of G has at most three attachments on H . Moreover, for any subgraph $F \subseteq G$, H is said to be an F -Tutte subgraph of G if H is a Tutte subgraph of G and every H -bridge of G containing an edge of F has at most two attachments on H . (The concept of F -Tutte subgraphs is introduced for induction purpose.) A *Tutte cycle* (respectively, *Tutte path*) is a Tutte subgraph that is a cycle (respectively, path).

Given a plane graph G and a cycle C in G , we say that (G, C) is a *circuit graph* if G is 2-connected, C is the outer cycle of G (i.e., C bounds the infinite face of G), and, for any 2-cut T in G , each component of $G - T$ must contain a vertex of C . Note that C has a clockwise orientation and a counterclockwise orientation, and we may use the symmetry between these two orientations. For any distinct elements $x, y \in V(C) \cup E(C)$, we use xCy to denote the subpath of C in clockwise order from x to y such that $x, y \notin E(xCy)$. We say that xCy is *good* if G has no 2-separation (G_1, G_2) with $V(G_1 \cap G_2) = \{s, t\}$ such that x, s, t, y occur on xCy in order, $sCt \subseteq G_2$, and $|G_2| \geq 3$. Moreover, let

$$\tau_{Gxy} = \begin{cases} 2/3, & xCy \text{ is not good;} \\ 2/3, & |\{x, y\} \cap E(C)| = 1 \text{ and } x \text{ and } y \text{ are incident;} \\ 1/3, & |\{x, y\} \cap E(C)| = 1 \text{ and } |xCy| = 2; \\ 0, & \text{otherwise.} \end{cases}$$

If there is no danger of confusion, we may drop the reference to G in all of the above notation. We can now state the result from which we will deduce Theorem 1.1.

Theorem 2.1. *Let $n \geq 3$ be an integer, let (G, C) be a circuit graph on n vertices, let $u, v \in V(C)$ be distinct, and let $e \in E(C)$, such that u, e, v occur on C in clockwise order. Then G has a C -Tutte path P between u and v such that $e \in E(P)$ and*

$$\beta(P) \leq (n - 6)/3 + \tau_{vu} + \tau_{ue} + \tau_{ev}.$$

To help the reader digest the notation involved, we illustrate this statement with two cases: $e = uv$, and $|G| = 3$.

Lemma 2.2. *Theorem 2.1 holds when $e = uv$ or $|G| = 3$.*

Proof. As G is 2-connected, we have $|G| \geq 3$. First, suppose $e = uv$. Then vCu is not good because of the 2-separation $(uCv, G - uv)$; so $\tau_{vu} = 2/3$. Moreover, since u, v are both incident with e , $\tau_{ue} = \tau_{ev} = 2/3$. Hence, $P := vu$ gives the desired path as $\beta(P) = 1 \leq (|G| - 6)/3 + \tau_{vu} + \tau_{ev} + \tau_{ue}$.

Now assume $e \neq uv$ and $|G| = 3$. Further assume by symmetry that u is not incident with e . Then $\tau_{vu} = 0$, $\tau_{ue} = 1/3$, and $\tau_{ev} = 2/3$. Hence, $P := C - uv$ gives the desired path as $\beta(P) = 0 = (|G| - 6)/3 + \tau_{vu} + \tau_{ue} + \tau_{ev}$. \blacksquare

3 Special 2-cuts

In this section, we deal with two cases when the plane graph G in Theorem 2.1 has certain 2-cuts. In the first case, G has a 2-cut separating $\{u, v\}$ from e . We formulate it as a lemma.

Lemma 3.1. *Suppose $n \geq 4$ is an integer and Theorem 2.1 holds for graphs on at most $n - 1$ vertices. Let (G, C) be a circuit graph on n vertices, $u, v \in V(C)$ be distinct, and $e \in E(C)$, such that u, e, v occur on C in clockwise order.*

If G has a 2-separation (G_1, G_2) such that $\{u, v\} \subseteq V(G_1)$, $\{u, v\} \not\subseteq V(G_2)$, $e \in E(G_2)$, and $|G_2| \geq 3$, then G has a C -Tutte path P between u and v such that $e \in E(P)$ and $\beta(P) \leq (n - 6)/3 + \tau_{vu} + \tau_{ue} + \tau_{ev}$.

Proof. Let $V(G_1 \cap G_2) = \{x, y\}$ with $x \in V(eCv)$ and $y \in V(uCe)$. See Figure 1. Let $G'_i = G_i + xy$ for $i \in \{1, 2\}$ such that G'_1 is a plane graph with outer cycle $C_1 := xCy + yx$ and G'_2 is a plane graph with outer cycle $C_2 := yCx + xy$. Note that both (G'_1, C_1) and (G'_2, C_2) are circuit graphs. Let $e_1 := xy$, $n_1 := |G'_1|$, and $n_2 := |G'_2|$. Then $n_1 + n_2 = n + 2$. Since $\{u, v\} \not\subseteq V(G_2)$, we may assume by symmetry that $u \neq y$.

By assumption, G'_1 has a C_1 -Tutte path between u and v such that $e_1 \in E(P_1)$ and

$$\beta_{G'_1}(P_1) \leq (n_1 - 6)/3 + \tau_{G'_1 vu} + \tau_{G'_1 ue_1} + \tau_{G'_1 e_1 v},$$

and G'_2 has a C_2 -Tutte path P_2 between x and y such that $e \in E(P_2)$ and

$$\beta_{G'_2}(P_2) \leq (n_2 - 6)/3 + \tau_{G'_2 xy} + \tau_{G'_2 ye} + \tau_{G'_2 ex}.$$

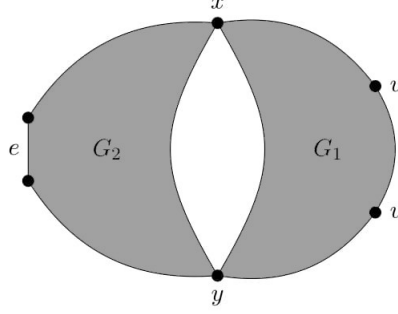


Figure 1: The separation (G_1, G_2) in G .

Note that $P := (P_1 \cup P_2) - e_1$ is a C -Tutte path in G between u and v such that $e \in E(P)$. Moreover, $\tau_{G'_1vu} = \tau_{Gvu}$ and $\tau_{G'_2xy} = 0$. Thus,

$$\beta_G(P) = \beta_{G'_1}(P_1) + \beta_{G'_2}(P_2) \leq (n-6)/3 - 4/3 + \tau_{Gvu} + \tau_{G'_1ue_1} + \tau_{G'_1e_1v} + \tau_{G'_2ye} + \tau_{G'_2ex}.$$

We claim that $\tau_{G'_1e_1v} + \tau_{G'_2ex} \leq \tau_{Gev} + 2/3$. This is clear if $\tau_{Gev} = 2/3$. If $\tau_{Gev} = 1/3$ then $|eCv| = 2$ and, hence, $|eCx| = 2$ or $|e_1Cv| = 2$; so $\tau_{G'_1e_1v} = 1/3$ or $\tau_{G'_2ex} = 1/3$, and the inequality holds as well. Now assume $\tau_{Gev} = 0$. Then $|eCv| \geq 3$ and eCv is good in G . So $|e_1Cv| \geq 3$ and e_1Cv is good in G'_1 , or $|eCx| \geq 3$ and eCx is good in G'_2 , or $|e_1Cv| = |eCx| = 2$. Hence, $\tau_{G'_1e_1v} = 0$, or $\tau_{G'_2ex} = 0$, or $\tau_{G'_1e_1v} = \tau_{G'_2ex} = 1/3$. Again we see that the inequality holds.

Similarly, $\tau_{G'_1ue_1} + \tau_{G'_2ye} \leq \tau_{Gue} + 2/3$. So $\beta_G(P) \leq (n-6)/3 + \tau_{Gvu} + \tau_{Gue} + \tau_{Gev}$. ■

The next lemma deals with a different type of 2-cuts in the graph G in Theorem 2.1.

Lemma 3.2. *Suppose $n \geq 4$ is an integer and Theorem 2.1 holds for graphs on at most $n-1$ vertices. Let (G, C) be a circuit graph on n vertices, $u, v \in V(C)$ be distinct, and $e = xy \in E(C)$, such that u, x, y, v occur on C in clockwise order.*

If $\{u, x\}$ or $\{v, y\}$ is a 2-cut in G then G has a C -Tutte path P between u and v such that $e \in E(P)$ and $\beta_G(P) \leq (n-6)/3 + \tau_{Gvu} + \tau_{Gue} + \tau_{Gev}$.

Proof. Suppose $\{u, x\}$ or $\{v, y\}$ is a 2-cut in G , say $\{u, x\}$ by symmetry. See Figure 2. Then G has a 2-separation (G_1, G_2) such that $xCu \subseteq G_1$, $uCx \subseteq G_2$, and $|G_2| \geq 3$. We choose (G_1, G_2) so that G_2 is maximal. Then $ux \notin E(G_1)$. Note that $\tau_{Gue} = 2/3$.

Case 1. G_1 is 2-connected.

Then let C_1 denote the outer cycle of G_1 . Since (G, C) is a circuit graph, (G_1, C_1) is a circuit graph. By assumption, G_1 has a C_1 -Tutte path P_1 between u and v such that $e \in E(P_1)$ and

$$\beta_{G_1}(P_1) \leq (|G_1| - 6)/3 + \tau_{G_1vu} + \tau_{G_1ue} + \tau_{G_1ev}.$$

Note that $\tau_{G_1vu} = \tau_{Gvu}$, $\tau_{G_1ue} = 0$ (as $ux \notin E(G_1)$), and $\tau_{G_1ev} = \tau_{Gev}$. So

$$\beta_G(P_1) = \beta_{G_1}(P_1) + 1 \leq (|G| - 6)/3 + \tau_{Gvu} + \tau_{Gue} + \tau_{Gev},$$

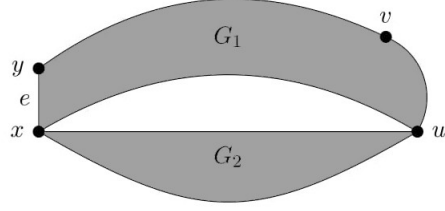


Figure 2: The separation (G_1, G_2) in G .

and P_1 gives the desired path P .

Case 2. G_1 is not 2-connected.

Let $G'_1 := G_1 + ux$ be the plane graph with outer cycle $C_1 := xCu + ux$, and let $G'_2 := G_2 + xu$ be the plane graph with outer cycle $C_2 := uCx + xu$. Since (G, C) is a circuit graph, we see that both (G'_1, C_1) and (G'_2, C_2) are circuit graphs.

Note that $\tau_{G'_1vu} = \tau_{Gvu}$, $\tau_{G'_1ue} = 1/3$, and $\tau_{G'_1ev} = \tau_{Gev}$. By assumption, G'_1 has a C_1 -Tutte path P_1 between u and v such that $e \in E(P_1)$ and

$$\beta_{G'_1}(P_1) \leq (|G'_1| - 6)/3 + \tau_{G'_1vu} + \tau_{G'_1ue} + \tau_{G'_1ev} = (|G_1| - 6)/3 + \tau_{Gvu} + (\tau_{Gue} - 1/3) + \tau_{Gev}.$$

Since G_1 is not 2-connected, $ux \in E(P_1)$.

Choose $e' \in E(uC_2x)$ such that $\tau_{G'_2e'x} = 1/3$ and $\tau_{G'_2ue'} \leq 2/3$. Note that $\tau_{G'_2xu} = 0$. By assumption, G'_2 has a C_2 -Tutte path P_2 between x and u such that $e' \in E(P_2)$ and

$$\beta_{G'_2}(P_2) \leq (|G'_2| - 6)/3 + \tau_{G'_2xu} + \tau_{G'_2ue'} + \tau_{G'_2e'x} \leq (|G_2| - 6)/3 + 1.$$

Now $P := (P_1 - ux) \cup P_2$ is a C -Tutte path in G between u and v such that $e \in E(P)$. Moreover,

$$\begin{aligned} \beta_G(P) &= \beta_{G'_1}(P_1) + \beta_{G'_2}(P_2) \\ &\leq (|G_1| - 6)/3 + \tau_{Gvu} + (\tau_{Gue} - 1/3) + \tau_{Gev} + (|G_2| - 6)/3 + 1 \\ &< (n - 6)/3 + \tau_{Gvu} + \tau_{Gue} + \tau_{Gev}. \end{aligned}$$

So P is the desired path. ■

4 Proof of Theorem 2.1

We apply induction on n . By Lemma 2.2 and by symmetry, we may assume that u is not incident with e , $|G| = n \geq 4$, and the assertion holds for graphs on at most $n - 1$ vertices. Let $e = v'v''$ such that u, v', v'', v occur on C in clockwise order. Then by Lemma 3.2,

(1) neither $\{u, v'\}$ nor $\{v, v''\}$ is a 2-cut in G .

Moreover, by Lemma 3.1, we may assume that G has no 2-cut T such that $T \neq \{u, v\}$ and T separates e from $\{u, v\}$. Thus, by planarity, uCe is contained in a block of $G - eCv$, which is denoted by H . See Figure 3. Note that $H \cong K_2$ or H is 2-connected. We may assume that

(2) H is 2-connected.

For, suppose that $H \cong K_2$. Then v' must have degree 2 in G and $G - v'$ is 2-connected; for otherwise, by planarity, there exists a vertex $z \in V(v''Cv)$ such that $\{v', z\}$ is a 2-cut in G separating e from $\{u, v\}$, contradicting Lemma 3.1. Let $C' := v''Cu + uv''$ be the outer cycle of the plane graph $G' := (G - v') + uv''$, and let $e' := uv''$. Note that (G', C') is a circuit graph, $\tau_{G'ue'} = 2/3 = \tau_{ue} + 1/3$, $\tau_{G'e'v} = \tau_{Gev}$, and $\tau_{G'vu} = \tau_{Gvu}$. Hence, by induction hypothesis, G' has a C' -Tutte path P' between u and v such that $e' \in E(P')$ and

$$\beta_{G'}(P') \leq (|G'| - 6)/3 + \tau_{G'vu} + \tau_{G'ue'} + \tau_{G'e'v} = (n - 6)/3 + \tau_{Gvu} + \tau_{Gue} + \tau_{Gev}.$$

Now $P := (P' - e') \cup uv'v''$ is a C -Tutte path in G between u and v such that $e \in E(P)$ and $\beta_G(P) \leq (n - 6)/3 + \tau_{Gvu} + \tau_{Gue} + \tau_{Gev}$. \square

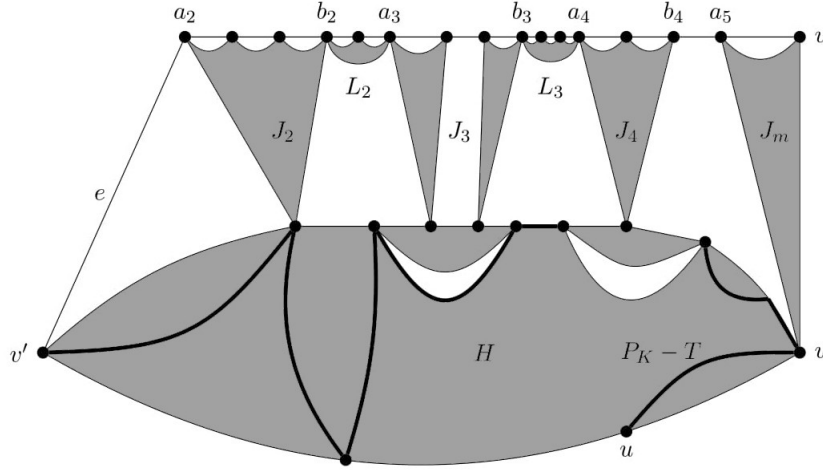


Figure 3: The subgraph H of G and the bridges between eCv and H .

By (2), let C' denote the outer cycle of H . Our strategy is to use induction hypothesis to find a path in H and extend it to the desired path in G along eCv . To do so, we need to avoid double counting too many vertices and, hence, we will need to contract some subgraphs of H . A 2-separation (H_1, H_2) in H with $V(H_1 \cap H_2) \subseteq V(v'C'u)$ is said to be *maximal* if there is no 2-separation (H'_1, H'_2) in H with $V(H'_1 \cap H'_2) \subseteq V(v'C'u)$, such that the subpath of $v'C'u$ between the two vertices in $V(H'_1 \cap H'_2)$ properly contains the subpath of $v'C'u$ between the two vertices in $V(H_1 \cap H_2)$.

Let K be obtained from H as follows: For every maximal 2-separation (H_1, H_2) in H with H_1 containing uCv' , contract H_2 to a single vertex (i.e., replace H_2 by a path of

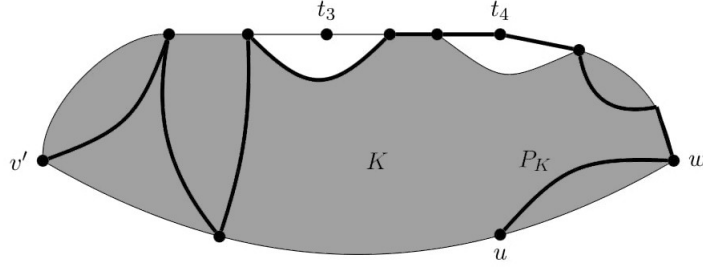


Figure 4: The graph K .

length 2 between the vertices of $V(H_1 \cap H_2)$). See Figure 4. Let T denote the set of the new vertices resulted from such contractions. Note that each vertex of T has degree 2 in K . Let D be the outer cycle of K . Then $uDv' = uCv'$. Let $w \in V(vCu)$ such that $wC'v' = wCv'$. Let $w' = w$ if $w \in V(K)$; and otherwise let $w' \in T$ be the vertex resulted from the contraction of such an H_2 containing w . We may assume that

- (3) K contains a D -Tutte path P_K between u and v' such that $w' \in V(P_K)$ and

$$\beta_K(P_K) = \begin{cases} (|K| - 6)/3 + \tau_{Gue} + 1, & \text{if } |T| \geq 2, \\ (|K| - 6)/3 + \tau_{Gue} + 2/3, & \text{if } |T| \leq 1. \end{cases}$$

First, suppose $\tau_{Kuv'} < \tau_{Gue}$. Note that $|v'Du| \geq 3$ by (1), (2), and planarity. So we may choose $e' \in E(v'Du)$ with the following property: $|v'De'| \geq 2$; if $|T| \geq 2$ then e' is incident with w' ; and if $|T| = 1$ then e' is incident with the vertex in T and e' is incident with w' (whenever possible).

Then $\tau_{Kv'e'} \leq 1/3$ when $|T| \leq 1$. By induction hypothesis, K contains a D -Tutte path P_K between u and v' such that $e' \in E(P_K)$ and

$$\beta_K(P_K) \leq (|K| - 6)/3 + \tau_{Kuv'} + \tau_{Kv'e'} + \tau_{K'e'u} \leq \begin{cases} (|K| - 6)/3 + \tau_{Gue} + 1, & \text{if } |T| \geq 2, \\ (|K| - 6)/3 + \tau_{Gue} + 2/3, & \text{if } |T| \leq 1. \end{cases}$$

By the choice of e' , we see that $w' \in V(P_K)$; so (3) holds.

Thus, we may assume that $\tau_{Kuv'} \geq \tau_{Gue}$. Then $\tau_{Kuv'} = 0$ (so $\tau_{Gue} = 0$), or $\tau_{Kuv'} = 2/3$ and uCv' is not good (so $\tau_{Gue} = 2/3$). Hence, $\tau_{Kuv'} = \tau_{Gue}$ and $|uCv'| \geq 3$.

Suppose $T \neq \emptyset$ and let $t \in T$ such that $t \in N_K(w') \cup \{w'\}$ whenever possible. Let $N_K(t) = \{x, y\}$ with v', x, t, y, u occurring on D in clockwise order. Let $K' := (K - t) + xy$ and $D' := yDx + xy$, such that K' is a plane graph and D is its outer cycle. Then (K', D') is a circuit graph. Let $e' := xy$. Note that $\tau_{K'uv'} = \tau_{Kuv'} = \tau_{Gue}$. By induction hypothesis, K' contains a D' -Tutte path P' between u and v' such that $e' \in E(P')$ and

$$\beta_{K'}(P') \leq (|K'| - 6)/3 + \tau_{K'uv'} + \tau_{K'v'e'} + \tau_{K'e'u} = (|K| - 6)/3 - 1/3 + \tau_{Gue} + \tau_{K'v'e'} + \tau_{K'e'u}.$$

In particular, $\beta_{K'}(P') \leq (|K| - 6)/3 + \tau_{Gue} + 1$. Note that $w' \in V(P')$ by the choice of t . Let $P_K := (P' - e') \cup xty$. Now, if $|T| \geq 2$ then P_K is the desired path for (3). Hence we may assume $|T| = 1$. If $u \neq y$ then $\tau_{K'e'u} \leq 1/3$ (as $|T| = 1$); so $\beta_{K'}(P') \leq (|K| - 6)/3 + \tau_{Gue} + 2/3$ and P_K is the desired path. Now assume $u = y$. Then by (1), $x \neq v'$ and, hence, $\tau_{K'v'e'} \leq 1/3$ (as $|T| = 1$). So $\beta_{K'}(P') \leq (|K| - 6)/3 + \tau_{Gue} + 2/3$; again P_K is the desired path for (3).

Hence, we may assume $T = \emptyset$. If $|v'Du| \geq 4$ then we may choose $e' \in E(v'Du)$ such that $\tau_{Kv'e'} = 0$ and $\tau_{Ke'u} \leq 2/3$; so by induction hypothesis, K has a D -Tutte path P_K between u and v' such that $e' \in E(P_K)$ and $\beta_K(P_K) \leq (|K| - 6)/3 + \tau_{Kuv'} + 2/3 = (|K| - 6)/3 + \tau_{Gue} + 2/3$, and (3) holds as $w' \in V(P_K)$ (since $T = \emptyset$). Thus, we may assume $|v'Du| = 3$ and let $x \in V(v'Du) \setminus \{u, v'\}$. Then $w' \in \{u, x\}$.

Since $|uCv'| \geq 3$ (as $\tau_{Gue} \neq 1/3$), we may choose $f \in E(uCv')$ such that $\tau_{Kfv'} = 1/3$ and $\tau_{Kuf} \leq 2/3$. Note that $\tau_{Kv'u} = 0$ (as $T = \emptyset$). So by induction hypothesis, K has a D -Tutte path P_K between u and v' such that $f \in E(P_K)$ and $\beta_K(P_K) \leq (|K| - 6)/3 + 1$. Note $w' \in V(P_K)$ as $T = \emptyset$. Thus, we may assume $\tau_{Gue} = 0$, for, otherwise, $\beta_K(P_K) \leq (|K| - 6)/3 + \tau_{Gue} + 2/3$, and (3) holds. So uCv is good in G .

Since $T = \emptyset$, x has a neighbor in $K - v'Du$. Let $K' := (K - v'Du) + uv'$ be the plane graph whose outer cycle D' consists of uv' and the path in the outer walk of $K - v'Du$ from v' to u and containing x . Then (K', D') is a circuit graph, since uCv is good in G . Let $e' := xu$. Then $\tau_{K'uv'} = 0$, $\tau_{K'v'e'} = 0$, and $\tau_{K'e'u} = 2/3$. By induction hypothesis, K' has a D' -Tutte path P_K between u and v' such that $e' \in E(P_K)$ and

$$\beta_{K'}(P_K) \leq (|K'| - 6)/3 + \tau_{K'uv'} + \tau_{K'v'e'} + \tau_{K'e'u} = (|K| - 6)/3 + \tau_{Gue} + 2/3.$$

Clearly, P_K is also a D -Tutte path in K and $\beta_K(P_K) = \beta_{K'}(P_K)$. Since $w' \in \{u, x\}$, $w' \in V(P_K)$; so P_K is the desired path for (3). \square

We wish to extend P_K along eCv to the desired path P in G . Thus we need a useful description of the structure of the part of G that lies between H and eCv . See Figure 3 for an illustration.

Let \mathcal{B} be the set of $(H \cup eCv)$ -bridges of G . Then $G = H \cup eCv \cup (\bigcup_{B \in \mathcal{B}} B)$. Since H is a block of $G - eCv$, $|B \cap H| \leq 1$ for all $B \in \mathcal{B}$. Note that each vertex $t \in T$ corresponds to a $(P_K - T)$ -bridge of H whose attachments on $P_K - T$ are the neighbors of t in P_K , and that all other $(P_K - T)$ -bridges of H are also P_K -bridges of K .

For $B_1, B_2 \in \mathcal{B}$ with $|B_1 \cap H| = |B_2 \cap H| = 1$, we write $B_1 \sim B_2$ if $V(B_1 \cap H) = V(B_2 \cap H) \subseteq V(P_K - T)$, or if there exists a $(P_K - T)$ -bridge B of H such that $V(B_1 \cap H) \cup V(B_2 \cap H) \subseteq V(B - P_K)$. Clearly, \sim is an equivalence relation on \mathcal{B} . Let \mathcal{B}_i , $i = 1, \dots, m$, be the equivalence classes of \mathcal{B} with respect to \sim , such that $H \cap (\bigcup_{B \in \mathcal{B}_i} B)$ occur on D from v' to w in order $i = 1, \dots, m$, with $v' \in V(B)$ for all $B \in \mathcal{B}_1$ and $w \in V(B')$ for some $B' \in \mathcal{B}_m$. Let $a_i, b_i \in V(eCv)$ such that

- (a) $a_i \in V(B)$ for some $B \in \mathcal{B}_i$ and $b_i \in V(B')$ for some $B' \in \mathcal{B}_i$ (possibly $B = B'$),
- (b) v'', a_i, b_i, v occur on eCv in order, and
- (c) subject to (a) and (b), a_iCb_i is maximal.

Note that $v'' = a_1$ and $v = b_m$. Let J_i denote the union of a_iCb_i , all members of \mathcal{B}_i , those $(H \cup eCv)$ -bridges of G whose attachments are all contained in a_iCb_i , and, if applicable, also the $(P_K - T)$ -bridge of H containing $B \cap H$ for all $B \in \mathcal{B}_i$. Note that $|J_i \cap (P_K - T)| \in \{1, 2\}$, and if $|J_i \cap (P_K - T)| = 2$ we let $t_i \in T$ be the vertex corresponding to the $(P_K - T)$ -bridge of H contained in J_i . For $1 \leq i < m$, let L_i denote the union of b_iCa_{i+1} and those $(H \cup eCv)$ -bridges of G whose attachments are all contained in b_iCa_{i+1} . Let $\mathcal{L} = \{L_i : 1 \leq i < m\}$.

By Lemma 3.1, we have $|J_1| = 2$. Thus, letting $P_1 = J_1$, we have

$$(4) \quad \beta_{J_1}(P_1) = 0 = (|J_1| - 1)/3 - 1/3.$$

For $1 < i < m$, let

- $\mathcal{J}_1 = \{J_i : |J_i \cap (P_K - T)| = 1 \text{ and } a_i \neq b_i\}$,
- $\mathcal{J}_2 = \{J_i : |J_i \cap (P_K - T)| = 2 \text{ and } t_i \notin V(P_K)\}$, and
- $\mathcal{J}_3 = \{J_i : |J_i \cap (P_K - T)| = 2 \text{ and } t_i \in V(P_K)\}$.

- (5) For $J_i \in \mathcal{J}_1$, J_i has a path P_i between a_i and b_i such that $P_i \cup (J_i \cap P_K)$ is an a_iCb_i -Tutte subgraph of J_i and

$$\beta_{J_i}(P_i \cup (J_i \cap P_K)) \leq \begin{cases} (|J_i| - 2)/3 - 1/3, & \text{if } eCv \text{ is good,} \\ (|J_i| - 2)/3, & \text{otherwise.} \end{cases}$$

Let $V(J_i \cap P_K) = \{x\}$. Consider the plane graph $J'_i := J_i + a_ix$ whose outer cycle C_i consists of a_iCb_i , the edge $e_i := xa_i$, and the path in the outer walk of J_i between b_i and x not containing a_i . Then (J'_i, C_i) is a circuit graph. Note that $\tau_{J'_i x e_i} = 2/3$ and $\tau_{J'_i b_i x} = 0$.

Hence, by induction hypothesis, J'_i has a C_i -Tutte path P'_i between x and b_i such that $e_i \in E(P'_i)$ and $\beta_{J'_i}(P'_i) \leq (|J_i| - 6)/3 + \tau_{J'_i e_i b_i} + 2/3$. Note that $\tau_{J'_i e_i b_i} \leq 2/3$ and if eCv is good in G then $\tau_{J'_i e_i b_i} \leq 1/3$ (as $a_i \neq b_i$). So $P_i := P'_i - x$ gives the desired path for (5). \square

- (6) For $J_i \in \mathcal{J}_2$, J_i has a path P_i between a_i and b_i such that $P_i \cup (J_i \cap (P_K - T))$ is an a_iCb_i -Tutte subgraph of J'_i and

$$\beta_{J_i}(P_i \cup (J_i \cap (P_K - T))) \leq \begin{cases} (|J_i| - 4)/3 + 1/3, & \text{if } eCv \text{ is good,} \\ (|J_i| - 4)/3 + 1, & \text{otherwise.} \end{cases}$$

Let $V(J_i \cap (P_K - T)) = \{x, y\}$ such that v', y, x, w occur on D in clockwise order. Let J'_i be the block of $J_i - \{x, y\}$ containing a_iCb_i , and let C_i be the outer cycle of J'_i . Note that $a_iC_ib_i = a_iCb_i$.

By planarity there exists a vertex $z \in V(b_iC_ia_i) \setminus \{a_i, b_i\}$ such that $b_iC_iz - z$ contains no neighbor of y and $zC_ia_i - z$ contains no neighbor of x .

First, suppose $b_iC_ia_i$ is good in J'_i . Let $e_i \in E(b_iC_ia_i)$ incident with z such that $\tau_{J'_i e_i a_i} \leq 1/3$ or $\tau_{J'_i b_i e_i} \leq 1/3$. Now by induction hypothesis, J'_i has a C_i -Tutte path

P_i between a_i and b_i such that $e_i \in E(P_i)$ and $\beta_{J'_i}(P_i) \leq (|J'_i| - 6)/3 + \tau_{J'_i a_i b_i} + 1$. If $J'_i \neq J_i - \{x, y\}$ then $|J'_i| \leq |J_i| - 3$ and, since $b_i C_i a_i$ is good in J'_i ,

$$\begin{aligned} \beta_{J_i}(P_i \cup (J_i \cap (P_K - T))) &= \beta_{J'_i}(P_i) + 1 \\ &\leq (|J_i| - 3 - 6)/3 + \tau_{J'_i a_i b_i} + 1 + 1 \\ &= (|J_i| - 4)/3 + \tau_{J'_i a_i b_i} + 1/3. \end{aligned}$$

If $J'_i = J_i - \{x, y\}$ then $|J'_i| = |J_i| - 2$ and, since $b_i C_i a_i$ is good in J'_i ,

$$\begin{aligned} \beta_{J_i}(P_i \cup (J_i \cap (P_K - T))) &= \beta_{J'_i}(P_i) \\ &\leq (|J_i| - 2 - 6)/3 + \tau_{J'_i a_i b_i} + 1 \\ &= (|J_i| - 4)/3 + \tau_{J'_i a_i b_i} - 1/3. \end{aligned}$$

Since $\tau_{J'_i a_i b_i} = 0$ (if eCv is good) and $\tau_{J'_i a_i b_i} \leq 2/3$ (if eCv is not good), we see that P_i gives the desired path for (6).

Now assume that $b_i C_i a_i$ is not good in J'_i . Then let (M_1, M_2) be a 2-separation in J'_i such that $a_i C b_i \subseteq M_1$, $|M_2| \geq 3$, $z \in M_2$ (whenever possible), and, subject to these conditions, M_2 is minimal. Let $V(M_1 \cap M_2) = \{z_1, z_2\}$ such that a_i, b_i, z_1, z_2 occur on C_i in clockwise order. Let $M'_1 := M_1 + z_1 z_2$ be the plane graph with outer cycle $D_1 := z_2 C_i z_1 + z_1 z_2$, and let $M'_2 := M_2 + z_2 z_1$ be the plane graph with outer cycle $D_2 := z_1 C_i z_2 + z_2 z_1$. Then (M'_1, D_1) and (M'_2, D_2) are circuit graphs. Let $f := z_1 z_2$.

By induction hypothesis, M'_1 has a D_1 -Tutte path R_1 between a_i and b_i such that $f \in E(R_1)$ and

$$\beta_{M'_1}(R_1) \leq (|M'_1| - 6)/3 + \tau_{M'_1 a_i b_i} + 4/3 = (|M'_1| - 6)/3 + \tau_{J'_i a_i b_i} + 4/3.$$

Also by induction hypothesis and choosing an edge $f' \in E(z_1 C_i z_2)$ so that $\tau_{M'_2 z_1 f'} \leq 1/3$ or $\tau_{M'_2 f' z_2} \leq 1/3$, we see that M'_2 has a D_2 -Tutte path R_2 between z_1 and z_2 such that $f' \in E(R_2)$ and

$$\beta_{M'_2}(R_2) \leq (|M'_2| - 6)/3 + 1,$$

as $\tau_{M'_2 z_2 z_1} = 0$ (since (M'_2, D_2) is a circuit graph). Let $P_i = (R_1 - f) \cup R_2$, which is a path in J'_i between a_i and b_i such that $P_i \cup (J_i \cap (P_K - T))$ is an $a_i C b_i$ -Tutte subgraph of J'_i . Note that $z \in V(P_i)$ by the choice of (M_1, M_2) (that $z_2 \in V(M_2)$ whenever possible and M_2 is minimal).

If $J'_i = J_i - \{x, y\}$ then $|J'_i| = |J_i| - 2$ and

$$\begin{aligned} \beta_{J_i}(P_i \cup (J_i \cap (P_K - T))) &= \beta_{M'_1}(R_1) + \beta_{M'_2}(R_2) \\ &\leq (|M'_1| - 6)/3 + \tau_{J'_i a_i b_i} + 4/3 + (|M'_2| - 6)/3 + 1 \\ &= (|J'_i| - 6)/3 + \tau_{J'_i a_i b_i} + 1 \\ &= (|J_i| - 4)/3 + \tau_{J'_i a_i b_i} - 1/3. \end{aligned}$$

If $J'_i \neq J_i - \{x, y\}$ then $|J'_i| \leq |J_i| - 3$ and

$$\begin{aligned}
\beta_{J_i}(P_i \cup (J_i \cap (P_K - T))) &= \beta_{M'_1}(R_1) + \beta_{M'_2}(R_2) + 1 \\
&\leq (|M'_1| - 6)/3 + \tau_{J'_i a_i b_i} + 4/3 + (|M'_2| - 6)/3 + 2 \\
&= (|J'_i| - 6)/3 + \tau_{J'_i a_i b_i} + 2 \\
&\leq (|J_i| - 4)/3 + \tau_{J'_i a_i b_i} + 1/3.
\end{aligned}$$

Therefore, since $\tau_{J'_i a_i b_i} = 0$ if eCv is good and $\tau_{J'_i a_i b_i} \leq 2/3$ otherwise, we see that P_i is the desired path for (6). \square

- (7) For $J_i \in \mathcal{J}_3$, J_i has disjoint paths P_i, P'_i such that P_i is between a_i and b_i , P'_i is between the two vertices in $V(J_i \cap (P_K - T))$, $P_i \cup P'_i$ is an $a_i C b_i$ -Tutte subgraph of J_i , and

$$\beta_{J_i}(P_i \cup P'_i) \leq \begin{cases} (|J_i| - 4)/3 - 1/3, & \text{if } eCv \text{ is good,} \\ (|J_i| - 4)/3, & \text{otherwise.} \end{cases}$$

Let $V(J_i \cap (P_K - T)) = \{x, y\}$ and assume that v', y, x, w occur on D in clockwise order. Consider the plane graph $J'_i := J_i + b_i x$ with $a_i C b_i, e_i := b_i x, y$ occur on its outer cycle C_i in clockwise order. (Note that $xy \notin E(J_i)$ by the definition of J_i .) Then, since (G, C) is a circuit graph, (J'_i, C_i) is a circuit graph and $\tau_{J'_i e_i y} = \tau_{J'_i y a_i} = 0$.

Thus, by induction hypothesis, J'_i contains a C_i -Tutte path R_i between a_i and y such that $e_i \in E(R_i)$ and

$$\beta_{J'_i}(R_i) \leq (|J'_i| - 6)/3 + \tau_{J'_i a_i e_i} = (|J_i| - 4)/3 + \tau_{J'_i a_i e_i} - 2/3.$$

Thus, $R_i - e_i$ is an $a_i C b_i$ -Tutte subgraph of J_i such that

$$\beta_{J_i}(R_i - e_i) = \beta_{J'_i}(R_i) \leq (|J_i| - 4)/3 + \tau_{J'_i a_i e_i} - 2/3.$$

Note that $\tau_{J'_i a_i e_i} \leq 1/3$ (if eCv is good) and $\tau_{J'_i a_i e_i} \leq 2/3$ (if eCv is not good). So $R_i - e_i$ gives the desired paths for (7). \square

Next, we consider J_m . Note that if $|J_m \cap (P_K - T)| = 2$ then $t_m = w' \in V(P_K)$, and if $|J_m \cap (P_K - T)| = 1$ then $w \in V(J_m \cap (P_K - T))$. Let $c = 2$ if $|J_m \cap (P_K - T)| = 1$, and $c = 4$ if $|J_m \cap (P_K - T)| = 2$. Note that c is the number of vertices double counted by $|J_m|$ and $|K \cup (J_1 \cup L_1) \cup \dots \cup (J_{m-1} \cup L_{m-1})|$.

- (8) J_m has disjoint paths P_m, P'_m with P_m between a_m and b_m and P'_m between the vertices in $V(J_m \cap (P_K - T))$, such that that $P_m \cup P'_m$ is an $(a_m C u \cap J_m)$ -Tutte subgraph of J_m and

$$\beta_{J_m}(P_m \cup P'_m) \leq \begin{cases} (|J_m| - c)/3 + \tau_{Gvu} - 1/3, & \text{if } a_m \neq b_m \text{ and } eCv \text{ is good,} \\ (|J_m| - c)/3 + \tau_{Gvu}, & \text{otherwise.} \end{cases}$$

First, suppose $a_m = b_m$ and $|J_m \cap (P_K - T)| = 1$. Then $c = 2$, and let $P_m = a_m$ and $P'_m = w$. Now $\beta_{J_m}(P_m \cup P'_m) \leq 1$, with equality only if $|J_m| \geq 3$, in which case, vCu is not good in G and $\tau_{Gvu} = 2/3$. So $\beta_{J_m}(P_m \cup P'_m) \leq (|J_m| - c)/3 + \tau_{Gvu}$ as $c = 2$.

Now assume $a_m \neq b_m$ or $|J_m \cap (P_K - T)| = 2$. If $|J_m \cap (P_K - T)| = 2$ then let $V(J_m \cap (P_K - T)) = \{x, y\}$ such that v, y, w, x occur on D in clockwise order, and if $|J_m \cap (P_K - T)| = 1$ then let $y = x = w$. Consider the plane graph $J_m^* := J_m + ya_m$ with outer cycle C_m containing $a_m Cx$ and ya_m . Then (J_m^*, C_m) is a circuit graph. Let $e_m := ya_m$. Note that $\tau_{J_m^* b_m x} \leq \tau_{Gvu}$, $\tau_{J_m^* y e_m} = 2/3 = (4 - c)/3$, and if $x \neq y$ then $\tau_{J_m^* xy} = 0 = (4 - c)/3$.

By induction hypothesis, J_m^* has a C_m -Tutte path P_m^* between b_m and x such that $e_m \in E(P_m^*)$ and

$$\begin{aligned} \beta_{J_m^*}(P_m^*) &\leq (|J_m^*| - 6)/3 + \tau_{Gvu} + (4 - c)/3 + \tau_{J_m^* e_m b_m} \\ &= (|J_m| - c)/3 - 2/3 + \tau_{Gvu} + \tau_{J_m^* e_m b_m}. \end{aligned}$$

Note that $\tau_{J_m^* e_m b_m} \leq 1/3$ (when eCv is good in G) and $\tau_{J_m^* e_m b_m} \leq 2/3$ (when eCv is not good in G). Hence, $P_m^* - ya_m$ gives the desired paths for (8). \square

Next, we consider the family $\mathcal{L} := \{L_i : 1 \leq i < m\}$, see its definition in front of (4).

- (9) For each $L_i \in \mathcal{L}$, L_i contains a $b_i C a_{i+1}$ -Tutte path Q_i from b_i to a_{i+1} such that $\beta_{L_i}(Q_i) \leq \max\{0, (|L_i| - 2)/3 - 1/3\}$.

If $|b_i C a_{i+1}| \leq 2$ then let $Q_i := b_i C a_{i+1}$; we see that $\beta_{L_i}(Q_i) = 0$ as (G, C) is a circuit graph. So assume $|b_i C a_{i+1}| \geq 3$. Then consider the plane graph $L_i' := L_i + a_{i+1} b_i$ with outer cycle $D_i := b_i C a_{i+1} + a_{i+1} b_i$. Note that (L_i', D_i) is a circuit graph. Choose an edge $e_i \in E(b_i C a_{i+1})$ so that $\tau_{L_i' b_i e_i} = 1/3$. Note that $\tau_{L_i' a_{i+1} b_i} = 0$ and $\tau_{L_i' e_i a_{i+1}} \leq 2/3$. So by induction hypothesis, L_i' contains a D_i -Tutte path Q_i between b_i and a_{i+1} such that $e_i \in E(Q_i)$ and $\beta_{L_i'}(Q_i) \leq (|L_i'| - 6)/3 + 1 = (|L_i| - 2)/3 - 1/3$. \square

Let P be the union of $P_K - T$, $P_i \cup P_i'$ for $i = 1, \dots, m$ (where we let $P_i' = J_i \cap (P_K - T)$ when $|J_i \cap (P_K - T)| = 1$), and Q_i for $i = 1, \dots, m - 1$. Clearly, P is a path between u and v and $e \in E(P)$.

It is easy to see that if B is a P -bridge of G then B is a P_K -bridge of K , or a $(P_i \cup P_i')$ -bridge of J_i for some i with $1 \leq i \leq m$, or a Q_i -bridge of L_i for some i with $1 \leq i < m$, or $|B| = 2$ and $|B \cap eCv| = |B \cap (P_K - T)| = 1$. Thus, P is a C -Tutte path in G between u and v and containing e . Note that

$$\begin{aligned} \mathcal{J}_2 &= \{J_i : |J_i \cap (P_K - T)| = 2 \text{ and } P_i' = J_i \cap (P_K - T)\} \text{ and} \\ \mathcal{J}_3 &= \{J_i : |J_i \cap (P_K - T)| = 2 \text{ and } P_i' \neq J_i \cap (P_K - T)\}. \end{aligned}$$

If we extend $P_K - T$ from v' to v through $J_1, L_1, J_2, L_2, \dots, J_{m-1}, L_{m-1}, J_m$ in order, we see that

- J_1 and K double count 1 vertex (namely, v');
- J_m and $K \cup (J_1 \cup L_1) \cup \dots \cup (J_{m-1} \cup L_{m-1})$ double count c vertices, where $c = 2$ when $|J_m \cap (P_K - T)| = 1$ (namely, a_m and w) and $c = 4$ when $|J_m \cap (P_K - T)| = 2$ (namely, a_m, t_m and vertices in $V(J_m \cap P_K)$);
- L_i and $K \cup (J_1 \cup L_1) \cup \dots \cup (J_{i-1} \cup L_{i-1}) \cup J_i$ double count 1 vertex, namely a_i ;

- for $1 < i < m$, if $J_i \in \mathcal{J}_1$ then J_i and $K \cup (J_1 \cup L_1) \cup \dots \cup (J_{i-1} \cup L_{i-1})$ double count 2 vertices: a_i and the vertex in $V(J_i \cap P_K)$;
- for $1 < i < m$, if $J_i \in \mathcal{J}_2 \cup \mathcal{J}_3$ then J_i and $K \cup (J_1 \cup L_1) \cup \dots \cup (J_{i-1} \cup L_{i-1})$ double count 4 vertices: a_i, t_i , and the vertices in $V(J_i \cap P_K)$.

Note that for each $J_i \in \mathcal{J}_2$, the P_K -bridge of K corresponding to the vertex $t_i \in T$ does not contribute to $\beta_G(P)$. Thus,

$$\begin{aligned} \beta_G(P) = & \beta_K(P_K) + \beta_{J_1}(P_1) + \sum_{J_i \in \mathcal{J}_1} \beta_{J_i}(P_i \cup P'_i) + \sum_{J_i \in \mathcal{J}_2} (\beta_{J_i}(P_i \cup P'_i) - 1) + \\ & \sum_{J_i \in \mathcal{J}_3} \beta_{J_i}(P_i \cup P'_i) + \beta_{J_m}(P_m \cup P'_m) + \sum_{i=1}^{m-1} \beta_{L_i}(Q_i). \end{aligned}$$

We may assume

(10) eCv is good in G .

For, suppose eCv is not good in G . Then $\tau_{Gev} = 2/3$. Hence, by (4)–(9) and the above observation on double counting vertices, we have

$$\begin{aligned} \beta_G(P) & \leq \beta_K(P_K) + ((|J_1| - 1)/3 - 1/3) + \sum_{J_i \in \mathcal{J}_1} (|J_i| - 2)/3 + \sum_{J_i \in \mathcal{J}_2 \cup \mathcal{J}_3} (|J_i| - 4)/3 + \\ & \quad (|J_m| - c)/3 + \tau_{Gvu} + \sum_{L_i \in \mathcal{L}} \max\{0, (|L_i| - 2)/3 - 1/3\} \\ & \leq (n - 6)/3 - 1/3 + \tau_{Gvu} + (\beta_K(P_K) - (|K| - 6)/3) \\ & \leq (n - 6)/3 - 1/3 + \tau_{Gvu} + \tau_{Gue} + 1 \quad (\text{by (3)}) \\ & = (n - 6)/3 + \tau_{Gvu} + \tau_{Gue} + \tau_{Gev}. \end{aligned}$$

So P is the desired path. \square

By (10), $|L_i| \leq 2$ for all $L_i \in \mathcal{L}$. By (4)–(10) and the above observation on double counting vertices, we have

$$\begin{aligned} \beta_G(P) & \leq \beta_K(P_K) + ((|J_1| - 1)/3 - 1/3) + \sum_{J_i \in \mathcal{J}_1} ((|J_i| - 2)/3 - 1/3) + \\ & \quad \sum_{J_i \in \mathcal{J}_2} ((|J_i| - 4)/3 + 1/3 - 1) + \sum_{J_i \in \mathcal{J}_3} ((|J_i| - 4)/3 - 1/3) + (|J_m| - c)/3 + \tau_{Gvu} \\ & \leq (n - 6)/3 + \tau_{Gvu} - |\mathcal{J}_1|/3 - (|T| + 1)/3 + (\beta_K(P_K) - (|K| - 6)/3), \end{aligned}$$

since $|T| = |\mathcal{J}_2 \cup \mathcal{J}_3|$. We may assume that

(11) $|T| \leq 1$, $\mathcal{J}_i = \emptyset$ for $i = 1, 2, 3$, and $|eCv| \geq 3$.

First, we may assume $|T| \leq 1$. For, suppose $|T| \geq 2$. Then, since $\beta_K(P_K) \leq (|K| - 6)/3 + \tau_{Gue} + 1$ (by (3)),

$$\beta_G(P) \leq (n - 6)/3 + \tau_{Gvu} + \tau_{Gue} \leq (n - 6)/3 + \tau_{Gvu} + \tau_{Gue} + \tau_{Gev},$$

and P gives the desired path.

Therefore, $\beta_K(P_K) \leq (|K| - 6)/3 + \tau_{Gue} + 2/3$ by (3). We may also assume $\mathcal{J}_i = \emptyset$ for $i = 1, 2, 3$. For, otherwise, $|\mathcal{J}_1| \geq 1$ or $|T| \geq 1$; so $\beta_G(P) \leq (n - 6)/3 + \tau_{Gvu} - 2/3 + \tau_{Gue} + 2/3 \leq (n - 6)/3 + \tau_{Gvu} + \tau_{Gue} + \tau_{Gev}$, and P is the desired path.

If $|eCv| = 1$ then $\tau_{Gev} = 2/3$ and

$$\beta_G(P) \leq (n - 6)/3 + \tau_{Gvu} + \tau_{Gue} + 2/3 = (n - 6)/3 + \tau_{Gvu} + \tau_{Gue} + \tau_{Gev};$$

P gives the desired path. If $|eCv| = 2$ then $\tau_{Gev} = 1/3$ and

$$\beta_G(P) \leq (n - 6)/3 + \tau_{Gvu} - 1/3 + \tau_{Gue} + 2/3 = (n - 6)/3 + \tau_{Gvu} + \tau_{Gue} + \tau_{Gev};$$

so P is the desired path. Therefore, we may assume $|eCv| \geq 3$. \square

Suppose $a_m \neq b_m$. Then by (3), (4), (8), (10), and (11), we have

$$\begin{aligned} \beta_G(P) &\leq \beta_K(P_K) + ((|J_1| - 1)/3 - 1/3) + ((|J_m| - c)/3 + \tau_{Gvu} - 1/3) \\ &\leq ((|K| - 6)/3 + \tau_{Gue} + 2/3) + ((|J_1| - 1)/3 - 1/3) + ((|J_m| - c)/3 + \tau_{Gvu} - 1/3) \\ &\leq (n - 6)/3 + \tau_{Gvu} + \tau_{Gue} \\ &= (n - 6)/3 + \tau_{Gvu} + \tau_{Gue} + \tau_{Gev}. \end{aligned}$$

So P is the desired path.

Thus, we may assume $a_m = b_m$. If $|J_m| = 2$ then

$$\begin{aligned} \beta_G(P) &= \beta_K(P_K) \\ &\leq (|K| - 6)/3 + \tau_{Gue} + 2/3 \quad (\text{by (3) and (11)}) \\ &\leq (n - 6)/3 + \tau_{Gue} - 1/3 \quad (\text{since } |eCv| \geq 3) \\ &\leq (n - 6)/3 + \tau_{Gvu} + \tau_{Gue} + \tau_{Gev}, \end{aligned}$$

and P is the desired path. So assume $|J_m| \geq 3$. Then $\tau_{Gvu} = 2/3$. Since $|eCv| \geq 3$,

$$\begin{aligned} \beta_G(P) &= \beta_K(P_K) + 1 \\ &\leq (|K| - 6)/3 + \tau_{Gue} + 2/3 + 1 \quad (\text{by (3) and (11)}) \\ &\leq (n - 6)/3 + \tau_{Gue} + 2/3 \quad (\text{since } |eCv| \geq 3) \\ &\leq (n - 6)/3 + \tau_{Gvu} + \tau_{Gue} + \tau_{Gev}. \end{aligned}$$

Again, P gives the desired path. ■

5 Proof of Theorem 1.1

Note that we need $n \geq 6$. However, when $n \leq 5$ the graph G is Hamiltonian.

First, suppose G is 4-connected. Fix a planar drawing of G and let T be the outer cycle of G . Let $uv, e \in E(T)$ be distinct. By applying Theorem 2.1, G has a T -Tutte path P between u and v such that $e \in E(P)$. Since G is 4-connected, $\beta_G(P) = 0$; so P is in fact a Hamilton path. Hence, $P + uv$ is a Hamilton cycle in G and, thus, has length n , which is at least $(2n + 6)/3$ (as $n \geq 6$).

Hence, we may assume that G is not 4-connected. Then, since G is essentially 4-connected, there exists $x \in V(G)$ such that x has degree 3 in G . So let $N_G(x) = \{u, v, w\}$ and let $H := G - x$ and assume that H is a plane graph with u, v, w on the outer cycle C of H in counter clockwise order. Note that (H, C) is a circuit graph.

Suppose two of $|uCw|, |wCv|, |vCu|$ is at least 3. Without loss of generality, we may assume that $|uCw| \geq 3$ and $|wCv| \geq 3$. Let $e \in E(uCw)$ be incident with w . Then $\tau_{Hvu} = 0$, $\tau_{Hue} \leq 1/3$, and $\tau_{Hev} = 0$. Hence, by Theorem 2.1, H has a C -Tutte path between u and v such that $e \in E(P)$ and $\beta_H(P) \leq (n - 7)/3 + 1/3 = (n - 6)/3$. Thus, $Q := P \cup u xv$ is a Tutte cycle in G such that $\beta_G(Q) \leq (n - 6)/3$. Since G is essentially 4-connected, every Q -bridge is a $K_{1,3}$. Hence, $|Q| \geq n - (n - 6)/3 = (2n + 6)/3$.

So we may assume that $|wCv| = |vCu| = 2$. Consider the plane graph $K := H - vw$ whose outer cycle D contains vCw . Since G is essentially 4-connected, K is 2-connected; so (K, D) is a circuit graph. We can choose $e \in E(wDv)$ incident with w . Now $\tau_{Kvu} = 0$, $\tau_{Kue} \leq 1/3$, and $\tau_{Kev} \leq 1/3$.

If $\tau_{Kue} = 0$ or $\tau_{Kev} = 0$, then by Theorem 2.1, K has a D -Tutte path between u and v such that $e \in E(P)$ and $\beta_K(P) \leq (n - 7)/3 + 1/3 = (n - 6)/3$. Thus, $Q := P \cup u xv$ is a cycle in G with $|Q| \geq n - (n - 6)/3 = (2n + 6)/3$.

So assume $\tau_{Kue} = \tau_{Kev} = 1/3$ and, hence, $|wDv| = 3$ and $|uDw| = 2$. Since $n \geq 6$ and G is essentially 4-connected, one of $\{v, w\}$ has a neighbor inside D , say w by symmetry. Now consider the plane graph $J := H - uw$, which is 2-connected as G is essentially 4-connected. Let F denote the outer cycle of J , which contains $\{u, v, w\}$. Clearly, (J, F) is a circuit graph. Choose $f \in E(uFw)$ incident with w . Then $\tau_{Jue} \leq 1/3$, $\tau_{Jev} = 0$, and $\tau_{Jvu} = 0$. Hence, by Theorem 2.1, J has an F -Tutte path between u and v such that $f \in E(P)$ and $\beta_J(P) \leq (n - 7)/3 + 1/3 = (n - 6)/3$. Thus, $Q := P \cup u xv$ is a cycle in G with $|Q| \geq n - (n - 6)/3 = (2n + 6)/3$. \blacksquare

References

- [1] K. Appel and W. Haken, Every planar map is four colorable. I. Discharging, *Illinois J. Math.* **21** (3) (1977) 429–490.
- [2] K. Appel, W. Haken, and J. Koch, Every planar map is four colorable. II. Reducibility, *Illinois J. Math.* **21** (3) (1977) 491–567.
- [3] D. A. Holton and B. D. McKay, The smallest non-Hamiltonian 3-connected cubic planar graphs have 38 vertices, *J. Combin. Theory Ser. B* **45** (3) (1988) 305–319.
- [4] G. Chen and X. Yu, Long cycles in 3-connected graphs, *J. Combin. Theory Ser. B* **86** (1) (2002) 80–99.
- [5] I. Fabrici, J. Harant, S. Mohr, and J. M. Schmidt, On the circumference of essentially 4-connected planar graphs, arXiv:1806.09413 [math.CO].
- [6] B. Jackson and N. C. Wormald, Longest cycles in 3-connected planar graphs, *J. Combin. Theory Ser. B* **54** (1992) 291–321.
- [7] N. Robertson, D. Sanders, P. Seymour, and R. Thomas, The four-colour theorem, *J. Combin. Theory Ser. B* **70** (1) (1997) 2–44.
- [8] P. G. Tait, Listing’s Topologie, *Philosophical Magazine* 5th Series, **17** (1884) 30–46.
- [9] C. Thomassen, A theorem on paths in planar graphs, *J. Graph Theory* **7** (1983) 169–176.
- [10] W. T. Tutte, On Hamiltonian circuits, *J. London Math. Soc.* **21** (2) (1946) 98–101.
- [11] W. T. Tutte, A theorem on planar graphs, *Trans. Amer. Math. Soc.* **82** (1956) 99–116.
- [12] H. Whitney, A theorem on graphs, *Ann. Math.* **32** (2) (1931) 378–390.