

Bipartite incidence graph sampling

Li-Chun Zhang

University of Southampton, Southampton, UK, L.Zhang@soton.ac.uk

Statistics Norway, Kongsvinger, Norway

University of Oslo, Oslo, Norway

and

Melike Oğuz-Alper

Statistics Norway, Oslo, Norway, Melike.Oguz.Alper@ssb.no

Abstract

Graph sampling is a statistical approach to study real graphs, which represent the structure of many technological, social or biological phenomena of interest. We develop bipartite incident graph sampling (BIGS) as a feasible representation of graph sampling from arbitrary finite graphs. It provides also a unified treatment of the existing unconventional sampling methods which were studied separately in the past, including indirect, network and adaptive cluster sampling. The sufficient and necessary conditions of feasible BIGS representation are established, given which one can apply a family of Hansen-Hurwitz type design-unbiased estimators in addition to the standard Horvitz-Thompson estimator. The approach increases therefore the potentials of efficiency gains in graph sampling. A general result regarding the relative efficiency of the two types of estimators is obtained. Numerical examples are given to illustrate the versatility of the proposed approach.

Keywords: T-stage snowball sampling, network sampling, indirect sampling, adaptive cluster sampling, ancestral observation procedure

1 Introduction

Graph sampling provides a statistical approach to study real graphs, which represent the structure of many technological, social or biological phenomena of interest. It is based on exploring the variation over all possible subsets of nodes and edges, i.e. *sample graphs*, which can be taken from the given *population graph*, according to a specified method of sampling. Zhang and Patone (2017) synthesise the existing graph sampling theory, extending the previous works on this topic by Frank (1971, 1980a,b, 2011). A general definition is given for probability sample graphs, in a manner that is similar to general probability samples from a finite population (Neyman, 1934); and the unbiased Horvitz-Thompson (HT) estimator is developed for arbitrary T -stage snowball sampling from finite graphs, as in finite population sampling (Horvitz and Thompson, 1952). To this end the observation procedure of graph sampling must be *ancestral* (Zhang and Patone, 2017), in that one needs to know which other out-of-sample nodes could have led to the observed motifs in the sample graph, had they been selected in the initial sample of nodes. Under T -stage snowball sampling, additional stages of sampling are generally needed in order to identify the ancestors of all the motifs observed by the T -th stage.

Ancestral observation procedure is a generalisation of the notion of *multiplicity* in indirect sampling (Birnbaum and Sirken, 1965). As an example, patients can be selected via a sample of hospitals. Insofar as each patient may receive treatment from more than one hospital, the patients are not nested in the hospitals like elements do under cluster sampling (Cochran, 1977). Therefore, to compute the inclusion probability of a sample patient, one needs to identify all the relevant hospitals including those outside the sample, which constitutes the information on “multiplicity” of sources that must be collected in addition to the sample of hospitals and patients. The same requirement exists as well for

the other unconventional sampling methods, such as network sampling (Sirken, 2005), or adaptive cluster sampling (Thompson, 1990).

The information on multiplicity can be made apparent for the sampling methods above, when they are presented as sampling from a special type of graph which we shall refer to as *bipartite incidence graph (BIG)*. The nodes in a BIG are divided in two parts, which represent the sampling units and motifs of interest, respectively. An edge only exists from one node to another if the selection of the former (representing a sampling unit) leads to the observation of the latter (representing a motif), i.e. there are no edges among the nodes representing the sampling units nor among those of the motifs. In the example of indirect sampling above, hospitals are the sampling units and patients the motifs, and an edge exists only between a hospital and a patient that receives treatment there. The information on the multiplicity of a patient is then simply the knowledge of the nodes that are adjacent to the node representing this patient in the BIG.

In this paper we establish the necessary and sufficient conditions for representing any graph sampling from given population graph as *BIG sampling (BIGS)*, and apply it to arbitrary T -stage snowball sampling, as well as all the above unconventional sampling methods. Two major advantages provide the motivation.

First, generally speaking, not all the observed motifs in the sample graph can be used for estimation, but only those associated with the knowledge of their ancestors in accordance with the specified sampling method. The matter is similar in adaptive cluster sampling, where Thompson (1990) proposes to use certain units in estimation only if they are observed in a specific way but not otherwise. Under arbitrary graph sampling, the sample motifs eligible for estimation are those whose multiplicities can be identified in the associated BIG. We shall derive appropriate results to substantiate this insight, and apply them to

the motifs that are observed by a given stage of snowball sampling, thereby ridding the need of additional sampling for the ineligible motifs. Indeed, as we will demonstrate, applying the same idea to adaptive cluster sampling would yield other unbiased estimators beyond those considered by Thompson (1990).

Second, in addition to the HT estimator, Birnbaum and Sirken (1965) propose an unconventional Hansen-Hurwitz (HH) type estimator (Hansen and Hurwitz, 1943), which is based on the sampled hospitals and a *constructed measure* for each of them, derived from the related patients. This estimator is unbiased over repeated indirect sampling and easy to compute, including the second-order inclusion probabilities that are necessary for variance estimation, which are given directly by the sampling design of hospitals. Whereas to apply the HT-estimator, one must first derive all the first and second-order inclusion probabilities of the *indirect* sampling design of patients from that of the hospitals. The HH-type estimator has been used in many works on network sampling, as summarised by Sirken (2005); it was recast as a generalised “weight share” method for indirect sampling (Lavallée, 2007); a modified version was proposed by Thompson (1990) for adaptive cluster sampling. It has been observed that either the HH-type or HT estimator may be more efficient than the other in different applications (e.g. Thompson, 2012). Adopting the BIGS representation, we shall identify for the first time the general condition that governs the relative efficiency between them.

Thus, capitalising on both the advantages, the BIGS representation of graph sampling provides a unified approach to a large number of situations, considerably extending the choices of applicable unbiased estimators. The availability of the various feasible BIGS strategies offers the potentials of efficiency gains in practice.

In the rest of the paper, graph sampling and BIG sampling are described in Section

2, and the sufficient and necessary conditions for a feasible BIGS representation of graph sampling are established. In Section 3, formal BIGS representations are described for the aforementioned unconventional sampling methods (Birnbaum and Sirken, 1965; Lavallée, 2007; Sirken, 1970, 2005; Thompson, 1990). Some new unbiased estimators for adaptive cluster sampling by its feasible BIGS representations are explained and illustrated. In Section 4, we develop the BIGS representation of general T -stage snowball sampling, including the relevant results for identifying the sample motifs eligible for estimation. In Section 5, the general condition governing the relative efficiency of the HT and HH-type estimators under BIG sampling is presented. In Section 6, some numerical results are provided for two-stage adaptive cluster sampling by revisiting the example considered by Thompson (1991), and for an example of T -stage snowball sampling from an arbitrary population graph. Finally, some concluding remarks are given in Section 7.

2 Graph, BIG sampling

2.1 Graph sampling

Let $G = (U, A)$ be the population graph, with node set U and edge set A . For simplicity of exposition we focus on simple graphs in this paper, such that there can be at most one edge between a pair of nodes (i, j) , where $i, j \in U$. Let $a_{ij} = 1$ if edge $(ij) \in A$ and 0 otherwise. By definition $a_{ji} \neq a_{ij}$ if the graph is *directed*, but $a_{ij} \equiv a_{ji}$ if the graph is *undirected*. The theory developed below can be easily adapted to multigraphs, where there can be more than one edge between any pair of nodes.

The measurement units of interest are called the *motifs* in G . Denote by $\Omega = \Omega(G)$ the set of all motifs in G . For any $k \in \Omega$, let M_k be the nodes involved in the motif k , of

order $|M_k|$. The motif of these M_k nodes is denoted by $[M_k]$, such that for any $k \neq l \in \Omega$, we have $[M_k] = [M_l]$, but $M_k \neq M_l$, nor is it necessary that $|M_k| = |M_l|$. For example, let G be an undirected graph. Let Ω consist of all the triangles in G , such that $\forall k \in \Omega$, we have $|M_k| = 3$, and $\prod_{i \neq j \in M_k} a_{ij} = 1$, by which the motif $[M_k]$ can be defined. As another example, let the motif of interest be the connected components in an undirected graph G . Then, $\forall k \in \Omega$ and $i_1 \neq i_2 \in M_k$, we have either $a_{i_1 i_2} = 1$, or there must exist a sequence of nodes, denoted by $j_1, \dots, j_q \in M_k \setminus \{i_1, i_2\}$, such that $a_{i_1 j_1} a_{j_1 j_2} \prod_{g=1}^{q-1} a_{j_g j_{g+1}} = 1$, by which the motif can be defined. Whereas we need not have $|M_k| = |M_l|$, for any $k \neq l \in \Omega$.

Zhang and Patone (2017) give the following general definition of sample graphs from G . Let s_0 be an initial sample of nodes taken from the sampling frame F , where $s_0 \subset F \subseteq U$, according to the sampling distribution $p(s_0)$, and $\sum_{s_0} p(s_0) = 1$ and $\pi_i = \Pr(i \in s_0) > 0$ for any $i \in F$. Given s_0 , graph sampling proceeds according to a specified *observation procedure* (OP), for edges that are *incident* to the nodes in s_0 . The observed edges, denoted by A_s for $A_s \subseteq A$, are specified using a *reference set* s_{ref} , where $s_{ref} \subseteq U \times U$, such that any existing edge (ij) in A is observed if $(ij) \in s_{ref}$. That is, s_{ref} specifies the parts of the adjacency matrix that are observed under the given OP . Denote by $\text{Inc}(a_{ij}) = \{i, j\}$ the nodes that are incident to the edge (ij) . Let $\text{Inc}(A_s) = \cup_{a_{ij} \in A_s} \text{Inc}(a_{ij})$ be the set of nodes incident to the edges A_s . The *sample graph* is given by

$$G_s = (U_s, A_s) \quad \text{and} \quad U_s = s_0 \cup \text{Inc}(A_s) .$$

The motifs that are observed in the sample graph G_s can now be given as follows: $\forall k \in \Omega$, we have $k \in \Omega_s = \Omega(G_s)$, iff $M_k \times M_k \subseteq s_{ref}$. In particular, notice that $M_k \subseteq A_s$ does not imply $k \in \Omega_s$ in general, but $k \in \Omega_s$ must imply $M_k \subseteq U_s$.

2.2 BIG sampling

Graph sampling can be given a BIGS representation, provided the following. Let

$$\mathcal{B} = (F \cup \Omega; H)$$

be the BIG associated with the population graph G and the motif set $\Omega = \Omega(G)$, where the edges H exist only between F and Ω but not between any $i, j \in F$ or $k, l \in \Omega$, and an edge exists from any $i \in F$ to $k \in \Omega$ iff $k \in \Omega_s$ whenever $i \in s_0$, so that graph sampling from G can be represented as sampling from \mathcal{B} by *incident* OP (Zhang and Patone, 2017) given s_0 . Hence the term “bipartite incidence graph”.

For the aforementioned example of indirect sampling, we can simply let F be the set of hospitals, and let Ω be the set patients. We have $(ik) \in H$, or $h_{ik} = 1$, iff the patient k receives treatment at hospital i . We have $\sum_{i \in F} h_{ik} > 1$, for a patient k receiving treatment from multiple hospitals. Let β_k denote the *predecessors* of k in \mathcal{B} , where $h_{ik} = 1$ for any $i \in \beta_k$ and $h_{ik} = 0$ if $i \notin \beta_k$. Clearly, we would observe k , denoted by $k \in \Omega_s$, if any of the hospitals in β_k is selected in the initial sample s_0 . Indirect sampling can thus be represented as BIG sampling from \mathcal{B} .

More generally, for any graph sampling from given G , let $\delta_{i,k} = 1$ for any $i \in F$ and $k \in \Omega$, iff $k \in \Omega_s$ whenever $i \in s_0$, or $\Pr(k \in \Omega_s | i \in s_0) = 1$, according to the graph sampling design, which consists of $p(s_0)$ and the OP given s_0 . For any $i \in F$, let

$$\alpha_i = \{k : k \in \Omega, \delta_{i,k} = 1\} ,$$

which contains all the *successors* of i in \mathcal{B} ; for any $k \in \Omega$, let

$$\beta_k = \{i : i \in F, \delta_{i,k} = 1\},$$

which contains all the predecessors of k in \mathcal{B} . In other words, $(ik) \in H$ or $h_{ik} = 1$ in \mathcal{B} , iff $\delta_{i,k} = 1$ for $i \in F$ and $k \in \Omega$. The *sample BIG* is given by

$$\mathcal{B}_s = (s_0, \Omega_s; H_s) \quad \text{and} \quad \Omega_s = \alpha(s_0) = \cup_{i \in s_0} \alpha_i \quad \text{and} \quad H_s = H \cap (s \times \Omega_s). \quad (1)$$

Finally, to ensure ancestral OP in BIG, we must also observe $\beta(\Omega_s) \setminus s_0$ even though it is not part of \mathcal{B}_s , where $\beta(\Omega_s) = \cup_{k \in \Omega_s} \beta_k$. Below we summarise in Theorem 1 the sufficient and necessary conditions, by which one can determine whether such BIGS representation of graph sampling from G is feasible or not.

Theorem 1. *Graph sampling from $G = (U, A)$ with associated motifs Ω of interest, based on $p(s_0)$ and the given OP, can be represented by ancestral BIG sampling from \mathcal{B} , iff*

- (i) $\forall k \in \Omega$ and $i \in F$, $\delta_{i,k} = 1$ or 0 in G can be determined given $i \in s_0$ alone;
- (ii) $\forall k \in \Omega$, we have $\beta_k \neq \emptyset$ in \mathcal{B} , or equivalently $\cup_{i \in F} \alpha_i = \Omega$ in \mathcal{B} ;
- (iii) graph sampling OP in G ensures the observation of $\beta(\alpha(s_0)) \setminus s_0$ in \mathcal{B} .

Proof. Given (i), we can define the edge set H of $\mathcal{B} = (F, \Omega; H)$. Given (ii), BIG sampling covers all the motifs in Ω , since $\Pr(k \in \Omega_s)$ is then positive for any $k \in \Omega$. Given (iii), it is possible to calculate the inclusion probability of $k \in \Omega_s$, based on $p(s_0)$ for $s_0 \subset F$. Thus, conditions (i) - (iii) are sufficient. They are also necessary, because removing any of them would render the BIGS representation infeasible. \square

Let us illustrate the application of Theorem 1 with two examples. First, consider *induced* OP given s_0 , where we have $s_{ref} = s_0 \times s_0$, such that an edge (ij) is observed in A_s only if both i and j are in s_0 . For example, let $M_k = \{1, 2, 3\}$ form a triangle (motif of interest) in G , it is observed under induced OP only if all the three nodes are in s_0 , but not otherwise. Graph sampling from G is a probability sampling design, as long as the third-order inclusion probability $\Pr(1 \in s_0, 2 \in s_0, 3 \in s_0)$ is positive under the given $p(s_0)$, but one would not be able to represent it by BIG sampling since condition (i) is violated, as $\delta_{i,k}$ cannot be determined given $i \in s_0$ alone, for any $i = 1, 2$ or 3 .

Second, let $M_k = \{1, 2, 3\}$ be a connected component (motif) in G , where $a_{12} = a_{23} = 1$ but $a_{ij} = a_{ji} = 0$ otherwise for $i \in M_k, j \in U$. Let the initial sample size be $|s_0| = 1$.

- As in the previous example, BIGS representation is infeasible for induced OP in G .
- Suppose *incident reciprocal* OP, where $s_{ref} = s_0 \times U \cup U \times s_0$. We would observe all the three nodes of M_k given $s_0 = \{2\}$. But condition (i) is still not satisfied, because we do not have $M_k \times M_k \subseteq s_{ref} = \{2\} \times U \cup U \times \{2\}$.
- Suppose *2-stage snowball sampling* with incident reciprocal OP, where $s_{ref} = (s_0 \cup \alpha(s_0)) \times U \cup U \times (s_0 \cup \alpha(s_0))$. Now we would observe $[M_k]$ given $s_0 = \{2\}$, because the second stage snowball observation from $\alpha(s_0) = \{1, 3\}$ obtained in the first stage would confirm that there are no other adjacent nodes to M_k . Thus, $h_{2k} = 1$ in \mathcal{B} , and conditions (i) and (ii) are satisfied. Condition (iii) is also satisfied for this motif, since it is confirmed that no other nodes in F could lead to it, i.e. $\beta_k \setminus \{2\} = \emptyset$ in \mathcal{B} . BIGS representation is feasible for this motif.

3 Indirect, network, adaptive cluster sampling

Below we describe formally BIGS representation as a unified approach to indirect sampling, network sampling and adaptive cluster sampling.

3.1 Indirect sampling

Generally for indirect sampling, let F be the sampling frame, and Ω the set of measurement units of interest, which are accessible via the sampling units in F . For instance, F can be the hospitals and Ω the patients treated by the hospitals in F , as in Birnbaum and Sirken (1965). Or, F can be all the parents and Ω the children to the people in F , as in Lavallée (2007). For any $i \in F$ and $k \in \Omega$, we have $(ik) \in H$ or $h_{ik} = 1$ iff k can be reached given $i \in s_0$, denoted by $\delta_{i,k} = 1$. This completes the definition of population graph $\mathcal{B} = (F, \Omega; H)$. The knowledge of multiplicity that is collected under indirect sampling ensures then ancestral BIG sampling from $s_0 \subset F$, where the sample BIG is given by (1), with the associated out-of-sample *ancestors* $\beta(\alpha(s_0)) \setminus s_0$ in \mathcal{B} .

The probability of inclusion in Ω_s can be derived from the initial sampling distribution $p(s_0)$, for $s_0 \subset F$. The (first-order) inclusion probability of $k \in \Omega_s$ is given by

$$\pi_{(k)} = 1 - \bar{\pi}_{\beta_k} = 1 - \Pr\left(\bigcap_{i \in \beta_k} i \notin s_0\right), \quad (2)$$

where $\bar{\pi}_{\beta_k}$ is the exclusion probability of β_k in s_0 , i.e. the probability that none of the ancestors of k in \mathcal{B} is included in the initial sample s_0 . Notice that the knowledge of the out-of-sample ancestors $\beta_k \setminus s_0$ is required to compute $\bar{\pi}_{\beta_k}$. Similarly, the second-order

inclusion probabilities of $k \neq l \in \Omega_s$ is given by

$$\pi_{(kl)} = 1 - (\bar{\pi}_{\beta_k} + \bar{\pi}_{\beta_l} - \bar{\pi}_{\beta_k \cup \beta_l}) . \quad (3)$$

3.2 Network sampling

Sampling of siblings via an initial sample of households provides an example of network sampling (Sirken, 2005). Since the siblings may belong to different households, some of which are outside of the initial sample, the “network” relationship among the siblings is needed. Network sampling as such can be viewed as a form of indirect sampling, since the sampling unit (household) is not the unit of measurement (siblings), and the latter cannot be sampled directly. Notice that the term “network” has a specific meaning here, unlike when network refers to a whole *valued graph* (Frank, 1980a,b), e.g. an electricity network, where the nodes and edges have associated values that are of interest.

Let F denote the sampling frame, which is the list of households from which the initial sample s_0 can be selected. Provided the OP under network sampling is *exhaustive*, in the sense that all the siblings are observed, if at least one of them belongs to a household in s_0 , one can treat each network of siblings as a motif of interest, such that Ω consists of all the networks of siblings. For any $i \in F$ and $k \in \Omega$, let $(ik) \in H$ iff at least one of the siblings in M_k belongs to household i . This yields the population graph $\mathcal{B} = (F, \Omega; H)$. Network sampling with observation of multiplicity is then equivalent to ancestral BIG sampling in \mathcal{B} , where $\Omega_s = \alpha(s_0)$, with the associated out-of-sample *ancestors* $\beta(\alpha(s_0)) \setminus s_0$, such that the inclusion probabilities of the motifs can be calculated by (2) and (3).

3.3 Adaptive cluster sampling (ACS)

As a standard example of ACS (Thompson, 1990), let F consist of a set of spatial grids over a given area. Let y_i be the amount of a species, which can be found in the i -th grid. Given $i \in s_0$, one would survey all its neighbour grids (in four directions) if y_i exceeds a threshold value but not otherwise. The OP is repeated for all the neighbour grids, which may or may not generate further grids to be surveyed. The process is terminated, when the last observed grids are all below the threshold. The interest is to estimate the total amount of species (or mean per grid) over the given area.

One can consider each cluster of contiguous grids, where the associated y_i 's all exceed the threshold value, as a network. Let a grid with y_i below the threshold value form a singleton network consisting only of itself. The OP is network exhaustive, since all the grids in a network are observed if at least one of them is selected in s_0 . A singleton network is an *edge* grid, if it is contiguous to a non-singleton network. Observing a non-singleton network will lead one to observe all its edge grids, but not the other way around, due to the adaptive nature of the OP. When an edge grid is selected in s_0 , but none of the grids in its non-singleton neighbour network (NNN), the inclusion probability of this edge grid cannot be calculated correctly based on the observed sample.

Below we explain how BIGS can be used to represent the approach proposed by Thompson (1990), and there can exist other feasible BIGS representations to ACS. The alternative strategies will be illustrated using the example of Thompson (1990).

3.3.1 Alternative strategies of feasible BIGS representation

One can represent ACS as BIG sampling from \mathcal{B} , where the grids are both the sampling units of F and the motifs of Ω . Let $h_{ik} = 1$ if k is observed under ACS whenever $i \in s_0$, for

$i \in F$ and $k \in \Omega$. However, the OP of ACS is not ancestral when an edge grid is selected in s_0 , but none of the grids in its NNN, in which case one would not observe its NNN that are its ancestors in this \mathcal{B} and its inclusion probability cannot be calculated. Thompson (1990) proposes to make an edge grid *eligible* for estimation only if it is selected in s_0 directly, the probability of which is known, but not when it is observed via its NNN. Denote this strategy by (\mathcal{B}, t_{HT}^*) , with the modified HT estimator t_{HT}^* .

Another strategy is to adopt a feasible BIGS representation, by which the OP of ACS is ancestral and one can use the unmodified HT estimator. Two examples are given below.

- (\mathcal{B}^*, t_{HT}) : An edge grid k is ineligible if it is only observed via its NNN but itself is not selected in s_0 . That is, set $h_{ik} = 0$ in \mathcal{B}^* , where grid i belongs to the NNN of k , such that k is eligible for estimation only when it is selected in s_0 directly.
- $(\mathcal{B}^\dagger, t_{HT})$: An edge grid k is ineligible if itself is selected in s_0 but not its NNN. That is, set $h_{kk} = 0$ for an edge grid but keep $h_{ik} = 1$ if grid i belongs to the NNN of k , such that k is eligible for estimation only if it is observed via its NNN.

It should be noticed that while strategy $(\mathcal{B}^\dagger, t_{HT})$ is feasible in the example of Thompson (1990) considered below, it would be infeasible generally provided there exists some edge grid k that is contiguous to more than one NNN, since not all of them will necessarily be included in s_0 . Moreover, strategy (\mathcal{B}^*, t_{HT}) is likely to be more efficient than $(\mathcal{B}^\dagger, t_{HT})$, because the inclusion probability of an edge grid tends to be lower under the former, and an edge grid by definition has an associated y -value below the threshold. As a matter of fact one obtains the same estimate under either the strategy (\mathcal{B}, t_{HT}^*) or (\mathcal{B}^*, t_{HT}) . However, t_{HT} is unmodified under (\mathcal{B}^*, t_{HT}) , so that it is unchanged by the Rao-Blackwell method; whereas, being a modified HT estimator, t_{HT}^* under (\mathcal{B}, t_{HT}^*) differs generally to its Rao-

Blackwellised version, denoted by t_{RBHT}^* .

3.3.2 Example of Thompson (1990)

The population consists of 5 grids, with y -values $\{1, 0, 2, 10, 1000\}$. Each grid has either one or two neighbours which are adjacent in the given sequence, as when they are 5 grids beside one another along the west-east axis. The threshold value is 5, such that only the two grids with values 10 and 1000 will lead on to their neighbours. The initial sample of size 2 is by simple random sampling (SRS) without replacement. Let Ω consist of the same 5 grids. Under strategy (\mathcal{B}^*, t_{HT}) , \mathcal{B}^* has the following incidence edges:

$$H^* = \{(1, 1), (0, 0), (2, 2), (10, 10), (10, 1000), (1000, 10), (1000, 1000)\} ,$$

where as in Thompson (1990) we simply denote each grid by its y -value. The two grids $\{10, 1000\}$ form an NNN to the edge grid 2. The incidence edges $(10, 2)$ and $(1000, 2)$, which are in \mathcal{B} of the strategy (\mathcal{B}, t_{HT}^*) , are removed to ensure ancestral OP and feasible BIGS representation. For instance, given $s_0 = \{0, 2\}$, the OP of ACS is not ancestral in \mathcal{B} since the grids 10 and 1000 will not be observed, but it is ancestral in \mathcal{B}^* , since the grid 2 has only itself as the ancestor in \mathcal{B}^* . Under $(\mathcal{B}^\dagger, t_{HT})$, we have

$$H^\dagger = \{(1, 1), (0, 0), (10, 2), (10, 10), (10, 1000), (1000, 2), (1000, 10), (1000, 1000)\} ,$$

where the grid 2 is only eligible for estimation when observed via its NNN $\{10, 1000\}$, but not when itself is selected in s_0 , now that $(2, 2) \notin H^\dagger$. The OP of ACS is ancestral in \mathcal{B}^\dagger , since both 10 and 1000 are observed whenever 2 is observed.

Table 1 lists the details of the three strategies by BIGS representation of ACS in this

Table 1: Strategies by BIGS representation of ACS from $\{1, 0, 2, 10, 1000\}$.

s_0	(\mathcal{B}, t_{HT}^*)		(\mathcal{B}^*, t_{HT})		$(\mathcal{B}^\dagger, t_{HT})$	
	Ω_s	t_{HT}^*	Ω_s	t_{HT}	Ω_s	t_{HT}
1,0	1,0	0.500	1,0	0.500	1,0	0.500
1,2	1,2	1.500	1,2	1.500	1	0.500
0,2	0,2	1.000	0,2	1.000	0	0.000
1,10	1,10, <i>2</i> ,1000	289.071	1,10,1000	289.071	1,10,2,1000	289.643
1,1000	1,1000, <i>2</i> ,10	289.071	1,1000,10	289.071	1,1000,2,10	289.643
0,10	0,10, <i>2</i> ,1000	288.571	0,10,1000	288.571	0,10,2,1000	289.143
0,1000	0,1000, <i>2</i> ,10	288.571	0,1000,10	288.571	0,1000,2,10	289.143
2,10	2,10,1000	289.571	2,10,1000	289.571	2,10,1000	289.143
2,1000	2,1000,10	289.571	2,1000,10	289.571	2,1000,10	289.143
10,1000	10,1000, <i>2</i>	288.571	10,1000	288.571	10,1000,2	289.143
Variance		17418.4		17418.4		17533.7

case. The respective observed sample Ω_s is given in addition to the initial sample s_0 . The strategy (\mathcal{B}, t_{HT}^*) is proposed in Thompson (1990), where 2 is given in italic in the 5 samples where it is observed but unused for estimation. The probability that it is eligible is $2/5$, which is the same as its sample inclusion probability under (\mathcal{B}^*, t_{HT}) .

Apart from the 2's in italics, the observed sample Ω_s is always the same under both the strategies (\mathcal{B}, t_{HT}^*) and (\mathcal{B}^*, t_{HT}) . Hence, the estimate is the same by both. Nevertheless, as explained before, the two differ regarding the Rao-Blackwell method. In this case, the difference hinges on the last sample $s_0 = \{10, 1000\}$. Under (\mathcal{B}, t_{HT}^*) , the same sample (including 2) is also observed from $s_0 = \{2, 10\}$ or $\{2, 1000\}$, but the estimate t_{HT}^* differs because 2 is unused when $s_0 = \{10, 1000\}$. The Rao-Blackwell method yields $t_{RBHT}^* = 289.238$ given $\Omega_s = \{2, 10, 1000\}$. In contrast, under the strategy (\mathcal{B}^*, t_{HT}) the estimate t_{HT} is unchanged by Rao-Blackwellisation, because the observed sample Ω_s from $s_0 = \{10, 1000\}$ differs to that from $s_0 = \{2, 10\}$ or $\{2, 1000\}$.

Under the strategy $(\mathcal{B}^\dagger, t_{HT})$, the grid 2 is not included in Ω_s given $s_0 = \{1, 2\}$ or $\{0, 2\}$, yielding different t_{HT} to that under (\mathcal{B}^*, t_{HT}) . Otherwise, the inclusion probability of 2 is raised to 7/10, i.e. the same as 10 or 1000, which is not a good choice because 2 is much smaller than 10 or 1000. The variance of t_{HT} is larger than under the strategy (\mathcal{B}^*, t_{HT}) , although the relative efficiency 0.993 is not of a great concern here.

4 T -stage snowball sampling (T -SBS)

Goodman (1961) considers *snowball sampling* (*SBS*) on a special directed graph, where each node has one and only one out-edge. Frank (1977) and Frank and Snijders (1994) consider one-stage SBS from arbitrary population graphs. Zhang and Patone (2017) derive the HT-estimator for general T -stage snowball sampling (T -SBS). Additional stages of sampling are generally needed in order to identify the ancestors of all the motifs observed under T -SBS though. The matter can be illustrated using ACS as follows.

Let $G = (U, A)$ be an undirected simple graph, where U consists of all the grids over a given area, and $(ij) \in A$ iff grids i and j are neighbours and they *both* have values above the threshold. Each grid with y -value below the threshold is an isolated node in G . Let $F = U$, yielding an initial sample of *seeds* s_0 according to $p(s_0)$, where $s_0 \subset U$. Propagation of the sample is only possible from those nodes that are not isolated in G ; an isolated node with value above the threshold can only be observed if it is selected in s_0 . Let $s_1 = s_0 \cup \alpha(s_0)$ be the sample of nodes observed after the first stage, where $s_1 \setminus s_0$ is the first-wave snowball sample, which are the *seeds* for the second stage snowball sample, and so on. Denote by s_T the observed sample of nodes after T stages. Under ACS, one would eventually observe all the networks of grids, treated as the motifs of interest, which have at least one node in s_0 .

However, under T -SBS the sampling is terminated after T stages, by which time s_T may have only covered a part of a network.

Similarly, for any population graph G , a motif in $\Omega(G)$ may be unobserved under T -SBS, even though it is observable under SBS with an infinite number of stages. Moreover, not all the observed motifs after T stages are eligible for estimation, and additional stages of sampling may be required in order to observe all the ancestors that could have led to an observed motif by T -SBS. However, more motifs of interest may be observed during the additional sampling, which again may or may not be eligible for estimation. Below we develop BIGS representation of T -SBS from arbitrarily given population graph, by which this conundrum of ancestral observation can be resolved.

4.1 Observation distance to motif k from within M_k

For any $k \in \Omega$ and $i \neq j \in M_k$, let ν_{ij} be the length of the *geodesic* from i to j in G , which is the shortest path from i to j in G . Since the shortest path from i to j varies with the OP, let us assume incident reciprocal observation for simplicity of exposition here. For example, let $M_k = \{1, 2, 3\}$, where $a_{23} = 1$ and $a_{ij} = 0$ for $i \in M_k$ and $j \in U$ otherwise. We have $\nu_{23} = \nu_{32} = 1$ and $\nu_{12} = \nu_{13} = \infty$. Or, for the same $M_k = \{1, 2, 3\}$, let $a_{12} = 1$ in addition to $a_{23} = 1$, in which case we have $\nu_{21} = \nu_{23} = 1$ and $\nu_{13} = 2$. Starting from $i \in s_0 \cap M_k$, the number of stages required to observe all the nodes in M_k by SBS is $\max_{j \in M_k} \nu_{ij}$.

Next, for any $k \in \Omega$ and $i \in M_k$, let $d_{i,k}$ be the SBS *observation distance* from i to k , which is the minimum number of stages required to observe $k \in \Omega_s$ under SBS from G , when starting from i . For the above two examples of $M_k = \{1, 2, 3\}$, if only $a_{23} = 1$, then $d_{1,k} = \infty$ and $d_{2,k} = d_{3,k} = 2$; whereas with $a_{12} = a_{23} = 1$, we have $d_{1,k} = d_{2,k} = d_{3,k} = 2$. Generally, we have $d_{i,k} \leq 1 + \max_{j \in M_k} \nu_{ij}$, since we must have $M_k \times M_k \subseteq s_{t+1,ref}$ if $M_k \subseteq s_t$,

where $s_{t+1,ref}$ is the reference set of $(t + 1)$ -stage SBS from G . A more detailed result for connected M_k can be given as follows.

Lemma 1. $\forall k \in \Omega$ and $i \in M_k$, if the nodes M_k are connected in G , then

$$d_{i,k} = \begin{cases} \max_{j \in M_k} \nu_{ij} & \text{if } |\arg \max_{j \in M_k} \nu_{ij}| = 1 \\ 1 + \max_{j \in M_k} \nu_{ij} & \text{otherwise} \end{cases},$$

or if there exists a single node other than i which is unconnected to i in G , then

$$d_{i,k} = 1 + \max_{j \in M_{k;i}} \nu_{ij}$$

where $M_{k;i}$ consists of the nodes in M_k that are connect to i in G .

Proof. Starting from i , it is impossible under T -SBS to observe whether there are edges or not among the nodes that are unconnected to i , if there are two or more of them. This leaves one with the two possibilities listed above. Let the nodes of M_k be connected, if there is only one node (denoted by j_0) which requires the maximum no. steps from i , then all the other nodes are observed before j_0 , which allows one to observe any edge between them and j_0 by the last step; whereas if there are more than one node like j_0 , then an additional step is need to observe the edges among them. Similarly, such an additional step is needed, when there is a single node that is unconnected to i . \square

Corollary 1. *If there exists $k \in \Omega$, where there are at least two nodes, $i \neq j \in M_k$, such that $d_{i,k} = d_{j,k} = \infty$ in G , then BIGS representation of T -SBS from G is infeasible.*

Proof. There is no edge in \mathcal{B} for such a motif k , from any $i \in M_k$. Starting from any $i \notin M_k$, one can reach at most one of the connected components of M_k in G . Hence, there

are no edges from $F \setminus M_k$ to k either, and condition (ii) of Theorem 1 is violated. \square

4.2 Observation distance to motif k from outside M_k

To clarify the observation distance to motif k from outside of M_k , we introduce graph $G_h = (U_h, A_h)$ transformed from $G = (U, A)$ via a *hypernode* \mathbf{h} consisting of the nodes i_1, \dots, i_q in G . Let $U_h = \{\mathbf{h}\} \cup U_{\mathbf{h}}^c$, where $U_{\mathbf{h}}^c = U \setminus U_{\mathbf{h}}$ and $U_{\mathbf{h}} = \{i_1, \dots, i_q\}$, on replacing the q nodes with the hypernode \mathbf{h} . Partition the edge set of G as

$$A = \left(A \cap (U_{\mathbf{h}} \times U_{\mathbf{h}}) \right) \cup \left(A \cap (U_{\mathbf{h}}^c \times U_{\mathbf{h}}^c) \right) \cup \left(A \cap (U_{\mathbf{h}} \times U_{\mathbf{h}}^c \cup U_{\mathbf{h}}^c \times U_{\mathbf{h}}) \right).$$

Remove all the edges $A \cap (U_{\mathbf{h}} \times U_{\mathbf{h}})$ in G , which are among the q nodes themselves. Keep in A_h all the edges $A \cap (U_{\mathbf{h}}^c \times U_{\mathbf{h}}^c)$ in G , which are not incident to nodes in $U_{\mathbf{h}}$. Regarding $A \cap (U_{\mathbf{h}} \times U_{\mathbf{h}}^c \cup U_{\mathbf{h}}^c \times U_{\mathbf{h}})$: for each $j \in U_{\mathbf{h}}^c$, replace all the edges $\{(ij) : i \in U_{\mathbf{h}}, (ij) \in A\}$ by a single edge $(\mathbf{h}j)$ in A_h , and replace all the edges $\{(ji) : i \in U_{\mathbf{h}}, (ji) \in A\}$ by a single edge $(j\mathbf{h})$ in A_h . This yields the transformed graph $G_h = (U_h, A_h)$ via hypernode \mathbf{h} .

For any $k \in \Omega$ and $i \notin M_k$, we have $d_{i,k} = \infty$ if $\nu_{ij} = \infty$ for all $j \in M_k$, in which case motif k cannot be reached from i . Otherwise, the nodes in M_k can be partitioned according to ν_{ij} for each $j \in M_k$. Let $U_{\mathbf{h}} = \{j : j \in M_k, \nu_{ij} = h\}$ contain the nodes in M_k with geodesic length h to i . It takes one more step to observe $U_{\mathbf{h}} \times U_{\mathbf{h}}$ starting from $U_{\mathbf{h}}$. Let G_h be transformed from G via the hypernode \mathbf{h} , if $U_{\mathbf{h}} \neq \emptyset$. Let $M_k^h = \{\mathbf{h}\} \cup (M_k \setminus U_{\mathbf{h}})$. The observation distance from \mathbf{h} to motif $[M_k^h]$ in G_h , denoted by $d_{\mathbf{h},k}$, can be calculated as that from any i to $[M_k]$ in G for $i \in M_k$, where the minimum value is 1, including when $M_k = U_{\mathbf{h}}$. Thus, it takes $d_{\mathbf{h},k}$ stages to observe motif k in G , starting from all the nodes in $U_{\mathbf{h}}$ at once, from which we obtain the following result.

Lemma 2. $\forall k \in \Omega$ and $i \notin M_k$, we have $d_{i,k} = \min_{h \geq 1} (h + d_{\mathbf{h},k})$, where $d_{\mathbf{h},k}$ is the observation distance from hypernode \mathbf{h} to motif $[M_k^h]$ in G_h , transformed from G via the hypernode \mathbf{h} consisting of nodes $U_{\mathbf{h}} = \{j : j \in M_k, \nu_{ij} = h\}$.

4.3 Estimation using all the motifs observed under T -SBS

The sample graph observed under T -SBS from G has an associated matrix of geodesic distances, which is of dimension $|s_T| \times |s_T|$, where the (i, j) -th element is the geodesic distance from i to j in the sample graph G_s , denoted by $\nu_{ij}(G_s)$. For instance, we have $\nu_{ij}(G_s) = 1$ iff $(i, j) \in A_s$, in which case we have $\nu_{ij}(G) = 1$ in G as well. For non-adjacent nodes i and j in G , we have $\nu_{ij}(G_s) = \nu_{ij}(G) < \infty$, provided the connected component containing them in G is fully observed in G_s , but not otherwise. Thus, the geodesic-distance matrix based on the sample graph G_s is generally not the same as that of the population graph G . Additional sampling in G is then necessary, in order to identify the ancestors of any observed motif in Ω_s , as specified below.

Lemma 3. For any $k \in \Omega_s$, if $|M_k| > 1$ then one needs at most $T - 1$ stages of additional SBS from M_k to observe all the ancestors of sample motif k under T -SBS from G , if $|M_k| = 1$ then one needs at most T stages of additional SBS from M_k .

Proof. $(T - 1)$ -SBS from all the nodes M_k in G is the same as $(T - 1)$ -SBS from the hypernode \mathbf{h} with $U_{\mathbf{h}} = M_k$ in the graph transformed from G via the hypernode \mathbf{h} . This identifies all the nodes in G , which can lead to the observation of at least one node in M_k after $T - 1$ stages at most. Since $\min_{i \in M_k} d_{i,k} > 1$ if $|M_k| > 1$, any node that is unobserved after the additional $T - 1$ stages cannot be the ancestor of k under T -SBS from G . \square

Suppose T -SBS from G is a probability sampling design for $\Omega(G)$ that is of interest.

For BIGS representation of T -SBS from G , let $F = U$ and $\Omega = \Omega(G)$. By Theorem 1, one needs to set $h_{ik} = 1$ for any i that is the ancestor of motif k under T -SBS from G . One can set $h_{ik} = 1$ in the sample graph \mathcal{B}_s directly, provided $k \in \Omega_s$ can be observed in G_s starting from $i \in s_0$. Moreover, having identified all the ancestors of each observed motif $k \in \Omega_s$ by additional sampling, as guaranteed under Lemma 3, one can set $h_{ik} = 1$ for all the out-of- s_0 ancestors of k under T -SBS from G . In this way, ancestral observation is achieved for all the motifs in Ω_s , such that they all can be used for estimation.

4.4 BIGS representation for eligible motifs under T -SBS

Not all the motifs observed under T -SBS are eligible for estimation due to the requirement of ancestral observation. Using the same idea that is expounded for ACS in Section 3.3.1, we develop below strategies of BIGS representation that are feasible based on the eligible motifs observed under T -SBS, without additional sampling for ineligible motifs.

Let \mathcal{B} be the population BIG representing T -SBS from G , where all the observed motifs can be used for estimation. For each $k \in \Omega$ with ancestors β_k in \mathcal{B} , let β_k^* be a non-empty subset of β_k , where $\emptyset \neq \beta_k^* \subseteq \beta_k$. Consider BIG sampling with *restricted ancestors* from $\mathcal{B}^* = (F, \Omega; H^*)$, where H^* contains only the edges from β_k^* to k , for each $k \in \Omega$. Since β_k^* is non-empty for every $k \in \Omega$, conditions (i) and (ii) of Theorem 1 remain satisfied under BIG sampling from \mathcal{B}^* . A motif k is observed in the sample \mathcal{B}_s^* , iff s_0 contains at least one of the nodes in β_k^* , regardless of the nodes in $\beta_k \setminus \beta_k^*$. Condition (iii) of Theorem 1 is satisfied provided the knowledge of β_k^* , given which the inclusion probabilities can be calculated by (2) and (3) on replacing β_k and β_l by β_k^* and β_l^* , respectively.

To ensure that BIG sampling from \mathcal{B}^* is a feasible representation of T -SBS from G , we need to define β_k^* appropriately for the observed eligible motifs. By Corollary 1, BIGS

representation is feasible for any motif consisting of connected nodes. Let the *observation diameter* of a motif $k \in \Omega(G)$ be

$$\phi_k = \max_{i \in M_k} d_{i,k}$$

which is finite for any motif of connected nodes with $|M_k| < \infty$. Then, by definition, an observed motif with finite ϕ_k is eligible for estimation under ϕ_k -SBS from G , provided we restrict its ancestors to $\beta_k^* = M_k$. The result below follows.

Theorem 2. *Provided finite observation diameter ϕ_k of all $k \in \Omega$, BIG sampling from \mathcal{B}^* is a feasible representation for T -SBS from G , where $\beta_k^* = M_k$ and $T = \max_{k \in \Omega} \phi_k$.*

Proof. Conditions (i) and (ii) of Theorem 1 are satisfied, provided $\phi_k < \infty$ for any $k \in \Omega$. Given $T = \max_{k \in \Omega} \phi_k$, all the nodes in M_k are observed under T -SBS if $M_k \cap s_0 \neq \emptyset$, such that $\beta_k^* = M_k$ is identified for every k in \mathcal{B}_s^* . Therefore, condition (iii) is satisfied as well, and all the motifs in \mathcal{B}_s^* are eligible for estimation. \square

Additional sampling is not needed based on BIGS from \mathcal{B}^* with restricted ancestors as a feasible representation of T -SBS from G . But fewer observed motifs are used compared to BIGS representation with \mathcal{B} , which would generally require additional sampling. So there is a trade-off between statistical efficiency and operational cost. In case the uncertainty is too large to be acceptable, based on the eligible motifs in \mathcal{B}_s^* under T -SBS with $T = \max_{k \in \Omega} \phi_k$, additional SBS may be administered. This raises the need to update the BIGS representation for T' -SBS, where $T' > T$.

Let $\beta^t(M_k)$ contain all the nodes outside of M_k , which have maximum geodesic distance t to M_k . That is, starting from any node in $\beta^t(M_k)$, it takes at most t stages of SBS to observe at least one of the nodes M_k . Under SBS beyond $T = \max_{k \in \Omega} \phi_k$, the nodes in $\beta^t(M_k)$ may be identified as ancestors of eligible motifs, for $t = 1, 2, \dots$. Let the *diameter*

of motif k be given by

$$\lambda_k = \max_{i,j \in M_k} \nu_{ij}$$

By Lemma 1, we have $\phi_k \leq 1 + \lambda_k$ given finite ϕ_k . The result below follows.

Theorem 3. *Provided finite observation diameter ϕ_k of all $k \in \Omega$, BIG sampling from \mathcal{B}^* is a feasible representation for T-SBS from G , where $\beta_k^* = M_k \cup \beta^t(M_k)$ with $t \geq 1$, and $T = \max_{k \in \Omega} T_k$ with $T_k = \lambda_k + 2t$ for each $k \in \Omega$.*

Proof. Any motif k is observed after at most $\phi_k + t$ stages starting from any node in β_k^* . The first two conditions of Theorem 1 are therefore satisfied. If $\phi_k = 1 + \lambda_k$, then all the nodes in M_k must have been observed at stage $\phi_k + t - 1$, so that all the nodes in $\beta(M_k)$ are already observed after $\phi_k + t = \lambda_k + t + 1$ stages. It remains only to observe all the nodes $\beta^t(M_k) \setminus \beta(M_k)$ in G starting from $\beta(M_k)$, which requires at most $t - 1$ stages. Whereas, if $\phi_k = \lambda_k$, then there is at least one node $j \in M_k$, which is first observed at stage ϕ_k , starting from any node in M_k . Another t stages may be needed to observe all the nodes in G which can lead to j in t stages from outside M_k . Thus, in either case, β_k^* is identified for every k in \mathcal{B}_s^* given $T = \max_{k \in \Omega} T_k$, such that condition (iii) of Theorem 1 is also satisfied and all the motifs in \mathcal{B}_s^* are eligible for estimation. \square

5 Two unbiased estimators under BIG sampling

For each motif $k \in \Omega(G)$, let y_k be an associated value, which is considered as an unknown constant. Let the target of estimation be the total of y_k over Ω , denoted by

$$\theta = \sum_{k \in \Omega} y_k .$$

In the case of $y_k \equiv 1$, θ is simply the total number of motifs in Ω , which is called a *graph total* (Zhang and Patone, 2017); more generally, θ is a total over Ω in a valued graph.

The two unbiased estimators of Birnbaum and Sirken (1965) can be applied to any graph sampling from G , provided a feasible BIGS representation of it satisfying conditions (i) - (iii) of Theorem 1. For simplicity of exposition below, we always denote the population BIG by \mathcal{B} , without distinguishing in notation whether restricted ancestors \mathcal{B}^* are used for the eligible motifs. The HT estimator based on $\Omega_s = \Omega(\mathcal{B}_s)$ is given by

$$\hat{\theta}_y = \sum_{k \in \Omega_s} y_k / \pi_{(k)} = \sum_{k \in \Omega} \delta_k y_k / \pi_{(k)} , \quad (4)$$

where $\delta_k = 1$ if $k \in \Omega_s$ and 0 otherwise, and $\pi_{(k)}$ is given by (2), for any $k \in \Omega_s$. Generally, to calculate the inclusion probabilities $\pi_{(k)}$ and $\pi_{(kl)}$, we need to know β_k for each $k \in \Omega_s$. In the special case of SRS of s_0 , we only need the cardinality of β_k to calculate $\pi_{(k)}$.

The HH-type estimator based on the initial sample s_0 is given by

$$\hat{\theta}_z = \sum_{i \in s_0} z_i / \pi_i = \sum_{i \in F} \delta_i z_i / \pi_i \quad \text{and} \quad z_i = \sum_{k \in \alpha_i} \omega_{ik} y_k \quad \text{and} \quad \sum_{i \in \beta_k} \omega_{ik} = 1 , \quad (5)$$

where $\delta_i = 1$ if $i \in s_0$ and 0 otherwise, and π_i is the inclusion probability of $i \in s_0$ under $p(s_0)$, and the ω_{ik} 's are constants of sampling, by which $\{y_k : k \in \Omega\}$ are transformed to the constructed measures $\{z_i : i \in F\}$. We let $\omega_{ik} = 0$ if $i \notin \beta_k$ or $k \notin \alpha_i$ in \mathcal{B} . As noted by Birnbaum and Sirken (1965), the estimator (5) is unbiased for θ since

$$\theta = \sum_{k \in \Omega} y_k = \sum_{k \in \Omega} y_k \left(\sum_{i \in \beta_k} \omega_{ik} \right) = \sum_{i \in F} \left(\sum_{k \in \alpha_i} \omega_{ik} y_k \right) = \sum_{i \in F} z_i .$$

Notice that in the special case of $|\beta_k| = 1$ for all $k \in \Omega$, there exists only one-one or

one-many relationship between the sampling units in F and the motifs in Ω , just like when the $|M_k|$ elements are clustered in the sampling unit i under cluster sampling. The two estimators $\hat{\theta}_y$ and $\hat{\theta}_z$ are then identical. More generally, different choices of ω_{ik} 's would give rise to different estimates, such that $\hat{\theta}_z$ by (5) defines in fact a family of unbiased estimators. Birnbaum and Sirken (1965) consider the *equal-share* weights $\omega_{ik} = |\beta_k|^{-1}$. Under BIG sampling, this estimator and the HT-estimator have the same ancestral observation requirement. Patone (2020) proposes unequal weights $\omega_{ik} \propto |\alpha_i|^{-1}$. Additional sampling is generally needed to calculate these weights. For the feasible BIGS representation in Theorem 3, one may need upto $\phi_k + t$ extra stages to observe α_i for any $i \in \beta^t(M_k)$. Both the HH-type estimators will be illustrated in Section 6.

Theorem 4. For $\hat{\theta}_y$ by (4) and $\hat{\theta}_z$ by (5) under BIG sampling from \mathcal{B} , we have

$$V(\hat{\theta}_z) - V(\hat{\theta}_y) = \sum_{k \in \Omega} \sum_{l \in \Omega} \Delta_{kl} y_k y_l \quad \text{where} \quad \Delta_{kl} = \sum_{i \in \beta_k} \sum_{j \in \beta_l} \frac{\pi_{ij}}{\pi_i \pi_j} \omega_{ik} \omega_{jl} - \frac{\pi(kl)}{\pi(k)\pi(l)} .$$

Proof. Since $\hat{\theta}_y$ is unbiased for θ , we have

$$V(\hat{\theta}_y) = E(\hat{\theta}_y^2) - E(\hat{\theta}_y)^2 = \sum_{k \in \Omega} \sum_{l \in \Omega} \frac{\pi(kl)}{\pi(k)\pi(l)} y_k y_l - \theta^2 .$$

Rewrite $\hat{\theta}_z$ by (5) as $\hat{\theta}_z = \sum_{k \in \Omega_s} W_k y_k = \sum_{k \in \Omega} \delta_k W_k y_k$, where $W_k = \sum_{i \in \beta_k} \delta_i \omega_{ik} / \pi_i$. Again,

since $\hat{\theta}_z$ is unbiased for θ , we have $V(\hat{\theta}_z) = E(\hat{\theta}_z^2) - \theta^2$, where

$$\begin{aligned}
E(\hat{\theta}_z^2) &= \sum_{k \in \Omega} \sum_{l \in \Omega} y_k y_l E(\delta_k W_k \delta_l W_l) \\
&= \sum_{k \in \Omega} \sum_{l \in \Omega} y_k y_l E\left(\delta_k \delta_l \sum_{i \in \beta_k} \sum_{j \in \beta_l} \frac{\delta_i \delta_j}{\pi_i \pi_j} \omega_{ik} \omega_{jl}\right) \\
&= \sum_{k \in \Omega} \sum_{l \in \Omega} y_k y_l \Pr(\delta_k \delta_l = 1) \left(\sum_{i \in \beta_k} \sum_{j \in \beta_l} \frac{E(\delta_i \delta_j | \delta_k \delta_l = 1)}{\pi_i \pi_j} \omega_{ik} \omega_{jl} \right) \\
&= \sum_{k \in \Omega} \sum_{l \in \Omega} y_k y_l \Pr(\delta_k \delta_l = 1) \left(\Pr(\delta_k \delta_l = 1)^{-1} \sum_{i \in \beta_k} \sum_{j \in \beta_l} \frac{\Pr(\delta_i \delta_j = 1)}{\pi_i \pi_j} \omega_{ik} \omega_{jl} \right) \\
&= \sum_{k \in \Omega} \sum_{l \in \Omega} y_k y_l \left(\sum_{i \in \beta_k} \sum_{j \in \beta_l} \frac{\pi_{ij}}{\pi_i \pi_j} \omega_{ik} \omega_{jl} \right)
\end{aligned}$$

since $\delta_i \delta_j = 1$ implies $\delta_k \delta_l = 1$ under BIG sampling, for any $i \in \beta_k$ and $j \in \beta_l$. The result follows now from taking the difference $V(\hat{\theta}_z) - V(\hat{\theta}_y)$. \square

Theorem 4 is a general result regarding the relative efficiency between $\hat{\theta}_y$ by (4) and $\hat{\theta}_z$ by (5), which applies to all situations where BIG sampling from \mathcal{B} provides a feasible representation of the original graph sampling from G . In the special case where s_0 is selected by SRS without replacement, we have

$$\Delta_{kl} = \frac{N}{n} \sum_{i \in \beta_k \cap \beta_l} \omega_{ik} \omega_{il} + \frac{N(n-1)}{n(N-1)} \sum_{i \in \beta_k} \sum_{j \neq i \in \beta_l} \omega_{ik} \omega_{jl} - \frac{\pi_{(kl)}}{\pi_{(k)} \pi_{(l)}}.$$

Moreover, for equal-share weights $\omega_{ik} = |\beta_k|^{-1}$, we have

$$\Delta_{kl} = \frac{N^2}{n(N-1)} \left(1 - \frac{n}{N}\right) \frac{m_{kl}}{m_k m_l} + \frac{N(n-1)}{n(N-1)} - \frac{\pi_{(kl)}}{\pi_{(k)} \pi_{(l)}}$$

where $m_k = |\beta_k|$, $m_l = |\beta_l|$ and $m_{kl} = |\beta_k \cap \beta_l|$, since $\sum_{i \in \beta_k} \omega_{ik} = \sum_{j \in \beta_l} \omega_{jl} = 1$.

6 Numerical examples

Below we apply first BIGS representation to an example of two-stage ACS (Thompson, 1991). Next, we illustrate BIGS representation of SBS from an arbitrarily generated population graph. Unbiased estimators are compared in terms of efficiency.

6.1 Two-stage ACS

The left plot in Figure 1 gives the population graph of two-stage ACS in Thompson (1991, p.1104). Each strip is a primary sampling unit, and each grid a secondary sampling unit. Given a strip selected at the first stage, all the grids belonging to it are searched for the species. Next, neighbouring grids to those with species are searched, and so on, i.e. ACS is applied to the grids at the second stage, which is terminated once no more non-empty grids (i.e. those with species) are found in this way. An edge grid is an empty grid (i.e. one without species) which is contiguous to one or more non-empty grids.

The right plot in Figure 1 gives a feasible BIGS representation of two-stage ACS above. Let F consist of the strips, and Ω the grids. Each big node marked by a capital letter denotes a strip, the small nodes denote the grids. There are 10 star-like subgraphs, where a strip is adjacent to its 20 empty grids, which are observed in \mathcal{B}_s only if this strip is selected in s_0 . The small nodes (of grids) that are adjacent to four big nodes (of strips) form a cluster of non-empty grids, which are all observed if any of the four strips are selected in s_0 . There are three such clusters of non-empty grids. Finally, each of the 10 strips that contains non-empty grids is also adjacent to the rest of its empty grids. In particular, there is no edge between an edge grid and its neighbour strip, despite the former can be observed via the latter, similarly to \mathcal{B}^* in Section 3.3.1.

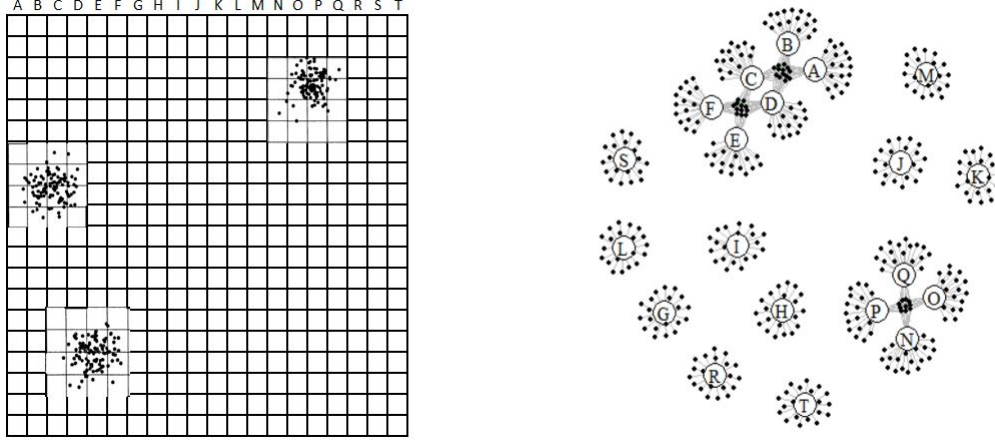


Figure 1: Two-stage ACS: population graph, left; BIGS representation, right.

Notice that, in this case, one could have used the BIG with unrestricted ancestors, where an edge grid is adjacent to its neighbour strip. This is because the y -value is 0 of any empty grid, so it does not contribute to the y -total estimator, whether or not one is able to calculate its inclusion probability. But the representation adopted here is equally applicable, when the singleton networks are associated with non-zero y -values, even though they can be small and below a threshold in the context of ACS.

The total of interest is $\theta = \sum_{i \in F} y_i = 326$, summed over the strips. Let $n = |s_0|$. Four estimators are considered. The first one, denoted by $\hat{\theta}$, is only based on the grids belong to the n stripes in s_0 , without ACS at the second stage. The second estimator $\hat{\theta}_y$ given by (4) is based on the adopted BIGS representation. The inclusion probability of a non-empty grid is $\pi_{(k)} = 1 - \mathcal{C}(N - 4, n) / \mathcal{C}(N, n)$ by (2), where $N = |F| = 20$, and $\mathcal{C}(a, b) = a! / (b!(a - b)!)$. The third and fourth estimators given by (5) are, respectively, $\hat{\theta}_{z\beta}$ with equal-share weights $\omega_{ik} = |\beta_k|^{-1}$ and $\hat{\theta}_{z\alpha}$ with weights $\omega_{ik} = |\alpha_i|^{-1} / \sum_{i \in \beta_k} |\alpha_i|^{-1}$, where $|\alpha_i| = 2$ for strips C and D, and $|\alpha_i| = 1$ for the rest. Notice that additional effort

Table 2: Standard errors given $n = |s_0|$

n	$\hat{\theta}$	$\hat{\theta}_y$	$\hat{\theta}_{z\beta}$	$\hat{\theta}_{z\alpha}$
1	457	356	356	329
2	315	236	245	226
3	250	179	194	180
4	210	142	163	151
5	182	116	141	131
6	160	95	125	115
7	143	78	111	103
8	128	63	100	92
9	116	51	90	83
10	105	40	82	75

is needed for $\hat{\theta}_{z\alpha}$, where one must search for possible non-empty grids belonging to each strip encountered during ACS, but one does not need to survey these additional non-empty grids and obtain the associated y -values. We notice that the first three estimators are the same as those considered by Thompson (1991).

The standard errors are presented in Table 2, for sample sizes $n = 1, \dots, 10$. The estimator $\hat{\theta}$ without ACS has the largest standard error for every sample size. The HT-estimator $\hat{\theta}_y$ is more efficient than both $\hat{\theta}_{z\beta}$ and $\hat{\theta}_{z\alpha}$ as n increases. The estimator $\hat{\theta}_{z\alpha}$ with unequal weights is the most efficient for $n < 3$, and is always more efficient than $\hat{\theta}_{z\beta}$ with equal-share weights. There are infinite ways of constructing the weights ω_{ik} for $\hat{\theta}_z$ by (5), which does not require additional effort, just like $\hat{\theta}_{z\beta}$. Some of them may be more efficient than $\hat{\theta}_y$ in light of Theorem 4. Thus, the BIGS representation of ACS offers greater potential of efficiency gains, beyond the existing methods for ACS.

6.2 T -SBS from an arbitrary population graph

Figure 2 shows a population graph G of 40 nodes and 72 edges. Let the motifs of interest be connected components of order $|M_k| \leq 4$, including node (\mathcal{K}_1), 2-clique (dyad, \mathcal{K}_2), 2-star (\mathcal{S}_2), 3-clique (triangle, \mathcal{K}_3), 4-clique (\mathcal{K}_4), 4-cycle (\mathcal{C}_4), 3-star (\mathcal{S}_3) and 3-path (\mathcal{P}_3). The 40 nodes are all known. The totals of the other motifs (illustrated in Figure 3) are

$$(\theta_{\mathcal{K}_2}, \theta_{\mathcal{S}_2}, \theta_{\mathcal{K}_3}, \theta_{\mathcal{K}_4}, \theta_{\mathcal{C}_4}, \theta_{\mathcal{S}_3}, \theta_{\mathcal{P}_3}) = (179, 72, 19, 3, 7, 141, 408) .$$

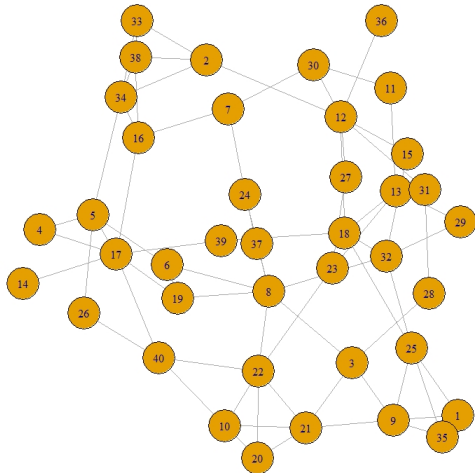


Figure 2: A population graph with $|U| = 40$ and $|A| = 72$.

The diameters (λ_k) and observation diameters (ϕ_k) of the motifs are given at the top of Table 3. Next, for feasible BIGS representation with restricted ancestors $\beta_k^* = M_k$, the number of SBS stages required for the HT-estimator $\hat{\theta}_y$ by (4) and the HH-type estimator $\hat{\theta}_{z\beta}$ by (5) with weights $\omega_{ik} = |\beta_k|^{-1}$ is given by Theorem 2, i.e. $T = \phi_k$, whereas one may

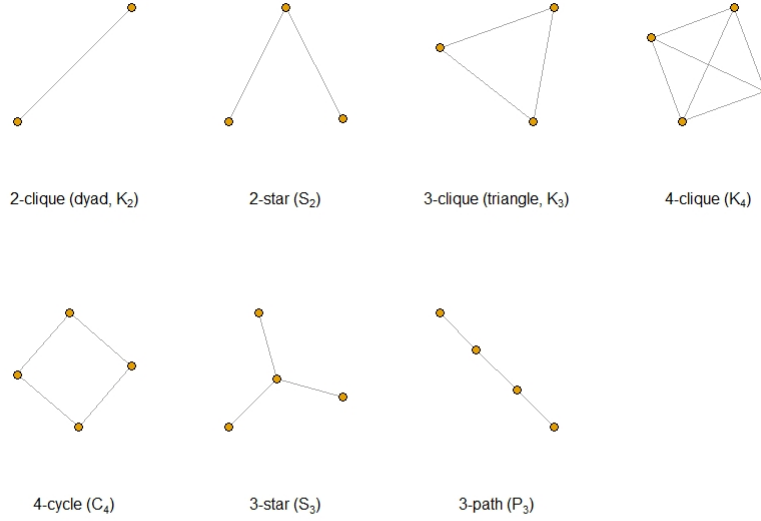


Figure 3: Motifs of interest

need up to ϕ_k additional stages for the estimator $\hat{\theta}_{z\alpha}$ using weights $\omega_{ik} \propto |\alpha_i|^{-1}$. Moreover, for BIGS representation with restricted ancestors $\beta_k^* = M_k \cup \beta(M_k)$, the number of stages required for $\hat{\theta}_y$ and $\hat{\theta}_{z\beta}$ is given by Theorem 3, i.e. $T = \lambda_k + 2t$ and $t = 1$, whereas up to $\phi_k + t = \phi_k + 1$ additional SBS stages may be needed for $\hat{\theta}_{z\alpha}$. Similarly in the case of $\beta_k^* = M_k \cup \beta^2(M_k)$ with $t = 2$.

6.2.1 An example: $s_0 = \{3, 12\}$ and $[M_k] = C_4$

To illustrate some of the computational details, let 4-cycle C_4 be the motif of interest. The graph total of C_4 is 7 in the population graph G (Figure 2). In Figure 4, the initial sample $s_0 = \{3, 12\}$ by SRS is marked as T -SBS with $T = 0$; the sample graphs observed under T -SBS from this s_0 are given for $T = 1, 2, 3, 4$. The sample graph by 4-SBS includes all the

Table 3: Diameter and observation diameter of motifs. Number of stages (T) required for SBS with feasible BIGS representation using restricted ancestors β_k^* .

		\mathcal{K}_1	\mathcal{K}_2	\mathcal{S}_2	\mathcal{K}_3	\mathcal{K}_4	\mathcal{C}_4	\mathcal{S}_3	\mathcal{P}_3
	λ_k	0	1	2	1	1	2	2	3
	ϕ_k	0	1	2	2	2	2	3	3
$\beta_k^* = M_k$	T for $\hat{\theta}_{z\beta}$	0	1	2	2	2	2	3	3
	T for $\hat{\theta}_{z\alpha}$	0	2	4	3	3	4	5	6
$\beta_k^* = M_k \cup \beta(M_k)$	T for $\hat{\theta}_{z\beta}$	2	3	4	3	3	4	4	5
	T for $\hat{\theta}_{z\alpha}$	3	5	7	6	6	7	8	9
$\beta_k^* = M_k \cup \beta^2(M_k)$	T for $\hat{\theta}_{z\beta}$	4	5	6	5	5	6	6	7
	T for $\hat{\theta}_{z\alpha}$	6	8	10	9	9	10	11	12

nodes in G but not all the edges.

According to Theorem 2, BIGS with $\beta_k^* = M_k$ is a feasible representation of 2-SBS (i.e. $T = 2$) for motif \mathcal{C}_4 , where $\phi_k = 2$ for any $[M_k] = \mathcal{C}_4$; see also Table 3. The details required for computing the HT-estimator (4) and the two HH-type estimators (5) are given in the upper part of Table 4, where $\beta_k^* = M_k$. Motif A with nodes $M_A = \{3, 8, 21, 22\}$ is observed from node 3, and motifs $\{B, C\}$ from node 12, where $M_B = \{12, 13, 18, 31\}$ and $M_C = \{12, 15, 18, 32\}$. Two more stages of SBS are needed to apply (5) with the weights $\omega_{ik} \propto |\alpha_i|^{-1}$; the relevant $|\alpha_i|$'s are given in the last column of Table 4. For instance, we have $|\alpha_{\beta_B^*}| = \{|\alpha_{12}|, |\alpha_{13}|, |\alpha_{18}|, |\alpha_{31}|\} = \{2, 2, 3, 1\}$ for motif B .

Under SRS of s_0 , the inclusion probability (2) is $\pi_{(k)} = 1 - \mathcal{C}(N - |\beta_k^*|, n) / \mathcal{C}(N, n) \equiv 0.1923$, where $N = 40$, $n = 2$ and $|\beta_k^*| \equiv 4$ for \mathcal{C}_4 . By (4), we have $\hat{\theta}_y = 3/0.1923 = 15.6$. For (5) with $\omega_{ik} = |\beta_k^*|^{-1}$, we have $z_3 = 1/4$ from $\alpha_3 = \{A\}$ and $z_{12} = 1/4 + 1/4$ from $\alpha_{12} = \{B, C\}$, such that $\hat{\theta}_{z\beta} = (3/4)/(2/40) = 15$, where $\pi_i \equiv 2/40$ for $i = 3, 12$. Finally, for (5) with $\omega_{ik} \propto |\alpha_i|^{-1}$, we have $z_3 = 1/4$ from $\alpha_3 = \{A\}$ and $z_{12} = 0.5/2.33 + 0.5/2.33 = 0.43$ from $\alpha_{12} = \{B, C\}$, such that $\hat{\theta}_{z\alpha} = 13.6$.

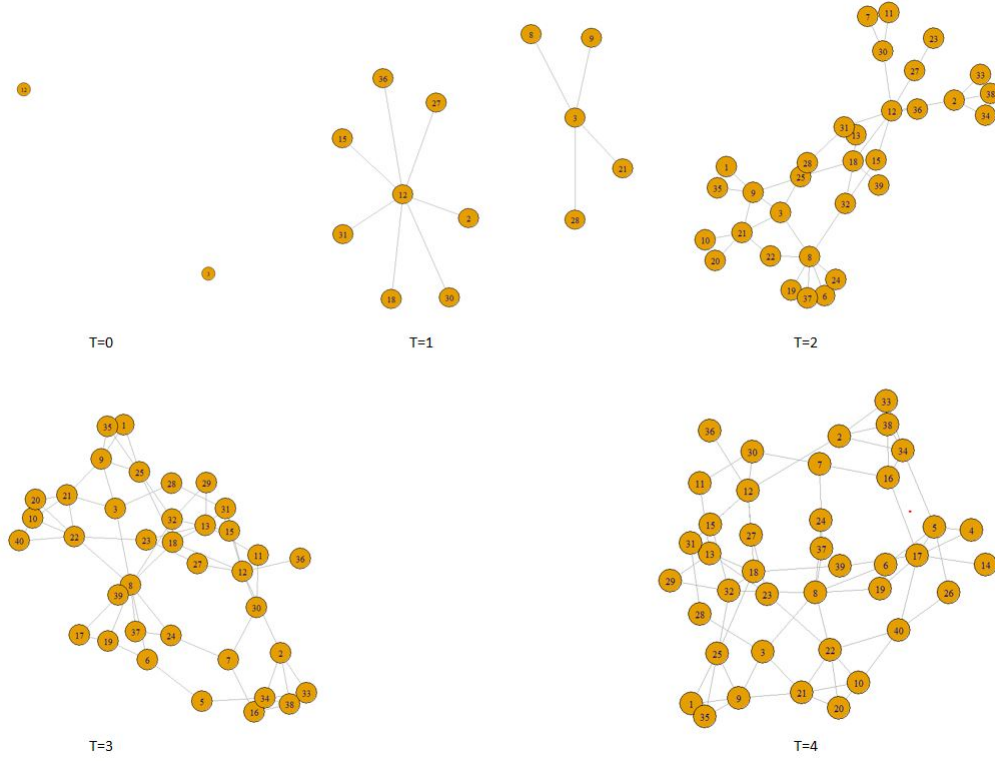


Figure 4: Initial sample $s_0 = \{3, 12\}$, sample graphs by T-SBS from s_0 for $T = 1, \dots, 4$.

Table 4: BIGS representation of T -SBS for \mathcal{C}_4 with initial $s_0 = \{3, 12\}$.

	$i \in s_0$	$k \in \alpha_i$	M_k	$ \beta_k^* $	$ \alpha_{\beta_k^*} $
$T = 2, \beta_k^* = M_k$	3	A	$\{3, 8, 21, 22\}$	4	$\{1, 1, 1, 1\}$
		B	$\{12, 13, 18, 31\}$	4	$\{2, 2, 3, 1\}$
	12	C	$\{12, 15, 18, 32\}$	4	$\{2, 1, 3, 2\}$
$T = 4, \beta_k^* = M_k \cup \beta(M_k)$	3	A	$\{3, 8, 21, 22\}$	15	—
		B	$\{12, 13, 18, 31\}$	16	—
	12	C	$\{12, 15, 18, 32\}$	14	—
		D	$\{13, 18, 29, 32\}$	12	—

By Theorem 3, BIGS with $\beta_k^* = M_k \cup \beta(M_k)$ and $t = 1$ is a feasible representation of 4-SBS (i.e. $T = 4$) for \mathcal{C}_4 , where $\lambda_k = 2$ for any $[M_k] = \mathcal{C}_4$; see also Table 3. The details are given in the lower part of Table 4. Motif A is observed from node 3, and motifs $\{B, C, D\}$ from node 12 where, compared to 2-SBS above, the extra motif D with $M_D = \{13, 18, 29, 32\}$ is observed via node 18 that is observed at the 1st stage (Figure 4). All these motifs eligible for estimation are observed by the 3rd stage; however, since $\lambda_k = \phi_k$ for motif \mathcal{C}_4 , another stage is needed to ensure ancestral OP, yielding $\lambda_k + 2t = 4$; see also the proof of Theorem 3. The cardinality of the ancestor set β_k^* is given in Table 3, which is 15, 16, 14, 12 for $k = A, B, C, D$, respectively. More stages of SBS are needed to apply (5) with the weights $\omega_{ik} \propto |\alpha_i|^{-1}$, so that $\hat{\theta}_{z\alpha}$ is not feasible with maximum 4 stages of SBS that is illustrated here and the relevant $|\alpha_{\beta_k^*}|$ omitted in Table 3.

The inclusion probability $\pi_{(k)} = 1 - \mathcal{C}(N - |\beta_k^*|, n)/\mathcal{C}(N, n)$ is 0.6154, 0.6462, 0.5833 and 0.5154 for $k = A, B, C$ and D , which are much higher than $\pi_{(k)} \equiv 0.1923$ under 2-SBS above. By (4), we have $\hat{\theta}_y = 6.83$. For $\hat{\theta}_{z\beta}$ by (5), we have $z_3 = 1/15$ from $\alpha_3 = \{A\}$ and $z_{12} = 1/16 + 1/14 + 1/12$ from $\alpha_{12} = \{B, C, D\}$, such that $\hat{\theta}_{z\beta} = 5.68$. Both the two estimates are much closer to the graph total $\theta_{\mathcal{C}_4} = 7$ than by 2-SBS above, with only one extra motif D . Contrasting SBS with $T = 4$ or $T = 2$, the inclusion probabilities $\pi_{(k)}$ and the weights ω_{ik} matter more to estimation than the number of observed motifs.

6.2.2 Results

Consider SBS of maximum 4 stages following SRS of s_0 with $|s_0| = 2$. Since the diameter of the population graph G is six here, a large part of it may already have been observed by 4-SBS, as in the case of $s_0 = \{3, 12\}$ above; indeed, G is fully observed from 215 out of 780 possible initial samples. In addition, we consider induced OP following SRS of s , for which

$s_{ref} = s \times s$. The size of s is set to be the expected number of observed nodes under $T = 1$ and $T = 2$, which are 9 and 21, respectively. Denote by $\hat{\theta}$ the resulting HT-estimator.

Table 5: Mean squared errors of graph total estimators under induced OP from SRS of size $n = 9$ or 21, and SBS of maximum 4 stages from SRS of initial sample of size 2.

	Estimator	\mathcal{K}_2	\mathcal{S}_2	\mathcal{K}_3	\mathcal{K}_4	\mathcal{C}_4	\mathcal{S}_3	\mathcal{P}_3
Induced OP, $n = 9$	$\hat{\theta}$	1 263	47 134	2 869	2 167	5 168	231 805	797 578
Induced OP, $n = 21$	$\hat{\theta}$	152	4 533	198	41	116	11 523	52 488
$\beta_k^* = M_k$	$\hat{\theta}_y$	471	5 269	193	10	38	5 092	27 717
	$\hat{\theta}_{z\beta}$	475	5 447	199	10	39	5 368	29 441
	$\hat{\theta}_{z\alpha}$	116	613	160	10	28	–	–
$\beta_k^* = M_k \cup \beta(M_k)$	$\hat{\theta}_y$	306	1 614	92	4	7	1 382	–
	$\hat{\theta}_{z\beta}$	281	1 485	98	5	7	1 403	–

In Table 5, we present the mean squared errors (MSEs) of the different estimators. Feasible BIGS representation is used for estimation under T -SBS. In case an estimator is not feasible for a certain motif using maximum 4-SBS, the result will be unavailable in the table. Induced OP is understandably much less efficient than incident OP, as the order of the motif of interest increases; compare e.g. the results for SRS of size 21 and 2-SBS, where both have the same expected number of nodes in the sample graph.

Under T -SBS from the population graph in Figure 2, the HT-estimator $\hat{\theta}_y$ and the HH-type estimator $\hat{\theta}_{z\beta}$ are about equally efficient for the motifs considered here. The HH-type estimator $\hat{\theta}_{z\alpha}$ can be much more efficient, especially for the lower-order motifs \mathcal{K}_2 and \mathcal{S}_2 . Under SRS of s_0 , the variance of the HH-type estimator (5) is minimised, if the constructed z_i 's happen to be constant across the sampling units. With unequal-share weights, z_i is proportional to $|\alpha_i|$. Setting $\omega_{ik} \propto |\alpha_i|^{-1}$ tends to even out the z_i 's, since a sampling unit with many successors will receive relatively little share from each motif observed from it, although its z -value is based on more motifs than another sampling unit with fewer

successors. We refer to Patone (2020) for more discussions of $\hat{\theta}_{z\alpha}$.

7 Conclusion

Graph sampling (Zhang and Patone, 2017) provides a general statistical approach to study real graphs, which can be of interest in numerous investigations. We develop feasible BIGS representation that is applicable to a large number of graph sampling situations, which are based on different incident observation procedures. It avoids the recursive computations that are needed to calculate the inclusion probabilities of the sample motifs under T -stage snowball sampling (Zhang and Patone, 2017). It enables one to identify the motifs that are eligible to estimation in a given sample, which generalises a related idea originally proposed for adaptive cluster sampling (Thompson, 1990). It allows one to extend the scope of HH-type estimators developed for indirect sampling (Birnbaum and Sirken, 1965), providing a unified framework for achieving efficiency gains beyond the standard HT-estimator. A current topic of research is developing BIGS methods for general “representative sample graphs”, as defined by Zhang and Patone (2017), which can be applied to various problems of ‘graph compression’.

References

Birnbaum, Z. and M. Sirken (1965). Design of sample surveys to estimate the prevalence of rare diseases: Three unbiased estimates. Vital and Health Statistics, PHS Publication No. 1000-Series 2, No. 11. National Center for Health Statistics, Washington, D. C.: U. S. Government Printing Office.

- Cochran, W. (1977). *Sampling Techniques (3rd ed.)*. New York: Wiley.
- Frank, O. (1971). *Statistical Inference in Graphs*. Stockholm: FOA Repro.
- Frank, O. (1977). Estimation of graph totals. *Scandinavian Journal of Statistics* 4, 81–89.
- Frank, O. (1980a). Estimation of the number of vertices of different degrees in a graph. *Journal of Statistical Planning and Inference* 4, 45–50.
- Frank, O. (1980b). Sampling and inference in a population graph. *International Statistical Review* 48, 33–41.
- Frank, O. (2011). Survey sampling in networks. *The SAGE Handbook of Social Network Analysis*. pages 389-403.
- Frank, O. and T. Snijders (1994). Estimating the size of hidden populations using snowball sampling. *Journal of Official Statistics* 10, 53–67.
- Goodman, L. (1961). Snowball sampling. *The Annals of Mathematical Statistics* 32, 148–170.
- Hansen, M. H. and W. N. Hurwitz (1943). On the theory of sampling from finite populations. *The Annals of Mathematical Statistics* 14(4), pp. 333–362.
- Horvitz, D. G. and D. J. Thompson (1952). A generalization of sampling without replacement from a finite universe. *Journal of the American Statistical Association* 47(260), 663–685.
- Lavallée, P. (2007). *Indirect Sampling*. New York, USA: Springer Science and Business Media.
- Patone, M. (2020). Topics of statistical analysis with social media data. Unpublished PhD thesis. University of Southampton, Southampton, United Kingdom.
- Sirken, M. (1970). Household surveys with multiplicity. *Journal of the American Statistical Association* 65, 257–266.

- Sirken, M. (2005). Network sampling. *Encyclopedia of Biostatistics*. John Wiley and Sons, Ltd., Online, DOI: 10.1002/0470011815.b2a16043.
- Thompson, S. (1990). Adaptive cluster sampling. *Journal of the American Statistical Association* 85, 1050–1059.
- Thompson, S. (1991). Adaptive cluster sampling: Designs with primary and secondary units. *Biometrics* 47, 1103–1115.
- Thompson, S. (2012). *Sampling (3rd ed.)*. New York: Wiley.
- Zhang, L.-C. and M. Patone (2017). Graph sampling. *Metron* 75, 277–299.