

WATER AND AIR CONSUMPTION ABOARD INTERSTELLAR ARKS

Frédéric Marin¹ & Camille Beluffi²

¹ *Université de Strasbourg, CNRS, Observatoire astronomique de Strasbourg, UMR 7550, F-67000 Strasbourg, France*

² *CASC4DE, Le Lodge, 20, Avenue du Neuhof, 67100 Strasbourg, France*

Dated: April 9, 2024

Abstract

The architecture of a large interstellar spaceship, which is capable of serving as a living environment for a population over many generations, is mainly dictated by the needs of said population in terms of food, water and breathable gases. These resources cannot be stored for the entire duration of a journey that goes on for several centuries, so they must be produced *in situ*. In order to determine the quantities necessary for the survival of the population, it is imperative to precisely estimate their needs. In this article, we focus on accurate simulations of the water and air (oxygen) requirements for any type of population in order to be able to provide precise constraints on the overall architecture of an interstellar ark (the requirements in terms of food having already been studied in a previous publication). We upgrade our agent-based, numerical, Monte Carlo code HERITAGE to include human physiological needs. Our simulations show that, for a crew of about 1 100 crew members (each characterized with individual anthropometric and biological data), 1.8×10^8 litres of oxygen are annually required, together with 1.1×10^6 litres of water. Those results do not account for oxygen and water used in growing plants, but they give us an insight of how much resources are needed in the spaceship. We also review the best methods for generating water from waste gases (namely carbon dioxide and dihydrogen) and how such system could complement the oxygen-supplying biospheres inside multi-generational spaceship to form a closed and controlled environment.

Keywords: Long-duration mission – Multi-generational space voyage – Space exploration – Space resources

1 Introduction

In order to prepare for a long-term mission in an environment where resources are scarce, it is necessary to plan and budget for the equipment to bring, to build on site and to recycle. If we take the real example of the French commercial ship *Clairon et Reine*, a brig which regularly travelled from Marseille (France) to Smyrna (Turkey) between 1827 and 1836, we can study how the rationing in food was important and precise in order to carry out long sea crossings [1]. According to the ship's documents found in 1973, each of the ~ 10 sailors obtained a ration of nearly 4 200 daily kilo-calories in bread, meat, fish, vegeta-

bles and cereals, which matches their intense physical activity level. Thousands of litres of liquids (mainly alcohol and water) were loaded on board before each departure, so that month-long trips could be achieved [2]. This represents several tens of tonnes of food which tended to spoil after a few weeks. Now, let us compare this situation to space travels, where breathable air becomes a valuable resources that must be taken into account in the equation. In addition, it will not be possible to fish in the vacuum of space, so food cannot be easily replenished. Storing enough food, water and nutriments, together with a breathable mixture of gases, represents a challenge. First it will require physical space and add mass to the space

shuttle or spaceship, which drives higher costs (larger ships, stronger propulsion systems). Second, water and food will eventually spoil in time despite the best industrial methods for food preservation and storage [3, 4]. These problems are at the centre of contemporary thinking for the human exploration and colonization of Mars [5, 6, 7, 8, 9], but also for interstellar journeys to nearby exoplanets [10, 11, 12, 13].

Sending humans to exo-worlds situated at several (tens of) parsecs away from the Earth is a rather complex project, since it requires to travel in deep space for hundreds of years with subluminal propulsion systems. The technological complexity of such giant spaceship has been highlighted by many authors [10, 14, 15], but it is universally recognized that the human aspect of the mission is even more complex. Multi-generational spaceship are probably the best option we have since population resources consumption over time can be modelled with great precision [16]. Those generation ships rely on the principle that the population aboard will live, procreate, teach the new generation, and die, allowing the offspring to continue the journey. Inside the vessel, a closed ecological system would artificially reproduce Earth-like conditions, landscapes and flora. The population of a space ark should not be considered as a unique crew with a distinct goal, but rather as families and communities living out normal, small-town lives in the world ship [17]. However, in order to continue the space travel, their basic physiological needs must be fulfilled.

Among the several solutions that have been postulated to solve the issue of the inevitable depletion of food, water and breathable gases supplies, the most convincing one is the production of resources within the spaceship. This can be achieved by either recycling wastes, by growing food and plants in biospheres, or by using chemical reactions to transform non-breathable gases to oxygen. But how much food, water and oxygen is needed to ensure that the crew will have enough resources to live a prosperous life? Precise quantitative estimations have been achieved in the case of short duration spaceflights with a limited crew (see, e.g., [18]) but never in the case of long-duration interstellar travels with a dynamic population, which is the goal of this pa-

per. We addressed the question of food production and requirements in a previous publication [13]. We now turn our attention and our numerical simulation tool HERITAGE towards the issue of water and air consumption aboard an interstellar spaceship whose crew consists of a multi-generational population. In the following, we will present the latest upgrades of our agent-based code that were necessary to properly compute the annual basal oxygen consumption and the estimated water requirements of the population. Then, we will review the various methods to refill the spaceship with pure water and air before concluding on the importance of planning for a long-duration space voyage.

2 Upgrading HERITAGE

2.1 Overview of the agent based Monte Carlo code

The numerical code HERITAGE is a computer program that was created to follow the evolution of a multi-generational population within a closed environment with limited resources and neither immigration nor emigration. HERITAGE has been applied to interstellar space travels but can very well be applied to local (Earth) situations such as an isolated tribe in the jungle, an island or a Mars colony experiment such as the Mars-500 project [8] or the Hawaii - Space Exploration Analog and Simulation (HI-SEAS) [19]. The uniqueness of the code comes from the fact that it is an agent based tool. Each crew member is fully simulated using a specific blueprint (a C++ language class) that includes the most important biologic and anthropometric data that are needed to characterize a real human: age, gender, weight, height, genome, fertility, etc. The biological factors are time-dependent and follow biological and physical laws so that the population can grow old, reproduce and die in a biologically realistic way. This allows us to model a real population with mixed generations and heterogeneous characteristics rather than populations with clearly separated generations, as what is usually done in population genetics studies [20, 21]. HERITAGE is also a Monte Carlo code,

which means that each event happening in the spaceship (reproduction, accidents, genetic processes, and so on) are the result of random draws that follow mathematical laws. This means that the code can test all possible outcomes of an event by performing successive draws. The code must be lopped several times (at least one hundred times, see [13]) to have statistically significant results and determine the most probable outcomes. The results of the simulations are then averaged over hundreds of loops that, depending on the number of crew members, can take hours to days to complete.

The code has been extensively described in the previous papers of the HERITAGE project [22, 23, 13]. In the following, we will only review the new features that are necessary to determine air and water consumption aboard a closed environment.

2.2 Equations for air consumption

The daily quantity of air needed by a human under minimal psychological and physiologic stress, and at an ambient temperature comprised between 20 and 26.6°C, has been derived thanks to indirect calorimetry during clinical experiments [24, 25]. Surprisingly, this quantity depends only marginally on the sex and height of the test subject but more strongly on its weight. Indeed, there is a strong correlation between the body size and metabolic rate of mammals [26]. Based on clinical observations, an equation was derived to express the basal oxygen consumption (V_{O_2}) as a function of the subject weight w [27, 24]:

$$V_{O_2} = 10w^{\frac{3}{4}} \quad (1)$$

in milliliter per minute. This equation is known as Brody's equation, whose representation can be found in Fig. 1. It is a continuous function that can be used as a good proxy for human oxygen needs in stress-free situations. By volume, dry air (> 10% humidity) contains 78.09% nitrogen, 20.95% oxygen, 0.93% argon, 0.04% carbon dioxide, and small amounts of other gases [28]. Air also contains a variable amount of water vapor, on average around 1% at sea level, and 0.4% over the entire atmosphere. From Brody's equation, it is thus possible to estimate the basal oxygen

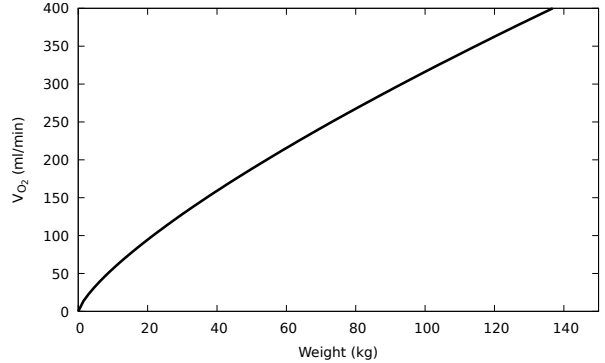


Figure 1: Plot of the Brody's equation.

consumption of a whole population (if the weight of each individual is known) and then derive the related volume of accompanying gases.

2.3 Equations for water consumption

Water is the largest constituent of the human body and can be viewed as the most essential nutrient. It contributes to the global health of humans and also accounts for a large fraction of their body weight. Ingesting insufficient daily water doses leads to dehydration and volume depletion [29], while too much water leads to over-hydration and hyponatremia [30]. In order to avoid those life-threatening conditions, an appropriate amount of water must be consumed per day. It is recognized that a minimum of one liter per day is necessary to survive [31], but if we want to move away from this scarcity assumption, it becomes less trivial to properly assess the amount of water that is required to maintain a healthy body. There are at least five equations used by clinicians to determine water requirements. Studies have pointed out that those five Estimated Water Requirements (EWR) equations are strongly correlated but do not necessarily agree with each other [32]. To determine the best equation, the calculated EWR results were compared to measurements from the total water intake (from food and beverages) from a representative sample of the United State population. The strongest agreement between the total water intake and the estimated water requirements is found in the case of

the equation issued by the NRC (National Research Council) [32]:

$$\begin{aligned} \text{EWR}_{\text{♀}} = & 354 - (6.91 \times A) + (9.36 \times W \times PAL) \\ & - (726 \times H \times PAL) \end{aligned} \quad (2)$$

$$\begin{aligned} \text{EWR}_{\text{♂}} = & 662 - (9.53 \times A) + (15.91 \times W \times PAL) \\ & - (540 \times H \times PAL) \end{aligned} \quad (3)$$

with W the weight in kilograms, H the height in meters, A the age in years, and the EWR in milliliter per day. The acronym PAL stands for Physical Activity Level and is used to express a person's daily physical activity as a quantitative value. Those equations are based on the basal metabolic rate of individuals, such as already computed by HERITAGE (see [13]). They have the advantage of accounting for the body mass, body height, age, gender and physical activity level of the subject. All those parameters are already included in HERITAGE from the previous upgrade. We thus simply included those equations into our code to estimate the daily water requirements.

It must be noted that the estimated water requirements are very temperature-sensitive: EWR increases with ambient temperature as a result of sweating. The United States Army Research Institute of Environmental Medicine has developed an empirical model that includes an equation to predict sweating rate during work [33, 34]. The model is valid for dry air temperatures that range between 15 and 40°C and accounts for four different physical activity levels. The model has an exponential dependency on temperature with proportional rate growths (see [31]). We used the model to numerically determine a temperature-dependent correction factor f_{EWR} to apply to the EWR value obtained with Eqs. 2 and 3:

$$f_{\text{EWR}} = a - \frac{b}{c} \times (1 - \exp(c \times T)) \quad (4)$$

with T the dry air temperature in Celsius degrees, $a = 0.462$, $b = 0.016$ and $c = 0.048$. This correction factor must be multiplied to the EWR to account for the temperature-dependent daily dose of water needed by

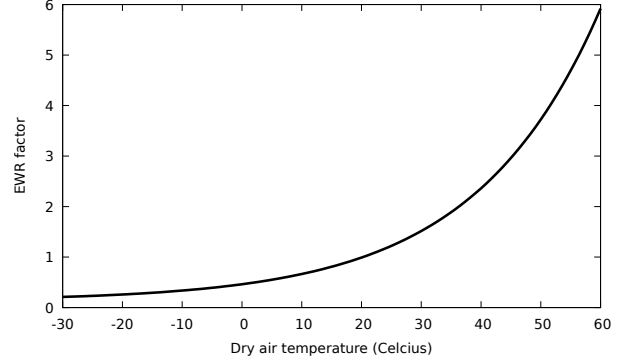


Figure 2: Correction factor applied to the EWR as a function of dry air temperature aboard the spaceship. The model is normalized to unity at a nominal temperature slightly below 20°C and detailed in the text.

each crew member. A visual representation of f_{EWR} is shown in Fig. 2.

The correction factor has been normalized to an ambient dry air temperature slightly below 20°C and a numerical fit allowed us to extend the temperature range from negative values up to more than 60°C. Nevertheless, the HERITAGE code will emit a warning message whenever the temperature within the spaceship is below or above the nominal temperature range fixed by [33, 34], so that the user will know that the results are subject to larger uncertainties. The annual dry air temperature aboard the spaceship is now input data (similarly to the year-by-year catastrophe risks and equivalent doses of cosmic ray radiation) that can be fixed by the user. Note that for climate control, a typical ambient temperature range is anywhere between 15 and 25°C. The human body, dressed appropriately, can survive for a year under extreme conditions ranging from -60 to +50°C in dry air conditions and with regular access to water at cooler temperatures in the latter case [35]. Above and below those limits, the crew members are killed by the program. Finally, effects of extreme temperatures on the human biological functions, such as fertility or blood flow [36, 37], are rather complex to model and are not included in HERITAGE at this point.

3 Simulations

Now that the code has been upgraded to account for air (oxygen) and water consumption, we can run a complete simulation to obtain the annual requirements in terms of food, water and air. To do so, we set up HERITAGE according to the parameters listed in Tab. 1. We simulate a relatively short space travel (600 year long) with a worldship of modest size: a maximum of 1200 crew members can live inside the vessel but we impose a security threshold of 90% of that value to prevent overpopulation and resource depletion. We include adaptive social engineering principles that is a self-regulation of the population whenever the overpopulation threshold is reached. No inbreeding is tolerated on board (up to first cousins once removed or half-first cousins) and the procreation window is wide: from 18 to 40 years old. The crew is expected to be rather inactive when young (< 18 years old), moderately active in their age 18 – 24, vigorously active between 25 and 50, moderately active up to 70 years old and sedentary for the rest of their life. We postulate that the radiation shield of the interstellar ark is very efficient so that the annual equivalent dose of cosmic ray radiation never exceeds 2 milli-Sieverts in deep space (i.e., beyond the protective limits of the Sun and of the star around which is orbiting the targeted exoplanet). This prevents any serious risks of neo-mutations, cancers and genetic malformations. The initial crew is gender-balanced and older than in our previous simulations: 30 years old on average with a standard deviation of 5. This means that a few crew members are older than 40 years old and some are younger than 20 at the beginning of the mission. To move away from the scarcity paradigm (i.e., imposing the minimal viable population of initial settlers at year 0, which is of the order of 100, see [23]), we choose a departing population of 500 humans. We will discuss the socio-demographic importance of the initial population age and number in another publication. We set up a chaotic factor that can randomly kill any crew member for unexpected reasons (deadly accident, premature death, serious illness, etc.) to 0.1% per year. Finally, the dry air temperature aboard is stochastically oscillating between 18 and 21°C and we set up three inci-

dents along the course of the multi-generational ark at years 191 (20% casualties), 350 (30% casualties) and 490 (17% casualties). The casualty percentage rates are chosen to mimic large-scale catastrophes and diseases, such as the 14th century Black Plague ($\sim 30\%$ of the European population died, [38]) or the 1918 – 1919 Spanish flu pandemics ($\sim 22\%$ of the Samoa population died, [39]).

The results of the simulations are shown in Fig. 3. The top-left panel shows the evolution of the population within the spacecraft. From 500 at the beginning of the interstellar travel, the crew quickly increases up to the security threshold. At this point, the population number is subject to strong variations as the crew is dominated by demographic echelons clustered in discrete age groups. With time, this clustering gradually disappears and a stable population level with people of many different ages develops. The three catastrophes have little impact onto the resilience of the crew and the population quickly returns to the stable population level after the lethal events. The rate of mission success is precisely 100% in this case. The top-right panel of Fig. 3 shows the total energy expenditure in kilo-calories per year. On average, there is a need for $\sim 10^9$ kcal per year to maintain ideal body weight. Following our investigations presented in [13], this total energy expenditure drives a surface for geoponic agriculture of about 2 square kilometers of farmland for a balanced diet (fruits, vegetables, meat and fish, dairy and starch). The use of hydroponic and/or aeroponic agricultures could help to reduce this surface by a factor two. The bottom-left figure presents the basal oxygen consumption in liters per year. We see that about 1.8×10^8 liters of oxygen are annually required to keep the crew alive. At the spaceship ambient dry air temperature, considering a pressure of one atmosphere, this represents a volume¹ of 1.8×10^5 cubic meters (2.4×10^5 kilograms). If we account for nitrogen among the breathable gases, at a fraction of 78.09% of the air composition, this means that an additional amount of 6.7×10^8 liters of nitrogen is needed inside the vessel, which corresponds² to $\sim 6.7 \times 10^5$ cubic me-

¹1 liter of oxygen gas represents a volume of 10^{-3} m³ and a mass of 1.309 g at 21°C and 1 atm.

²1 liter of nitrogen gas represents a volume of 10^{-3} m³ and

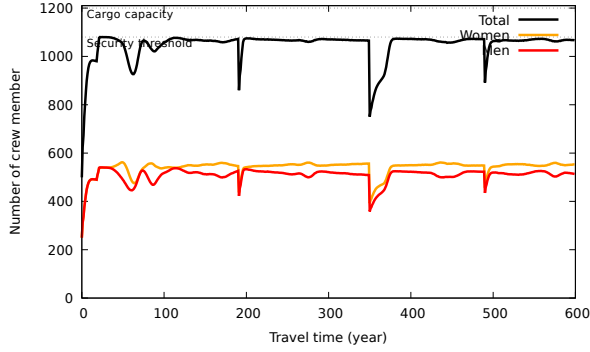
Parameters	Values	Units
Number of space voyages to simulate	100	–
Duration of the interstellar travel	600	years
Colony ship capacity	1200	humans
Overpopulation threshold	0.9	fraction
Inclusion of Adaptive Social Engineering Principles (0 = no, 1 = yes)	1	–
Genetically realistic initial population (0 = no, 1 = yes)	1	–
Number of initial women	250	humans
Number of initial men	250	humans
Age of the initial women	30 ± 5	years
Age of the initial men	30 ± 5	years
Number of children per woman	2 ± 0.5	humans
Twinning rate	0.015	fraction
Life expectancy for women	85 ± 5	years
Life expectancy for men	79 ± 5	years
Mean age of menopause	45	years
Start of permitted procreation	18	years
End of permitted procreation	40	years
Initial consanguinity	0	fraction
Allowed consanguinity	0	fraction
Life reduction due to consanguinity	0.5	fraction
Chaotic element of any human expedition	0.001	fraction

Table 1: Input parameters of the simulation. The $\mu \pm \sigma$ values shown for certain parameters indicate that the code needs a mean (μ) and a standard deviation value (σ) to sample a number from of a normal (Gaussian) distribution.

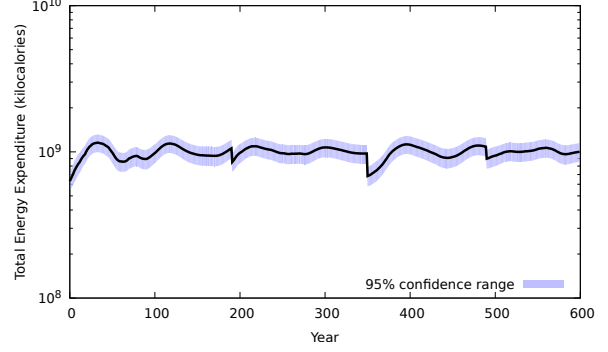
ters (7.7×10^5 kilograms). In total, the spaceship must have a volume of about 10^6 cubic meters just to store the required breathable gases (nitrogen and oxygen) at 21°C and at a pressure of one atmosphere for a full year. Considering the simplest geometry for such spaceship (a cylinder), this represents a structural length longer than 350 meters for a fixed radius of 30 meters. Storing a fraction of the gases in pressurized tanks would help to drastically decrease such architectural constraints. The breathable gases could then be released inside the vessel according to the monitored needs of the crew. In addition, it is not necessary to keep enough gases for a full year. Day-to-day oxygen and nitrogen production aboard must participate actively in the renewal of the breathable atmosphere (see Sect. 4.1). Finally, the bottom-right panel of Fig. 3 presents the estimated water require-

a mass of 1.155 g at 21°C and 1 atm.

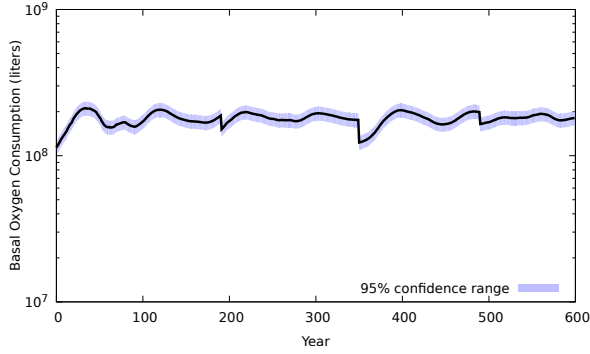
ments in liters per year. There is an annual need of 1.1×10^6 liters of water to hydrate the population. Of course, this amount of water does not include the volume required by the biosphere (plants, animals, insects, bacteria ...) inside the ark to survive. It gives us a lower limit solely based on human needs. This quantity represents a volume of 1100 cubic meters of water (1.1×10^6 kilograms), or a cylinder of length 35.4 meters and radius 3 meters. This is a much smaller volume than what is required by breathable gases requirements; water could be stored in containers that are fixed on the vessel's flanks, minimizing the loss of space inside the spacecraft. Due to the coldness of the interstellar atomic and molecular media ($\leq -173.15^\circ\text{C}$, [40]), water stored outside the spaceship would freeze (no need for active cooling in deep space) and could be used as an ice shield against interstellar debris. Pathogens would not pro-



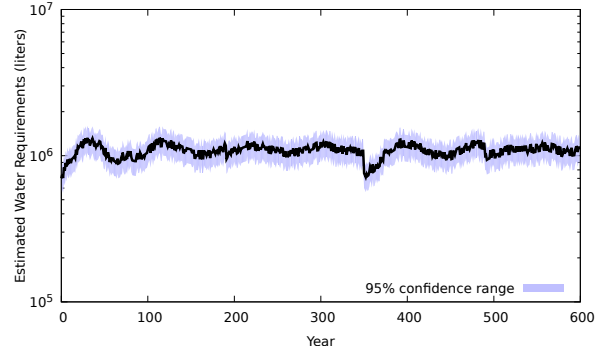
(a) Crew evolution in terms of population number (black: total, orange: women, red: men).



(b) Total energy expenditure (in kilo-calories) per year.



(c) Basal oxygen consumption (in liters) per year.



(d) Estimated water requirements (in liters) per year.

Figure 3: HERITAGE results for a 600 years-long interstellar travel under the conditions described in the text. The supplemental noise seen in the estimated water requirements is due to the random fluctuations of the dry air temperature aboard the spaceship.

liferate at those temperatures and sterilizing water is a known and easy process. In principle, collecting the required amounts of water from Solar System sources could be achieved well before the mission even begins but, from cost-wise and security reasons, it would be preferable to obtain new and fresh water during the journey. The question of how to renew the water supply will be discussed in Sect. 4.2.

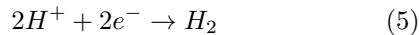
4 Producing air and water resources in space

Our HERITAGE simulations have proven that tremendous annual amounts of oxygen and water are required to keep the crew alive during centuries-long deep space travels. It is not a viable option to store all the necessary resources at the beginning of the travel since the quality of liquid water would likely deteriorate with time. Microbial cells (pathogenic bacteria such as, e.g., legionella) would ultimately grow and induce pathogenic properties. Excessive growth of bacteria in drinking water leads to hygienic, aes-

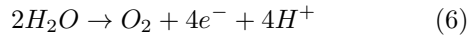
thetic and operational problems [41]. In addition, the required volumes to store millions of water litres and billions of cubic meters of breathable gases would induce disproportionate costs that could affect the overall feasibility of ark-like projects. For those reasons, *in situ* recycling and production of fresh air, water and food are necessary [13].

4.1 How to recycle and produce breathable gases?

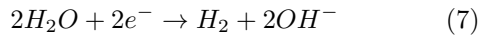
The most convincing and accurate examples that we have concerning the production of breathable gases in space are the Mir and ISS space stations. Inside those orbiting habitats, large scale plant photosynthesis is not feasible to produce enough oxygen so they rely on several methods to generate breathable gases: pressurized oxygen tanks, oxygen generators and solid fuel oxygen generators. These systems are not perfectly efficient and losses are compensated by deliveries from Earth. Of course, the delivery of oxygen to an interstellar spaceship is not realistic, but nothing prevents the crew to store pressurized tanks in case of a disaster. To provide a continuous flow of oxygen, generators such as the Russian-made Elektron-VM [42, 43] and the United States Environmental Control and Life Support System (ECLSS, [44, 45]) are used. The oxygen generators option relies on water electrolysis that splits H_2O molecules into hydrogen gas and oxygen gas such as:



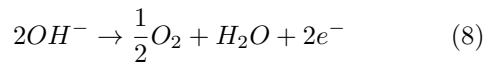
at the cathode and:



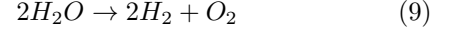
at the anode when the half reactions are balanced with acid. In the case of a balance with a base, the reactions become:



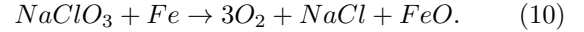
at the cathode and:



at the anode. Combining either half reaction pair yields the same overall decomposition of water into oxygen and hydrogen:



The electricity is generated by the station's solar panels and supplied to the oxygen generators through the station's power grid [46]. Water is essentially provided from Earth by space shuttles, which make oxygen generators such as Elektron-VM and ECLSS less reliable in case of water shortage. The last method to produce breathable gases uses chemical reactions. Solid fuel oxygen generators consist of canisters that contain a mixture of powdered sodium chlorate ($NaClO_3$) and iron (Fe) powder. The ignition of the iron powder provides the heat energy required to break down the sodium chlorate into sodium chloride and oxygen gas (plus residual iron oxide) such as:



One kilogram of mixture is enough to provide oxygen for 6.5 man-hours [47, 48, 49, 50]. Chemical oxygen generators are the most used methods to supply oxygen in confined spaces, especially because of their long shelf life and reliability. Nevertheless, all the three technologies require resources that are not effortlessly accessible in deep space. Recycling breathable gases is necessary but not easily achievable, even in space shuttles and space stations. Experiments involving organic compounds [51, 52] or microalgae [53, 54, 55] to recycle carbon dioxide are under study but they are not expected to be 100% efficient. The only way to provide enough breathable gases and recycle gas wastes is to mimic the Earth system: growing plants in space. This is a challenging task but the recent success of the Chang'e 4 lunar lander in January 2019 is paving the way towards more and more complex biosphere experiments. The Chinese mission carried a 3 kg sealed biosphere-like box with seeds and insect eggs to test whether plants and insects could hatch and grow together in synergy. It successfully achieved the sprout of cottonseed (and, maybe, of rapeseed and potato seeds, but this has not been confirmed yet) within nine days, before a failure of the temperature system [56]. Larger biosphere

experiments, such as Biosphere II, are trying to recreate a viable ecosystem inside a huge closed dome that could very well be representative of a spacecraft [57, 5, 6, 7]. This option is the only realistic one to consistently provide enough breathable gases to multi-generational crews, recycle carbon dioxide and other by-products of life aboard a closed system, and create a pleasant living and working environment for the crew. However, this potential solution must be explored carefully since the carbon dioxide content of the air is low; hence it might require a significant extra mass of carbon. In addition, it is extremely difficult to calculate how the efficiency works with such complicated networks, since some carbon dioxide will be taken up by the plants for photosynthesis. Large scale experiments, such as Biosphere II, are therefore fundamental to the preparation of interstellar arks.

4.2 Where to find water in deep space?

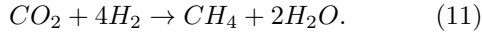
The problem of renewing water in space is even more complex than that of creating oxygen in a closed environment. The Solar system is full of small icy bodies (comets and asteroids) that could be collected prior to the mission or even during the spaceflight to restore the water tanks level after purification of the melted ice. Harvesting water in the Solar system before the launch of the space ark might be a good option since it can be done during the construction time of the spaceship. However, as we already stated it, it is dangerous to travel with all the water stored for the mission. In case of a catastrophe that would destroy part of the reserves, this would mean the end of the mission. It is then necessary to collect additional water on the course to the exoplanet. But, is this really an option? The closest asteroid belt is the Main Belt. It is estimated to contain millions of objects and is located between the orbits of Mars and Jupiter ($\sim 2 - 3$ astronomical units, *au*, from the Sun). Further away are Trojan asteroids, rocky/icy bodies that are a separate group of asteroids lying outside the main asteroid belt and sharing an orbit with Jupiter ($\sim 5 - 6$ au). Several comets and ice-coated irregular satellites of the giant planets are situated shortly after the Trojan asteroids, up to the Neptune Trojans

at ~ 30 au. At larger distances from the Sun, Kuiper belt objects fill the space up to ~ 55 au. Most of the aforementioned asteroids are situated along (or close) to the planet’s orbital plane [58]. This means that any interstellar travel whose direction does not lie close to the Solar system ecliptic plane is less likely to encounter asteroid that could be harvested to restore water levels (at least up to 55 au). In addition to the inherent risks of boarding a fast moving³ space rock, the chances to encounter enough asteroids along the spaceship’s trajectory within the Solar system is rather low if the ship’s path deviates from the ecliptic. The only true potential reservoir of frozen water that lies “close” to the Sun is the Oort cloud. The Oort cloud is a large hypothetical spherical reservoir of comets that surrounds the Solar system at distances between 20 000 and $> 100\,000$ au [62]. The outer envelope could be the source of most long-lived comets and be an ideal target for water replenishment if the risk is worth it. Finally, in the deep interstellar space, the number density of comets and asteroids that could be used to extract water is so low (1.4×10^{-4} au $^{-3}$ at a 90% confidence limit, [63]) that such an option could be safely discarded.

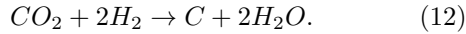
We established that extracting water from comets and asteroids during the spaceship course is not a viable option. Is recycling water from humans, plants and industrial activities within the spaceship feasible? Aboard the ISS there are two water recovery systems, one that processes water vapor from the atmosphere (the water is then fed to electrolysis oxygen generators) and one that processes water vapor collected from the atmosphere and urine into water that is intended for drinking. However, they are not 100% efficient since some water is lost due to small amounts of unusable brine produced by the recycling systems, water consumption by the oxygen generators, airlocks leaks that take humidity with them, and a few more. Even with a 95% efficient system, such as the NASA’s Vapor Compression Distillation experiment [64], the amount of water that is lost per year is non-negligible and requires filling the reserves with fresh water. This demonstration has the corol-

³The average orbital speed of a main-belt asteroid is 17.9 km.s $^{-1}$, the orbital speed of Ceres [59]. Ceres has a pretty typical orbit and makes up a third of the Belt by mass [60, 61].

lary that some water must be created within the ship in addition to the water recovered from the recycling systems. To do so, we can rely on chemical reactions. In particular, the Sabatier process could be used to produce methane and water. To do so, the methodology relies on the reaction of hydrogen with carbon dioxide at elevated temperatures (optimally 300 – 400 °C) and pressures in the presence of a nickel catalyst [65, 66, 9]. The chemical exothermic process is such as:



A very interesting by-product of the Sabatier reaction is the production of methane that could be very well used as a propellant for the spaceship. In addition, this process would recycle the human production of carbon dioxide to produce water, that in turn could be used to water the plants and create a complete loop. Along the same line of thoughts, the Bosch reaction is under study to complement the Sabatier reaction to maximize water production aboard the ISS or during future Martian colonies [9]. The overall reaction is:



This reaction requires the introduction of iron as a catalyst and requires a temperature range of 530 – 730 °C [67], which is substantially higher than the Sabatier process. Yet, similarly to the first chemical method, the Bosch reaction would also allow for a completely closed hydrogen and oxygen cycle within the biosphere. The by-product of this reaction is the production of carbon that could be used for manufacturing, but the production of elemental carbon tends to foul the catalyst’s surface, which is detrimental to the reaction’s efficiency.

4.3 Life support systems, virtual habitat models and HERITAGE

The ECLSS aboard the ISS is part of the more general class of life support system (LSS). The goal of any LSS is to create and manage a viable environment with sufficient breathable gases, water and

food, but also to maintain human-adapted temperature and pressure conditions. Another task of a LSS is to manage waste and recycle unnecessary material. The ECLSS is crucial for the survivability of the ISS crew and it is easy to foresee that a similar (yet at larger scale) situation would apply in the case of generation ships. LSS are well adapted for astronaut crews that are, on average, anthropometrically similar. In the case of the ECLSS, the human baseline values and assumptions are such: a typical crew member has a mass ranging from a 95th percentile American male, with a total body mass of 99 kg, to a 5th percentile Japanese female, with a total mass of 53 kg [68]. Despite the use of similar equations for the basal metabolic rate and water consumption than in this paper, the ECLSS assumptions about the crew body mass and metabolic rate are only valid for humans older than 19 years. The water/air consumption and wastes of the same standard crew member with a fixed respiratory quotient at a fixed ambient temperature are averaged, and the physical activity levels are planned over a standard workweek [69]. No children nor elder crew members are accounted for in the human model of the ECLSS. Those strong assumptions are perfectly valid for the ISS case, where only trained astronauts are likely to go, but the assumptions must be corrected in the case of an interstellar ark. Our HERITAGE code is certainly not as efficient as the ECLSS model in the case of a daily estimation of the human needs. Most of the biological functions included in the code are based on medical data that are year-dependent, not day-dependent. For this reason, HERITAGE is not likely to replace a LSS. However, our code has the dual benefit of being adapted to the yearly consumption of any type of population and it is a dynamical code that reacts to changes in temperature, cosmic ray radiation doses, population size variations, etc.

HERITAGE shares more comparative points with virtual habitat models. In particular, the V-HAB model developed by the Exploration Group in Munich [70, 71, 72] includes a dynamic representation of the crew to be integrated in any LSS. The human model includes a much more sophisticated representation of the human body (lungs, heart, kidneys, fluids ...) and very precise estimations of the water, food

and breathable gases intake can be achieved. The V-HAB model works very well when compared to ISS data and can be used to prepare a Mars colony with reliable numbers. Nevertheless, the human model in V-HAB remains static, in the sense that only standardized, active, male adults can be modelled [72]. HERITAGE accounts for gender, age, size, weight and genetic diversity. This makes HERITAGE a valuable and complementary tool to LSS and virtual habitat models to obtain precise (at a year timescale) quantitative values of the human needs in terms of food, water and breathable gases, accounting for a dynamical population that is truly representative of an off-world colony.

5 Conclusions

We have developed the HERITAGE code to include water and oxygen consumption aboard multi-generational interstellar spaceship. The code now estimates the annual requirements in terms of water and oxygen volumes that a heterogeneous population would need to live comfortably, accounting for various physical activity levels, body shapes and ambient dry air temperatures. The results of a simulation where about 1 100 crew members are numerically investigated shows that about 1.8×10^8 liters of oxygen are annually required to keep the crew alive, together with $\sim 10^6$ liters of water. Those results do not account for oxygen and water used in growing plants, but they give us an insight of how much resources are needed in the spaceship. This, in turns, help us to determine the architectural constraints of such an enterprise.

In order to narrow down the possibilities to restore the levels of breathable gases and water, we undertook a concise review of the methods for recycling and producing air and water in space. The most convincing methods rely on photosynthesis aboard the spaceship and chemical reactions to maintain a closed loop for water and air. Humans (and animals and insects) would inhale air and exhale carbon dioxide. This carbon dioxide will in turn be partially recycled by the plants from the biosphere, and partially used to feed the Sabatier and Bosch chemical reactors to

produce water. Water will be used to hydrate humans and water the plants. The by-products of the chemical reactors could be then used as engine fuel or raw material for industries. This first order scheme is of course too simplistic as such, but it gives us a direction of study to really get a stable biosphere.

Acknowledgment

The authors would like to thank the anonymous referee for her/his suggestions that help to improve the clarity of this paper. The authors also acknowledge Dr. Rhys Taylor (Astronomical Institute of the Czech Republic) and Dr. Katharina Lutz (Astronomical Observatory of Strasbourg) for their relevant suggestions and corrections to the original manuscript.

References

- [1] F. Reynaud, *Le 21eme voyage du "clairon et reine"*, *brick marseillais* (1833), *Provence historique* 93-94 (1973) 445–462.
- [2] F. Reynaud, *L'alimentation des marins vers 1830*, *Provence historique* 101 (1975) 475–486.
- [3] J. Kokini, G. Ghai, C.-T. Ho, M. Karwe, F. Henrikson, *Food stability and shelf life* (1995) 29.
- [4] P. Subramaniam, D. Kilcast, *The Stability and Shelf-Life of Food*, *Woodhead Publishing Series in Food Science, Technology and Nutrition*, Elsevier Science (2000).
- [5] M. Nelson, T. Burgess, A. Alling, N. Alvarez-Romo, W. Dempster, R. Walford, J. Allen, *Using a closed ecological system to study earth's biosphere: initial results from biosphere 2*, *Bioscience* 43 (1993) 225–36.
- [6] M. Nelson, W. Dempster, *Living in space: Results from biosphere 2's initial closure, an early testbed for closed ecological systems on mars, Life support & biosphere science : international journal of earth space* 2 (1995) 81–102.

- [7] A. Alling, M. Van Thillo, W. Dempster, M. Nelson, S. Silverstone, J. Allen, Lessons learned from biosphere 2 and laboratory biosphere closed systems experiments for the mars on earth project, *Biological Sciences in Space* 19 (2005) 250–260.
- [8] M. Basner, D. F. Dinges, D. Mollicone, A. Ecker, C. W. Jones, E. C. Hyder, A. Di Antonio, I. Savelev, K. Kan, N. Goel, B. V. Morukov, J. P. Sutton, Mars 520-d mission simulation reveals protracted crew hypokinesia and alterations of sleep duration and timing, *Proceedings of the National Academy of Sciences* 110 (7) (2013) 2635–2640.
- [9] A. Meier, M. Shah, P. Hintze, A. Muscatello, Mars atmospheric conversion to methane and water: An engineering model of the sabatier reactor with characterization of ru/al₂o₃ for long duration use on mars, 47th International Conference on Environmental Systems (2017).
- [10] R. K. Obousy, A. C. Tziolas, K. F. Long, P. Galea, A. Crowl, I. A. Crawford, R. Swinney, A. Hein, R. Osborne, P. Reiss, Project Icarus: Progress Report on Technical Developments and Design Considerations, *Journal of the British Interplanetary Society* 64 (2011) 358–371.
- [11] M. R. Edwards, Sustainable Foods and Medicines Support Vitality, Sex and Longevity for a 100-Year Starship Expedition, *Journal of the British Interplanetary Society* 66 (2013) 125–132.
- [12] P. A. Gilster, Slow Boat to Centauri: A Millennial Journey Exploiting Resources Along the Way, *Journal of the British Interplanetary Society* 66 (2013) 302–311.
- [13] F. Marin, C. Beluffi, R. Taylor, L. Grau, Numerical constraints on the size of generation ships from total energy expenditure on board, annual food production and space farming techniques, *Journal of the British Interplanetary Society* 71 (2018) 382–393.
- [14] A. M. Hein, M. Pak, D. Putz, C. Buhler, P. Reiss, World ships - architectures & feasibility revisited, *Journal of the British Interplanetary Society* 65 (2012) 119–133.
- [15] E. Nygren, *Hypothetical Spacecraft and Interstellar Travel*, Lulu.com, 2015.
- [16] H. Jones, *Starship life support*, 2009.
- [17] C. Smith, *Principles of Space Anthropology: Establishing a Science of Human Space Settlement, Space and Society*, Springer International Publishing, 2019.
- [18] R. Mason, *Celss scenario analysis: Breakeven calculations* (1980).
- [19] M. Musilova, H. Rogers, B. Foing, N. Sirikan, A. Weert, S. Mulder, B. Pothier, J. Burstein, EMM IMA HI-SEAS campaign February 2019, in: *EPSC-DPS Joint Meeting* (2019).
- [20] M. Hamilton, *Population Genetics*, Wiley (2009).
- [21] A. Shukla, *Population Genetics, Encyclopaedia of genetics*, Discovery Publishing House Pvt. Limited (2009).
- [22] F. Marin, HERITAGE: A Monte Carlo code to evaluate the viability of interstellar travels using a multi-generational crew, *Journal of the British Interplanetary Society* 70 (2017) 184–195.
- [23] F. Marin, C. Beluffi, Computing the Minimal Crew for a multi-generational space journey towards Proxima b, *Journal of the British Interplanetary Society* 71 (2018) 45–52.
- [24] M. Kleiber, Body size and metabolic rate, *Physiological Reviews* 27 (4) (1947) 511–541.
- [25] A. Guyton, *Textbook of medical physiology*, Saunders (1986).
- [26] M. Kleiber, et al., Body size and metabolism, *Hilgardia* 6 (11) (1932) 315–353.
- [27] S. Brody, *Bioenergetics and growth*, Reinhold Publishing Corp., New York (1945).

- [28] C. Cox, C. Allen, *Allen's Astrophysical Quantities*, Springer Nature Book Archives Millennium, Springer (2000).
- [29] D. Thomas, T. Cote, L. Lawhorne, S. Levenson, L. Rubenstein, D. Smith, R. Stefanacci, E. Tangalos, J. Morley, Understanding clinical dehydration and its treatment, *Journal of the American Medical Directors Association* 9 (2008) 292–301.
- [30] A. C. Grandjean, K. J. Reimers, M. E. Buyckx, Hydration: Issues for the 21st century, *Nutrition Reviews* 61 (8) (2003) 261–271.
- [31] P. Water, S. Intakes, Dietary reference intakes for water, potassium, sodium, chloride, and sulfate, National Academies Press (2005).
- [32] S. Tannenbaum, An investigation into equations for estimating water requirements and the development of new equations for predicting total water intake, PhD thesis, Florida International University (2011).
- [33] D. S. Moran, Y. Shapiro, Y. Epstein, R. Burstein, L. A. Stroschein, K. B. Pandolf, Validation and adjustment of the mathematical prediction model for human rectal temperature responses to outdoor environmental conditions., *Ergonomics* 38 5 (1995) 1011–8.
- [34] Y. Shapiro, D. Moran, Y. Epstein, L. Stroschein, K. B. Pandolf, Validation and adjustment of the mathematical prediction model for human sweat rate responses to outdoor environmental conditions, *Ergonomics* 38 (5) (1995) 981–986.
- [35] W. Kellogg, *Climate Change And Society: Consequences Of Increasing Atmospheric Carbon Dioxide*, Westview Press (2019).
- [36] N. Seltenrich, Between extremes: Health effects of heat and cold, *Environmental health perspectives* 123 (2015) A275–A279.
- [37] A. Coccarelli, E. Boileau, D. Parthimos, P. Nithiarasu, Modeling accidental hypothermia effects on a human body under different pathophysiological conditions, *Medical & Biological Engineering & Computing* (2017) 55.
- [38] T. Hollingsworth, *Historical demography, The Sources of history*, Cornell University Press (1969).
- [39] G. Kohn, *Encyclopedia of Plague and Pestilence: From Ancient Times to the Present*, Facts on File Library of World History, Facts On File Incorporated (2007).
- [40] J. Lequeux, E. Falgarone, C. Ryter, *The Interstellar Medium*, Astronomy and Astrophysics Library, Springer Berlin Heidelberg (2004).
- [41] Y. Zhang, S. Mei, Y. Li, Q. Bi, Z. Yang, Y. Wang, X. Chen, X. Li, Study on bacterial diversities in stored water under different storage environments, *IOP Conference Series: Earth and Environmental Science* 267 (2019) 062001.
- [42] S. Duchesne, C. Tressler, Environmental control and life support integration strategy for 6 crew operations, 40th International Conference on Environmental Systems (2010).
- [43] V. Proshkin, E. Kurmazenko, Russian oxygen generation system "elektron-vm": hydrogen content in electrolytically produced oxygen for breathing by international space station crews, *Aerospace and environmental medicine* 48 (2014) 65–8.
- [44] B. Shkedi, D. Thompson, Iss eclss: 3 years of logistics for maintenance, SAE International (2004).
- [45] R. Bagdigian, D. Cloud, Status of the international space station regenerative eclss water recovery and oxygen generation systems, SAE International (2005).
- [46] NASA, W. Hale, H. Lane, J. Young, R. Crippen, G. Chapline, K. Lulla, *Wings in Orbit: Scientific and Engineering Legacies of the Space Shuttle, 1971-2010*, NASA SP, U.S. Government Printing Office (2011).

- [47] S. Chan, X. Chen, K. Khor, An electrolyte model for ceramic oxygen generator and solid oxide fuel cell, *Journal of Power Sources* 111 (2002) 320328.
- [48] G. Podgorodetskii, Y. Yusfin, A. Sazhin, V. Gorbunov, L. Polulyakh, Production of generator gas from solid fuels, *Steel in Translation* 45 (2015) 395–402.
- [49] L. Chen, L. Kong, J. Bao, M. Combs, H. Nikolic, Z. Fan, K. Liu, Experimental evaluations of solid-fueled pressurized chemical looping combustion the effects of pressure, solid fuel and iron-based oxygen carriers, *Applied Energy* 195 (2017) 1012–1022.
- [50] J.-g. Liu, L.-z. Jin, N. Gao, S.-n. Ou, S. Wang, W.-x. Wang, A review on chemical oxygen supply technology within confined spaces: Challenges, strategies, and opportunities toward chemical oxygen generators (cogs), *International Journal of Minerals, Metallurgy, and Materials* 26 (2019) 925–937.
- [51] K. Bockstahler, J. Lucas, J. Witt, Design status of the advanced closed loop system acs for accommodation on the iss, 43rd International Conference on Environmental Systems (2013).
- [52] D. Pütz, C. Olthoff, M. Ewert, M. Anderson, Assessment of the impacts of acs on the iss life support system using dynamic simulations in v-hab, 46th International Conference on Environmental Systems (2016).
- [53] R. Binot, C. Tamponnet, C. Lasseur, Biological life support for manned missions by esa, *Advances in Space Research* 14 (11) (1994) 71 – 74.
- [54] J. Gros, L. Poughon, C. Lasseur, A. Tikhomirov, Recycling efficiencies of c, h, o, n, s, and p elements in a biological life support system based on microorganisms and higher plants, *Advances in space research : the official journal of the Committee on Space Research (COSPAR)* 31 (2003) 195–9.
- [55] A. Tikhomirov, S. Ushakova, N. Manukovsky, G. Lisovsky, Y. Kudenko, V. Kovalev, I. Gribovskaya, L. Tirranen, I. Zolotukhin, J. Gros, C. Lasseur, Synthesis of biomass and utilization of plants wastes in a physical model of biological life-support system, *Acta astronautica* 53 (2003) 249–57.
- [56] A. Jones, China grew two leaves on the moon: The chang’e-4 spacecraft also carried potato seeds and fruit-fly eggs to the lunar far side - [news], *IEEE Spectrum* 56 (2019) 9–10.
- [57] J. Petersen, A. Haberstock, T. Siccama, K. Vogt, D. Vogt, B. Tusting, The making of biosphere 2, *Ecological Restoration* 10 (1992) 158–168.
- [58] P. Vernazza, P. Beck, Composition of solar system small bodies, Cambridge University Press (2016).
- [59] R. S. Park, A. S. Konopliv, B. G. Bills, N. Rambaux, J. C. Castillo-Rogez, C. A. Raymond, A. T. Vaughan, A. I. Ermakov, M. T. Zuber, R. R. Fu, M. J. Toplis, C. T. Russell, A. Nathues, F. Preusker, A partially differentiated interior for (1) Ceres deduced from its gravity field and shape, *Nature* 537 (7621) (2016) 515–517.
- [60] T. Platz, A. Nathues, N. Schorghofer, F. Preusker, E. Mazarico, S. E. Schröder, S. Byrne, T. Kneissl, N. Schmedemann, J. P. Combe, M. Schäfer, G. S. Thangjam, M. Hoffmann, P. Gutierrez-Marques, M. E. Landis, W. Dietrich, J. Ripken, K. D. Matz, C. T. Russell, Surface water-ice deposits in the northern shadowed regions of Ceres, *Nature Astronomy* 1 (2016) 0007.
- [61] T. H. Prettyman, N. Yamashita, M. J. Toplis, H. Y. McSween, N. Schörghofer, S. Marchi, W. C. Feldman, J. Castillo-Rogez, O. Forni, D. J. Lawrence, E. Ammannito, B. L. Ehlmann, H. G. Sizemore, S. P. Joy, C. A. Polanskey, M. D. Rayman, C. A. Raymond, C. T. Russell, Extensive water ice within Ceres’ aqueously altered regolith: Evidence from nuclear spectroscopy, *Science* 355 (6320) (2017) 55–59.

- [62] J. A. Correa-Otto, M. F. Calandra, Stability in the most external region of the Oort Cloud: evolution of the ejected comets, *Monthly Notices of the Royal Astronomical Society* 490 (2) (2019) 2495–2506.
- [63] T. Engelhardt, R. Jedicke, P. Vereš, A. Fitzsimmons, L. Denneau, E. Beshore, B. Meinke, An Observational Upper Limit on the Interstellar Number Density of Asteroids and Comets, *The Astronomical Journal* 153 (3) (2017) 133.
- [64] E. M. Zdankiewicz, D. F. Price, Phase change water processing for space station, *SAE Transactions* 94 (1985) 286–295.
- [65] S. Rönsch, J. Schneider, S. Matthischke, M. Schlter, M. Götz, J. Lefebvre, P. Prabhakaran, S. Bajohr, Review on methanation from fundamentals to current projects, *Fuel* 166 (2016) 276 – 296.
- [66] Y. Luo, X.-Y. Wu, S. Yixiang, A. Ghoniem, N. Cai, Exergy efficiency analysis of a power-to-methane system coupling water electrolysis and sabatier reaction, *ECS Transactions* 78 (2017) 2965–2973.
- [67] E. Messerschmid, T. Freyer, R. Bertrand, *Space Stations: Systems and Utilization*, Springer Berlin Heidelberg (2013).
- [68] M. S. Anderson, M. K. Ewert, J. F. Keener, S. A. Wagner, Life support baseline values and assumptions document, National Aeronautics and Space Administration Technical Report JSC-CN-32628 (2012).
- [69] L. Langston, Generic groundrules, requirements, and constraints part 1: Strategic and tactical planning, National Aeronautics and Space Administration, International Space Station Program SPP 50261-01 (2012).
- [70] M. Czupalla, T. Dirlich, S. I. Bartsev, An approach to lss optimization based on equivalent system mass, system stability and mission success, Tech. rep., SAE Technical Paper (2007).
- [71] P. Plötner, M. Czupalla, A. Zhukov, Closed environment module modularization and extension of the virtual habitat, *Advances in Space Research* 52 (12) (2013) 2180 – 2191.
- [72] M. Czupalla, A. Zhukov, J. Schnaitmann, C. Olthoff, M. Deiml, P. Plötner, U. Walter, The virtual habitat a tool for dynamic life support system simulations, *Advances in Space Research* 55 (11) (2015) 2683 – 2707.