

Lifted samplers for partially ordered discrete state-spaces

Philippe Gagnon ¹, Florian Maire ¹

March 13, 2020

¹Department of Mathematics and Statistics, Université de Montréal.

Abstract

A technique called *lifting* is employed in practice for avoiding that the Markov chains simulated for sampling backtrack too often. It consists in *lifting* the state-space to include direction variables for *guiding* these chains. Its implementation is direct when the probability mass function targeted is defined on a totally ordered set, such as that of a univariate random variable taking values on the integers. In this paper, we adapt this technique to the situation where only a partial order can be established and explore its benefits. Important applications include simulation of systems formed from binary variables, such as those described by the Ising model, and variable selection when the marginal model probabilities can be evaluated, up to a normalising constant. To accommodate for the situation where one does not have access to these marginal model probabilities, a lifted trans-dimensional sampler for partially ordered model spaces is introduced. We show through theoretical analyses and empirical experiments that the lifted samplers outperform their non-lifted counterparts in some situations, and this at no extra computational cost. The code to reproduce all experiments is available online.¹

Keywords: Bayesian statistics; binary random variables; Ising model; Markov chain Monte Carlo methods; Peskun-Tierney ordering; trans-dimensional samplers; variable selection.

1 Introduction

1.1 Partially ordered state-spaces

A partially ordered set \mathcal{X} is such that there exists a reflexive, antisymmetric, and transitive binary relation defined through a set \mathcal{R} in which it is possible to establish that $\mathbf{x} \leq \mathbf{y}$ and $\mathbf{y} \geq \mathbf{x}$ as a consequence of $(\mathbf{x}, \mathbf{y}) \in \mathcal{R}$ for $\mathbf{x}, \mathbf{y} \in \mathcal{X}$. In such a set, pairs are *comparable* when either $\mathbf{x} < \mathbf{y}$ or $\mathbf{y} < \mathbf{x}$, and are *incomparable* when neither $\mathbf{x} < \mathbf{y}$ nor $\mathbf{y} < \mathbf{x}$. This represents the difference with totally ordered sets such as \mathbb{R} or \mathbb{N} for which every pair of different elements is comparable. We refer the reader to [Trotter \(1992\)](#) for more details on partially ordered sets.

An important example of such sets is when any $\mathbf{x} \in \mathcal{X}$ can be written as a vector $\mathbf{x} := (x_1, \dots, x_n)$ for which each component x_i can be of two types, say Type A or Type B, denoted by $x_i \in \{A, B\}$. In this case, \mathcal{R} can be set to

$$\mathcal{R} := \{(\mathbf{x}, \mathbf{y}) \in \mathcal{X} \times \mathcal{X} : n_A(\mathbf{x}) \leq n_A(\mathbf{y})\},$$

¹See the ArXiv page of this paper.

where $n_A(\mathbf{x})$ is the number of components of Type A in \mathbf{x} : $n_A(\mathbf{x}) = \sum_{i=1}^n \mathbb{1}_{x_i=A}$. The function $n_B(\mathbf{x})$ is defined analogously. Note that $n = n_A(\mathbf{x}) + n_B(\mathbf{x})$ for all \mathbf{x} and that the order can be symmetrically established by instead considering $n_B(\mathbf{x})$ and $n_B(\mathbf{y})$.

Two main statistical problems fit within this framework: simulation of binary random variables such as graphs or networks and variable selection. Indeed, for the former, \mathcal{X} can be parameterized such that $\mathcal{X} = \{-1, +1\}^n$, where for example for an Ising model, $x_i \in \{-1, +1\}$ represents the state of a spin, or, for networks, $\mathcal{X} = \mathcal{M}_n(\{0, 1\})$ where $x_{i,j} \in \{0, 1\}$ indicates whether nodes i and j are connected or not. For variable selection, $\mathcal{X} = \{0, 1\}^n$ and $x_i \in \{0, 1\}$ indicates whether or not the i th covariate is included in the model characterised by the vector $\mathbf{x} \in \mathcal{X}$.

1.2 Sampling on partially ordered state-spaces

Let π be a probability distribution defined on a measurable space $(\mathcal{X}, \mathbf{X})$ where \mathcal{X} is a partially ordered set and \mathbf{X} a sigma algebra on \mathcal{X} and consider the problem of sampling from π . We assume that it is not possible to generate independent draws from π . Given the complex dependency structure of modern statistical models such as graphical models and the intractable nature of some distributions that arise, for instance, in Bayesian statistics, this is a realistic assumption. We turn to Markov chains based sampling methods which typically rely on an ergodic stochastic process $\{\mathbf{X}(m) : m \in \mathbb{N}\}$ whose limiting distribution is π . A typical Markov chain based sampler, such as the Glauber dynamics for graphical models or the tie-no-tie sampler for network models, selects uniformly at random one of the coordinates of \mathbf{x} , say x_i , and proposes to flip its value from B to A (if $x_i = A$), and accept or reject this move according to a prescribed probability that guarantees that the Markov chain limiting distribution is π . Such moves are often rejected when the mass concentrates on a manifold of the ambient space. [Zanella \(2019\)](#) recently proposed a *locally informed* generic approach for which the probability to select the i th coordinate depends on the relative mass of the resulting proposal, i.e. $\pi(\mathbf{y})/\pi(\mathbf{x})$, aiming at proposing less *naive* moves. Yet, the sampler is of reversible Metropolis–Hastings (MH, ([Metropolis et al., 1953](#); [Hastings, 1970](#))) type, implying that the chain may often go back to recently visited states. When this is the case, the state-space is explored through a random walk, a process exhibiting a diffusive behaviour.

The lifting technique, which can be traced back to [Gustafson \(1998\)](#) and even to [Horowitz \(1991\)](#), aim at producing Markov chains which do not suffer from such a behaviour. This is achieved by introducing a momentum variable $\nu \in \{-1, +1\}$ which provides the process $\{\mathbf{X}(m) : m \in \mathbb{N}\}$ with some memory of its past in order to avoid backtracking. To remain Markovian, the process is thus enlarged to $\{(\mathbf{X}, \nu)(m) : m \in \mathbb{N}\}$ and the momentum variable is flipped at random times according to a prescribed dynamic which guarantees that, marginally, the process $\{\mathbf{X}(m) : m \in \mathbb{N}\}$ retains its limiting distribution. Lifted Markov chains have been quantitatively studied in [Chen et al. \(1999\)](#) and [Diaconis et al. \(2000\)](#) and have been shown to reduce, sometimes dramatically, the mixing time of random walks on groups. Over the past few years, there has been a renewed interest for lifted techniques in the computational statistics community: in addition to speeding-up the mixing time of random walk Markov chains they are also suspected to reduce asymptotic variances of empirical averages of observables of interests, see [Andrieu and Livingstone \(2019\)](#) for some precise results. We also refer to [Gagnon and Doucet \(2019\)](#), [Syed et al. \(2019\)](#) and [Neal \(2020\)](#) for examples where popular Markov chain Monte Carlo (MCMC) algorithms such as reversible jump ([Green, 1995](#)), parallel tempering ([Geyer, 1991](#)) and slice sampling ([Neal, 2003](#)) have seen their performance improved in some situations by considering their lifted version. Remarkably, those *lifted* samplers are implemented at no additional computational cost over their non-lifted counterparts, and also with no additional implementation difficulty.

All these successful applications of the lifting technique have been carried out in contexts where \mathcal{X} is one-dimensional (Gustafson, 1998) or exhibits a one-dimensional parameter which plays a central role in the sampling scheme: the annealing parameter in Syed *et al.* (2019), the model indicator reflecting the size/complexity of the nested models in Gagnon and Doucet (2019), and the height of the level-lines $\{\pi(\mathbf{X}(m)) : m \in \mathbb{N}\}$ in Neal (2020). When such a one-dimensional feature does not exist, there does not exist a straightforward way of lifting the state-space without facing issues of reducibility or obtaining inefficient samplers. A possibility, deemed as naive in Gustafson (1998), is to lift each marginal component of the state-space and update them one at the time. When the state-space is uncountable, it is possible to construct a persistent walk by introducing bounces at random event times which change the direction of propagation (see Vanetti *et al.* (2017)). However, when the state-space is countable and partially ordered, such an approach is infeasible.

The objective of this paper is to present and analyse generic methods based on the lifting technique to sample from a given probability mass function (PMF) with a partially ordered countable support. In particular, we break free from the requirement of having a one-dimensional parameter by exploiting the local one-dimensional neighborhood structure induced by the partial order on \mathcal{X} : the neighbourhood of \mathbf{x} , denoted by $\mathcal{N}(\mathbf{x})$, is separated into two parts where one comprises states with $\mathbf{y} > \mathbf{x}$, denoted by $\mathcal{N}_{+1}(\mathbf{x})$, and the other one comprises states with $\mathbf{y} < \mathbf{x}$, denoted by $\mathcal{N}_{-1}(\mathbf{x})$ (considering that $\mathcal{N}(\mathbf{x})$ is only composed of states that can be compared with \mathbf{x}). Looking for instance at the variable selection example, the partial order is defined by mean of the model sizes, or in other words, the number of covariates included in the models. If the momentum is $\nu = +1$, the chain is forced to attempt visiting models with more variables until a move is rejected, then ν is flipped to $\nu = -1$. As a consequence, the momentum variable remains one-dimensional while the Markov chain is often irreducible and efficiently explore the state-space. An illustration showing the benefit of this approach is provided at Figure 1. Again, we stress that the typical *lifted* sampler is implemented at no additional computational cost over its non-lifted counterpart, and also with no additional implementation difficulty.

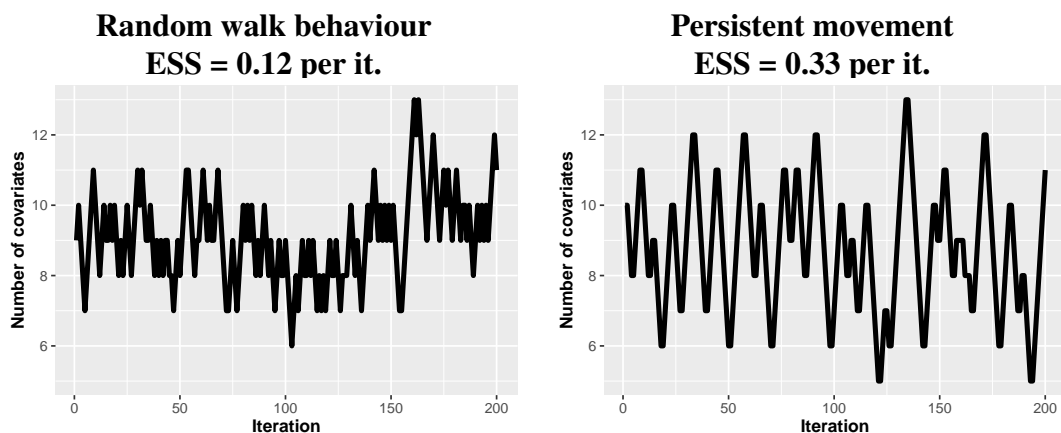


Figure 1. Trace plots for the statistic of number of covariates included in the model for a MH sampler with a locally informed proposal distribution (discussed in more details in Section 3.2) and its lifted counterpart, when applied to solve a real variable selection problem (presented in Section 4.2); ESS stands for effective sample size

1.3 Overview of our contributions

In this paper, we focus on the simulation of two-dimensional Ising models and variable selection problems, without restricting ourselves to these examples of applications when we present the samplers and

analyse them. For these examples, a generic sampler that we study corresponds to the discrete-time version of a specific sampler independently developed in [Power and Goldman \(2019\)](#), a paper in which the focus is rather on exploiting any structure of \mathcal{X} identified by users. The structure identified here is, in a sense, that \mathcal{X} exhibits a partial order. We consequently do not claim originality for the samplers that will be presented. Our contributions are the following:

- statement of the sampling problem within the specific framework of partially ordered discrete state-spaces (so that it becomes straightforward to implement a sampler using the lifting technique in this framework);
- identification of situations in which the lifted samplers are expected to outperform their non-lifted counterparts, based on theoretical analyses and numerical experiments;
- introduction of a trans-dimensional lifted sampler useful, among others, for variable selection when it is not possible to integrate out the parameters.

1.4 Organisation of the paper

The generic algorithm is first presented in [Section 2](#). We next analyse in [Section 3](#) two important versions with uniform proposal distributions and locally informed ones, allowing to establish that they can outperform their non-lifted counterparts under some assumptions. In [Section 4](#), we show the difference in empirical performance for a Ising model ([Section 4.1](#)) and real variable selection problem ([Section 4.2](#)). In [Section 5](#), we consider that \mathcal{X} is a model space and propose a lifted trans-dimensional sampler allowing to simultaneously achieve model selection and parameter estimation. The paper finishes in [Section 6](#) with retrospective comments and possible directions for future research.

2 Generic algorithm

The sampler that we present is a MCMC algorithm that generates proposals belonging to a subset of $\mathcal{N}(\mathbf{x})$ chosen according to a “direction” $\nu \in \{-1, +1\}$, when the current state is $\mathbf{x} \in \mathcal{X}$. In particular, the proposals belong to $\mathcal{N}_{+1}(\mathbf{x}) := \{\mathbf{y} \in \mathcal{N}(\mathbf{x}) : \mathbf{y} > \mathbf{x}\} \subseteq \mathcal{N}(\mathbf{x})$ when $\nu = +1$ or $\mathcal{N}_{-1}(\mathbf{x}) := \{\mathbf{y} \in \mathcal{N}(\mathbf{x}) : \mathbf{y} < \mathbf{x}\} \subseteq \mathcal{N}(\mathbf{x})$ when $\nu = -1$, where $\mathcal{N}_{-1}(\mathbf{x})$ and $\mathcal{N}_{+1}(\mathbf{x})$ thus denote two subsets of $\mathcal{N}(\mathbf{x})$ such that $\mathcal{N}_{-1}(\mathbf{x}) \cup \mathcal{N}_{+1}(\mathbf{x}) = \mathcal{N}(\mathbf{x})$. More formally, assuming that the Markov chain state is $\mathbf{x} \in \mathcal{X}$, the proposal distribution $q_{\mathbf{x},\nu}$ has its support restricted to $\mathcal{N}_{\nu}(\mathbf{x})$. There exist natural candidates for such distributions, as will be explained in the following. This makes the implementation of the proposed sampler *almost* straightforward; once the neighbourhood structure has been specified. In our framework, the partial ordering induces a *natural* neighbourhood structure.

The sampler is based on the well known technique of lifting: the state-space \mathcal{X} is *lifted* to an extended state-space $\mathcal{X} \times \{-1, +1\}$ such that the marginal and the conditional distributions of the direction variable ν is the uniform distribution on $\{-1, +1\}$. The algorithm, which bares a strong resemblance with the guided walk ([Gustafson, 1998](#)), is now presented in [Algorithm 1](#).

If \mathcal{X} is finite, there exists a boundary, in the sense that there may be no mass beyond a state \mathbf{x} when the direction followed is ν . For instance in variable selection, the posterior probability of a model with more covariates than the maximum number is zero. [Algorithm 1](#) may thus seem incomplete, in the sense that it is not explicitly specified what to do on the boundary. We in fact consider that $q_{\mathbf{x},\nu}$ is defined even on the boundary, and that it is defined to generate a point outside of \mathcal{X} . This point will be automatically rejected (because its mass is 0) and the chain will remain at \mathbf{x} and the direction will be

Algorithm 1 A lifted sampler for partially ordered discrete state-spaces

1. Generate $\mathbf{y} \sim q_{\mathbf{x},\nu}$ and $u \sim [0, 1]$.
2. If

$$u \leq \alpha_\nu(\mathbf{x}, \mathbf{y}) := 1 \wedge \frac{\pi(\mathbf{y}) q_{\mathbf{y},-\nu}(\mathbf{x})}{\pi(\mathbf{x}) q_{\mathbf{x},\nu}(\mathbf{y})}, \quad (1)$$

set the next state of the chain to (\mathbf{y}, ν) . Otherwise, set it to $(\mathbf{x}, -\nu)$.

3. Go to Step 1.
-

reversed. Note that this is a technical requirement. In practice, one can simply skip Step 1 in this case and set the next state to $(\mathbf{x}, -\nu)$.

It is possible to establish the correctness of the algorithm through that of a more general version based on the lifted algorithm presented in [Andrieu and Livingstone \(2019\)](#). Before presenting this more general version which has interesting features, we introduce necessary notation. Let $\rho_\nu : \mathcal{X} \rightarrow [0, 1]$, for $\nu \in \{-1, +1\}$, be a user-defined function for which we require that:

$$0 \leq \rho_\nu(\mathbf{x}) \leq 1 - T_\nu(\mathbf{x}, \mathcal{X}), \quad (2)$$

$$\rho_\nu(\mathbf{x}) - \rho_{-\nu}(\mathbf{x}) = T_{-\nu}(\mathbf{x}, \mathcal{X}) - T_\nu(\mathbf{x}, \mathcal{X}), \quad (3)$$

where we have set, for all $(\mathbf{x}, \nu) \in \mathcal{X} \times \{-1, +1\}$,

$$T_\nu(\mathbf{x}, \mathcal{X}) := \sum_{\mathbf{x}' \in \mathcal{X}} q_{\mathbf{x},\nu}(\mathbf{x}') \alpha_\nu(\mathbf{x}, \mathbf{x}') = \sum_{\mathbf{x}' \in \mathcal{N}_\nu(\mathbf{x})} q_{\mathbf{x},\nu}(\mathbf{x}') \alpha_\nu(\mathbf{x}, \mathbf{x}'). \quad (4)$$

These conditions make the algorithm valid and are thus considered satisfied in the sequel. Finally, let $Q_{\mathbf{x},\nu}$ be a PMF such that $Q_{\mathbf{x},\nu}(\mathbf{x}') \propto q_{\mathbf{x},\nu}(\mathbf{x}') \alpha_\nu(\mathbf{x}, \mathbf{x}')$. The more general algorithm is now presented in [Algorithm 2](#).

Algorithm 2 A more general lifted sampler for partially ordered discrete state-spaces

1. Generate $u \sim \mathcal{U}[0, 1]$.
 - (i) If $u \leq T_\nu(\mathbf{x}, \mathcal{X})$, generate $\mathbf{y} \sim Q_{\mathbf{x},\nu}$ and set the next state of the chain to (\mathbf{y}, ν) ;
 - (ii) if $T_\nu(\mathbf{x}, \mathcal{X}) < u \leq T_\nu(\mathbf{x}, \mathcal{X}) + \rho_\nu(\mathbf{x})$, set the next state of the chain to $(\mathbf{x}, -\nu)$;
 - (iii) if $u > T_\nu(\mathbf{x}, \mathcal{X}) + \rho_\nu(\mathbf{x})$, set the next state of the chain to (\mathbf{x}, ν) .
 2. Go to Step 1.
-

Proposition 1. *The transition kernel of the Markov chain $\{(\mathbf{X}, \nu)(m) : m \in \mathbb{N}\}$ simulated by [Algorithm 2](#) admits $\pi \otimes \mathcal{U}\{-1, 1\}$ as invariant distribution.*

Proof. See [Section 7](#). ■

It is interesting to notice that $T_\nu(\mathbf{x}, \mathcal{X})$ represents the probability to accept a proposal when the current state is (\mathbf{x}, ν) . In [Algorithm 2](#), we thus first decide if we accept a proposal or not, and if it is the case, in Step 1.(i), we randomly select the value of the proposal (using the conditional distribution). It can be readily checked that choices for ρ_ν include $\rho_\nu(\mathbf{x}) = 1 - T_\nu(\mathbf{x}, \mathcal{X})$ and $\rho_\nu(\mathbf{x}) = \max\{0, T_{-\nu}(\mathbf{x}, \mathcal{X}) - T_\nu(\mathbf{x}, \mathcal{X})\}$.

If $\rho_\nu(\mathbf{x}) = 1 - T_\nu(\mathbf{x}, \mathcal{X})$, the condition for Case (iii) of Step 1 is never satisfied, and the algorithm either accepts the proposal and keeps the same direction, or the proposal is rejected and the direction is reversed. In this case, one can show that [Algorithm 2](#) corresponds to [Algorithm 1](#), which is what allows ensuring the correctness of [Algorithm 1](#) as well. Setting $\rho_\nu(\mathbf{x})$ otherwise than $\rho_\nu(\mathbf{x}) = 1 - T_\nu(\mathbf{x}, \mathcal{X})$ allows in Case (iii) of Step 1 to keep following the same direction, even when the proposal is rejected. Intuitively, this is desirable when the rejection is due to “bad luck”, and not because there is no mass in the direction followed. The function $\rho_\nu(\mathbf{x})$ aims at incorporating this possibility in the sampler.

In the typical MCMC framework, when one wants to sample from a probability density function, it is not possible to directly compute $T_\nu(\mathbf{x}, \mathcal{X})$ as it requires computing an integral with respect to this density function. In such a case, it is therefore usually not possible to set $\rho_\nu(\mathbf{x})$ otherwise than $1 - T_\nu(\mathbf{x}, \mathcal{X})$. This contrasts with our discrete state-space framework in which it is often possible to directly compute $T_\nu(\mathbf{x}, \mathcal{X})$. A corollary of Theorem 3.15 in [Andrieu and Livingstone \(2019\)](#) states that the best choice of function ρ_ν in terms of asymptotic variance is

$$\rho_\nu^*(\mathbf{x}) := \max(0, T_{-\nu}(\mathbf{x}, \mathcal{X}) - T_\nu(\mathbf{x}, \mathcal{X})), \quad (5)$$

and that the worst choice is $\rho_\nu^w(\mathbf{x}) := 1 - T_\nu(\mathbf{x}, \mathcal{X})$.

Corollary 1. *If \mathcal{X} is finite, then for any function ρ_ν and $f \in \mathcal{L}_2^*(\bar{\pi}) := \{f : \int d\bar{\pi} f^2 < \infty \text{ and } f(\mathbf{x}, -1) = f(\mathbf{x}, +1) \text{ for all } \mathbf{x}\}$,*

$$\text{var}(f, P_{\rho^*}) \leq \text{var}(f, P_\rho) \leq \text{var}(f, P_{\rho^w}),$$

where $\bar{\pi} := \pi \otimes \mathcal{U}\{-1, +1\}$, $\text{var}(f, P_\rho) := \mathbb{V}ar f(\mathbf{X}, \nu) + 2 \sum_{k>0} \langle f, P_\rho^k f \rangle$ and P_ρ is the transition kernel simulated by [Algorithm 2](#), $\langle f, P_\rho^k f \rangle$ being the inner product, i.e. $\langle f, P_\rho^k f \rangle := \int d\bar{\pi} f P_\rho^k f$.

Proof. See [Section 7](#). ■

The price to pay for using ρ_ν^* instead of ρ_ν^w , for instance, is that the algorithm is more complicated to implement because it is required to systematically compute $T_\nu(\mathbf{x}, \mathcal{X})$ at each iteration (it is also sometimes required to compute $T_{-\nu}(\mathbf{x}, \mathcal{X})$). Using ρ_ν^* also comes with an additional computation cost (which is discussed in [Section 3.2](#)). In our numerical experiments, it is seen that the gain in efficiency of using [Algorithm 2](#) with ρ_ν^* over [Algorithm 1](#) is not significant. One may thus opt for simplicity and implement [Algorithm 1](#).

3 Analysis of specific samplers

In the previous section, we presented generic algorithms with conditions ensuring that they are valid. A necessary input to implement them is the proposal distribution $q_{\mathbf{x}, \nu}$ to be used. In this section, we explore two natural choices and analyse their asymptotic variances. We start in [Section 3.1](#) with the common situation where the proposal is picked uniformly at random. As mentioned in the introduction, this choice may lead to poor mixing. We thus go on in [Section 3.2](#) to a distribution incorporating information about the target. This section finishes with a brief discussion in [Section 3.3](#) on the computational costs associated to these choices in regular MH samplers and their lifted counterparts.

3.1 Uninformed uniform proposal

In the reversible MH sampler, it is common to set the proposal distribution, denoted by $q_{\mathbf{x}}$ for this algorithm, to $q_{\mathbf{x}} := \mathcal{U}\{\mathcal{N}(\mathbf{x})\}$. In our framework, the analogous proposal distribution is naturally defined as $q_{\mathbf{x},\nu} := \mathcal{U}\{\mathcal{N}_{\nu}(\mathbf{x})\}$. In this case, the acceptance probability (1) of a proposal becomes

$$\alpha_{\nu}(\mathbf{x}, \mathbf{y}) = 1 \wedge \frac{\pi(\mathbf{y}) |\mathcal{N}_{\nu}(\mathbf{x})|}{\pi(\mathbf{x}) |\mathcal{N}_{-\nu}(\mathbf{y})|}.$$

For ease of presentation of the analysis, consider again the important example described in [Section 1.1](#) where each component x_i of $\mathbf{x} = (x_1, \dots, x_n)$ can be of two types. We in this section highlight the dependency on n (the dimension) of the state-space and target because it will be relevant in our analysis. We thus write π_n for the target and \mathcal{X}_n for the state-space, where each state is of the form $\mathbf{x} := (x_1, \dots, x_n)$ with $x_i \in \{A, B\}$. For now on, consider for that $A = -1$ and $B = +1$, corresponding to the case of Ising model. We note that there is no loss of generality of considering this special case within the important example.

In a MH sampler, one sets $\mathcal{N}(\mathbf{x}) := \{\mathbf{y} \in \mathcal{X}_n : \sum_i |x_i - y_i| = 2\} = \{\mathbf{y} \in \mathcal{X}_n : \exists j \text{ such that } y_j = -x_j\}$, so that the algorithm proposes to flip a single bit at each iteration. It thus chooses uniformly at random which bit to flip. Therefore, the size of the neighbourhoods in this sampler is constant for any \mathbf{x} and is given by n . This implies that the acceptance probability in this sampler, denoted by $\alpha(\mathbf{x}, \mathbf{y})$, reduces to $\alpha(\mathbf{x}, \mathbf{y}) = 1 \wedge \pi(\mathbf{y})/\pi(\mathbf{x})$.

In the lifted case, the acceptance probability can be rewritten as

$$\alpha_{\nu}(\mathbf{x}, \mathbf{y}) = 1 \wedge \frac{\pi(\mathbf{y}) n_{-\nu}(\mathbf{x})}{\pi(\mathbf{x}) n_{\nu}(\mathbf{y})}. \quad (6)$$

Indeed, $\mathcal{N}_{\nu}(\mathbf{x}) := \{\mathbf{y} \in \mathcal{X}_n : \exists j \text{ such that } y_j = -x_j = \nu\}$, which implies that $|\mathcal{N}_{\nu}(\mathbf{x})| = n_{-\nu}(\mathbf{x})$ (with the analogous implication for $\mathcal{N}_{-\nu}(\mathbf{y})$). The acceptance probability α_{ν} thus depends on an additional term $n_{-\nu}(\mathbf{x})/n_{\nu}(\mathbf{y})$ compared to that in the MH sampler. This term may have a negative impact by decreasing the acceptance probability. This represents in fact the price to pay for using the lifted sampler [Algorithm 2](#) (including [Algorithm 1](#) as a special case): the reversible sampler is allowed to backtrack, which makes the sizes of the neighbourhoods constant, whereas it is the opposite for [Algorithm 2](#). The size of the neighbourhoods diminishes in the lifted sampler as the chain moves further in a direction (making the neighbourhoods in the reverse direction bigger and bigger).

The impact is alleviated when n is large and the mass of π_n concentrates in the interior of \mathcal{X}_n in an area where $|n_{-\nu}(\mathbf{x}) - n/2| \leq \kappa$, where κ is a positive integer. Indeed, $n_{\nu}(\mathbf{y}) = n_{\nu}(\mathbf{x}) + 1 = n - n_{-\nu}(\mathbf{x}) + 1$, which implies that $\alpha_{\nu}(\mathbf{x}, \mathbf{y}) \approx 1 \wedge \pi(\mathbf{y})/\pi(\mathbf{x}) = \alpha(\mathbf{x}, \mathbf{y})$. In fact, in an *ideal* situation where $|\mathcal{N}_{-1}(\mathbf{x})| = |\mathcal{N}_{+1}(\mathbf{x})| = |\mathcal{N}(\mathbf{x})|/2$ for all $\mathbf{x} \in \mathcal{X}_n$ (which is impossible for the important example with types A and B), a corollary of Theorem 3.17 in [Andrieu and Livingstone \(2019\)](#) establishes that [Algorithm 2](#) with any function ρ_{ν} dominates the MH algorithm in terms of asymptotic variances. In particular, [Algorithm 1](#) dominates the MH algorithm. Before presenting this corollary, we define the transition kernel simulated by [Algorithm 2](#) with $q_{\mathbf{x},\nu} := \mathcal{U}\{\mathcal{N}_{\nu}(\mathbf{x})\}$, $\mathbf{x} \in \mathcal{X}_n$, $\nu \in \{-1, +1\}$, as $P_{\rho,n}$ and that simulated by the MH sampler with $q_{\mathbf{x}} := \mathcal{U}\{\mathcal{N}(\mathbf{x})\}$, $\mathbf{x} \in \mathcal{X}_n$, as $P_{\text{MH},n}$.

Corollary 2. *If*

- (a) \mathcal{X}_n is finite,
- (b) $|\mathcal{N}_{-1}(\mathbf{x})| = |\mathcal{N}_{+1}(\mathbf{x})| = |\mathcal{N}(\mathbf{x})|/2 = n^*/2$ for all $\mathbf{x} \in \mathcal{X}_n$, where n^* is a positive integer that does not depend on \mathbf{x} (but that may depend on n),

then for any $f \in \mathcal{L}_2^*(\bar{\pi})$ and n ,

$$\text{var}(f, P_{\rho,n}) \leq \text{var}(f, P_{MH,n}).$$

Proof. See [Section 7](#). ■

In light of the above, one might expect the inequality to (approximately) hold (up to an error term) when the mass is highly concentrated on the points \mathbf{x} that are not too far from the *center* of the domain, where here the notion of centrality is defined in terms of the distance between $n_{-1}(\mathbf{x})$ or $n_{+1}(\mathbf{x})$ to $n/2$, suggesting that the lifted sampler outperforms the reversible MH algorithm in this situation. The rest of the section is dedicated to the introduction of conditions under which this statement is true.

The key argument in proving [Corollary 2](#) is to show that

$$q_{\mathbf{x}}(\mathbf{y}) \alpha(\mathbf{x}, \mathbf{y}) = (1/2) q_{\mathbf{x},+1}(\mathbf{y}) \alpha_{+1}(\mathbf{x}, \mathbf{y}) + (1/2) q_{\mathbf{x},-1}(\mathbf{y}) \alpha_{-1}(\mathbf{x}, \mathbf{y}), \quad (7)$$

for all \mathbf{x} and \mathbf{y} . Indeed, once this is done, [Theorem 3.17](#) in [Andrieu and Livingstone \(2019\)](#) can be directly applied, which yields the result. This in fact implies that once one has designed a lifted sampler, it is possible to identify its non-lifted counterpart through (7), and to establish that the latter is inferior. In particular, we can establish that the sampler that flips a coin at each iteration to next decide which PMF to use between $q_{\mathbf{x},+1}$ and $q_{\mathbf{x},-1}$ to generate a proposal \mathbf{y} that will be subject to approval using $\alpha_{+1}(\mathbf{x}, \mathbf{y})$ or $\alpha_{-1}(\mathbf{x}, \mathbf{y})$ is inferior. Denote by $P_{\text{rev},n}$ the Markov kernel simulated by this algorithm. Now, what we would *ideally* do is to show a Peskun-Tierney ordering ([Peskun, 1973](#); [Tierney, 1998](#)) between $P_{\text{rev},n}$ and $P_{MH,n}$ to establish the domination of the lifted sampler over the reversible MH algorithm. Such an ordering is difficult to obtain as one needs to show that for any pair (\mathbf{x}, \mathbf{y}) such that $\mathbf{x} \neq \mathbf{y}$, $P_{\text{rev},n}(\mathbf{x}, \mathbf{y}) \geq P_{MH,n}(\mathbf{x}, \mathbf{y})$.

A more general ordering is presented in [Zanella \(2019\)](#): if $P_{\text{rev},n}(\mathbf{x}, \mathbf{y}) \geq \omega P_{MH,n}(\mathbf{x}, \mathbf{y})$ for all $\mathbf{x} \neq \mathbf{y}$, then $\text{var}(f, P_{\text{rev},n}) \leq \text{var}(f, P_{MH,n})/\omega + ((1-\omega)/\omega)\text{Var}f(\mathbf{X})$, where ω is a positive constant. Note that f is a function of ν as well, but because of the restriction $f(\mathbf{x}, -1) = f(\mathbf{x}, +1)$, ν can be treated as a constant. We show in this section that if $P_{\text{rev},n}(\mathbf{x}, \mathbf{y}) \geq \omega P_{MH,n}(\mathbf{x}, \mathbf{y})$ with ω close to 1 for all $\mathbf{x} \neq \mathbf{y}$ belonging to a specific set having a high probability, then $\text{var}(f, P_{\text{rev},n}) \leq \text{var}(f, P_{MH,n}) + \text{small error term}$ (under regularity conditions).

We start by defining this set:

$$\mathcal{X}_{\varphi(n)} := \{\mathbf{x} \in \mathcal{X}_n : n/2 - \varphi(n) \leq n_{-1}(\mathbf{x}), n_{+1}(\mathbf{x}) \leq n/2 + \varphi(n)\}, \quad (8)$$

where φ is a function such that $0 \leq \varphi(n) < n/2$ and, for $\epsilon > 0$, there exists $N > 0$ such that for all $n \geq N$, we have that $\varphi(n)/n < \epsilon$. For $\mathbf{x} \neq \mathbf{y}$ belonging to $\mathcal{X}_{\varphi(n)}$, if we consider ω_n now a function of n , it is possible to establish that: for $\epsilon > 0$, there exists a $N > 0$ such that for all $n \geq N$, $P_{\text{rev},n}(\mathbf{x}, \mathbf{y}) \geq \omega_n P_{MH,n}(\mathbf{x}, \mathbf{y})$ with $1 - \omega_n < \epsilon$. The explicit form of ω_n is

$$\omega_n := \left(1 + \frac{\varphi(n)}{n/2}\right)^{-2} \left(1 - \frac{\varphi(n)}{n/2}\right). \quad (9)$$

One can imagine that if: the mass concentrates on $\mathcal{X}_{\varphi(n)}$, the chains do not often leave this set, and when they do they do not take too much time to come back, then the asymptotic variances should not be too different to those of chains with stationary distribution $\tilde{\pi}_{\mathcal{X}_{\varphi(n)}}$, which assigns null mass on $\mathcal{X}_{\varphi(n)}^c$ and is thus the normalised version of π_n on $\mathcal{X}_{\varphi(n)}$:

$$\tilde{\pi}_{\mathcal{X}_{\varphi(n)}}(\mathbf{x}) := \begin{cases} \pi_n(\mathbf{x}) / \sum_{\mathbf{x}' \in \mathcal{X}_{\varphi(n)}} \pi_n(\mathbf{x}') & \text{if } \mathbf{x} \in \mathcal{X}_{\varphi(n)}, \\ 0 & \text{if } \mathbf{x} \notin \mathcal{X}_{\varphi(n)}. \end{cases}$$

This is what we obtain assuming such a behaviour for the chains generated by $P_{\text{rev},n}$ and $P_{\text{MH},n}$. We also require that the chains generated by the Markov kernels with the same proposal mechanisms as $P_{\text{rev},n}$ and $P_{\text{MH},n}$, but whose stationary distribution is $\tilde{\pi}_{\mathcal{X}_{\varphi(n)}}$, mix sufficiently well (in a sense that will be made precise). We denote by $\tilde{P}_{\text{rev},n}$ and $\tilde{P}_{\text{MH},n}$ these Markov kernels.

Theorem 1. *Pick $f \in \mathcal{L}_2^*(\bar{\pi})$ and consider that all states $\mathbf{x} \in \mathcal{X}_n$ are such that $\mathbf{x} = (x_1, \dots, x_n)$ with $x_i \in \{-1, +1\}$. If, for $\epsilon > 0$, there exists $N > 0$ such that for all $n \geq N$ it is possible to choose a constant that may depend on n , $\varrho(n)$, with*

- (a) $\sum_{k=\varrho(n)+1}^{\infty} \langle f, P^k f \rangle < \epsilon$, for all $P \in \{P_{\text{rev},n}, \tilde{P}_{\text{rev},n}, P_{\text{MH},n}, \tilde{P}_{\text{MH},n}\}$,
- (b) $\sum_{k=1}^{\varrho(n)} \mathbb{E}_P[f(\mathbf{X}(0))f(\mathbf{X}(k))\mathbb{1}_{\cup_{m=0}^k A_m^c(\mathcal{X}_{\varphi(n)-1})}] < \epsilon$, for all $P \in \{P_{\text{rev},n}, P_{\text{MH},n}\}$, where it is considered that the chain starts at stationarity and evolves using P (and $\mathbb{E}[f(\mathbf{X}(k))] = 0$ without loss of generality) and $A_m(\mathcal{X}_{\varphi(n)-1}) := \{\mathbf{X}(m) \in \mathcal{X}_{\varphi(n)-1}\}$ (see (8) for the definitions of $\mathcal{X}_{\varphi(n)-1}$ and $\varphi(n)$),
- (c) $(1 - 1/\pi(\mathcal{X}_{\varphi(n)})) \sum_{k=1}^{\varrho(n)} \mathbb{E}_P[f(\mathbf{X}(0))f(\mathbf{X}(k))\mathbb{1}_{\cap_{m=0}^k A_m(\mathcal{X}_{\varphi(n)-1})}] < \epsilon$, for all $P \in \{P_{\text{rev},n}, P_{\text{MH},n}\}$,
- (d) $(1/\omega_n - 1)\text{var}(f, \tilde{P}_{\text{MH},n}) < \epsilon$ and $((1 - \omega_n)/\omega_n)\mathbb{V}\text{ar}_{\tilde{\pi}_{\mathcal{X}_{\varphi(n)}}} f(\mathbf{X}) < \epsilon$, where ω_n is defined in (9) and $\mathbb{V}\text{ar}_{\tilde{\pi}_{\mathcal{X}_{\varphi(n)}}}$ denotes a variance computed with respect to $\tilde{\pi}_{\mathcal{X}_{\varphi(n)}}$,

then there exists a positive constant κ such that

$$\text{var}(f, P_{\rho,n}) \leq \text{var}(f, P_{\text{rev},n}) \leq \text{var}(f, P_{\text{MH},n}) + \kappa\epsilon.$$

Proof. See [Section 7](#). ■

There are several assumptions involved in [Theorem 1](#). But, to put this into perspective, Assumptions (c) and (d) are automatically verified if $\text{var}(f, \tilde{P}_{\text{MH},n})$ and $\mathbb{V}\text{ar}_{\tilde{\pi}_{\mathcal{X}_{\varphi(n)}}} f(\mathbf{X})$ are bounded by constants that do not depend on n . Assumptions (a) and (b) are really the *crucial* ones.

3.2 Locally informed proposal

In this section, we discuss and analyse the use of *locally-balanced* proposal distributions, as defined by [Zanella \(2019\)](#) in the reversible MH framework as

$$q_{\mathbf{x}}(\mathbf{y}) := g\left(\frac{\pi_n(\mathbf{y})}{\pi_n(\mathbf{x})}\right) \Big/ c_n(\mathbf{x}), \quad \mathbf{y} \in \mathcal{N}(\mathbf{x}), \quad (10)$$

where $c_n(\mathbf{x})$ represents the normalising constant, i.e. $c_n(\mathbf{x}) := \sum_{\mathbf{x}' \in \mathcal{N}(\mathbf{x})} g(\pi_n(\mathbf{x}')/\pi_n(\mathbf{x}))$, and g is a strictly positive continuous function such that $g(x)/g(1/x) = x$. Note that we used the same notation as in [Section 3.1](#) for the proposal distribution; this is to simplify. We will use the same notation as in [Section 3.1](#) for the proposal distribution of the lifted sampler and for the Markov kernels as well. In this section, it will be implicit that the proposal distributions are informed proposals and the Markov kernels are those induced by these informed proposals. Note also that we again highlight the dependencies on n of some terms that will appear in our analysis.

Such a function g defined in (10) implies that the acceptance probability in the MH algorithm is given by

$$\alpha(\mathbf{x}, \mathbf{y}) = 1 \wedge \frac{\pi_n(\mathbf{y}) q_{\mathbf{y}}(\mathbf{x})}{\pi_n(\mathbf{x}) q_{\mathbf{x}}(\mathbf{y})} = 1 \wedge \frac{c_n(\mathbf{x})}{c_n(\mathbf{y})}.$$

Zanella (2019) shows that $c_n(\mathbf{x})/c_n(\mathbf{y}) \rightarrow 1$ as $n \rightarrow \infty$ under some assumptions. More precisely, the author defines $\mathbf{x} := (x_1, \dots, x_n)$ and considers that at any given iteration, only a small fraction of the n components is proposed to change values. The result holds when the random variables (X_1, \dots, X_n) exhibit a structure of conditional independence, which implies that the normalising constants $c_n(\mathbf{x})$ and $c_n(\mathbf{y})$ share a lot of terms. This is again a consequence of the backtracking of the reversible sampler and is thus in contrast with what we observe for the lifted algorithm.

Two choices for g are $g(x) = \sqrt{x}$ and $g(x) = x/(1+x)$, the latter being called the *Barker proposal* in reference to Barker (1965)'s acceptance probability choice. The advantage of the latter choice is that it is a bounded function of x , which stabilises the normalising constants and thus the acceptance probability. This is shown in Zanella (2019) and in the continuous random variable case in Livingstone and Zanella (2019). We use this function in our numerical analyses.

The proposal distribution in the lifted sampler is given by

$$q_{\mathbf{x},\mathbf{v}}(\mathbf{y}) := g\left(\frac{\pi_n(\mathbf{y})}{\pi_n(\mathbf{x})}\right) / c_{n,\mathbf{v}}(\mathbf{x}), \quad \mathbf{y} \in \mathcal{N}_{\mathbf{v}}(\mathbf{x}),$$

where $c_{n,\mathbf{v}}(\mathbf{x})$ is the normalising constant. In this case,

$$\alpha_{\mathbf{v}}(\mathbf{x}, \mathbf{y}) := 1 \wedge \frac{\pi_n(\mathbf{y}) q_{\mathbf{y},-\mathbf{v}}(\mathbf{x})}{\pi_n(\mathbf{x}) q_{\mathbf{x},\mathbf{v}}(\mathbf{y})} = 1 \wedge \frac{c_{n,\mathbf{v}}(\mathbf{x})}{c_{n,-\mathbf{v}}(\mathbf{y})}. \quad (11)$$

There are two main differences with the reversible sampler. Firstly, the normalising constants $c_{n,\mathbf{v}}(\mathbf{x})$ and $c_{n,-\mathbf{v}}(\mathbf{y})$ are sums with (in general) not the same number of terms. Consider again, for ease of presentation of the analysis, the important example described in Section 1.1 where each component x_i of $\mathbf{x} = (x_1, \dots, x_n)$ can be of two types and more specifically the special case of Ising model. We know that in this case $c_{n,\mathbf{v}}(\mathbf{x})$ is a sum of $n_{-\mathbf{v}}(\mathbf{x})$ terms (see (6)), whereas $c_{n,-\mathbf{v}}(\mathbf{y})$ is a sum of $n_{\mathbf{v}}(\mathbf{y})$ terms. The second main difference is that, in the MH sampler, it is proposed to flip one of the $n_{-1}(\mathbf{x})$ components to $+1$ or one of the $n_{+1}(\mathbf{x})$ components to -1 , and $c_n(\mathbf{x})$ is formed from these proposals. The constant $c_n(\mathbf{y})$ is also formed from proposals to flip components to $+1$ or -1 with $n_{-1}(\mathbf{y})$ and $n_{+1}(\mathbf{y})$ close to $n_{-1}(\mathbf{x})$ and $n_{+1}(\mathbf{x})$ (and this is why the ratio of the two constants converges to 1 provided that there exists a structure of conditional independence). In contrast, $c_{n,\mathbf{v}}(\mathbf{x})$ is formed from proposals to flip one of the $n_{-\mathbf{v}}(\mathbf{x})$ components to \mathbf{v} and $c_{n,-\mathbf{v}}(\mathbf{y})$ from proposals to flip one of the $n_{\mathbf{v}}(\mathbf{y}) = n_{\mathbf{v}}(\mathbf{x}) + 1$ components to $-\mathbf{v}$; the compositions of these constants are thus fundamentally opposite. There is therefore no guarantee that $c_{n,\mathbf{v}}(\mathbf{x})/c_{n,-\mathbf{v}}(\mathbf{y}) \rightarrow 1$ even under the conditions stated in Zanella (2019).

Nevertheless, there exists as in the previous section an ideal situation in which the lifter sampler outperforms the reversible MH algorithm.

Corollary 3. *If*

- (a) \mathcal{X}_n is finite,
- (b) $c_{n,-1}(\mathbf{x}) = c_{n,+1}(\mathbf{x}) = c_n(\mathbf{x})/2 = c_n^*/2$ for all $\mathbf{x} \in \mathcal{X}_n$, where c_n^* is a positive constant that does not depend on \mathbf{x} (but that may depend on n),

then for any $f \in \mathcal{L}_2^*(\bar{\pi})$ and n ,

$$\text{var}(f, P_{\rho,n}) \leq \text{var}(f, P_{MH,n}).$$

Proof. Analogous to that of Corollary 2. ■

A sufficient condition for Assumption (b) to be verified is: $|\mathcal{N}_{-1}(\mathbf{x})| = |\mathcal{N}_{+1}(\mathbf{x})| = |\mathcal{N}(\mathbf{x})|/2 = n^*/2$ (Assumption (b) in [Corollary 2](#)) and

$$\frac{1}{n^*/2} \sum_{\mathbf{x}' \in \mathcal{N}_{-1}(\mathbf{x})} g\left(\frac{\pi_n(\mathbf{x}')}{\pi_n(\mathbf{x})}\right) = \frac{1}{n^*/2} \sum_{\mathbf{x}' \in \mathcal{N}_{+1}(\mathbf{x})} g\left(\frac{\pi_n(\mathbf{x}')}{\pi_n(\mathbf{x})}\right) = \frac{1}{n^*} \sum_{\mathbf{x}' \in \mathcal{N}(\mathbf{x})} g\left(\frac{\pi_n(\mathbf{x}')}{\pi_n(\mathbf{x})}\right) = \mu,$$

for all $\mathbf{x} \in \mathcal{X}_n$, where μ is a positive constant. We thus notice that the acceptance probabilities can be directly rewritten in terms of averages when $|\mathcal{N}_{-1}(\mathbf{x})| = |\mathcal{N}_{+1}(\mathbf{x})| = |\mathcal{N}(\mathbf{x})|/2 = n^*/2$ and that an additional condition to Assumption (b) in [Corollary 2](#) is sufficient in the locally informed case for ordering the asymptotic variances. This thus allows establishing a connection with the uniform case.

As in the previous section, it is possible to derive conditions under which the inequality in [Corollary 3](#) holds approximately. They are based as before on the definition of a set, which in this case involves states \mathbf{x} that are such that $c_{n,-1}(\mathbf{x})$ and $c_{n,+1}(\mathbf{x})$ are close to $c_n^*/2$. These states do not have to be in an area such that $n_{-1}(\mathbf{x})$ and $n_{+1}(\mathbf{x})$ are close to $n/2$, but in return the mass have to be (in some sense) evenly spread out in the area to which they belong.

We now define this set:

$$\mathcal{X}_{\varphi(n)} := \{\mathbf{x} \in \mathcal{X}_n : c_n^*/2 - \varphi(n) \leq c_{n,-1}(\mathbf{x}), c_{n,+1}(\mathbf{x}), c_n(\mathbf{x})/2 \leq c_n^*/2 + \varphi(n)\}, \quad (12)$$

where φ is in this section a function such that $0 \leq \varphi(n) < c_n^*/2$ and, for $\epsilon > 0$, there exists $N > 0$ such that for all $n \geq N$, we have that $\varphi(n)/c_n^* < \epsilon$. We consider to simplify that for any $\mathbf{x}, \mathbf{y} \in \mathcal{X}_{\varphi(n)}$ there exists a probable path from \mathbf{x} to \mathbf{y} generated by $P_{\text{MH},n}$ (and marginally for $P_{\rho,n}$) with all intermediate states belonging to $\mathcal{X}_{\varphi(n)}$ as well. We now define a restricted version of $\mathcal{X}_{\varphi(n)}$ for which from any state $\mathbf{x} \in \mathcal{X}_{\varphi(n)}$, all the possible proposals \mathbf{y} belong to $\mathcal{X}_{\varphi(n)}$ as well; denote this set by $\mathcal{X}_{\varphi(n)}^0$. For $\mathbf{x} \neq \mathbf{y}$ belonging to $\mathcal{X}_{\varphi(n)}$, it is possible to establish that: for $\epsilon > 0$, there exists a $N > 0$ such that for all $n \geq N$, $P_{\text{rev},n}(\mathbf{x}, \mathbf{y}) \geq \omega_n P_{\text{MH},n}(\mathbf{x}, \mathbf{y})$ with $1 - \omega_n < \epsilon$. The explicit form of ω_n is

$$\omega_n := \left(1 + \frac{\varphi(n)}{c_n^*/2}\right)^{-3} \left(1 - \frac{\varphi(n)}{c_n^*/2}\right)^3. \quad (13)$$

We are now ready to present the analogous result to [Theorem 1](#), in which here $\tilde{\pi}_{\mathcal{X}_{\varphi(n)}}$ is the normalised version of π_n on $\mathcal{X}_{\varphi(n)}$ defined in (12).

Theorem 2. *Pick $f \in \mathcal{L}_2^*(\tilde{\pi})$ and consider that all states $\mathbf{x} \in \mathcal{X}_n$ are such that $\mathbf{x} = (x_1, \dots, x_n)$ with $x_i \in \{-1, +1\}$. If, for $\epsilon > 0$, there exists $N > 0$ such that for all $n \geq N$ it is possible to choose a constant that may depend on $n, \varrho(n)$, with*

- (a) $\sum_{k=\varrho(n)+1}^{\infty} \langle f, P^k f \rangle < \epsilon$, for all $P \in \{P_{\text{rev},n}, \tilde{P}_{\text{rev},n}, P_{\text{MH},n}, \tilde{P}_{\text{MH},n}\}$,
- (b) $\sum_{k=1}^{\varrho(n)} \mathbb{E}_P[f(\mathbf{X}(0))f(\mathbf{X}(k))\mathbb{1}_{\cup_{m=0}^k A_m^c(\mathcal{X}_{\varphi(n)}^0)}] < \epsilon$, for all $P \in \{P_{\text{rev},n}, P_{\text{MH},n}\}$, where it is considered that the chain starts at stationarity and evolves using P (and $\mathbb{E}[f(\mathbf{X}(k))] = 0$ without loss of generality) and $A_m(\mathcal{X}_{\varphi(n)}^0) := \{\mathbf{X}(m) \in \mathcal{X}_{\varphi(n)}^0\}$,
- (c) $(1 - 1/\pi(\mathcal{X}_{\varphi(n)})) \sum_{k=1}^{\varrho(n)} \mathbb{E}_P[f(\mathbf{X}(0))f(\mathbf{X}(k))\mathbb{1}_{\cap_{m=0}^k A_m(\mathcal{X}_{\varphi(n)}^0)}] < \epsilon$, for all $P \in \{P_{\text{rev},n}, P_{\text{MH},n}\}$,
- (d) $(1/\omega_n - 1)\text{var}(f, \tilde{P}_{\text{MH},n}) < \epsilon$ and $((1 - \omega_n)/\omega_n)\nabla\text{ar}_{\tilde{\pi}_{\mathcal{X}_{\varphi(n)}}} f(\mathbf{X}) < \epsilon$, where ω_n is defined in (13),

then there exists a positive constant κ such that

$$\text{var}(f, P_{\rho,n}) \leq \text{var}(f, P_{\text{rev},n}) \leq \text{var}(f, P_{\text{MH},n}) + \kappa\epsilon.$$

Proof. Analogous to that of [Theorem 1](#). ■

It is possible to establish a connection with [Theorem 1](#) as we did for [Corollary 3](#) with [Corollary 2](#). Consider indeed that the set $\mathcal{X}_{\varphi(n)}$ is comprised of states \mathbf{x} with $n_{-1}(\mathbf{x})$ and $n_{+1}(\mathbf{x})$ close to $n/2$ and $(1/n_{+1}(\mathbf{x})) \sum_{\mathbf{x}' \in \mathcal{N}_{-1}(\mathbf{x})} g(\pi(\mathbf{x}')/\pi(\mathbf{x}))$, $(1/n_{-1}(\mathbf{x})) \sum_{\mathbf{x}' \in \mathcal{N}_{+1}(\mathbf{x})} g(\pi(\mathbf{x}')/\pi(\mathbf{x}))$ and $(1/n) \sum_{\mathbf{x}' \in \mathcal{N}(\mathbf{x})} g(\pi(\mathbf{x}')/\pi(\mathbf{x}))$ all close to a positive constant μ . We thus notice that under a precise sense of what we mean by *close to*, this special case fits within the definition of $\mathcal{X}_{\varphi(n)}$ ([12](#)), under an additional condition compared to the definition of the set in the previous section ([8](#)).

3.3 Computational costs

We provide in this section an overview of the computational costs associated to using the proposal distributions described in [Sections 3.1](#) and [3.2](#). The uniform distribution is the least expensive: at each iteration, one has to generate from a uniform and then evaluate the acceptance probability which requires the computation of a ratio $\pi(\mathbf{y})/\pi(\mathbf{x})$. Consider that the cost of the latter is the important one, in the sense that all the other costs are comparatively negligible. The approach of [Zanella \(2019\)](#) thus costs twice as much, if we assume that the cost of computing any ratio is the same and that the ratios $\pi(\mathbf{x}')/\pi(\mathbf{x})$ for all \mathbf{x}' in the neighbourhood are all computed in parallel. Indeed, these ratios are necessary to generate the proposal \mathbf{y} , but once the latter has been generated, the process has to be repeated for the reverse move. This is true for the reversible MH sampler and [Algorithm 1](#). Therefore, if the informed proposal leads to a sampler at least twice as effective (in terms of ESS for instance), then it is beneficial. It is the case in all our numerical experiments. Note that in light of the above, implementing the reversible MH sampler or [Algorithm 1](#) costs essentially the same.

[Algorithm 2](#) is more costly. When used with a uniform distribution and $\rho := \rho^*$ ([5](#)), at each iteration, $|\mathcal{N}_v(\mathbf{x})|$ ratio evaluations are required to compute $T_v(\mathbf{x}, \mathcal{X})$ ([4](#)), and it is afterwards required to compute $T_{-v}(\mathbf{x}, \mathcal{X})$ from time to time. This makes the implementation cost somewhere in between that of [Algorithm 1](#) with a uniform and [Algorithm 1](#) using the approach of [Zanella \(2019\)](#). When [Algorithm 2](#) is used with an informed proposal and $\rho := \rho^*$ ([5](#)), the cost may explode. Consider that parallel computing is used to compute any normalising constant $c_v(\mathbf{x})$, but that the normalising constants are computed sequentially, then at each iteration it is required to compute at least $1 + |\mathcal{N}_v(\mathbf{x})|$ normalising constants compared with two in [Algorithm 1](#). The computation time per iteration will thus roughly be at least $(1 + |\mathcal{N}_v(\mathbf{x})|)/2$ times larger.

4 Numerical experiments

We first consider in [Section 4.1](#) simulation of an Ising model and use this as a toy example for which we can control the dimension, the roughness of the target and where the mass concentrates to show how the performance of the lifted and non-lifted samplers varies when these parameters change. In [Section 4.2](#), we evaluate their performance when employed to solve a real variable selection problem.

4.1 Ising model

For the two-dimensional model, the ambient space (V_η, E_η) is a $\eta \times \eta$ square lattice regarded here as a square matrix in which each element takes either the value -1 or $+1$. We write each state as a vector as before: $\mathbf{x} = (x_1, \dots, x_n)$, where $n = \eta^2$. The states can be encoded as for instance: the values of the

components on the first line are x_1, \dots, x_η , those on the second line $x_{\eta+1}, \dots, x_{2\eta}$, and so on. The PMF is given by

$$\pi(\mathbf{x}) = \frac{1}{Z} \exp \left(\sum_i \alpha_i x_i + \lambda \sum_{\langle ij \rangle} x_i x_j \right),$$

where $\alpha_i \in \mathbb{R}$ and $\lambda > 0$ are known parameters, Z is the normalising constant and the notation $\langle ij \rangle$ indicates that sites i and j are nearest neighbours.

We first consider a base target distribution for which $n = 50^2$, the spatial correlation is moderate and more precisely $\lambda := 0.5$, and which has the external field (the values for the α_i 's) presented in [Figure 2](#). We generated the α_i independently as follows: $\alpha_i = -\mu + \epsilon_i$ if the column index is smaller than or equal

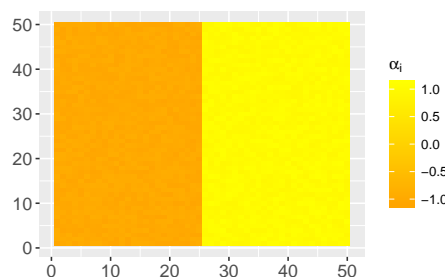


Figure 2. External field of the base target

to $\ell = \lfloor \eta/2 \rfloor$ and $\alpha_i = \mu + \epsilon_i$ otherwise, where $\mu = 1$, the ϵ_i are independent uniform random variables on the interval $(-0.1, +0.1)$ and $\lfloor \cdot \rfloor$ is the floor function. In the simulation study, while keeping the other parameters fixed, we gradually increase η from 50 to 500 to observe the impact of dealing with larger systems. Next, while keeping the other parameters fixed (with $\eta = 50$), we gradually increase the value of μ from 1 to 3. This has for effect of increasing the contrast so that it is clearer which values the x_i should take, thus making the target rougher and concentrated on fewer configurations. One could vary λ as well, but this would also make the target rougher and concentrated on fewer configurations.

We observe the impact on [Algorithm 1](#) with uniform and informed proposal distributions, and their non-lifted MH counterparts. For such a simulation study, it would be simply too long to obtain the results for [Algorithm 2](#) with ρ_v^* (5). We tried to vary the value of ℓ to observe what happens with the acceptance rates for the uniform lifted sampler when the ratios $n_{-\nu}(\mathbf{x})/n_\nu(\mathbf{y})$ (see (6)) are far from 1. The impact in this example is however not the one expected: the acceptance rates increase instead of deteriorating. To see why, consider for instance that $\ell = 5$. The ratios $n_{-\nu}(\mathbf{x})/n_\nu(\mathbf{y})$ with $\nu = -1$ are on average around 9 (45 columns with +1's and 5 with -1's). With $\nu = -1$, it is tried to flip a bit from +1 to -1 and $\pi(\mathbf{y})/\pi(\mathbf{x})$ is thus multiplied by a factor of around 9. It is likely that this bit is on the yellow side (see [Figure 2](#)). For such a move, $\pi(\mathbf{y})/\pi(\mathbf{x})$ is often around $\exp(-2(1 + 0.5 \times 4)) = 0.002$. Therefore, it is more likely to accept this move compared to in the reversible MH sampler (in the MH sampler $\pi(\mathbf{y})/\pi(\mathbf{x})$ is not multiplied by 9). When $\nu = +1$, the multiplicative factor is thus around 1/9, but it is relatively likely that the proposal will be to flip a bit from -1 to +1 on the yellow side, because there are some bits with the value -1 on this larger side, and this move is often automatically accepted (because $\pi(\mathbf{y})/\pi(\mathbf{x})$ is often around 1/0.002). Note that these conclusions are not in contradiction with our analysis of [Section 3.1](#), because what we observed here is specific to the Ising model. We do not present the results because the graph is uninteresting: the performance is essentially constant for the informed samplers and that of the uniform ones is so low that we do not see the ESS vary.

We present the other results in [Figure 3](#). They are based on 1,000 independent runs of 100,000 iterations for each algorithm and each value of μ and η , with burn-ins of 10,000. For each run, an

ESS per iteration is computed for $f(\mathbf{x}, -1) = f(\mathbf{x}, +1) = \sum_i x_i$ and then the results are averaged out. This function is proportional to the *magnetisation*. Monitoring such a statistic is relevant as a quicker variation of its value (leading to a higher ESS) indicates that the whole state-space is explored quicker.

For the base target (represented by the starting points on the left of the graphs in Figure 3), the mass is concentrated on a manifold of several configurations, which allows for persistent movement for informed samplers. The lifted one indeed takes advantage of this; it is approximately 7 times more efficient than its non-lifted counterpart. The gap widens as η increases; it is approximately 20 and 70 times more efficient when η is 3.2 and 10 times larger (i.e. when n is 10 and 100 times larger), respectively. We observed that the ratio of ESSs increases linearly with η . The non-informed samplers both perform poorly (the lines are on top of each other).

As μ increases, the target becomes rougher and concentrated on fewer configurations. When the roughness and concentration level are too severe the performance of the lifted informed sampler stagnates, whereas that of the non-lifted MH sampler continues to improve. There are two reasons for this. Firstly, the acceptance rates deteriorate more rapidly for the lifted than the non-lifted sampler (as a consequence of the difference in the acceptance probability, see (11)). Secondly, when the mass is concentrated on few configurations, it leaves not much room for persistent movement for the lifted sampler. The latter thus loses its advantage. Again, the non-informed samplers both perform poorly (the lines are on top of each other).

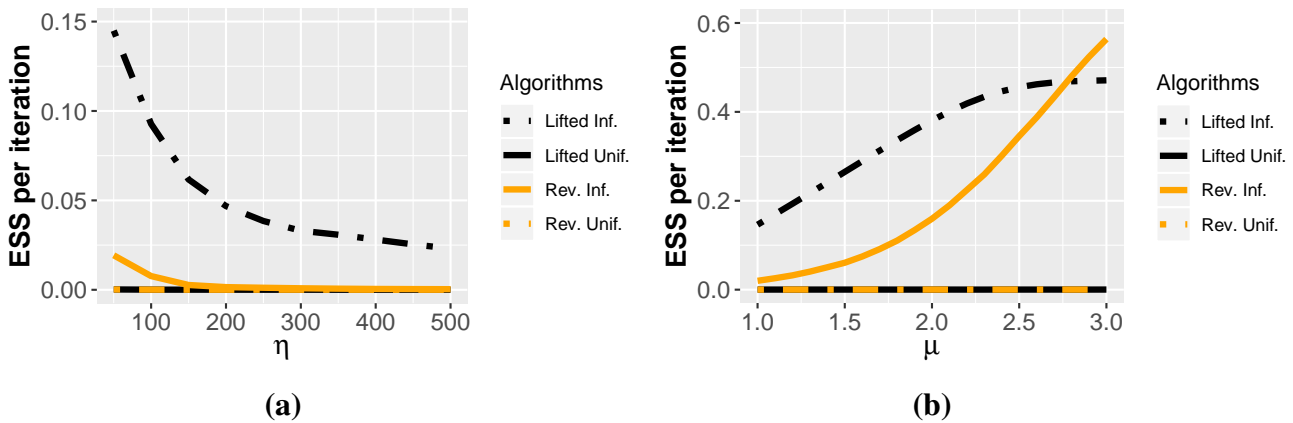


Figure 3. ESS per iteration of $f(\mathbf{x}, -1) = f(\mathbf{x}, +1) = \sum_i x_i$ for Algorithm 1 with uniform and informed proposal distributions and their non-lifted MH counterparts when: (a) η increases from 50 to 500 and the other parameters are kept fixed ($\mu = 1$, $\lambda = 0.5$ and $\ell = 25$); (b) μ increases from 1 to 3 and the other parameters are kept fixed ($\eta = 50$, $\lambda = 0.5$ and $\ell = 25$)

4.2 Variable selection: US crime data

A study of crime rate was first presented in Erhlich (1973) and then an expanded and corrected version appeared in Vandaele (1978) in which corrected data were provided; the topic was more precisely on the connection between crime rate and 15 covariates (some were added by Vandaele (1978)) such as percentage of males of age between 14 and 23 and mean years of schooling in a given state. The data were indeed aggregated by state and were from 47 U.S. states in 1960. They were analysed in several statistics papers (see, e.g., Raftery *et al.* (1997)) and are available in the R package MASS.

The data are modelled using the usual linear regression with normal errors. Here we set the prior distribution of the regression coefficients and scaling of the errors to be, conditionally on a model, the

non-informative Jeffreys prior. It is proved in [Gagnon \(2019\)](#) that a simple modification to the uniform prior on the model random variable (represented here by \mathbf{X}) prevents the Jeffreys–Lindley ([Lindley, 1957](#); [Jeffreys, 1967](#)) paradox from arising. With the resulting likelihood function and prior density on the parameters, the latter can be integrated out. It is thus possible to evaluate the exact marginal posterior probability of any of the $2^{15} = 32,768$ models, up to a normalising constants. This allows us to implement the MH sampler with the locally informed proposal distribution of [Zanella \(2019\)](#) and its lifted counterparts ([Algorithm 1](#) and [Algorithm 2](#) with ρ_v^* (5)). In the previous statistical studies, it was noticed that the mass is diffused over several models, so that we expect the lifted chains to exhibit persistent movement (as seen in [Figure 1](#)) and to perform well. To simplify the presentation, we do not show the performance of the uniform samplers because, as in the previous section, it is very poor.

The performances of the algorithms are summarised in [Figure 4](#). The results are based on 1,000 independent runs of 10,000 iterations for each algorithm, with burn-ins of 1,000. Each run is started from a distribution which approximates the target. On average, [Algorithm 1](#) and [Algorithm 2](#) with ρ_v^* are 2.7 and 3.3 times more efficient than their non-lifted counterpart, respectively. The benefits of persistent movement thus compensate for a decrease in acceptance rates; the rate indeed decreases from 0.92 for the MH sampler to 0.71 for [Algorithm 1](#) and [Algorithm 2](#) with ρ_v^* (5).

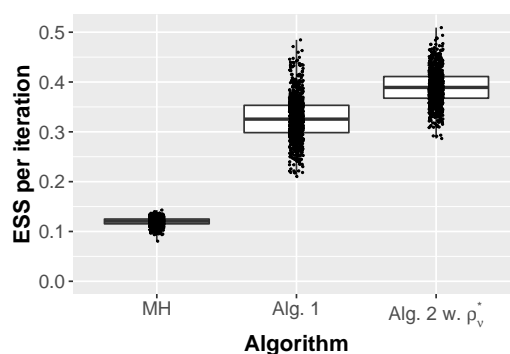


Figure 4. ESS per iteration for $f(\mathbf{x}, -1) = f(\mathbf{x}, +1) = \sum_i x_i$ of 1,000 independent runs for the MH sampler with the locally informed proposal distribution and its lifted counterparts ([Algorithm 1](#) and [Algorithm 2](#) with ρ_v^*)

5 Lifted trans-dimensional sampler

In this section, we introduce a trans-dimensional algorithm which is a non-reversible version of the popular reversible jump (RJ) algorithms introduced by [Green \(1995\)](#). We consider that \mathcal{X} is a model space and \mathbf{X} a model indicator. The latter indicates, for instance, with 0’s and 1’s which covariates are included in the model in variable selection contexts as in [Section 4.2](#). Such an algorithm is useful when it is not possible to integrate out the parameters, contrarily to the linear regression with normal errors and suitable priors. Examples of such situations include analyses based on linear regression with super heavy-tailed errors ensuring *whole robustness* ([Gagnon et al., 2018](#)) and generalised linear models and generalised linear mixed models ([Forster et al., 2012](#)).

The parameters of a given model \mathbf{x} are denoted by $\theta_{\mathbf{x}} \in \Theta_{\mathbf{x}}$. Trans-dimensional algorithms are MCMC methods that one uses to sample from a target distribution π defined on a union of sets $\cup_{\mathbf{x} \in \mathcal{X}} \{\mathbf{x}\} \times \Theta_{\mathbf{x}}$, which corresponds in Bayesian statistics to the joint posterior of the model indicator \mathbf{X} and the parameters of Model \mathbf{X} , $\theta_{\mathbf{X}}$. Such a posterior allows to jointly infer about $(\mathbf{X}, \theta_{\mathbf{X}})$, or in other words, simultaneously achieve model selection and parameter estimation. In this section, we assume for simplicity that the parameters of all models are continuous random variables.

Given the current state of the Markov chain $(\mathbf{x}, \boldsymbol{\theta}_{\mathbf{x}})$, a trans-dimensional sampler generates the next state by first proposing a model candidate $\mathbf{y} \sim q_{\mathbf{x}}(\mathbf{y})$ and then a proposal for its corresponding parameter values. When $\mathbf{y} = \mathbf{x}$, we say that a *parameter update* is proposed, whereas we say that a *model switch* is proposed when $\mathbf{y} \neq \mathbf{x}$. Note that $\mathbf{x} \in \mathcal{N}(\mathbf{x})$, contrarily to the previous sections. This is to allow parameter updates. When a parameter update is proposed, we allow any fixed-dimensional methods to be used; we only require that the Markov kernels leave the conditional distributions $\pi(\cdot | \mathbf{x})$ invariant. When a model switch is proposed, a vector of auxiliary variables $\mathbf{u}_{\mathbf{x} \rightarrow \mathbf{y}}$ is typically generated and this is followed by a proposal mechanism leading to $(\boldsymbol{\theta}'_{\mathbf{y}}, \mathbf{u}_{\mathbf{y} \rightarrow \mathbf{x}})$, where $\boldsymbol{\theta}'_{\mathbf{y}}$ is the proposal for the parameter values in Model \mathbf{y} . We require the whole proposal mechanism for $\boldsymbol{\theta}'_{\mathbf{y}}$ to be valid in a RJ framework, in the sense that the model switch transitions are reversible in this framework. The non-reversibility in the lifted trans-dimensional sampler lies in the transitions for the \mathbf{x} variable during model switches. More precisely, \mathbf{y} is generated from $q_{\mathbf{x},\nu}(\mathbf{y})$ instead, but the proposal mechanism for $\boldsymbol{\theta}'_{\mathbf{y}}$ during model switches is the same. We consider that the acceptance probability of these model switches in RJ is given by

$$\alpha_{\text{RJ}}((\mathbf{x}, \boldsymbol{\theta}_{\mathbf{x}}), (\mathbf{y}, \boldsymbol{\theta}'_{\mathbf{y}})) := 1 \wedge \frac{q_{\mathbf{y}}(\mathbf{x})}{q_{\mathbf{x}}(\mathbf{y})} r((\mathbf{x}, \boldsymbol{\theta}_{\mathbf{x}}), (\mathbf{y}, \boldsymbol{\theta}'_{\mathbf{y}})), \quad (14)$$

where the function r depends on the method and may depend on several other variables.

The algorithm is now presented in [Algorithm 3](#). In it, we consider that the current model \mathbf{x} always belongs to the neighbourhood $\mathcal{N}_{\nu}(\mathbf{x})$, regardless of the current direction ν , and that $q_{\mathbf{x},-1}(\mathbf{x}) = q_{\mathbf{x},+1}(\mathbf{x})$, which will typically be the case in practice.

Algorithm 3 A lifted trans-dimensional sampler for partially ordered model spaces

1. Generate $\mathbf{y} \sim q_{\mathbf{x},\nu}$, a PMF with support restricted to $\mathcal{N}_{\nu}(\mathbf{x})$.
- 2.(a) If $\mathbf{y} = \mathbf{x}$, attempt a parameter update using a MCMC kernel of invariant distribution $\pi(\cdot | \mathbf{x})$ while keeping the current value of the model indicator \mathbf{x} and direction ν fixed.
- 2.(b) If $\mathbf{y} \neq \mathbf{x}$, attempt a model switch from Model \mathbf{x} to Model \mathbf{y} . Generate $\boldsymbol{\theta}'_{\mathbf{y}}$ using a method which is valid in RJ and $u \sim \mathcal{U}[0, 1]$. If

$$u \leq \alpha_{\text{NRJ}}((\mathbf{x}, \boldsymbol{\theta}_{\mathbf{x}}), (\mathbf{y}, \boldsymbol{\theta}'_{\mathbf{y}})) := 1 \wedge \frac{q_{\mathbf{y},-\nu}(\mathbf{x})}{q_{\mathbf{x},\nu}(\mathbf{y})} r((\mathbf{x}, \boldsymbol{\theta}_{\mathbf{x}}), (\mathbf{y}, \boldsymbol{\theta}'_{\mathbf{y}})), \quad (15)$$

set the next state of the chain to $(\mathbf{y}, \boldsymbol{\theta}'_{\mathbf{y}}, \nu)$. Otherwise, set it to $(\mathbf{x}, \boldsymbol{\theta}_{\mathbf{x}}, -\nu)$.

3. Go to Step 1.
-

Proposition 2. *The transition kernel of the Markov chain $\{(\mathbf{X}, \boldsymbol{\theta}_{\mathbf{X}}, \nu)(m) : m \in \mathbb{N}\}$ simulated by [Algorithm 3](#) admits $\pi \otimes \mathcal{U}\{-1, 1\}$ as invariant distribution.*

Proof. See [Section 7](#). ■

The main difficulty with the implementation of trans-dimensional samplers is the construction of efficient proposal schemes for $(\mathbf{y}, \boldsymbol{\theta}'_{\mathbf{y}})$ during model switches. [Gagnon \(2019\)](#) discusses this in depth in the RJ framework. The author proposes a scheme and proves that it is possible to arbitrarily approach an asymptotic regime in which one is able to generate $\boldsymbol{\theta}'_{\mathbf{y}}$ from $\pi(\cdot | \mathbf{y})$ (the correct conditional distribution) and evaluate exactly the ratios of marginal probabilities $\pi(\mathbf{y})/\pi(\mathbf{x})$ (and is therefore able to adequately

construct $q_{\mathbf{x},\nu}$). In particular, for this scheme, $r((\mathbf{x}, \boldsymbol{\theta}_{\mathbf{x}}), (\mathbf{y}, \boldsymbol{\theta}_{\mathbf{y}}))$ is a consistent estimator of $\pi(\mathbf{y})/\pi(\mathbf{x})$. We refer the reader to that paper for the details.

We thus conclude that the marginal behaviour of $\{(\mathbf{X}, \nu)(m) : m \in \mathbb{N}\}$ is the same as that of the stochastic process generated by [Algorithm 1](#) in the asymptotic regime and considering only iterations for which model switches are proposed. All conclusions previously drawn thus hold, at least approximately. In particular, one may analyse the same data as in [Section 4.2](#), but using the super heavy-tailed regression of [Gagnon et al. \(2018\)](#) for robust inference and outlier detection. The results would be essentially the same because, as mentioned in [Raftery et al. \(1997\)](#), “standard diagnostic checking (see, e.g., [Draper and Smith \(1981\)](#)) did not reveal any gross violations of the assumptions underlying normal linear regression” and the robust method is designed for leading to similar results in the absence of outliers. We thus omit further analysis of [Algorithm 3](#) and we do not illustrate how it performs for brevity. We nevertheless highlight that it is important for $r((\mathbf{x}, \boldsymbol{\theta}_{\mathbf{x}}), (\mathbf{y}, \boldsymbol{\theta}_{\mathbf{y}}))$ to be a low variance estimator of $\pi(\mathbf{y})/\pi(\mathbf{x})$ as persistent movement may be interrupted otherwise, as shown in [Gagnon and Doucet \(2019\)](#).

6 Discussion

In this paper, we presented and analysed generic algorithms allowing straightforward sampling from any PMF π with a support \mathcal{X} on which a partial order can be established. The algorithms rely on the technique of lifting. We showed that these are expected to perform well when the shape of target (the level of concentration of the mass) allows for persistent movement. This is true even when the target concentrates on a manifold of the ambient space in the case where the lifting technique is combined with locally informed proposal distributions (provided that the shape of the manifold allows for persistent movement).

The samplers are in particular useful for the simulation of binary random variables and variable selection. [Algorithm 1](#) can be directly employed for the latter when the parameters of the models can be integrated out. A lifted trans-dimensional sampler for partially ordered model spaces have been introduced in [Section 5](#) for, among others, variable selection when it is not possible to integrate out the parameters. We believe it would be interesting to continue this line of research by taking steps towards automatic generic samplers using the technique of lifting for any discrete state-space.

References

- Andrieu, C. and Livingstone, S. (2019) Peskun-Tierney ordering for Markov chain and process Monte Carlo: beyond the reversible scenario. *arXiv:1906.06197*.
- Barker, A. A. (1965) Monte Carlo calculations of the radial distribution functions for a proton-electron plasma. *Austral. J. Phys.*, **18**, 119–134.
- Chen, F., Lovász, L. and Pak, I. (1999) Lifting Markov chains to speed up mixing. In *Proceedings of the thirty-first annual ACM symposium on Theory of computing*, 275–281.
- Diaconis, P., Holmes, S. and Neal, R. M. (2000) Analysis of a nonreversible Markov chain sampler. *Ann. Appl. Probab.*, 726–752.
- Draper, N. R. and Smith, H. (1981) *Applied regression analysis (2nd ed.)*. New York: Wiley.

- Erhlich, I. (1973) Participation in illegitimate activities: a theoretical and empirical analysis. *J. Polit. Econ.*, **81**, 521–567.
- Forster, J. J., Gill, R. C. and Overstall, A. M. (2012) Reversible jump methods for generalised linear models and generalised linear mixed models. *Stat. Comput.*, **22**, 107–120.
- Gagnon, P. (2019) A step further towards automatic and efficient reversible jump algorithms. ArXiv:1911.02089.
- Gagnon, P., Desgagné, A. and Bédard, M. (2018) A new Bayesian approach to robustness against outliers in linear regression. *Bayesian Anal.* Advance publication.
- Gagnon, P. and Doucet, A. (2019) Non-reversible jump algorithms for Bayesian nested model selection. ArXiv:1911.01340.
- Geyer, C. J. (1991) Markov chain monte carlo maximum likelihood. *Interface Proceedings*.
- Green, P. J. (1995) Reversible jump Markov chain Monte Carlo computation and Bayesian model determination. *Biometrika*, **82**, 711–732.
- Gustafson, P. (1998) A guided walk Metropolis algorithm. *Stat. Comput.*, **8**, 357–364.
- Hastings, W. K. (1970) Monte Carlo sampling methods using Markov chains and their applications. *Biometrika*, **57**, 97–109.
- Horowitz, A. M. (1991) A generalized guided Monte carlo algorithm. *Phys. Lett. B*, **268**, 247–252.
- Jeffreys, H. (1967) *Theory of Probability*. Oxford Univ. Press, London.
- Lindley, D. V. (1957) A statistical paradox. *Biometrika*, **44**, 187–192.
- Livingstone, S. and Zanella, G. (2019) On the robustness of gradient-based MCMC algorithms. arXiv:1908.11812.
- Metropolis, N., Rosenbluth, A. W., Rosenbluth, M. N., Teller, A. H. and Teller, E. (1953) Equation of state calculations by fast computing machines. *J. Chem. Phys.*, **21**, 1087.
- Neal, R. M. (2003) Slice sampling. *Ann. Statist.*, 705–741.
- (2020) Non-reversibly updating a uniform $[0, 1]$ value for Metropolis accept/reject decisions. arXiv:2001.11950.
- Peskun, P. (1973) Optimum Monte-Carlo sampling using Markov chains. *Biometrika*, **60**, 607–612.
- Power, S. and Goldman, J. V. (2019) Accelerated sampling on discrete spaces with non-reversible Markov processes. arXiv:1912.04681.
- Raftery, A. E., Madigan, D. and Hoeting, J. A. (1997) Bayesian model averaging for linear regression models. *J. Amer. Statist. Assoc.*, **92**, 179–191.
- Roberts, G. O. and Rosenthal, J. S. (2004) General state space Markov chains and MCMC algorithms. *Probab. Surv.*, **1**, 20–71.

- Syed, S., Bouchard-Côté, A., Deligiannidis, G. and Doucet, A. (2019) Non-reversible parallel tempering: an embarrassingly parallel MCMC scheme. *arXiv:1905.02939*.
- Tierney, L. (1998) A note on Metropolis-Hastings kernels for general state spaces. *Ann. Appl. Probab.*, **8**, 1–9.
- Trotter, W. T. (1992) *Combinatorics and partially ordered sets: Dimension theory*, vol. 59. Johns Hopkins University Press Baltimore.
- Vandaele, W. (1978) Participation in illegitimate activities; Ehrlich revisited. In *Deterrence and incapacitation*, 270–335. Washington, D.C.: National Academy of Sciences Press.
- Vanetti, P., Bouchard-Côté, A., Deligiannidis, G. and Doucet, A. (2017) Piecewise-deterministic Markov chain Monte Carlo. *arXiv:1707.05296*.
- Zanella, G. (2019) Informed proposals for local MCMC in discrete spaces. *To appear in J. Amer. Statist. Assoc.*

7 Proofs

Proof of Proposition 1. It suffices to prove that the probability to reach the state (\mathbf{y}, ν') in one step is equal to the probability of this state under the target:

$$\sum_{\mathbf{x}, \nu} \pi(\mathbf{x}) (1/2) P((\mathbf{x}, \nu), (\mathbf{y}, \nu')) = \pi(\mathbf{y}) (1/2). \quad (16)$$

where P is the transition kernel.

The probability to reach the state (\mathbf{y}, ν') from some (\mathbf{x}, ν) is given by:

$$\begin{aligned} P((\mathbf{x}, \nu), (\mathbf{y}, \nu')) &= T_\nu(\mathbf{x}, \mathcal{X}) Q_{\mathbf{x}, \nu}(\mathbf{y}) \mathbb{1}(\nu = \nu') \\ &\quad + \mathbb{1}(\nu = -\nu', \mathbf{x} = \mathbf{y}) [(\rho_\nu(\mathbf{x}) + T_\nu(\mathbf{x}, \mathcal{X})) - T_\nu(\mathbf{x}, \mathcal{X})] \\ &\quad + \mathbb{1}(\nu = \nu', \mathbf{x} = \mathbf{y}) [1 - \rho_\nu(\mathbf{x}) - T_\nu(\mathbf{x}, \mathcal{X})] \\ &= q_{\mathbf{x}, \nu}(\mathbf{y}) \alpha_\nu(\mathbf{x}, \mathbf{y}) \mathbb{1}(\nu = \nu) \\ &\quad + \mathbb{1}(\nu = -\nu', \mathbf{x} = \mathbf{y}) \rho_\nu(\mathbf{x}) \\ &\quad + \mathbb{1}(\nu = \nu', \mathbf{x} = \mathbf{y}) [1 - \rho_\nu(\mathbf{x}) - T_\nu(\mathbf{x}, \mathcal{X})]. \end{aligned}$$

We have that

$$\begin{aligned} \pi(\mathbf{x}) (1/2) P((\mathbf{x}, \nu), (\mathbf{y}, \nu')) &= (1/2) \pi(\mathbf{y}) q_{\mathbf{y}, -\nu'}(\mathbf{x}) \alpha_{-\nu'}(\mathbf{y}, \mathbf{x}) \mathbb{1}(-\nu' = -\nu) \\ &\quad + (1/2) \pi(\mathbf{y}) \mathbb{1}(-\nu' = \nu, \mathbf{y} = \mathbf{x}) \rho_{-\nu'}(\mathbf{y}) \\ &\quad + (1/2) \pi(\mathbf{y}) \mathbb{1}(-\nu' = -\nu, \mathbf{y} = \mathbf{x}) [1 - \rho_{-\nu'}(\mathbf{y}) - T_{-\nu'}(\mathbf{y}, \mathcal{X})] \\ &= (1/2) \pi(\mathbf{y}) T_{-\nu'}(\mathbf{y}, \mathcal{X}) Q_{\mathbf{y}, -\nu'}(\mathbf{x}) \mathbb{1}(-\nu' = -\nu) \\ &\quad + (1/2) \pi(\mathbf{y}) \mathbb{1}(-\nu' = \nu, \mathbf{y} = \mathbf{x}) [(\rho_{-\nu'}(\mathbf{y}) + T_{-\nu'}(\mathbf{y}, \mathcal{X})) - T_{-\nu'}(\mathbf{y}, \mathcal{X})] \\ &\quad + (1/2) \pi(\mathbf{y}) \mathbb{1}(-\nu' = -\nu, \mathbf{y} = \mathbf{x}) [1 - \rho_{-\nu'}(\mathbf{y}) - T_{-\nu'}(\mathbf{y}, \mathcal{X})], \end{aligned}$$

where we used the definition of α for the first term and that $\rho_\nu(\mathbf{x}) - \rho_{-\nu}(\mathbf{x}) = T_{-\nu}(\mathbf{x}, \mathcal{X}) - T_\nu(\mathbf{x}, \mathcal{X})$ for the third term. Notice the sum on the right-hand side (RHS) is equal to the probability to reach some $(\mathbf{x}, -\nu)$, starting from $(\mathbf{y}, -\nu')$: $(1/2) \pi(\mathbf{y}) P((\mathbf{y}, -\nu'), (\mathbf{x}, -\nu))$.

Therefore,

$$\begin{aligned} \sum_{\mathbf{x}, \nu} \pi(\mathbf{x}) (1/2) P((\mathbf{x}, \nu), (\mathbf{y}, \nu')) &= \sum_{\mathbf{x}, \nu} (1/2) \pi(\mathbf{y}) P((\mathbf{y}, -\nu'), (\mathbf{x}, -\nu)) \\ &= (1/2) \pi(\mathbf{y}), \end{aligned}$$

which concludes the proof. \blacksquare

We now present a lemma that will be useful in the next proofs.

Lemma 1. *Let Q be the Markov kernel of the Markov chain simulated by [Algorithm 2](#), for any valid switching function ρ_ν , $\nu \in \{-1, 1\}$. Assume that \mathcal{X} is finite. Then, for any $f \in \mathcal{L}_2^*(\bar{\pi})$,*

$$\lim_{\lambda \rightarrow 1} \sum_{k>0} \lambda^k \langle f, Q^k f \rangle = \sum_{k>0} \langle f, Q^k f \rangle. \quad (17)$$

Proof. For each $f \in \mathcal{L}_2^*(\bar{\pi})$, define the sequence of functions $S_n : \lambda \mapsto \sum_{0 < k \leq n} \lambda^k \langle f, Q^k f \rangle$ defined for $\lambda \in [0, 1)$ and its limit $S(\lambda) = \sum_{k>0} \lambda^k \langle f, Q^k f \rangle$ (the dependance of S_n and S on f and Q is implicit). We now show that the partial sum S_n converges uniformly to S on $[0, 1)$, and since for each $n \in \mathbb{N}$, the function $\lambda \rightarrow \lambda^n \langle f, Q^n f \rangle$ admits a limit when $\lambda \rightarrow 1$, we have that S admits a limit when $\lambda \rightarrow 1$, given by

$$\lim_{\lambda \rightarrow 1} S(\lambda) = S(1) = \sum_{k>0} \langle f, Q^k f \rangle,$$

which is Eq. (17). First, note that

$$\sup_{\lambda \in [0, 1)} |S_n(\lambda) - S(\lambda)| = \sup_{\lambda \in [0, 1)} \left| \sum_{k>n} \lambda^k \langle f, Q^k f \rangle \right| \leq \sup_{\lambda \in [0, 1)} \sum_{k>n} \lambda^k |\langle f, Q^k f \rangle| = \sum_{k>n} |\langle f, Q^k f \rangle|. \quad (18)$$

Thus, to prove that $\sup_{\lambda \in [0, 1)} |S_n(\lambda) - S(\lambda)| \rightarrow 0$, it is sufficient to prove that the series $\sum_{k>0} |\langle f, Q^k f \rangle|$ converges.

By bilinearity of the inner product and by linearity of the iterated operators Q, Q^2, \dots , it can be checked that for any linear mapping ϕ on $\mathcal{L}_2^*(\bar{\pi})$

$$\sum_{k=1}^{\infty} |\langle f, Q^k f \rangle| < \infty \Leftrightarrow \sum_{k=1}^{\infty} |\langle \phi(f), Q^k \phi(f) \rangle| < \infty. \quad (19)$$

Since \mathcal{X} is finite, if $f \in \mathcal{L}_2^*(\bar{\pi})$ then $\sup |f| < \infty$. As a consequence, we may use $\phi(f) := (f - \bar{\pi}f) / \sup |f|$ and $\bar{\pi}f := \int f d\bar{\pi}$. In the following we denote by $\mathcal{L}_2^{*,0,1}(\bar{\pi})$ the subset of $\mathcal{L}_2^*(\bar{\pi})$ such that

$$\mathcal{L}_2^{*,0,1}(\bar{\pi}) := \{f \in \mathcal{L}_2^*(\bar{\pi}) : \bar{\pi}f = 0, \sup |f| \leq 1\}.$$

By Eq. (19), we only need to check that the series $\sum_{k>0} |\langle f, Q^k f \rangle|$ converges for each $f \in \mathcal{L}_2^{*,0,1}(\bar{\pi})$. Since \mathcal{X} is finite, Q is uniformly ergodic and there exists constants $\varrho \in (0, 1)$ and $C \in (0, \infty)$ such that for any $t \in \mathbb{N}$,

$$\sup_{(x, \nu) \in \mathcal{X} \times \{-1, +1\}} \|\delta_{x, \nu} Q^t - \bar{\pi}\|_{\text{tv}} \leq C \varrho^t, \quad (20)$$

where for any signed measure μ , $\|\mu\|_{\text{tv}}$ denotes its total variation. On the one hand, note that for each $f \in \mathcal{L}_2^{*,0,1}(\bar{\pi})$

$$\langle f, Q^k f \rangle = \mathbb{E} f(X, \nu) Q^k f(X, \nu) \leq \mathbb{E} |f(X, \nu)| |Q^k f(X, \nu)|, \quad (21)$$

and on the other hand, we have that for any $(x, \nu) \in \mathcal{X} \times \{-1, 1\}$,

$$|Q^k f(x, \nu)| = |Q^k f(x, \nu) - \bar{\pi} f| \leq \sup_{f \in \mathcal{L}_2^{*,0,1}(\bar{\pi})} |Q^k f(x, \nu) - \bar{\pi} f|. \quad (22)$$

But $\|\mu\|_{\text{tv}} = (1/2) \sup_{g: \mathcal{X} \rightarrow [-1, 1]} |\mu g|$, see for instance (Roberts and Rosenthal, 2004, Proposition 3). Since $f \in \mathcal{L}_2^{*,0,1}(\bar{\pi})$, $|f| \leq 1$ and we have by inclusion that for all $(x, \nu) \in \mathcal{X} \times \{-1, 1\}$

$$|Q^k f(x, \nu)| \leq \sup_{f \in \mathcal{L}_2^{*,0,1}(\bar{\pi})} |Q^k f(x, \nu) - \bar{\pi} f| \leq \sup_{g: \mathcal{X} \times \{-1, 1\} \rightarrow [-1, 1]} |Q^k g(x, \nu) - \bar{\pi} g| \leq 2 \|\delta_{x, \nu} Q^k - \bar{\pi}\|_{\text{tv}}. \quad (23)$$

Taking the supremum over all $(x, \nu) \in \mathcal{X} \times \{-1, 1\}$ in Eq. (23), and combining with Eq. (20) yields

$$\sup_{(x, \nu) \in \mathcal{X} \times \{-1, 1\}} |Q^k f(x, \nu)| \leq 2C \varrho^k.$$

Plugging this into Eq. (21), we have

$$|\langle f, Q^k f \rangle| \leq 2C \mathbb{E} |f(X, \nu)| \varrho^k. \quad (24)$$

which is clearly summable. As a consequence, S_n converges uniformly to S on $[0, 1)$ which concludes the proof. ■

Proof of Corollary 1. The results of Theorem 3.15 in Andrieu and Livingstone (2019) holds in our framework, implying that

$$\text{var}_\lambda(f, P_{\rho^*}) \leq \text{var}_\lambda(f, P_\rho) \leq \text{var}_\lambda(f, P_\rho^w),$$

where $\text{var}_\lambda(f, P_\rho) := \mathbb{V} \text{ar} f(\mathbf{X}, \nu) + 2 \sum_{k>0} \lambda^k \langle f, P_\rho^k f \rangle$ with $\lambda \in [0, 1)$. Lemma 1 allows to conclude. ■

Proof of Corollary 2. The proof is an application of Theorem 3.17 in Andrieu and Livingstone (2019) which will allow to establish that

$$\text{var}_\lambda(f, P_\rho) \leq \text{var}_\lambda(f, P_{\text{MH}}).$$

We will thus be able to conclude using Lemma 1.

In order to apply Theorem 3.17, we must verify that

$$q_{\mathbf{x}}(\mathbf{y}) \alpha(\mathbf{x}, \mathbf{y}) = (1/2) q_{\mathbf{x}, +1}(\mathbf{y}) \alpha_{+1}(\mathbf{x}, \mathbf{y}) + (1/2) q_{\mathbf{x}, -1}(\mathbf{y}) \alpha_{-1}(\mathbf{x}, \mathbf{y}),$$

for all \mathbf{x} and \mathbf{y} . This is straightforward to verify under the assumptions of Corollary 2:

$$\begin{aligned} & (1/2) q_{\mathbf{x}, +1}(\mathbf{y}) \alpha_{+1}(\mathbf{x}, \mathbf{y}) + (1/2) q_{\mathbf{x}, -1}(\mathbf{y}) \alpha_{-1}(\mathbf{x}, \mathbf{y}) \\ &= \frac{1}{2} \frac{1}{(|\mathcal{N}(\mathbf{x})|/2)} \left(1 \wedge \frac{\pi(\mathbf{y})}{\pi(\mathbf{x})} \right) \mathbb{1}_{\mathbf{y} \in \mathcal{N}_{+1}(\mathbf{x})} + \frac{1}{2} \frac{1}{(|\mathcal{N}(\mathbf{x})|/2)} \left(1 \wedge \frac{\pi(\mathbf{y})}{\pi(\mathbf{x})} \right) \mathbb{1}_{\mathbf{y} \in \mathcal{N}_{-1}(\mathbf{x})} \\ &= \frac{1}{|\mathcal{N}(\mathbf{x})|} \left(1 \wedge \frac{\pi(\mathbf{y})}{\pi(\mathbf{x})} \right) (\mathbb{1}_{\mathbf{y} \in \mathcal{N}_{+1}(\mathbf{x})} + \mathbb{1}_{\mathbf{y} \in \mathcal{N}_{-1}(\mathbf{x})}) = q_{\mathbf{x}}(\mathbf{y}) \alpha(\mathbf{x}, \mathbf{y}). \end{aligned}$$

■

Proof of Theorem 1. We first prove that $\text{var}(f, P_{\rho, n}) \leq \text{var}(f, P_{\text{rev}, n})$. This is done as in the proof of Corollary 2.

We now analyse $\text{var}(f, P_{\text{rev}, n})$:

$$\text{var}(f, P_{\text{rev}, n}) = \mathbb{V}\text{ar}f(\mathbf{X}) + 2 \sum_{k>0} \langle f, P_{\text{rev}, n}^k f \rangle = \mathbb{V}\text{ar}f(\mathbf{X}) + 2 \sum_{k>0} \text{Cov}_{P_{\text{rev}, n}}[f(\mathbf{X}(0)), f(\mathbf{X}(k))],$$

where we omitted the dependence on ν because, as we mentioned in Section 3.1, it can be treated as a constant as a consequence of the restrictions on f . In the expression above, it is considered that the chain starts at stationarity and evolves using $P_{\text{rev}, n}$. We consider without loss of generality that $\mathbb{E}[f(\mathbf{X}(k))] = 0$ (for any k).

We first write

$$\begin{aligned} \mathbb{V}\text{ar}f(\mathbf{X}) &= \mathbb{E}[f(\mathbf{X})^2 \mathbb{1}_{\mathbf{X} \in \mathcal{X}_{\varphi(n)}}] + \mathbb{E}[f(\mathbf{X})^2 \mathbb{1}_{\mathbf{X} \in \mathcal{X}_{\varphi(n)}^c}] \\ &= \mathbb{E}_{\tilde{\pi}_{\mathcal{X}_{\varphi(n)}}}[f(\mathbf{X})^2] - \mathbb{E}_{\tilde{\pi}_{\mathcal{X}_{\varphi(n)}}}[f(\mathbf{X})]^2 + \mathbb{E}_{\tilde{\pi}_{\mathcal{X}_{\varphi(n)}}}[f(\mathbf{X})]^2 + (1 - 1/\pi(\mathcal{X}_{\varphi(n)}))\mathbb{E}[f(\mathbf{X})^2 \mathbb{1}_{\mathbf{X} \in \mathcal{X}_{\varphi(n)}}] \\ &\quad + \mathbb{E}[f(\mathbf{X})^2 \mathbb{1}_{\mathbf{X} \in \mathcal{X}_{\varphi(n)}^c}], \end{aligned} \tag{25}$$

where $\mathbb{E}_{\tilde{\pi}_{\mathcal{X}_{\varphi(n)}}}$ denotes an expectation with respect to $\tilde{\pi}_{\mathcal{X}_{\varphi(n)}}$.

Also,

$$\sum_{k>0} \text{Cov}_{P_{\text{rev}, n}}[f(\mathbf{X}(0)), f(\mathbf{X}(k))] = \sum_{k=1}^{\varrho(n)} \text{Cov}_{P_{\text{rev}, n}}[f(\mathbf{X}(0)), f(\mathbf{X}(k))] + \sum_{k=\varrho(n)+1}^{\infty} \text{Cov}_{P_{\text{rev}, n}}[f(\mathbf{X}(0)), f(\mathbf{X}(k))],$$

where $\varrho(n)$ is chosen according to the statement of Theorem 1; therefore the second term on the RHS can be made as small as we want. For the first term, we have

$$\begin{aligned} \sum_{k=1}^{\varrho(n)} \text{Cov}_{P_{\text{rev}, n}}[f(\mathbf{X}(0)), f(\mathbf{X}(k))] &= \sum_{k=1}^{\varrho(n)} \mathbb{E}_{P_{\text{rev}, n}}[f(\mathbf{X}(0))f(\mathbf{X}(k))] \\ &= \sum_{k=1}^{\varrho(n)} \mathbb{E}_{P_{\text{rev}, n}}[f(\mathbf{X}(0))f(\mathbf{X}(k))\mathbb{1}_{\cap_{m=0}^k A_m(\mathcal{X}_{\varphi(n)-1})}] + \sum_{k=1}^{\varrho(n)} \mathbb{E}_{P_{\text{rev}, n}}[f(\mathbf{X}(0))f(\mathbf{X}(k))\mathbb{1}_{\cup_{m=0}^k A_m^c(\mathcal{X}_{\varphi(n)-1})}], \end{aligned}$$

where $A_m(\mathcal{X}_{\varphi(n)-1}) := \{\mathbf{X}(m) \in \mathcal{X}_{\varphi(n)-1}\}$. By assumption, the second term on the RHS can be made as small as we want.

We have

$$\begin{aligned} \sum_{k=1}^{\varrho(n)} \mathbb{E}_{P_{\text{rev}, n}}[f(\mathbf{X}(0))f(\mathbf{X}(k))\mathbb{1}_{\cap_{m=0}^k A_m(\mathcal{X}_{\varphi(n)-1})}] &= \sum_{k=1}^{\varrho(n)} \mathbb{E}_{\tilde{P}_{\text{rev}, n}}[f(\mathbf{X}(0))f(\mathbf{X}(k))] \\ &\quad + (1 - 1/\pi(\mathcal{X}_{\varphi(n)})) \sum_{k=1}^{\varrho(n)} \mathbb{E}_{P_{\text{rev}, n}}[f(\mathbf{X}(0))f(\mathbf{X}(k))\mathbb{1}_{\cap_{m=0}^k A_m(\mathcal{X}_{\varphi(n)-1})}], \end{aligned}$$

where $\tilde{P}_{\text{rev}, n}$ is the Markov kernel whose stationary distribution is $\tilde{\pi}_{\mathcal{X}_{\varphi(n)}}$. This equality holds because the paths involving transition probabilities $P_{\text{rev}, n}(\mathbf{x}, \mathbf{y})$ with $\mathbf{x}, \mathbf{y} \in \mathcal{X}_{\varphi(n)-1}$ have the same probabilities as those of the chain with stationary distribution $\tilde{\pi}_{\mathcal{X}_{\varphi(n)}}$. We just have to renormalise the probabilities of the starting point by dividing by $\pi(\mathcal{X}_{\varphi(n)})$ to complete the argument. Note that, by assumption, the second term on the RHS can be made as small as we want.

Now,

$$\sum_{k=1}^{\varrho(n)} \mathbb{E}_{\tilde{P}_{\text{rev},n}} [f(\mathbf{X}(0))f(\mathbf{X}(k))] = \sum_{k=1}^{\varrho(n)} \text{Cov}_{\tilde{P}_{\text{rev},n}} [f(\mathbf{X}(0)), f(\mathbf{X}(k))] + \sum_{k=1}^{\varrho(n)} \mathbb{E}_{\tilde{\pi}_{\mathcal{X}_{\varphi(n)}}} [f(\mathbf{X})]^2.$$

By assumption, the sum from $\varrho(n) + 1$ to ∞ of the covariances is small as well. If we combine this with (25), we have

$$\begin{aligned} \text{var}(f, P_{\text{rev},n}) &= \text{var}(f, \tilde{P}_{\text{rev},n}) + \mathbb{E}_{\tilde{\pi}_{\mathcal{X}_{\varphi(n)}}} [f(\mathbf{X})]^2 + (1 - 1/\pi(\mathcal{X}_{\varphi(n)}))\mathbb{E}[f(\mathbf{X})^2 \mathbb{1}_{\mathbf{X} \in \mathcal{X}_{\varphi(n)}}] \\ &\quad + \mathbb{E}[f(\mathbf{X})^2 \mathbb{1}_{\mathbf{X} \in \mathcal{X}_{\varphi(n)}^c}] + 2 \sum_{k=1}^{\varrho(n)} \mathbb{E}_{\tilde{\pi}_{\mathcal{X}_{\varphi(n)}}} [f(\mathbf{X})]^2 \\ &\leq \text{var}(f, \tilde{P}_{\text{MH},n})/\omega_n + ((1 - \omega_n)/\omega_n)\mathbb{V}\text{ar}_{\tilde{\pi}_{\mathcal{X}_{\varphi(n)}}} f(\mathbf{X}) + \mathbb{E}_{\tilde{\pi}_{\mathcal{X}_{\varphi(n)}}} [f(\mathbf{X})]^2 \\ &\quad + (1 - 1/\pi(\mathcal{X}_{\varphi(n)}))\mathbb{E}[f(\mathbf{X})^2 \mathbb{1}_{\mathbf{X} \in \mathcal{X}_{\varphi(n)}}] + \mathbb{E}[f(\mathbf{X})^2 \mathbb{1}_{\mathbf{X} \in \mathcal{X}_{\varphi(n)}^c}] + 2 \sum_{k=1}^{\varrho(n)} \mathbb{E}_{\tilde{\pi}_{\mathcal{X}_{\varphi(n)}}} [f(\mathbf{X})]^2 \\ &= \text{var}(f, \tilde{P}_{\text{MH},n}) + \mathbb{E}_{\tilde{\pi}_{\mathcal{X}_{\varphi(n)}}} [f(\mathbf{X})]^2 + (1 - 1/\pi(\mathcal{X}_{\varphi(n)}))\mathbb{E}[f(\mathbf{X})^2 \mathbb{1}_{\mathbf{X} \in \mathcal{X}_{\varphi(n)}}] + \mathbb{E}[f(\mathbf{X})^2 \mathbb{1}_{\mathbf{X} \in \mathcal{X}_{\varphi(n)}^c}] \\ &\quad + 2 \sum_{k=1}^{\varrho(n)} \mathbb{E}_{\tilde{\pi}_{\mathcal{X}_{\varphi(n)}}} [f(\mathbf{X})]^2 + (1/\omega_n - 1)\text{var}(f, \tilde{P}_{\text{MH},n}) + ((1 - \omega_n)/\omega_n)\mathbb{V}\text{ar}_{\tilde{\pi}_{\mathcal{X}_{\varphi(n)}}} f(\mathbf{X}), \end{aligned}$$

using Theorem 2 of Zanella (2019) for the inequality and omitting the terms that can be made as small as we want. This theorem can be used as a result of the bound $\tilde{P}_{\text{rev},n}(\mathbf{x}, \mathbf{y}) \geq \omega_n \tilde{P}_{\text{MH},n}(\mathbf{x}, \mathbf{y})$ with ω_n defined in (9) (see Section 3.1). By assumption, the last two terms can be made as small as we want.

Now we used the previous arguments in the reverse order to show that

$$\begin{aligned} \text{var}(f, \tilde{P}_{\text{MH},n}) + \mathbb{E}_{\tilde{\pi}_{\mathcal{X}_{\varphi(n)}}} [f(\mathbf{X})]^2 + (1 - 1/\pi(\mathcal{X}_{\varphi(n)}))\mathbb{E}[f(\mathbf{X})^2 \mathbb{1}_{\mathbf{X} \in \mathcal{X}_{\varphi(n)}}] + \mathbb{E}[f(\mathbf{X})^2 \mathbb{1}_{\mathbf{X} \in \mathcal{X}_{\varphi(n)}^c}] \\ + 2 \sum_{k=1}^{\varrho(n)} \mathbb{E}_{\tilde{\pi}_{\mathcal{X}_{\varphi(n)}}} [f(\mathbf{X})]^2 = \text{var}(f, P_{\text{MH},n}) + \text{small error term}, \end{aligned}$$

which yields the result. \blacksquare

Proof of Proposition 2. It suffices to prove that the probability to reach the state $\mathbf{y}, \theta'_y \in A, \nu'$ in one step is equal to the probability of this state under the target:

$$\sum_{\mathbf{x}, \nu} \int \pi(\mathbf{x}, \theta_x) \times (1/2) \left(\int_A P((\mathbf{x}, \theta_x, \nu), (\mathbf{y}, \theta'_y, \nu')) d\theta'_y \right) d\theta_x = \int_A \pi(\mathbf{y}, \theta'_y) \times (1/2) d\theta'_y, \quad (26)$$

where P is the transition kernel. Note that we abuse notation here by denoting the measure $d\theta'_y$ on the left-hand side (LHS) given that we may in fact use vectors of auxiliary variables to generate the proposal when switching models, which often do not have the same dimension as θ'_y .

We consider two distinct events: a model switch is proposed, that we denote S , and a parameter update is proposed (therefore denoted S^c). We know that the probabilities of these events are $1 - q_{\mathbf{x}, \nu}(\mathbf{x})$ and $q_{\mathbf{x}, \nu}(\mathbf{x})$, respectively. We rewrite the LHS of (26) as

$$\sum_{\mathbf{x}, \nu} \int \pi(\mathbf{x}, \theta_x) \times (1/2) \left(\int_A P((\mathbf{x}, \theta_x, \nu), (\mathbf{y}, \theta'_y, \nu')) d\theta'_y \right) d\theta_x$$

$$\begin{aligned}
 &= \sum_{\mathbf{x}, \nu} (1 - q_{\mathbf{x}, \nu}(\mathbf{x})) \int \pi(\mathbf{x}, \boldsymbol{\theta}_{\mathbf{x}}) \times (1/2) \left(\int_A P((\mathbf{x}, \boldsymbol{\theta}_{\mathbf{x}}, \nu), (\mathbf{y}, \boldsymbol{\theta}'_{\mathbf{y}}, \nu') | S) d\boldsymbol{\theta}'_{\mathbf{y}} \right) d\boldsymbol{\theta}_{\mathbf{x}} \\
 &+ \sum_{\mathbf{x}, \nu} q_{\mathbf{x}, \nu}(\mathbf{x}) \int \pi(\mathbf{x}, \boldsymbol{\theta}_{\mathbf{x}}) \times (1/2) \left(\int_A P((\mathbf{x}, \boldsymbol{\theta}_{\mathbf{x}}, \nu), (\mathbf{y}, \boldsymbol{\theta}'_{\mathbf{y}}, \nu') | S^c) d\boldsymbol{\theta}'_{\mathbf{y}} \right) d\boldsymbol{\theta}_{\mathbf{x}}. \quad (27)
 \end{aligned}$$

We analyse the two terms separately. We know that

$$P((\mathbf{x}, \boldsymbol{\theta}_{\mathbf{x}}, \nu), (\mathbf{y}, \boldsymbol{\theta}'_{\mathbf{y}}, \nu') | S^c) = \delta_{(\mathbf{x}, \nu)}(\mathbf{y}, \nu') P_{S^c}(\boldsymbol{\theta}_{\mathbf{x}}, \boldsymbol{\theta}'_{\mathbf{y}}),$$

where P_{S^c} is the transition kernel associated with the method used to update the parameters. Therefore, the second term on the RHS of (27) is equal to

$$\begin{aligned}
 &\sum_{k, \nu} q_{\mathbf{x}, \nu}(\mathbf{x}) \int \pi(\mathbf{x}, \boldsymbol{\theta}_{\mathbf{x}}) \times (1/2) \left(\int_A P((\mathbf{x}, \boldsymbol{\theta}_{\mathbf{x}}, \nu), (\mathbf{y}, \boldsymbol{\theta}'_{\mathbf{y}}, \nu') | S^c) d\boldsymbol{\theta}'_{\mathbf{y}} \right) d\boldsymbol{\theta}_{\mathbf{x}} \\
 &= q_{\mathbf{y}, \nu'}(\mathbf{y}) \pi(\mathbf{y}) \times (1/2) \int \pi(\boldsymbol{\theta}_{\mathbf{y}} | \mathbf{y}) \left(\int_A P_{S^c}(\boldsymbol{\theta}_{\mathbf{y}}, \boldsymbol{\theta}'_{\mathbf{y}}) d\boldsymbol{\theta}'_{\mathbf{y}} \right) d\boldsymbol{\theta}_{\mathbf{y}}.
 \end{aligned}$$

We also know that P_{S^c} leaves the conditional distribution $\pi(\cdot | \mathbf{y})$ invariant, implying that

$$\begin{aligned}
 &q_{\mathbf{y}, \nu'}(\mathbf{y}) \pi(\mathbf{y}) \times (1/2) \int \pi(\boldsymbol{\theta}_{\mathbf{y}} | \mathbf{y}) \left(\int_A P_{S^c}(\boldsymbol{\theta}_{\mathbf{y}}, \boldsymbol{\theta}'_{\mathbf{y}}) d\boldsymbol{\theta}'_{\mathbf{y}} \right) d\boldsymbol{\theta}_{\mathbf{y}} \\
 &= q_{\mathbf{y}, \nu'}(\mathbf{y}) \pi(\mathbf{y}) \times (1/2) \int_A \pi(\boldsymbol{\theta}'_{\mathbf{y}} | \mathbf{y}) d\boldsymbol{\theta}'_{\mathbf{y}} = q_{\mathbf{y}, \nu'}(\mathbf{y}) \int_A \pi(\mathbf{y}, \boldsymbol{\theta}'_{\mathbf{y}}) \times (1/2) d\boldsymbol{\theta}'_{\mathbf{y}}. \quad (28)
 \end{aligned}$$

For the model switching case (the first term on the RHS of (27)), we use the fact that there is a connection between $P((\mathbf{x}, \boldsymbol{\theta}_{\mathbf{x}}, \nu), (\mathbf{y}, \boldsymbol{\theta}'_{\mathbf{y}}, \nu') | S)$ and the kernel associated to a specific RJ. Consider that $q_{\mathbf{x}}(\mathbf{y}) = (1/2) q_{\mathbf{x}, -1}(\mathbf{y}) + (1/2) q_{\mathbf{x}, +1}(\mathbf{y})$ for all \mathbf{x}, \mathbf{y} and that all other proposal distributions in RJ are the same as in [Algorithm 3](#) during model switches. In this case, $\alpha_{\text{RJ}} = \alpha_{\text{NRJ}}$ in the case where at the current iteration it is chosen to use $q_{\mathbf{x}, \nu}$ (which happens with probability 1/2) and in the reverse move it is chosen to use $q_{\mathbf{y}, -\nu}$ (which also happens with probability 1/2).

Consider the case where Model \mathbf{y} is reached from Model $\mathbf{x} \neq \mathbf{y}$ coming from direction $\nu' = \nu$. Given the reversibility of RJ, the probability to go from Model \mathbf{x} with parameters in B to Model $\mathbf{y} \neq \mathbf{x}$ with parameters in A is

$$\int_B \pi(\mathbf{x}, \boldsymbol{\theta}_{\mathbf{x}}) \left(\int_A P_{\text{RJ}}((\mathbf{x}, \boldsymbol{\theta}_{\mathbf{x}}), (\mathbf{y}, \boldsymbol{\theta}'_{\mathbf{y}})) d\boldsymbol{\theta}'_{\mathbf{y}} \right) d\boldsymbol{\theta}_{\mathbf{x}} = \int_A \pi(\mathbf{y}, \boldsymbol{\theta}'_{\mathbf{y}}) \left(\int_B P_{\text{RJ}}((\mathbf{y}, \boldsymbol{\theta}'_{\mathbf{y}}), (\mathbf{x}, \boldsymbol{\theta}_{\mathbf{x}})) d\boldsymbol{\theta}_{\mathbf{x}} \right) d\boldsymbol{\theta}'_{\mathbf{y}}, \quad (29)$$

where P_{RJ} is the transition kernel of the RJ. Note that

$$P_{\text{RJ}}((\mathbf{x}, \boldsymbol{\theta}_{\mathbf{x}}), (\mathbf{y}, \boldsymbol{\theta}'_{\mathbf{y}})) = (1/2) (1 - q_{\mathbf{x}, \nu}(\mathbf{x})) P((\mathbf{x}, \boldsymbol{\theta}_{\mathbf{x}}, \nu), (\mathbf{y}, \boldsymbol{\theta}'_{\mathbf{y}}, \nu) | S),$$

given that the difference between both kernels is that in RJ, it is first decided to use $q_{\mathbf{x}, \nu}$, there is thus an additional probability of 1/2. Analogously, $P_{\text{RJ}}((\mathbf{y}, \boldsymbol{\theta}'_{\mathbf{y}}), (\mathbf{x}, \boldsymbol{\theta}_{\mathbf{x}})) = (1/2) (1 - q_{\mathbf{y}, -\nu}(\mathbf{y})) P((\mathbf{y}, \boldsymbol{\theta}'_{\mathbf{y}}, -\nu), (\mathbf{x}, \boldsymbol{\theta}_{\mathbf{x}}, -\nu) | S)$. Using this and taking B equals the whole parameter (and auxiliary) space in (29), we have

$$\begin{aligned}
 &(1 - q_{\mathbf{x}, \nu}(\mathbf{x})) \int \pi(\mathbf{x}, \boldsymbol{\theta}_{\mathbf{x}}) \times (1/2) \left(\int_A P((\mathbf{x}, \boldsymbol{\theta}_{\mathbf{x}}, \nu), (\mathbf{y}, \boldsymbol{\theta}'_{\mathbf{y}}, \nu) | S) d\boldsymbol{\theta}'_{\mathbf{y}} \right) d\boldsymbol{\theta}_{\mathbf{x}} \\
 &= (1 - q_{\mathbf{y}, -\nu}(\mathbf{y})) \int_A \pi(\mathbf{y}, \boldsymbol{\theta}'_{\mathbf{y}}) \times (1/2) \left(\int P((\mathbf{y}, \boldsymbol{\theta}'_{\mathbf{y}}, -\nu), (\mathbf{x}, \boldsymbol{\theta}_{\mathbf{x}}, -\nu) | S) d\boldsymbol{\theta}_{\mathbf{x}} \right) d\boldsymbol{\theta}'_{\mathbf{y}}.
 \end{aligned}$$

The only other case to consider for model switches is where Model \mathbf{y} is reached from Model \mathbf{y} (because the proposal is rejected) and the direction is $\nu' = -\nu$. The probability of this transition is

$$(1 - q_{\mathbf{y},-\nu}(\mathbf{y})) \int_A \pi(\mathbf{y}, \theta'_y) \times (1/2) \left(1 - \sum_{\mathbf{x} \neq \mathbf{y}} \int P((\mathbf{y}, \theta'_y, -\nu), (\mathbf{x}, \theta_x, -\nu) | S) d\theta_x \right) d\theta'_y.$$

So, the total probability of reaching $\mathbf{y}, \theta'_y \in A, \nu'$ through a model switch is (recalling (27)):

$$\begin{aligned} & \sum_{\mathbf{x}, \nu} (1 - q_{\mathbf{x},\nu}(\mathbf{x})) \int \pi(\mathbf{x}, \theta_x) \times (1/2) \left(\int_A P((\mathbf{x}, \theta_x, \nu), (\mathbf{y}, \theta'_y, \nu') | S) d\theta'_y \right) d\theta_x \\ &= \sum_{\mathbf{x} \neq \mathbf{y}} (1 - q_{\mathbf{x},\nu}(\mathbf{x})) \int \pi(\mathbf{x}, \theta_x) \times (1/2) \left(\int_A P((\mathbf{x}, \theta_x, \nu), (\mathbf{y}, \theta'_y, \nu) | S) d\theta'_y \right) d\theta_x \\ & \quad + (1 - q_{\mathbf{y},-\nu}(\mathbf{y})) \int_A \pi(\mathbf{y}, \theta'_y) \times (1/2) \left(1 - \sum_{\mathbf{x} \neq \mathbf{y}} \int P((\mathbf{y}, \theta'_y, -\nu), (\mathbf{x}, \theta_x, -\nu) | S) d\theta_x \right) d\theta'_y \\ &= \sum_{\mathbf{x} \neq \mathbf{y}} (1 - q_{\mathbf{y},-\nu}(\mathbf{y})) \int_A \pi(\mathbf{y}, \theta'_y) \times (1/2) \left(\int P((\mathbf{y}, \theta'_y, -\nu), (\mathbf{x}, \theta_x, -\nu) | S) d\theta_x \right) d\theta'_y \\ & \quad + (1 - q_{\mathbf{y},-\nu}(\mathbf{y})) \int_A \pi(\mathbf{y}, \theta'_y) \times (1/2) \left(1 - \sum_{\mathbf{x} \neq \mathbf{y}} \int P((\mathbf{y}, \theta'_y, -\nu), (\mathbf{x}, \theta_x, -\nu) | S) d\theta_x \right) d\theta'_y \\ &= (1 - q_{\mathbf{y},-\nu}(\mathbf{y})) \int_A \pi(\mathbf{y}, \theta'_y) \times (1/2). \end{aligned}$$

Combining this with (28) allows to conclude the proof. ■