

Exponential increase of test power for Z-test and Chi-square test with auxiliary information

Mickael Albertus*

July 2019

Abstract

The main goal of this article is to study how an auxiliary information can be used to improve the power of two famous statistical tests: the Z -test and the chi-square test. This information can be of any nature – probability of sets of partitions, expectation of a function, ... – and is not even required to be an exact information, it can be given by an estimate based on a larger sample for example. Some definitions of auxiliary information can be found in the statistical literature and will be recalled. In this article, the notion of auxiliary information is discussed here from a very general point of view. These two statistical tests are modified so that the auxiliary information is taken into account. One show in particular that the power of these tests is increased exponentially. Some statistical examples are treated to show the concreteness of this method.

1 Introduction

Main motivation. The main goal of this article is to present two new statistical tests which exploit a given auxiliary information – the following paragraph describes what is meant by auxiliary information. These new tests are based on familiar statistical tests, the Z -test and the chi-square test. The modification applied for these tests should use the auxiliary information in some way to allow us to keep the same α -risk but at the same time to decrease the β -risk in order to get a more powerful test. Having a more powerful test can allow either to accept fewer samples under the alternative hypothesis or to take a smaller sample if the power is fixed beforehand. These modifications are made so that under the null hypothesis, the asymptotic behavior of the random variables involved by the statistics of these test does not change. They are also made so that, under the complementary hypothesis, the asymptotic behavior of the empirical process is controlled. The way this last process naturally intervenes in the statistics of these two tests is recalled. The results established for the Z -test in this paper are treated in a more general way than the statistical example given

*mickael.albertus@gmail.com

in [1]. To illustrate all results of this paper and to show that they can be used in a concrete way, they are applied with real data.

Auxiliary information. Auxiliary information is a concept that has been treated many times in the statistical literature in different forms. Indeed, the definitions of auxiliary information are numerous and there is no general and accepted definition of what auxiliary information is. Some statistical methods, such as stratification, calibration or Raking-Ratio assume that a priory auxiliary information given by the probability of sets of one or more partitions is known by the statistician. Nevertheless, such a definition of what auxiliary information can be is very limited and is limited to a few cases of particular statistical studies. Other definitions of auxiliary information and some of the consequences of using this information can be found in the statistical literature. In this paper, the auxiliary information is approached from a general point of view through a hypothesis of asymptotic reduction of the quadratic risk. In the statistic literature, the notion of auxiliary information is used to speak of better quality estimates. However, the exploitation of auxiliary information in order to increase the power of the tests has never been studied in the literature to the author's knowledge. The advantage of improving the power of these tests is important since it makes it possible to accept fewer samples on average under the alternative hypothesis. There are many possible applications of these results: medicine, economics, industry, statistical study, ...

Framework. Let X_1, \dots, X_n, X be i.i.d. random variables defined on the same probability space $(\Omega, \mathcal{T}, \mathbb{P})$ with same unknown law $P = \mathbb{P}^X$ on some measurable space $(\mathcal{X}, \mathcal{T}')$. We endow the measurable space $(\mathcal{X}, \mathcal{T}')$ with P in order to get a probability space. We denote $P(f) = \mathbb{E}[f(X)]$, \mathbb{P}_n the empirical measure defined by $\mathbb{P}_n(f) = \frac{1}{n} \sum_{i=1}^n f(X_i)$ and α_n the empirical process defined by $\alpha_n(f) = \sqrt{n}(\mathbb{P}_n(f) - P(f))$, for all P -measurable functions $f : \mathcal{X} \rightarrow \mathbb{R}$. By convenience, for $A \in \mathcal{T}'$ we denote $\mathbb{P}_n(A) = \mathbb{P}_n(\mathbb{1}_A)$. For a P -measurable function $f = (f_1, \dots, f_m) : \mathcal{X} \rightarrow \mathbb{R}^m$ let denote $P[f] = (P(f_1), \dots, P(f_m))$ and the same notation is used for \mathbb{P}_n and α_n .

Organization. We present and justify the new statistical tests which exploit the auxiliary information. The two following sections describe the method and expose the main results for the modified tests with auxiliary information. Section 2 concerns the Z -test while Section 3 deals with the chi-square test. Some examples are treated for the two improved tests in Section 4. In particular, we will show the efficiency of these new methods which take into account the auxiliary information. A non-exhaustive list of the literature surrounding the topic of the auxiliary information is also given in this section.

2 Result for the Z -test

Notation. In this section, we suppose that the random variables X_i are real. We denote by $\mathbb{E}[X]$ and σ^2 respectively the common expectation and variance of all variables X_i . We are interested by a statistical test based on the null

hypothesis $(H_0) : \mathbb{E}[X] = \mu$ and the complementary hypothesis $(H_1) : \mathbb{E}[X] \neq \mu$. The classical statistic for this hypothesis is given by

$$Z_n = \frac{\sqrt{n}(\bar{X}_n - \mu)}{\sigma_n},$$

where σ_n is a consistent estimation of the standard deviation σ , $\bar{X}_n = \mathbb{P}_n(\text{id}) = \frac{1}{n} \sum_{i=1}^n X_i$ is the empirical mean. Notice that if σ is a known value then one can take $\sigma_n = \sigma$. Under (H_0) , the statistic Z_n converges weakly to the normal law $\mathcal{N}(0, 1)$ while under (H_1) this statistic goes to infinity almost surely. Then the statistical test based on the reject decision $|Z_n| > \Phi(1 - \alpha/2)$ is an asymptotic confidence level α , where Φ is the inverse of the standard normal cumulated distribution function.

Auxiliary information. Let suppose that we dispose of an estimator of $\mathbb{E}[X]$ with a lower variance than the natural and empirical estimator \bar{X}_n . Formally, we suppose that we have a statistic \hat{X}_n which satisfies the weak convergence

$$\sqrt{n}(\hat{X}_n - \mathbb{E}[X]) \xrightarrow[n \rightarrow +\infty]{} \mathcal{N}(0, \hat{\sigma}^2), \quad (1)$$

where $\sigma > \hat{\sigma}$. We give in Section 4 some examples of auxiliary information and values $\hat{\sigma}$ for this test. We define a new statistic based on the Z -test with the auxiliary information by

$$\hat{Z}_n = \frac{\sqrt{n}(\hat{X}_n - \mu)}{\hat{\sigma}_n},$$

where $\hat{\sigma}_n$ is a consistent estimation of $\hat{\sigma}$. As the usual Z -test, if $\hat{\sigma}$ is unknown, one can replace it by a consistent estimation. Under (H_0) , the new statistic \hat{Z}_n converges weakly also to the normal law $\mathcal{N}(0, 1)$. Then both statistical tests based on the reject decision $|Z_n| > \Phi(1 - \alpha/2)$, $|\hat{Z}_n| > \Phi(1 - \alpha/2)$ have the same asymptotic confidence level α . It suffices to prove that the power of the test which exploits the auxiliary information based on $|\hat{Z}_n| > \Phi(1 - \alpha/2)$ is greater than those based on $|Z_n| > \Phi(1 - \alpha/2)$. The following theorem says that the β -risk decreases exponentially when the auxiliary information is used.

Theorem 1. *Under (H_1) it holds for n large enough and every $t > 0$,*

$$\frac{\mathbb{P}(|Z_n| \leq t)}{\mathbb{P}(|\hat{Z}_n| \leq t)} \geq \exp(x_n),$$

where $x_n \underset{n \rightarrow +\infty}{\sim} n(\mathbb{E}[X] - \mu)^2(1/\hat{\sigma} - 1/\sigma)$.

Consequence. Theorem 1 implies in particular that the new Z -test with auxiliary information is twice powerful than the classical test when at least

$$n \geq \left\lceil \frac{\sigma \hat{\sigma}}{(\sigma - \hat{\sigma})(\mathbb{E}[X] - \mu)^2} \right\rceil.$$

More the values $\mathbb{E}[X]$ and μ or the values σ and $\hat{\sigma}$ are close, less the auxiliary information is interesting in the sense that one needs a large sample to exploit the information in order to multiply by two the power of the Z -test. More generally, the power of the new test is multiplied by $k > 0$ when

$$n \geq \left\lceil \frac{\sigma \hat{\sigma} \ln(k)}{(\sigma - \hat{\sigma})(\mathbb{E}[X] - \mu)^2} \right\rceil.$$

We can observe this remark by an other point of view. If we fix the size of the sample and enlarge the null hypothesis (H_0) to

$$(H_0) : |\mathbb{E}[X] - \mu| < \ln(k) / \sqrt{n(1/\hat{\sigma} - 1/\sigma)},$$

then we ensure that the power of the test is multiplied by k .

Proof of Theorem 1. The proof of this theorem is only a rewriting of those of Proposition 3 of [1] since it is a generalization of this proposition.

3 Result for the chi-square test

Notation. In this section no assumption is made on the random variables X_i , the law P or the set \mathcal{X} . Let $M \in \mathbb{N} \setminus \{0, 1\}$ and $\mathcal{A} = (A_1, \dots, A_M) \subset \mathcal{T}'$ be a partition of \mathcal{X} such that $P(A_i) \neq 0$ for all $i = 1, \dots, M$. We define the null hypothesis

$$(H_0) : \forall 1 \leq i \leq M, P(A_i) = P_0(A_i),$$

and the complementary hypothesis

$$(H_1) : \exists 1 \leq i \leq M, P(A_i) \neq P_0(A_i).$$

We denote by $P[\mathcal{A}], P_0[\mathcal{A}]$ the vectors respectively defined by $(P(A_1), \dots, P(A_M)) \in \mathbb{R}^M$ and $(P_0(A_1), \dots, P_0(A_M)) \in \mathbb{R}^M$. The events A_i could be of the form $A_i = C_i \cap D_i$ for a chi-square test for independence. The statistic for the classic chi-square test of homogeneity is given by

$$\chi_n^2 = \sum_{i=1}^M \frac{n(\mathbb{P}_n(A_i) - P_0(A_i))^2}{P_0(A_i)} = Z_n \cdot Z_n^t,$$

where

$$Z_n = \sqrt{n} \left(\frac{\mathbb{P}_n(A_1) - P(A_1)}{\sqrt{P_0(A_1)}}, \dots, \frac{\mathbb{P}_n(A_M) - P_0(A_M)}{\sqrt{P_0(A_M)}} \right).$$

Under (H_0), $P[\mathcal{A}] = P_0[\mathcal{A}]$ and the statistic χ_n^2 converges weakly to $\chi^2(M-1)$, a chi-square distribution with the degrees of freedom $DF = M-1$. As a matter of fact, under the null hypothesis, the statistic is equal to

$$\chi_n^2 = \sum_{i=1}^M \left(\frac{\alpha_n(A_i)}{\sqrt{P_0(A_i)}} \right)^2 = \alpha_n[f_{\mathcal{A}}] \cdot \alpha_n^t[f_{\mathcal{A}}],$$

where $f_{\mathcal{A}} = \left(\mathbb{1}_{A_1}/\sqrt{P_0(A_1)}, \dots, \mathbb{1}_{A_M}/\sqrt{P_0(A_M)} \right)$. According to the Cochran theorem, under (H_0) , $\chi_n^2 \rightarrow \chi^2(M-1)$ since $\alpha_n[f_{\mathcal{A}}]$ converges weakly to the singular multivariate normal $\mathcal{N}(\mathbf{0}, \Sigma_0)$ with $\mathbf{0} = 0_{\mathbb{R}^M}$ and

$$\Sigma_0 = \text{Id} - \sqrt{P[\mathcal{A}]^t} \cdot \sqrt{P[\mathcal{A}]},$$

where $\sqrt{P[\mathcal{A}]} = (\sqrt{P(A_1)}, \dots, \sqrt{P(A_M)})$. One recall for the rest of the paper that the density function of a singular multivariate normal distribution $\mathcal{N}(\mathbf{0}, \Sigma)$, where $\Sigma \in \mathcal{M}_{M,M}$ is singular, is given for all x belongs to the support of this law by

$$f_{\Sigma}(x) = \frac{1}{\sqrt{2\pi}|\Sigma|_+} \exp\left(-\frac{1}{2}x^t \cdot \Sigma^+ \cdot x\right),$$

where $|\cdot|_+$ is the pseudodeterminant and \cdot^+ is the pseudoinverse – or generalized inverse. Notice that since $\Sigma_0^2 = \Sigma_0$ then $\Sigma_0^+ = \Sigma_0$. Under (H_1) , the process $\alpha_n[f_{\mathcal{A}}] + T_n$ converges weakly to the normal law $\mathcal{N}(\mathbf{0}, \Sigma_1)$ where

$$T_n = \sqrt{n} \left(\frac{P_0(A_1) - P(A_1)}{\sqrt{P_0(A_1)}}, \dots, \frac{P_0(A_M) - P(A_M)}{\sqrt{P_0(A_M)}} \right) \quad (2)$$

$$= \sqrt{n}(P_0[\mathcal{A}] - P[\mathcal{A}]) \cdot \text{Diag}^{-1}\left(\sqrt{P_0[\mathcal{A}]}\right),$$

$$\Sigma_1 = \text{Diag}\left(\sqrt{P/P_0}[\mathcal{A}]\right) \cdot \Sigma_0 \cdot \text{Diag}\left(\sqrt{P/P_0}[\mathcal{A}]\right). \quad (3)$$

In other words, the matrix Σ_1 is defined by $\Sigma_1 = \text{Var}(f_{\mathcal{A}}(X))$, the variance matrix of the random vector $f_{\mathcal{A}}(X)$, that is,

$$(\Sigma_1)_{i,j} = \frac{1}{\sqrt{P_0(A_i)P_0(A_j)}} (P(A_i \cap A_j) - P(A_i)P(A_j)).$$

Notice that under (H_0) , $\Sigma_1 = \Sigma_0$. Under the hypothesis (H_1) , the statistic χ_n^2 does not follow a known law.

Auxiliary information. Let suppose that one have an auxiliary information available to us and one want to take into account to improve the chi-square test. That is one dispose of an estimator of $P[f_{\mathcal{A}}]$ with lower variance than the natural and empirical estimator $\mathbb{P}_n[f_{\mathcal{A}}]$. Formally, let suppose that we have a random vector $\hat{\mathbb{P}}_n \in \mathbb{R}^M$ which satisfies

$$\hat{\alpha}_n[f_{\mathcal{A}}] = \sqrt{n}(\hat{\mathbb{P}}_n - P[f_{\mathcal{A}}]) \xrightarrow[n \rightarrow +\infty]{\mathcal{L}} \mathcal{N}(0, \hat{\Sigma}),$$

where $\hat{\Sigma}$ is a $M \times M$ covariance matrix such that

$$\Sigma_1 - \hat{\Sigma} \text{ is semi-definite positive,} \quad (4)$$

$$\text{rank}(\hat{\Sigma}) = \text{rank}(\Sigma_1) = M - 1, \quad (5)$$

Condition (4) should be verified both on (H_0) and (H_1) . According to Theorem 1 of [13], condition (5) ensures that the matrix $\widehat{\Sigma}^+ - \Sigma_1^+$ is semi-definite positive. This property will be essential for our next main result. We give in Section 4 some examples of auxiliary information and matrices $\widehat{\Sigma}$ for this test which satisfy these both hypothesis. We denote by $\Sigma_{1,n}, \widehat{\Sigma}_n$ a consistent estimation of Σ_1 and $\widehat{\Sigma}$ like an empirical estimation. We define the chi-square statistic with auxiliary information by $\widehat{\chi}_n^2 = \widehat{Z}_n \cdot \widehat{Z}_n^t$ where

$$\widehat{Z}_n = \sqrt{n}(\widehat{\mathbb{P}}_n - P_0[f_{\mathcal{A}}]) \cdot S_n, \quad S_n = \sqrt{\widehat{\Sigma}_n^+ \Sigma_{1,n}}.$$

By hypothesis on $\Sigma_{1,n}$ and $\widehat{\Sigma}_n$, the matrix S_n is a consistent estimation of

$$S = \sqrt{\widehat{\Sigma}^+ \Sigma_1}. \quad (6)$$

As the same way as the classical chi-square test, under (H_0) , by construction \widehat{Z}_n converges weakly to the multivariate normal law $\mathcal{N}(\mathbf{0}, \Sigma_0)$ so the new statistic $\widehat{\chi}_n^2$ converges weakly to a $\chi^2(M-1)$ distribution. Then the statistical test based on the rejected decision $\widehat{\chi}_n^2 > t$ has the same alpha risk than the classical chi-square test based on the decision $\chi_n^2 > t$. Under (H_1) when the auxiliary information is used the following theorem establishes that the beta risk decreases exponentially. That is in other words, the power of the new test is exponentially larger.

Theorem 2. *Under (H_1) it holds for n large enough and every $t > 0$,*

$$\frac{\mathbb{P}(\chi_n^2 \leq t)}{\mathbb{P}(\widehat{\chi}_n^2 \leq t)} \geq \exp(x_n), \quad (7)$$

where $x_n \underset{n \rightarrow +\infty}{\sim} \frac{1}{2} T_n \cdot (\widehat{\Sigma}^+ - \Sigma_1^+) \cdot T_n^t$ where T_n is defined by (2).

Consequence. The sequence x_n goes to infinity since $\widehat{\Sigma}^+ - \Sigma_1^+$ is semi-definite positive as previously stated. According to Theorem 2, asymptotically the chi-square test with auxiliary information would be exponentially more powerful than the classical chi-square test without auxiliary information. For example, by using (7) the chi-square test with auxiliary information would be twice as powerful than the usual chi-square test if $x_n \geq 1$. We study in Section 4 some examples where this is the case.

Proof of Theorem 2. Under (H_1) , the processes $Z_n + T_n$ and $\widehat{Z}_n + T_n$ converge to the singular multivariate normal $\mathcal{N}(\mathbf{0}, \Sigma_1)$ and $\mathcal{N}(\mathbf{0}, \Sigma_1)$ where T_n is defined by (2), Σ_1 by (3) and

$$\widehat{T}_n = T_n \cdot S = \sqrt{n}(P_0[A] - P[A]) \cdot S, \quad (8)$$

with S defined by (6). Then as n goes to infinity it holds

$$\begin{aligned} \mathbb{P}(\chi_n^2 \leq t) &\underset{n \rightarrow +\infty}{\sim} \mathbb{P}(N_n \cdot N_n^t \leq t), \\ \mathbb{P}(\widehat{\chi}_n^2 \leq t) &\underset{n \rightarrow +\infty}{\sim} \mathbb{P}(\widehat{N}_n \cdot \widehat{N}_n^t \leq t), \end{aligned}$$

where $N_n = Z - T_n, \hat{N}_n = Z' - \hat{T}_n$ with $Z, Z' \sim \mathcal{N}(\mathbf{0}, \Sigma_1)$. Moreover, on the one hand,

$$\{N_n \cdot N_n^t \leq t\} \supset \{\|N_n\|_\infty \leq \sqrt{t/M}\} = \{Z \in A_n\},$$

where $A_n = [T_n - \sqrt{t/M}, T_n + \sqrt{t/M}]$ and on the other hand,

$$\{\hat{N}_n \cdot \hat{N}_n^t \leq t\} \subset \{\|\hat{N}_n\|_\infty \leq \sqrt{t}\} = \{Z \in B_n\},$$

where $B_n = [\hat{T}_n - \sqrt{t}, \hat{T}_n + \sqrt{t}]$. These three last statements imply

$$\frac{\mathbb{P}(\chi_n^2 \leq t)}{\mathbb{P}(\hat{\chi}_n^2 \leq t)} \underset{n \rightarrow +\infty}{\sim} \frac{\mathbb{P}(N_n \cdot N_n^t \leq t)}{\mathbb{P}(\hat{N}_n \cdot \hat{N}_n^t \leq t)} \geq \frac{\inf_{A_n} f_{\mathcal{N}(\mathbf{0}, \Sigma_1)}}{\sup_{B_n} f_{\mathcal{N}(\mathbf{0}, \Sigma_1)}}. \quad (9)$$

According to Bolzano-Weierstrass theorem, there exists $t_0 = (t_{0,1}, \dots, t_{0,M}), t_1 = (t_{1,1}, \dots, t_{1,M}) \in \mathbb{R}^M$ such that $|t_{i,j}| < \sqrt{t}$ for any $i = 1, 2$ and $j = 1, \dots, M$ which satisfy

$$\begin{aligned} \frac{\inf_{A_n} f_{\mathcal{N}(\mathbf{0}, \Sigma_1)}}{\sup_{B_n} f_{\mathcal{N}(\mathbf{0}, \Sigma_1)}} &= \frac{f_{\mathcal{N}(\mathbf{0}, \Sigma_1)}(T_n + t_1)}{f_{\mathcal{N}(\mathbf{0}, \Sigma_1)}(\hat{T}_n + t_0)} \\ &= \exp\left(\frac{1}{2} \left((\hat{T}_n + t_0) \cdot \Sigma_1^+ \cdot (\hat{T}_n + t_0)^t - (T_n + t_1) \cdot \Sigma_1^+ \cdot (T_n + t_1)^t \right)\right). \end{aligned}$$

Since t_0, t_1 are fixed and $\|T_n\|_\infty, \|\hat{T}_n\|_\infty$ goes to infinity then

$$\frac{\inf_{A_n} f_{\mathcal{N}(\mathbf{0}, \Sigma_1)}}{\sup_{B_n} f_{\mathcal{N}(\mathbf{0}, \Sigma_1)}} \underset{n \rightarrow +\infty}{\sim} \exp\left(\frac{1}{2} \left(\hat{T}_n \cdot \Sigma_1^+ \cdot \hat{T}_n^t - T_n \cdot \Sigma_1^+ \cdot T_n^t \right)\right),$$

and by using (2), (6) and (8) one have $\hat{T}_n \cdot \Sigma_1^+ \cdot \hat{T}_n^t = T_n \cdot \hat{\Sigma}^+ \cdot T_n^t$. This implies that

$$\frac{\inf_{A_n} f_{\mathcal{N}(\mathbf{0}, \Sigma_1)}}{\sup_{B_n} f_{\mathcal{N}(\mathbf{0}, \Sigma_1)}} \underset{n \rightarrow +\infty}{\sim} \exp\left(\frac{1}{2} T_n \cdot (\hat{\Sigma}^+ - \Sigma_1^+) \cdot T_n^t\right). \quad (10)$$

Inequality (7) is a direct consequence of (9) and (10).

4 Statistical examples

For all numerical examples presented in this section we work with the distribution $P = \mathbb{P}^X$ described by the Figure 1. In particular, $\mathbb{E}[X] = 0, \sigma^2 = \text{Var}(X) = 7/24 \simeq 0.292$. In Subsection 4.1 we deal with an auxiliary information given by the probabilities of sets of given partitions. The method to treat this specific information is described and two examples are given for the two tests. A simulation in the case of the Z -test is also given in this subsection. In Subsection 4.2 one deal with general auxiliary information. We give a general point of view of the auxiliary information and we give a concrete example for both tests. A simulation in the case of the chi-square test is also given in this subsection.

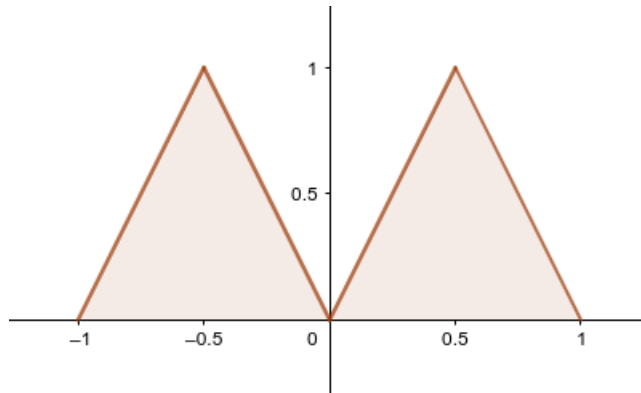


Figure 1: Law of X

4.1 Raking-Ratio method

Presentation. The Raking-Ratio method is a statistical and computational method in order to take into account the auxiliary information given by the knowledge of $P[\mathcal{A}^{(N)}] = (P(A_1^{(1)}), \dots, P(A_{m_N}^{(N)}))$ where $\mathcal{A}^{(N)} = \{A_1^{(N)}, \dots, A_{m_N}^{(N)}\} \subset \mathcal{T}'$ are partitions of \mathcal{X} and $m_N \in \mathbb{N}^*$ is the size of the partition $\mathcal{A}^{(N)}$, for all $N \in \mathbb{N}^*$. It was introduced by Deming and Stephan [5] as a method to determine the projection of the empirical measure on the set of discrete probability measures satisfying all the constraints given by the auxiliary information. They did a mistake [11] since this algorithm does not find this projection with respect to the chi-square distance. Ireland and Kullback [8] have nevertheless proved that this method converges to this projection with respect to the Kullback-Leibler distance. This method was studied along the twentieth century – see [4, 10, 4, 9, 3, 6] – but few of these results are satisfactory since they do not allow to prove theoretically that this method makes it possible to improve empirical estimates. Albertus and Berthet [2] studied this method from a new point of view, that of the empirical process theory, and they gave general results for infinite collection of estimators satisfying some metric entropy conditions. In [1], the author studied the behavior of the empirical process associated to the Raking-Ratio method when the information is given by an estimation or a learning and no more necessarily by an exact information. The two following paragraphs apply these theoretical results in the context of the improved Z -test and the improved chi-square test.

Raking-Ratio for the Z -test. To use the result of Section 2 an empirical estimator of $\mathbb{E}[X]$ more efficient than the empirical mean \bar{X}_n in the sense given by the condition (1) is necessary. The Raking-Ratio method gives a better estimator by exploiting iteratively the auxiliary information given by the knowledge of all $P[\mathcal{A}^{(N)}]$. In our case, the raked empirical mean is given by $\bar{X}_n^{(0)} = \bar{X}_n$

and for all $N \in \mathbb{N}$,

$$\bar{X}_n^{(N+1)} = \sum_{j=1}^{m_{N+1}} \frac{\overline{X \mathbb{1}_{A_j^{(N+1)}}}^{(N)} P(A_j^{(N+1)})}{\overline{\mathbb{1}_{A_j^{(N+1)}}}^{(N)}}.$$

An example of calculation of the raked empirical mean is given at the appendix A of [1]. We denote $(\sigma^{(N)})^2 = n \text{Var}(\bar{X}_n^{(N)})$. Albertus and Berthet proved that condition (1) is satisfied by letting $\hat{X}_n = \bar{X}_n^{(N)}$ for some fixed $N \in \mathbb{N}$, since they established that

$$(\sigma^{(N)})^2 = \sigma^2 - \sum_{k=1}^N (\Phi_k^{(N)})^t \cdot C_k \cdot \Phi_k^{(N)},$$

where $C_k \in \mathcal{M}_{m_k, m_k}$ and $\Phi_k^{(N)} \in \mathcal{M}(m_k, 1)$ are the matrices defined by

$$\begin{aligned} C_k &= \text{Diag}(P[\mathcal{A}^{(k)}]) - P[\mathcal{A}^{(k)}]^t \cdot P[\mathcal{A}^{(k)}], \\ \Phi_k^{(N)} &= (\mathbb{E}[X|A_1^{(k)}], \dots, \mathbb{E}[X|A_{m_k}^{(k)}])^t \\ &+ \sum_{\substack{1 \leq L \leq N-k \\ k < l_1 < l_2 < \dots < l_L \leq N}} (-1)^L \mathbf{P}_{\mathcal{A}^{(l_1)}|\mathcal{A}^{(k)}} \mathbf{P}_{\mathcal{A}^{(l_2)}|\mathcal{A}^{(l_1)}} \dots \mathbf{P}_{\mathcal{A}^{(l_L)}|\mathcal{A}^{(l_{L-1})}} \begin{pmatrix} \mathbb{E}[X|A_1^{(k)}] \\ \vdots \\ \mathbb{E}[X|A_{m_{l_L}}^{(l_L)}] \end{pmatrix}, \end{aligned} \quad (11)$$

and $\mathbf{P}_{\mathcal{A}^{(i)}|\mathcal{A}^{(j)}} \in \mathcal{M}_{m_j, m_i}$ are stochastic matrices defined by

$$(\mathbf{P}_{\mathcal{A}^{(i)}|\mathcal{A}^{(j)}})_{k,l} = P(A_l^{(i)}|A_k^{(j)}), \quad \forall i, j \in \mathbb{N}^*, \quad \forall 1 \leq l \leq m_i, \quad \forall 1 \leq k \leq m_j.$$

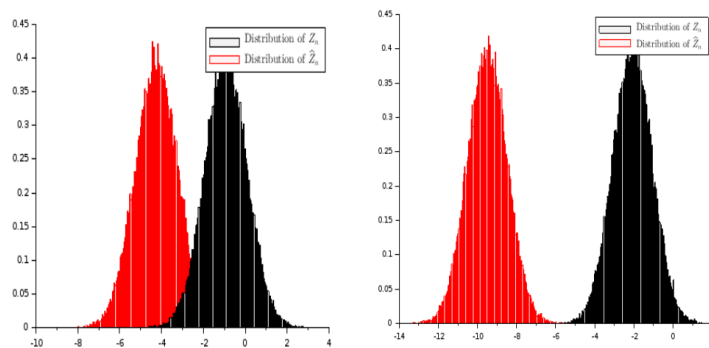
Since C_k are covariance matrices, and in particular semi-definite positive matrices, then $\sigma^{(N)} \leq \sigma$ for all $N \in \mathbb{N}$. In [1] the author gives in a more general way some examples of possible and explicit values of $\sigma^{(N)}$ for $N = 1, 2$ when $\mathcal{A}^{(1)} = \{A, A^C\}$, $\mathcal{A}^{(2)} = \{B, B^C\}$. In our case these values are

$$\begin{aligned} (\sigma^{(1)})^2 &= \sigma^2 - p_A p_{\bar{A}} (\mathbb{E}[X|A] - \mathbb{E}[X|A^C])^2, \\ (\sigma^{(2)})^2 &= \sigma^2 - p_B p_{\bar{B}} (\mathbb{E}[X|B] - \mathbb{E}[X|B^C])^2 \\ &- \left(p_A p_{\bar{A}} + \frac{p_B p_{\bar{B}} (p_{A \cap B} - p_A p_B)}{p_A^2 p_{\bar{A}}^2} \right) (\mathbb{E}[X|A] - \mathbb{E}[X|A^C])^2. \end{aligned}$$

where $p_A = P(A)$, $p_{\bar{A}} = P(A^C)$, $p_B = P(B)$, $p_{\bar{B}} = P(B^C)$, $p_{A \cap B} = P(A \cap B)$. If we set $\mathcal{A}^{(2k-1)} = \mathcal{A}^{(1)}$ and $\mathcal{A}^{(2k)} = \mathcal{A}^{(2)}$ for $k > 1$ then the value $\sigma^{(\infty)}$, the variance of $\bar{X}_n^{(N)}$ when N goes to infinity, that is when the Raking-Ratio method converges, is given by the following formula – see (2.12) of [1]:

$$(\sigma^{(\infty)})^2 = \sigma^2 - \frac{p_A p_B (p_A \Delta_A^2 + p_B \Delta_B^2 - p_A p_B (\Delta_A - \Delta_B)^2 - 2p_{AB} \Delta_A \Delta_B)}{p_A p_B p_{\bar{A}} p_{\bar{B}} - (p_{AB} - p_A p_B)^2},$$

Figure 2: Distribution of Z_n and \hat{Z}_n for $n = 100$ and $n = 500$



where

$$\begin{aligned}\Delta_A &= \mathbb{E}[X|A] - \mathbb{E}[X] = \mathbb{E}[X|A], \\ \Delta_B &= \mathbb{E}[X|B] - \mathbb{E}[X] = \mathbb{E}[X|B].\end{aligned}$$

When the events A and B are independent then one have

$$(\sigma^{(\infty)})^2 = (\sigma^{(2)})^2 = (\sigma^{(1)})^2 - p_B p_{\bar{B}} (\mathbb{E}[X|B] - \mathbb{E}[X|B^C])^2.$$

In the independent case, since $\sigma^{(\infty)} = \sigma^{(2)}$, the Raking-Ratio method could be stopped with $N = 2$ steps.

Simulation and benchmark. Let apply the previous results with X following the distribution given by Figure 1 and let be the following independent sets

$$A = \{X \in [-0.5, 0] \cup [0.5, 1]\}, \quad B = \{X \leq 0\}$$

$A = \{X \in [-0.5, 0] \cup [0.5, 1]\}, B = \{X \leq 0\}$ which satisfy $P(A) = P(B) = 0.5, \mathbb{E}[X|A] = 1/6 = -\mathbb{E}[X|A^C], \mathbb{E}[X|B] = -0.5 = \mathbb{E}[X|B^C]$. With these sets one have

$$\begin{aligned}(\sigma^{(1)})^2 &= \sigma^2 - 1/36 = 19/72 \simeq 0.264, \\ (\sigma^{(\infty)})^2 &= (\sigma^{(2)})^2 = (\sigma^{(1)})^2 - 1/4 = 1/72 \simeq 0.014.\end{aligned}$$

We consider the hypothesis $\mu = 0.05$ in the aim to be under the (H_1) hypothesis. In this case, we have according to Theorem 1, for $N = 1$, $x_n \sim 0.00024n$ and for $N = 2$ or $N = \infty$, $x_n \sim 0.01658n$. Figures 2 and 3 represent respectively the law of Z_n and \hat{Z}_n for $N = 2$ or $N = \infty$ by the black and red plots. By Monte-Carlo the gain of the power of some values of n and for a fixed t and $N = 2$ or $N = \infty$ are estimated and regrouped in Table 1.

Raking-Ratio for the chi-square tests. To use the result of Section 3 an empirical estimator of

$$P[f_\alpha] = \left(\frac{P(A_1)}{\sqrt{P_0(A_1)}}, \dots, \frac{P(A_m)}{\sqrt{P_0(A_m)}} \right),$$

Figure 3: Distribution of Z_n and \hat{Z}_n for $n = 1000$ and $n = 2000$

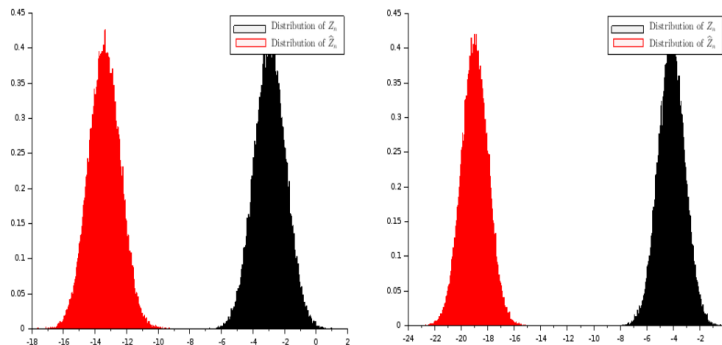


Table 1: Estimated gain for the Z -test

| n | 10 | 50 | 100 | 200 | 500 | 1000 | 2000 |
|---|------|-------|------|------|-------|-------|-------|
| t | 0.5 | 0.5 | 4 | 5 | 10 | 12 | 17 |
| $\mathbb{P}(Z_n \leq t) / \mathbb{P}(\hat{Z}_n \leq t)$ | 2.09 | 39.26 | 2.46 | 6.21 | 14.39 | 12.66 | 41.10 |

more efficient than the empirical estimator

$$\mathbb{P}_n[f_\alpha] = \left(\frac{\mathbb{P}_n(A_1)}{\sqrt{P_0(A_1)}}, \dots, \frac{\mathbb{P}_n(A_M)}{\sqrt{P_0(A_M)}} \right),$$

in the sense given by condition (4) is needed. The Raking-Ratio algorithm gives again a better estimator with the auxiliary information given by the knowledge of all $P[\mathcal{A}^{(N)}]$. The raked estimator of $P[f_\alpha]$ is given by

$$\mathbb{P}_n^{(N)}[f_\alpha] = \left(\frac{\mathbb{P}_n^{(N)}(A_1)}{\sqrt{P_0(A_1)}}, \dots, \frac{\mathbb{P}_n^{(N)}(A_M)}{\sqrt{P_0(A_M)}} \right),$$

where $\mathbb{P}_n^{(N)}(f)$ is iteratively defined, for a real-valued measurable function f , by $\mathbb{P}_n^{(0)}(f) = \mathbb{P}_n(f)$ and for all $N \in \mathbb{N}$,

$$\mathbb{P}_n^{(N+1)}(f) = \sum_{j=1}^{m_{N+1}} \frac{\mathbb{P}_n^{(N)}(f \mathbf{1}_{A_j^{(N+1)}}) P(A_j^{(N+1)})}{\mathbb{P}_n^{(N)}(\mathbf{1}_{A_j^{(N+1)}})}.$$

Results of Albertus and Berthet imply in particular that the process

$$\alpha_n^{(N)}[f_{\mathcal{A}}] = \sqrt{n}(\mathbb{P}_n^{(N)}[f_\alpha] - P[f_\alpha]),$$

converges to the singular multivariate normal law $\mathcal{N}(0, \Sigma^{(N)})$ with $\Sigma^{(N)}$ is the covariance matrix defined by

$$\Sigma^{(N)} = \Sigma_1 - \sum_{k=1}^N (\Phi_k^{(N)})^t \cdot C_k \cdot \Phi_k^{(N)}$$

where Σ_1 is defined by (3), $C_k \in \mathcal{M}_{m_k, m_k}$ are the same covariance matrices defined below by (11) and the vectors $\Phi_k^{(N)} \in \mathcal{M}_{m_k, M}$ are defined for all $i = 1, \dots, M$ by

$$\begin{aligned} (\Phi_k^{(N)})_{\cdot, i} &= \frac{1}{\sqrt{P_0(A_i)}} (P(A_i|A_1^{(k)}), \dots, P(A_i|A_{m_k}^{(k)}))^t \\ &+ \frac{1}{\sqrt{P_0(A_i)}} \sum_{\substack{1 \leq L \leq N-k \\ k < l_1 < l_2 < \dots < l_L \leq N}} (-1)^L \mathbf{P}_{\mathcal{A}^{(l_1)}|\mathcal{A}^{(k)}} \mathbf{P}_{\mathcal{A}^{(l_2)}|\mathcal{A}^{(l_1)}} \dots \mathbf{P}_{\mathcal{A}^{(l_L)}|\mathcal{A}^{(l_{L-1})}} \begin{pmatrix} P(A_i|A_1^{(l_L)}) \\ \vdots \\ P(A_i|A_{m_{l_L}}^{(l_L)}) \end{pmatrix}, \end{aligned}$$

and $\mathbf{P}_{\mathcal{A}^{(i)}|\mathcal{A}^{(j)}} \in \mathcal{M}_{m_j, m_i}$ are stochastic matrices defined below. The matrix $\Sigma^{(N)}$ ensures condition (4) so if condition (5) is satisfied one can apply the results of Theorem 1 with $\hat{\alpha}_n = \alpha_n^{(N)}[f_{\mathcal{A}}] = (\alpha_n(\mathbf{1}_{A_1}/\sqrt{P_0(A_1)}), \dots, \alpha_n(\mathbf{1}_{A_M}/\sqrt{P_0(A_M)}))$ for some fixed $N \in \mathbb{N}$. Let study the simple case where the auxiliary information is given by $N = 1, 2$, $\mathcal{A}^{(1)} = \{A^{(1)}, \overline{A^{(1)}}\}$, $\mathcal{A}^{(2)} = \{A^{(2)}, \overline{A^{(2)}}\}$ where

$$A^{(1)} = \{X \in [-0.5, 0] \cup [0.5, 1]\}, \quad A^{(2)} = \{X \leq 0\}.$$

Let work on the categories for the chi-square test given by $M = 2$ and $\mathcal{A} = \{A, \overline{A}\}$ where $A = \{X \leq 0.5\}$. The event A is dependent from the events $A^{(1)}, A^{(2)}$ so the auxiliary information In this framework one have

$$\begin{aligned} \Phi_1^{(1)} &= \frac{1}{\sqrt{2}} \begin{pmatrix} \frac{1}{\sqrt{20}} & \frac{1}{\sqrt{12}} \\ \frac{1}{\sqrt{5}} & 0 \end{pmatrix}, & \Phi_1^{(2)} &= \frac{1}{4\sqrt{2}} \begin{pmatrix} -\frac{1}{\sqrt{5}} & \frac{1}{\sqrt{3}} \\ \frac{1}{\sqrt{5}} & -\frac{1}{\sqrt{3}} \end{pmatrix}, \\ \Phi_2^{(2)} &= \frac{1}{\sqrt{2}} \begin{pmatrix} \frac{1}{\sqrt{5}} & 0 \\ \frac{1}{\sqrt{20}} & \frac{1}{\sqrt{12}} \end{pmatrix}, & C_1 = C_2 &= \frac{1}{4} \begin{pmatrix} 1 & -1 \\ -1 & 1 \end{pmatrix}. \end{aligned}$$

The covariance matrices $\Sigma_1, \Sigma^{(N)}$ for $N = 1, 2$ are given by

$$\begin{aligned} \Sigma_1 &= \frac{1}{2} \begin{pmatrix} \frac{3}{5} & -\sqrt{\frac{3}{5}} \\ -\sqrt{\frac{3}{5}} & 1 \end{pmatrix}, \\ \Sigma^{(1)} &= \Sigma_1 - (\Phi_1^{(1)})^t \cdot C_1 \cdot \Phi_1^{(1)} = \frac{1}{16} \begin{pmatrix} \frac{23}{5} & -\frac{23}{\sqrt{15}} \\ -\frac{23}{\sqrt{15}} & \frac{23}{3} \end{pmatrix} \\ \Sigma^{(2)} &= \Sigma_1 - (\Phi_1^{(2)})^t \cdot C_1 \cdot \Phi_1^{(2)} - (\Phi_2^{(2)})^t \cdot C_2 \cdot \Phi_2^{(2)} \\ &= \frac{23}{16} \begin{pmatrix} \frac{1}{5} & -\frac{1}{\sqrt{15}} \\ -\frac{1}{\sqrt{15}} & \frac{1}{3} \end{pmatrix}, \end{aligned}$$

and the pseudo-inverse of $\Sigma^{(1)}, \Sigma^{(2)}$ are equal to

$$\begin{aligned}\Sigma_1^+ &= \frac{1}{32} \begin{pmatrix} 15 & -5\sqrt{15} \\ -5\sqrt{15} & 25 \end{pmatrix} \simeq \begin{pmatrix} 0.469 & -0.605 \\ -0.605 & 0.781 \end{pmatrix}, \\ (\Sigma^{(1)})^+ &= \frac{15}{94} \begin{pmatrix} 3 & -\sqrt{15} \\ -\sqrt{15} & 5 \end{pmatrix} \simeq \begin{pmatrix} 0.479 & -0.618 \\ -0.618 & 0.798 \end{pmatrix}, \\ (\Sigma^{(2)})^+ &= \frac{15}{92} \begin{pmatrix} 3 & -\sqrt{15} \\ -\sqrt{15} & 5 \end{pmatrix} \simeq \begin{pmatrix} 0.489 & -0.631 \\ -0.631 & 0.815 \end{pmatrix}.\end{aligned}$$

Matrices $\Sigma^{(1)}$ and $\Sigma^{(2)}$ satisfy both condition (5). According to Theorem 2, if $\hat{\mathbb{P}}_n = \mathbb{P}_n^{(N)}[f_\alpha]$ for $N = 1, 2$ one have $\mathbb{P}(\chi_n^2 \leq t) / \mathbb{P}(\hat{\chi}_n^2 \leq t) \geq \exp(x_n)$ with respectively $x_n \sim 0.000887n$ and $x_n \sim 0.001812n$.

4.2 General auxiliary information

Literature. Many definitions of the auxiliary information could be found among the literature concerning this subject. Some authors gave their own definition of the auxiliary information and they established some results in order to prove the efficiency of the use of auxiliary information. Nevertheless, most part of these definitions does not include some natural examples of what auxiliary information can be. For example, Dmitriev and Tarasenko [7] defined the auxiliary information as the knowledge of probabilities $P(g_1), \dots, P(g_m)$ for some measure functions g_1, \dots, g_m or whe an approximation of these probabilities is known. They determined the projection of the empirical measure which minimize the Kullback-Leibler divergence over the set of the probability measures satisfying the information. For another example, in [14, 16, 15], Zang defined the auxiliary information as a known function which the expectation cancels, that is a measurable real-valued function g such that $\mathbb{E}[g(X)] = 0$ and he established some results when an information of this kind is known. However, these definitions do not scope the concept of auxiliary information. For instance, if the auxiliary information is given by the knowledge of the variance of X , this definition does not support this one since $\mathbb{E}[X] = P(X^2) - P(X)^2$ could not be written as the expectation of a function.

General auxiliary information. A very general definition is given by Tarima and Pavlov – see [12] – where the auxiliary information is defined as an unbiased estimator which satisfies a CLT. Their result is general since the auxiliary information can be of any kind, can be given by several sources of auxiliary information and can even be uncertain, that is an estimate of the true auxiliary information under certain conditions. To illustrate the results of Sections 2 and 3, the two following paragraphs present the case when the conditional mean of interest variables is known. More formally, let suppose that X is real random variable such that its conditional expectation conditional on an event is known. In this paragraph, let work on real random variables X_1, \dots, X_n such that the expectation of X conditional on the event that X belongs to some predefined set $C \in \mathcal{T}'$ is known. Thereby the auxiliary information is given

by $P(X|C) = P(X\mathbb{1}_C)/P(C)$. This kind of auxiliary is not supported by the definitions of auxiliary information given by Dmitriev and Tarasenko or Zang recalled below.

Conditional mean auxiliary information for the Z -test. In this paragraph, the way the auxiliary information $P(X|C)$ can be exploited in the case of the Z -test is presented. Let denote

$$\mathbb{P}_n(X|C) = \frac{\mathbb{P}_n(X\mathbb{1}_C)}{\mathbb{P}_n(C)}, \quad (12)$$

the natural empirical estimation of the auxiliary information $P(X|C)$. One want to take into account this auxiliary information in the aim to suggest an estimator \hat{X}_n of $P(X)$ with a lower variance than the natural empirical estimator $\mathbb{P}_n(X)$. With this new estimator, the conditions of Theorem 1 would be satisfied. To make the parallel with the article of Tarima and Pavlov, let adopt the same notation than their article. Let suppose in this paragraph that one have one exact auxiliary information but an uncertain auxiliary information can be considered, given for example by an estimate based on another larger independent sample. In our case one have $I = 1$ data source, $J_1 = 1$ auxiliary information and

$$\Theta = P(X) = \mathbb{E}[X], \quad \hat{\Theta} = \mathbb{P}_n(X) = \frac{1}{n} \sum_{i=1}^n X_i,$$

$$\tilde{\mathcal{B}} = \mathcal{B} = P(X|C), \quad \hat{\mathcal{B}} = \mathbb{P}_n(X|C).$$

With these values one have

$$K_{11} = \text{Var}(\hat{\Theta}) = \sigma^2$$

$$K_{12} = \text{Cov}(\hat{\mathcal{B}}, \hat{\Theta}) = \text{Cov}(\mathbb{P}_n(X|C), \mathbb{P}_n(X))$$

$$K'_{22} = \text{Var}(\hat{\mathcal{B}}) = \text{Var}(\mathbb{P}_n(X|C)), \quad K''_{22} = \text{Var}(\tilde{\mathcal{B}}) = 0,$$

$$K_{22} = K'_{22} + K''_{22} = K'_{22} = \text{Var}(\mathbb{P}_n(X|C)).$$

The elements K_{11}, K_{12}, K_{22} are unknown or could not be expressed simply since the estimator $\mathbb{P}_n(X|C)$ is a quotient of the empirical measure. Therefore the first suggested estimator of Tarima and Pavlov

$$\hat{\Theta}^0 = \hat{\Theta} - K_{12}K_{22}^{-1}(\hat{\mathcal{B}} - \tilde{\mathcal{B}})$$

$$= \mathbb{P}_n(X) - K_{12}K_{22}^{-1}(\mathbb{P}_n(X|C) - P(X|C)),$$

which exploits the auxiliary information $P(X|C)$ is impossible to evaluate. This case is common and it is for that reason that these authors suggested to replace these unknown values by consistent estimators of them. Values K_{11}, K_{12}, K_{22} can be estimated by the following values $\hat{K}_{11} = \frac{1}{n} \text{Var}_n(X)$, $\hat{K}_{22} = \frac{1}{n} \text{Var}_n(X|C)$ where Var_n means the empirical variance estimator and

$$\hat{K}_{12} = \frac{1}{n} (\mathbb{P}_n(X^2|C) - \mathbb{P}_n(X)P(X|C)).$$

With these consistent estimators, Tarima and Pavlov suggest to use the statistic

$$\begin{aligned}\hat{\Theta}^* &= \hat{\Theta} - \hat{K}_{12}\hat{K}_{22}^{-1}(\hat{\mathcal{B}} - \tilde{\mathcal{B}}) \\ &= \mathbb{P}_n(X) - \hat{K}_{12}\hat{K}_{22}^{-1}(\mathbb{P}_n(X|C) - P(X|C)).\end{aligned}$$

By taking $a_n = \sqrt{n}$ the first Tarima and Pavlov conditions mentioned in Section 1.3 of their paper are respected. More precisely, $\zeta_{1n} = 0$, $\Sigma''_{22} = 0$ and

$$\begin{aligned}\xi_n &= a_n(\hat{\Theta} - \Theta) \xrightarrow[n \rightarrow +\infty]{\mathcal{L}} \xi = \mathcal{N}(\mathbf{0}, \Sigma_{11}), \\ \tau_n &= a_n(\hat{\mathcal{B}} - \mathcal{B}) \xrightarrow[n \rightarrow +\infty]{\mathcal{L}} \tau = \mathcal{N}(0, \Sigma'_{22}), \\ nK'_{22} &= \text{Var}(\alpha_n(X|C)) \xrightarrow[n \rightarrow +\infty]{} \Sigma'_{22},\end{aligned}$$

where $\mathbf{0} = 0_{\mathbb{R}^M}$, $\Sigma'_{22} = \text{Var}(X|C)$ and $\Sigma_{11} = K_{11}$. This implies that

$$a_n(\hat{\Theta}^0 - \Theta) = \sqrt{n}(\mathbb{P}_n(X|C) - K_{12}K_{22}^{-1}P(X|C)) \xrightarrow[n \rightarrow +\infty]{\mathcal{L}} \mathcal{N}\left(0, \Sigma_{11} - \frac{\Sigma_{12}^2}{\Sigma_{22}}\right),$$

where

$$\begin{aligned}\Sigma_{12} &= \text{Cov}(\xi, \tau) = \frac{1}{P(C)}\text{Cov}(X\mathbb{1}_C, X) = \mathbb{E}[X^2|C] - \mathbb{E}[X] \mathbb{E}[X|C], \\ \Sigma_{22} &= \Sigma'_{22} = \text{Var}(X|C).\end{aligned}$$

Conditions of Proposition 2 of Tarima and Pavlov are respected since the following asymptotic behaviour is satisfied according to the law of large number:

$$\begin{aligned}a_n^2(\hat{K}_{12} - K_{12}) &= a_n^2(\hat{K}_{12} - \Sigma_{12}) - a_n^2(K_{12} - \Sigma_{12}) \xrightarrow[n \rightarrow +\infty]{\text{a.s.}} \mathbf{0}, \\ a_n^2(\hat{K}_{22} - K_{22}) &= a_n^2(\hat{K}_{22} - \Sigma_{22}) - a_n^2(K_{22} - \Sigma_{22}) \xrightarrow[n \rightarrow +\infty]{\text{a.s.}} 0.\end{aligned}$$

By letting

$$\hat{X}_n = \hat{\Theta}^* = \mathbb{P}_n(X) - \hat{K}_{12}\hat{K}_{22}^{-1}(\mathbb{P}_n(X|C) - P(X|C)),$$

Proposition 1 and Proposition 2 of Tarima and Pavlov imply that

$$\begin{aligned}\sqrt{n}(\hat{X}_n - \mathbb{E}[X]) &= \sqrt{n}(\hat{\Theta}^* - \Theta) \\ &= \sqrt{n}(\mathbb{P}_n(X) - \mathbb{E}[X] - \hat{K}_{12}\hat{K}_{22}^{-1}(\mathbb{P}_n(X|C) - P(X|C))),\end{aligned}$$

converges weakly to the multivariate $\mathcal{N}(\mathbf{0}, \hat{\sigma}^2)$ where $\hat{\sigma}^2 = \sigma^2 - P(C)\text{Var}(X|C)$ with $\text{Var}(X|C) = P(X^2|C) - P^2(X|C)$ the variance of X conditional on the event C . According to Theorem 1, the diminution of the ratio risk of the Z -test with auxiliary information is asymptotically at least $\exp(x_n)$ where

$$x_n \sim \frac{n(\mathbb{E}[X] - \mu)^2}{\sigma} \left(\frac{1}{\sqrt{1 - P(C)\text{Var}(X|C)/\sigma^2}} - 1 \right).$$

If one apply the previous results with $C = \{|X| \leq 0.5\}$ and $\mu = 0.05$ in order to be under the (H_1) hypothesis. With these elements one have $x_n \sim 0.00029n$.

Conditional mean auxiliary information for the chi-square test. Let reuse the same notation $\mathbb{P}_n(X|C)$ defined by (12) in the previous paragraph for the natural and empirical estimation of $P(X|C)$. Remind that the function vector

$$f_{\mathcal{A}} = (\mathbb{1}_{A_1}/\sqrt{P_0(A_1)}, \dots, \mathbb{1}_{A_M}/\sqrt{P_0(A_M)}),$$

intervenes at the level of empirical process for the chi-square test. Like the previous paragraph, let adopt the same notation than the article of Tarima and Pavlov. Let suppose again that one exact auxiliary information is known but an uncertain auxiliary information can also be considered, given for example by an estimate based on another larger independent sample. In our case one have $I = 1$ data source, $J_1 = 1$ auxiliary information and

$$\begin{aligned} \Theta &= P[f_{\mathcal{A}}] = \left(\frac{P(A_1)}{\sqrt{P_0(A_1)}}, \dots, \frac{P(A_M)}{\sqrt{P_0(A_M)}} \right) \in \mathbb{R}^M, \\ \hat{\Theta} &= \mathbb{P}_n[f_{\mathcal{A}}] = \left(\frac{\mathbb{P}_n(A_1)}{\sqrt{P_0(A_1)}}, \dots, \frac{\mathbb{P}_n(A_M)}{\sqrt{P_0(A_M)}} \right) \in \mathbb{R}^M, \\ \tilde{\mathcal{B}} &= \mathcal{B} = P(X|C), \quad \hat{\mathcal{B}} = \mathbb{P}_n(X|C). \end{aligned}$$

With these values, one have

$$\begin{aligned} K_{11} &= \text{Var}(\hat{\Theta}) = \text{Var}(\mathbb{P}_n[f_{\mathcal{A}}]) = \Sigma_1 \\ K_{12} &= \text{Cov}(\hat{\mathcal{B}}, \hat{\Theta}) = \text{Cov}(\mathbb{P}_n(X|C), \mathbb{P}_n[f_{\mathcal{A}}]) \\ &= \left(\frac{1}{\sqrt{P_0(A_i)}} \text{Cov}(\mathbb{P}_n(X|C), \mathbb{P}_n(A_i)) \right)_{1 \leq i \leq M}, \\ K'_{22} &= \text{Var}(\hat{\mathcal{B}}) = \text{Var}(\mathbb{P}_n(X|C)), \quad K''_{22} = \text{Var}(\tilde{\mathcal{B}}) = 0, \\ K_{22} &= K'_{22} + K''_{22} = K'_{22} = \text{Var}(\mathbb{P}_n(X|C)). \end{aligned}$$

Notice that values K'_{22}, K''_{22} and K_{22} does not change from the previous paragraph since the auxiliary information is exact and represents the same information. The elements K_{11}, K_{12}, K_{22} are still unknown or could not be expressed simply since the estimator $\mathbb{P}_n(X|C)$ is a quotient of the empirical measure. Thus, the first suggested estimator of Tarima and Pavlov

$$\hat{\Theta}^0 = \mathbb{P}_n[f_{\mathcal{A}}] - K_{12}K_{22}^{-1}(\mathbb{P}_n(X|C) - P(X|C)),$$

which exploits the auxiliary information $P(X|C)$ is impossible to evaluate. Values K_{11}, K_{12}, K_{22} can be estimated by the following values $\hat{K}_{11} = \Sigma_{1,n}, \hat{K}_{22} = \frac{1}{n} \text{Var}_n(X|C)$ and

$$\hat{K}_{12} = \left(\frac{1}{n\sqrt{P_0(A_i)}} (\mathbb{P}_n(X\mathbb{1}_{A_i}|C) - P(X|C)\mathbb{P}_n(A_i)) \right)_{1 \leq i \leq M},$$

where Cov_n means the empirical covariance estimators. With these consistent estimators, Tarima and Pavlov suggest to use the statistic

$$\begin{aligned}\hat{\Theta}^* &= \hat{\Theta} - \hat{K}_{12}\hat{K}_{22}^{-1}(\hat{\mathcal{B}} - \tilde{\mathcal{B}}) \\ &= \mathbb{P}_n[f_{\mathcal{A}}] - \hat{K}_{12}\hat{K}_{22}^{-1}(\mathbb{P}_n(X|C) - P(X|C)).\end{aligned}$$

By taking $a_n = \sqrt{n}$ the first Tarima and Pavlov conditions mentioned in Section 1.3 of their paper are respected. More precisely, $\zeta_{1n} = 0$, $\Sigma''_{22} = 0$ and

$$\begin{aligned}\xi_n &= a_n(\hat{\Theta} - \Theta) \xrightarrow[n \rightarrow +\infty]{\mathcal{L}} \xi = \mathcal{N}(\mathbf{0}, \Sigma_{11}), \\ \tau_n &= a_n(\hat{\mathcal{B}} - \mathcal{B}) \xrightarrow[n \rightarrow +\infty]{\mathcal{L}} \tau = \mathcal{N}(0, \Sigma'_{22}), \\ nK'_{22} &= \text{Var}(\alpha_n(X|C)) \xrightarrow[n \rightarrow +\infty]{} \Sigma'_{22},\end{aligned}$$

where $\mathbf{0} = 0_{\mathbb{R}^M}$, $\Sigma'_{22} = \text{Var}(X|C)$ and $\Sigma_{11} = \Sigma_1$ is defined by (3) in Section 3. This implies that

$$a_n(\hat{\Theta}^0 - \Theta) = \sqrt{n}(\mathbb{P}_n(X|C) - K_{12}K_{22}^{-1}P(X|C)) \xrightarrow[n \rightarrow +\infty]{\mathcal{L}} \mathcal{N}(0, \Sigma_{11} - \Sigma_{12}\Sigma_{22}^{-1}\Sigma_{12}^t),$$

where

$$\begin{aligned}\Sigma_{12} &= \text{Cov}(\xi, \tau) = \left(\frac{1}{P(C)\sqrt{P_0(A_i)}} \text{Cov}(X\mathbf{1}_C, \mathbf{1}_{A_i}) \right)_{1 \leq i \leq M}, \\ \Sigma_{22} &= \Sigma'_{22} = \text{Var}(X|C).\end{aligned}$$

Conditions of Proposition 2 of Tarima and Pavlov are respected since the following asymptotic behaviour is satisfied according to the law of large number:

$$\begin{aligned}a_n^2(\hat{K}_{12} - K_{12}) &= a_n^2(\hat{K}_{12} - \Sigma_{12}) - a_n^2(K_{12} - \Sigma_{12}) \xrightarrow[n \rightarrow +\infty]{\text{a.s.}} \mathbf{0}, \\ a_n^2(\hat{K}_{22} - K_{22}) &= a_n^2(\hat{K}_{22} - \Sigma_{22}) - a_n^2(K_{22} - \Sigma_{22}) \xrightarrow[n \rightarrow +\infty]{\text{a.s.}} 0.\end{aligned}$$

By letting

$$\hat{\mathbb{P}}_n = \hat{\Theta}^* = \mathbb{P}_n[f_{\mathcal{A}}] - \hat{K}_{12}\hat{K}_{22}^{-1}(\mathbb{P}_n(X|C) - P(X|C)),$$

Proposition 1 and 2 of Tarima and Pavlov imply that

$$\begin{aligned}\hat{\alpha}_n &= \sqrt{n}(\hat{\mathbb{P}}_n - P[f_{\mathcal{A}}]) = \sqrt{n}(\hat{\Theta}^* - \Theta) \\ &= \sqrt{n}(\mathbb{P}_n[f_{\mathcal{A}}] - P[f_{\mathcal{A}}] - \hat{K}_{12}\hat{K}_{22}^{-1}(\mathbb{P}_n(X|C) - P(X|C))),\end{aligned}$$

converges weakly to the multivariate $\mathcal{N}(\mathbf{0}, \hat{\Sigma})$ where

$$\hat{\Sigma} = \Sigma_{11} - \Sigma_{12}\Sigma_{22}^{-1}\Sigma_{12}^t = \Sigma_1 - \Sigma_{12}\Sigma_{22}^{-1}\Sigma_{12}^t.$$

The matrix $\widehat{\Sigma}$ satisfies (4). Under the condition that $\widehat{\Sigma}$ satisfies (5), Theorem 2 can be applied to the chi-square test which exploits the auxiliary information given by $P(X|C)$.

Simulation. Let apply the previous results with these following values: $C = \{-0.5 \leq X \leq 0.5\}$, $M = 2$, $\mathcal{A} = \{A, \bar{A}\}$ where $A = \{X \leq 0\}$. Let consider a measure P_0 which satisfies $P_0(A) = 3/8$ in the aim to be under the (H_1) hypothesis. With these values, the auxiliary information is given by $P(X|C) = \mathbb{E}[X | -0.5 \leq X \leq 0.5] = 0$, that is the statistician knows the mean of the interest random variable when this last one is between -0.5 and 0.5. In this framework,

$$\begin{aligned}\Sigma_1 &= \begin{pmatrix} 2/\sqrt{3} & 0 \\ 0 & 2/\sqrt{5} \end{pmatrix} \cdot \begin{pmatrix} 1/2 & -1/2 \\ -1/2 & 1/2 \end{pmatrix} \cdot \begin{pmatrix} 2/\sqrt{3} & 0 \\ 0 & 2/\sqrt{5} \end{pmatrix} \\ &= 2 \begin{pmatrix} 1/3 & -1/\sqrt{15} \\ -1/\sqrt{15} & 1/5 \end{pmatrix}, \\ \Sigma_{12} &= \frac{1}{2} \begin{pmatrix} 1/\sqrt{6} \\ 1/\sqrt{10} \end{pmatrix}, \quad \Sigma_{22} = 1/8.\end{aligned}$$

Since $\Sigma_{12} \cdot \Sigma_{12}^t = \frac{1}{16} \Sigma_1$ then $\widehat{\Sigma} = \Sigma_1 - \Sigma_{12} \Sigma_{22}^{-1} \Sigma_{12}^t = \frac{1}{2} \Sigma_1$ which implies that $\widehat{\Sigma}$ satisfies the condition (5). According to Theorem 2, the concentration inequality (7) is satisfied. Since

$$\Sigma_1^+ = \frac{15}{128} \begin{pmatrix} 5 & -\sqrt{15} \\ -\sqrt{15} & 3 \end{pmatrix}, \quad T_n = \frac{\sqrt{n}}{2\sqrt{2}} \begin{pmatrix} -1/\sqrt{3} & 1/\sqrt{5} \end{pmatrix},$$

which implies that $x_n \sim n/30$. For example, in this framework, the new chi-square test with auxiliary information given by $P(X|C)$ should be twice more powerful as soon as $n \geq 21$. This last condition is obviously satisfied since the chi-square tests need a large size of sample. Moreover the conclusion of Theorem 2 is verified if n is large and t fixed.

Benchmark. To assess power gain for the numerical example, let generate $N = 50000$ test samples of different sizes n under the (H_1) hypothesis described below and let estimate the power of the two tests – with and without the auxiliary information given by $P(X|C) = 0$ – by Monte-Carlo method, that is by calculating the proportion of samples rejected by these tests. The plots of Figure 4 and 5 in black and red are respectively the distribution function of χ_n^2 and $\widehat{\chi}_n^2$ for $n = 100, 500, 1000, 2000$. One can observe that, like the Z -test, despite the fact that the statistic $\widehat{\chi}_n^2$ has a larger variance than χ_n^2 , the expectation is lower for $\widehat{\chi}_n^2$ than χ_n^2 . One cannot illustrate the bound given by Theorem 2 because for a fixed sample size n one need a value t large enough to make sure one have at least one sample not rejected by the test with auxiliary information. But even for small values of n a gain of the power for the test with auxiliary information can be observed. By Monte-Carlo one can estimate the gain for different values of n and for a fixed t . See Table 2 for some estimations. One can also estimate the gain of the power by fixing $t = 3.84$ in order to have an

Figure 4: Distribution of χ_n^2 and $\hat{\chi}_n^2$ for $n = 100$ and $n = 500$

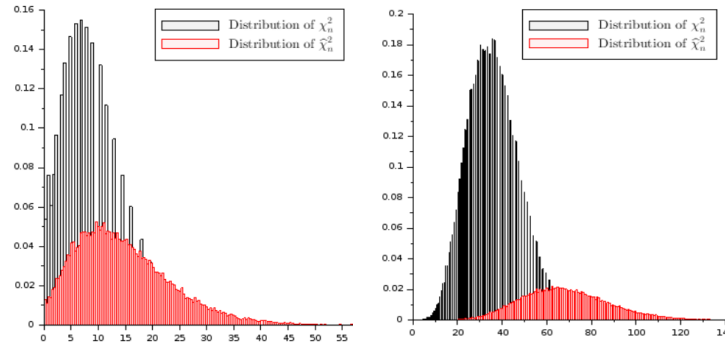


Figure 5: Distribution of χ_n^2 and $\hat{\chi}_n^2$ for $n = 1000$ and $n = 2000$

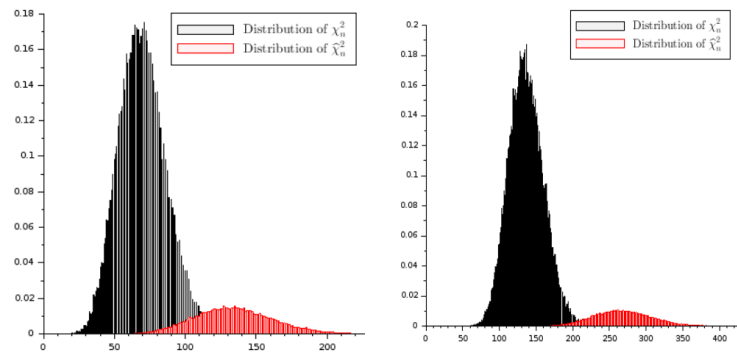


Table 2: Estimated gain for the chi-square test

| n | 10 | 50 | 100 | 200 | 500 | 1000 | 2000 |
|---|------|------|------|------|-------|------|------|
| t | 5 | 5 | 5 | 10 | 40 | 100 | 220 |
| $\mathbb{P}(\chi_n^2 \leq t) / \mathbb{P}(\hat{\chi}_n^2 \leq t)$ | 1.16 | 1.72 | 3.24 | 6.64 | 11.21 | 9.93 | 9.49 |

Table 3: Estimated gain for the chi-square test

| n | 10 | 50 | 75 | 100 | 200 | 250 | 300 |
|---|------|------|------|------|-------|-------|------|
| $\mathbb{P}(\chi_n^2 \leq t) / \mathbb{P}(\hat{\chi}_n^2 \leq t)$ | 1.11 | 1.84 | 2.61 | 3.10 | 15.70 | 32.92 | 49.5 |

asymptotic confidence level $\alpha = 0.05$ for some values of n . The following table illustrates this gain of power. See Table 3 for some estimations. Remind that this table only includes estimates. In particular, the higher the sample size n , the more difficult it is to estimate the power gain. But already one can observe that from $n = 100$ individuals the test taking into account the auxiliary information is three more powerful than that without.

References

- [1] Albertus, M. (2019). Raking-ratio empirical process with auxiliary information learning. *Preprint*.
- [2] Albertus, M. and Berthet, P. (2019). Auxiliary information: the raking-ratio empirical process. *Electron. J. Stat.*, 13(1):120–165.
- [3] Binder, D. A. and Théberge, A. (1988). Estimating the variance of raking-ratio estimators. *Canad. J. Statist.*, 16(suppl.):47–55.
- [4] Brackstone, G. J. and Rao, J. N. K. (1979). An investigation of raking ratio estimators. *The Indian journal of Statistics*, Vol. 41:97–114.
- [5] Deming, W. E. and Stephan, F. F. (1940). On a least squares adjustment of a sampled frequency table when the expected marginal totals are known. *Ann. Math. Statistics*, 11:427–444.
- [6] Deville, J.-C., Särndal, C.-E., and Sautory, O. (1993). Generalized raking procedures in survey sampling. *Journal of the American statistical Association*, 88(423):1013–1020.
- [7] Dmitriev, Y. G. and Tarasenko, F. P. (1978). On the use of a priori information in estimated linear functionals of distribution. *Problems Control Inform. Theory/Problemy Upraven. Teor. Inform.*, 7(6):459–469.
- [8] Ireland, C. T. and Kullback, S. (1968). Contingency tables with given marginals. *Biometrika*, 55:179–188.
- [9] Konijn, H. S. (1981). Biases, variances and covariances of raking ratio estimators for marginal and cell totals and averages of observed characteristics. *Metrika*, 28(2):109–121.
- [10] Sinkhorn, R. (1964). A relationship between arbitrary positive matrices and doubly stochastic matrices. *Ann. Math. Statist.*, 35:876–879.

- [11] Stephan, F. F. (1942). An iterative method of adjusting sample frequency tables when expected marginal totals are known. *The Annals of Mathematical Statistics*, 13(2):166–178.
- [12] Tarima, S. and Pavlov, D. (2006). Using auxiliary information in statistical function estimation. *ESAIM Probab. Stat.*, 10:11–23.
- [13] Werner, H.-J. (1979). On the matrix monotonicity of generalized inversion. *Linear Algebra and its Applications*, 27:141–145.
- [14] Zhang, B. (1995). M-estimation and quantile estimation in the presence of auxiliary information. *Journal of Statistical Planning and Inference*, 44(1):77–94.
- [15] Zhang, B. (1997a). Estimating a distribution function in the presence of auxiliary information. *Metrika*, 46(1):221–244.
- [16] Zhang, B. (1997b). Quantile processes in the presence of auxiliary information. *Annals of the institute of Statistical Mathematics*, 49(1):35–55.