

Constrained Robust Model Predictive Control with Convex Restriction

Dongchan Lee, Konstantin Turitsyn, and Jean-Jacques Slotine

Abstract—In this paper, we present an algorithm to solve the constrained robust model predictive control problem with nonlinear dynamics and nonconvex safety constraints. We provide an explicit robustness guarantee that the safety constraints are never violated under any realization of a given uncertainty set. Our approach is based on sequential convex restriction, which solves a sequence of convex quadratic constrained optimization problems of size $n \cdot N$, where n is the number of states and N is the number of time steps in the finite horizon. Our framework considers nonlinear systems with additive disturbance from a bounded uncertainty set in initial condition and dynamics as well as nonconvex state constraints. Compared to existing methods, we are able to optimize the control action while provably guaranteeing that the trajectory control remains robust. The numerical simulations were carried out on vehicle navigation simulation with nonlinear dynamics and nonconvex safety constraints.

Index Terms—Model Predictive Control, Convex Restriction, Robust Optimization

I. INTRODUCTION

Model Predictive Control (MPC) has attracted many industries due to its ability to incorporate complex dynamic models and safety constraints [1]–[3]. One of the advantages of MPC is its elegant formulation for considering safety constraints in safety-critical applications such as navigation, robotics, power systems, and chemical plant regulation. Advances in sensing and machine learning provide the opportunity to apply the MPC approach to a broader range of systems, where mathematical models can be estimated using real-time data. At the same time, reliance on estimated models in safety-critical applications is appropriate only when the controller is certifiably robust against model uncertainties.

One of the natural ways to guarantee robustness is to build a tube (also referred to as funnel [4]) around a nominal trajectory that contains all possible realizations of the state trajectory under disturbances [1], [2]. Most of the existing control techniques consider the constrained robust MPC as a two-stage problem where the first stage computes the nominal trajectory, and the second stage verifies the robustness of the system [2], [3], [5]. For instance, the first stage algorithm plans the nominal path that satisfies safety constraints, and the second stage designs a feedback controller that tracks the path. However, in the presence of nonconvex safety constraints and uncertainty, consideration of both optimality and robustness has remained as a challenging problem.

The tube-based robust MPC problems compute the nominal trajectory in the outer loop, and the inner-loop controllers are designed to force the system to remain bounded around the nominal trajectory. These approaches rely on inner feedback controllers that regulate the trajectory to remain bounded and

sacrifice optimality for robustness. The approaches in this category have been limited to linear systems [6]–[9], and there is a lack of methods that consider both safety constraints and robustness for nonlinear dynamical systems.

Reachability analysis is a popular tool for verification of robustness of nonlinear systems. The approach is based on computing the forward reachable set by propagating the set of possible states through time using convex relaxation [10] or using a polynomial approximation of the dynamics [11], [12]. Interval analysis is also closely related and has been used to bound state estimation error [13], [14]. Alternatively, the backward reachable sets can be computed by Hamilton-Jacobi reachability [15], [16]. However, considering the optimality of control action is not straightforward with reachability analysis.

In order to numerically compute robustness margins, the Sum of Squares (SOS) optimization is often used for polynomial dynamical systems [17]. SOS optimization can be used to search Lyapunov functions [4], [18], [19] or contraction metrics [20], [21] to verify robustness. The objective of these optimization problems is to maximize the time-invariant funnel using feedback controllers. However, these approaches are restricted to polynomial dynamics and have limited scalability. Moreover, the literature primarily focuses on enforcing robustness and does not consider optimality of controllers. In [4], [21], [22], the planning of the nominal trajectory to avoid obstacles was considered, but the optimality of the control action was not under consideration.

In this paper, we propose Sequential Convex Restriction (SCR) for solving the constrained robust MPC problem. The idea originates from convex restriction proposed to address the solvability of electric power flow equations [23] and was extended to consider general robust optimization problems [24]. The framework can be applied to MPC problems by deriving a convex sufficient condition over the control actions such that the resulting state trajectory is robust against the given bounded disturbances. Derivation of the sufficient condition is done by representing the system with a nonlinear feedback form that is bounded by an envelope. This representation is converted to a fixed-point equation that is derived from Newton’s iteration. Using convex optimization, we search for the tube of trajectories that satisfy Brouwer’s fixed point condition while minimizing the control cost. Compared to SOS optimization, SCR can treat general nonlinear functions and solves quadratically constrained quadratic programming, which are much more scalable than semidefinite programming. Moreover, the proposed approach is different from conventional methods relying on uncertainty propagation and stability in the sense of Lyapunov. Rather than enforcing stability of

trajectories, we primarily focus on the existence of trajectories that satisfy safety constraints under all realizations of the uncertainty set.

The proposed approach is implicitly related to the proof of the Picard-Lindelof theorem, which proves the existence and uniqueness of solution for the initial value problem given by $\frac{d}{dt}x(t) = f(t, x(t))$ and $x(t_0) = x_0$ [25]. The proof expresses the differential equation with Picard's iteration, which is defined by the integral equation,

$$T[\mathbf{x}](t) := x_0 + \int_{t_0}^t f(\tau, x(\tau))d\tau. \quad (1)$$

The operator $T[\mathbf{x}]$ is shown to have a unique solution under Lipschitz continuous condition by using Banach's fixed point theorem. Our approach is analogous to the proof in discrete-time dynamical systems by using Newton's iteration and Brouwer's fixed point theorem. The main contributions of the paper can be summarized as follows.

1. We formulate the robust constrained MPC problem with constraints represented with obstacles and propose an algorithm for deriving convex restriction.
2. We provide a convex sufficient condition for robust feasible control actions and optimize the control and state trajectory using the proposed condition.
3. We show that due to the layered structure of the nonlinear equations associated with dynamics, the convex restriction conditions certify not only the existence but also the uniqueness of the solution.
4. We demonstrate the scalability and effectiveness of the algorithm for a ground vehicle navigation problem with obstacle avoidance.

The rest of the paper is organized as follows. In Section II, we present the general formulation of the problem and provide the uncertainty set and the model of the system. Section III provides a guideline for constructing convex restrictions with a provable robust guarantee. Section IV shows the procedures for sequential convex restriction, which uses the derived convex restriction condition. Section V applies the proposed method to a navigation problem. Section VI provides a conclusion.

II. PROBLEM STATEMENT AND PRELIMINARIES

In this section, we describe the dynamics and the uncertainty model used in the MPC problem. The main advantage of our approach is that we include nonlinearity of the system without approximation while giving a rigorous guarantee for robustness against the specified bounded uncertainty set.

A. System Model

We consider a nonlinear dynamical system subject to non-convex safety constraints and additive disturbances. The model used here is a discrete-time, time-varying nonlinear dynamical system,

$$x_{t+1} = f_t(x_t, u_t) + B_t w_t, \quad (2)$$

where $x_t \in \mathbb{R}^n$, $u_t \in \mathbb{R}^m$, and $w_t \in \mathbb{R}^r$ represent the state, the control, and the uncertain variables at time t , and $B_t \in \mathbb{R}^{n \times r}$

is a constant matrix. The nonlinear map $f_t : (\mathbb{R}^n, \mathbb{R}^m) \rightarrow \mathbb{R}^n$ is composed of nonlinear functions that are uniformly continuous in all of the function's arguments. The uncertain variable w_t can include external disturbances and model errors, and it is assumed to be unknown but bounded by some uncertainty set, $\mathcal{W}_t \subseteq \mathbb{R}^r$. We assign some *nominal* value for state and uncertain variables, which will be denoted by the superscript (0). The nominal state variable is determined according to nominal control and uncertain variables substituted to Equation (2).

B. Modeling Safety Constraints

The state of the system is constrained by safety constraints, which forms a general nonconvex set denoted by \mathcal{X}_t . As an example, these constraints could include physical obstacles that the navigating agent must avoid and safety limits that the system and controller need to respect. We represent the safety constraints in the form of avoiding r convex obstacles at time t . The state is declared feasible or safe if $x_t \in \mathcal{X}_t$ or equivalently,

$$x_t \notin \mathcal{B}_{t,(i)}, \quad i = 1, \dots, s, \quad (3)$$

where $\mathcal{B}_{t,(i)} \in \mathbb{R}^n$, $i = 1, \dots, s$ are convex sets representing the obstacles. Then the safety constraint can be represented as an intersection of the complement of convex obstacles such that

$$\mathcal{X}_t = \left(\bigcup_{i=1}^s \mathcal{B}_{t,(i)} \right)^C = \bigcap_{i=1}^s \mathcal{B}_{t,(i)}^C, \quad (4)$$

where $\mathcal{B}_{t,(i)}^C$ denotes the complement of the set $\mathcal{B}_{t,(i)}$. The safety constraints are assumed to be represented with a finite number of obstacles. This representation includes majority of practically relevant applications such as the ground vehicle navigation problem.

C. Uncertainty Model

There are two main sources of uncertainty considered in this paper.

- Uncertainty in initial condition: The initial condition for the state vector is denoted by x_0 and is assumed to be unknown but bounded by $\mathcal{W}_{\text{init}}$.
- Uncertainty in dynamics: The disturbance at every time step is denoted by w_t and is assumed to be unknown but bounded by \mathcal{W}_t for all time t .

The uncertainty sets are modeled by an ellipsoid with the radius γ and the variance $\Sigma \in \mathbb{R}^{r \times r}$,

$$\mathcal{W}^Q(\gamma) = \{w \mid (w - w^{(0)})^T \Sigma^{-1} (w - w^{(0)}) \leq \gamma^2\}. \quad (5)$$

The center of the ellipsoid is at $w^{(0)} \in \mathbb{R}^r$, which is the nominal value of the uncertain variable. It is possible to extend the analysis to other uncertainty sets, but we limit ourselves to the quadratic uncertainty sets for the simplicity of the presentation.

Given the uncertainty set, the robustness of the trajectory in our formulation is defined as the state trajectory satisfying the safety constraints under the uncertainty.

Definition 1. The control action $u_t \in \mathcal{U}_t$ for $t = 0, \dots, N - 1$ is *robust feasible* if the state trajectory satisfies the safety constraints for all realizations of uncertain variables. That is, $\forall x_0 \in \mathcal{W}_{\text{init}}$ and $\forall w_t \in \mathcal{W}_t$ for all t , $x_t \in \mathcal{X}_t$ for all t .

D. Constrained Robust Model Predictive Control Problem

In this section, we provide an overview of the MPC problem with the safety and robustness constraint, which solves the following optimization problem over a finite horizon at every sampling time:

$$\begin{aligned} & \underset{u, x}{\text{minimize}} && c(x, u) \\ & \text{subject to} && x_{t+1} = f_t(x_t, u_t) + B_t w_t, \quad x_0 = w_{\text{init}} \\ & && \forall w_t \in \mathcal{W}_t, \forall w_{\text{init}} \in \mathcal{W}_{\text{init}} \\ & && x_{t+1} \in \mathcal{X}_{t+1}, \quad u_t \in \mathcal{U}_t, \quad t = 0, \dots, N - 1. \end{aligned} \quad (6)$$

We assume that the target point is at the origin, $x = 0$, without loss of generality. The quadratic objective function is considered,

$$c(x, u) = \frac{1}{2} \sum_{t=0}^{N-1} (x_t^T Q_t x_t + u_t^T R_t u_t) + \frac{1}{2} x_N^T Q_N x_N, \quad (7)$$

where $Q_N \in \mathbb{R}^{n \times n}$, $Q_t \in \mathbb{R}^{n \times n}$ and $R_t \in \mathbb{R}^{m \times m}$ for $t = 1, \dots, N - 1$ are positive semi-definite matrices. In the absence of uncertainty, the constrained MPC problem is often solved with the Sequential Quadratic Programming and Trust region method [26]. However, when the uncertainty is present, the resulting problem is a semi-infinite nonconvex optimization problem where the nonlinear constraints need to be satisfied for all realizations of $w_t \in \mathcal{W}_t$ and $x_0 \in \mathcal{W}_{\text{init}}$. While numerical algorithms for solving such a problem was thought to be computationally demanding, we provide a tractable way to obtain a good approximate optimal control solution that is robust feasibility.

The implementation of MPC follows the receding horizon fashion where the first control action of the solution from (6) is applied to the plant, and the remaining computed control actions are discarded. This process is repeated with the new information on the system state as the initial condition.

E. Nonlinear Feedback Representation of the system

The nonlinear dynamics of the system can be represented as a linear combination of some basis functions such that

$$\begin{aligned} f_t(x_t, u_t) &= M_t \psi_t(z_t, u_t) \\ z_t &= C_t x_t \end{aligned} \quad (8)$$

where $M_t \in \mathbb{R}^{n \times p}$ and $C_t \in \mathbb{R}^{q \times n}$ are constant matrices, and $\psi_t : (\mathbb{R}^q, \mathbb{R}^m) \rightarrow \mathbb{R}^p$ is a vector of nonlinear basis functions. The linear transformed variable $z_t \in \mathbb{R}^q$ needs to satisfy the following condition.

Condition 1. The linear transform $z_t = C_t x_t$ is one-to-one. That is $\text{rank}(C_t) = n$.

This condition ensures that bounded z_t results in bounded x_t , and there exists a Moore-Penrose pseudo inverse of C_t , denoted by C_t^\dagger . Such a representation is not unique and always

exists for arbitrary nonlinear functions. A trivial example is that M_t and C_t are identity matrices of size n by n such that $z_t = x_t$ and $\psi_t(x_t, u_t) = f_t(x_t, u_t)$. Given the representation, the system has the following nonlinear feedback form,

$$\begin{aligned} x_{t+1} &= J_{f_t}^{(0)} x_t + M_t v_t + B_t w_t \\ z_t &= C_t x_t \\ v_t &= g_t(z_t, u_t), \end{aligned} \quad (9)$$

where $J_{f_t}^{(0)} \in \mathbb{R}^{n \times n}$ is the Jacobian of the system dynamics evaluated at the nominal value,

$$J_{f_t}^{(0)} = \nabla_{x_t} f_t \Big|_{(x_t^{(0)}, u_t^{(0)})}, \quad (10)$$

and $g_t : (\mathbb{R}^q, \mathbb{R}^m) \rightarrow \mathbb{R}^p$ is a vector of nonlinear residual functions defined by

$$g_t(z_t, u_t) = \psi_t(z_t, u_t) - J_{\psi_t}^{(0)} z_t. \quad (11)$$

The constant matrix $J_{\psi_t}^{(0)} \in \mathbb{R}^{p \times q}$ denotes the Jacobian of the basis functions with respect to z_t evaluated at the nominal value such that

$$J_{\psi_t}^{(0)} = \nabla_{z_t} \psi_t \Big|_{(z_t^{(0)}, u_t^{(0)})}. \quad (12)$$

The relationship between the Jacobians is given by $J_{f_t, (0)} = M_t J_{\psi_t, (0)} C_t$ according to (8). Figure 1 shows the diagram of the representation in (9). This representation is related to the Lur'e form in control [27], [28], which uses the sector bound to contain the nonlinearity. We will later use a similar type of relaxation of the nonlinear component, the so-called ‘‘concave envelope’’, which is a generalization of sector bounds in Lur'e systems with decentralized nonlinear functions.

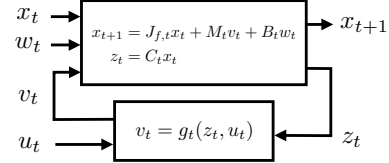


Fig. 1. Nonlinear feedback representation of the discrete-time system.

Let us denote the function in the k -th element of ψ_t by $\psi_{t,k}$. The indices of vector z_t such that it is a dependent variable of function $\psi_{t,k}$ will be denoted by

$$\tilde{\mathcal{I}}_{t,k} = \{j \mid \psi_{t,k}(z_t, u_t) \perp\!\!\!\perp z_{t,j}\}, \quad (13)$$

where $\psi_{t,k}(z_t, u_t) \perp\!\!\!\perp z_{t,j}$ indicates that the function $\psi_{t,k}$ is independent of the j -th element of z_t . That is, if $j \notin \tilde{\mathcal{I}}_{t,k}$, then the function $\psi_{t,k}$ is independent of the variable $z_{t,j}$. Note that if $j \notin \tilde{\mathcal{I}}_{t,k}$, then the function $g_{t,k}$ is also independent of the variable $z_{t,j}$ since $\partial_{z_{t,j}} \psi_{t,k} = 0$. Suppose the cardinality of $\tilde{\mathcal{I}}_{t,k}$ is denoted by $|\tilde{\mathcal{I}}_{t,k}|$.

Definition 2. The system in (9) has the degree of nonlinear sparsity $|\mathcal{I}| \in \mathbb{R}$ if $|\tilde{\mathcal{I}}_{t,k}| \leq |\mathcal{I}|$ for all t and k . Smaller $|\mathcal{I}|$ indicates more sparse nonlinearity of the system.

For a majority of physical systems, there exists a nonlinear feedback representation such that $\tilde{\mathcal{I}}_{t,k}$ is only a small subset

of $\{1, \dots, q\}$. For example, the degree of sparsity is $|\mathcal{I}| = 1$ for all t and k if the system has a decentralized representation (i.e., $v_{t,i} = g_{t,i}(z_{t,i}, u_t)$ for $i = 1, \dots, q$). For polynomial functions, $|\mathcal{I}|$ is the degree of the polynomial (the largest exponent of the function). For example, quadratic systems have $|\mathcal{I}| = 2$ regardless of the size of the system n . For many practical applications, there is a decomposed representation such that $|\mathcal{I}|$ is and independent of the system size n (e.g., polynomial and network flow problems [24], power systems [23], [29]). The scalability of the approach will be shown to be exponentially growing with respect to $|\mathcal{I}|$, but such a term will be constant given that $|\mathcal{I}|$ is small relative to the size of the system n .

F. Preliminaries

The proof of our main results relies on Brouwer's fixed point theorem, which gives a sufficient condition for the existence of a fixed point of a nonlinear map.

Theorem 1. (Brouwer's Fixed Point Theorem) Let $\mathcal{P} \subseteq \mathbb{R}^n$ be a nonempty compact convex set and $T : \mathcal{P} \rightarrow \mathcal{P}$ be a continuous mapping. Then there exists some $x \in \mathcal{P}$ such that $T(x) = x$.

We will later show that the solution for a discrete-time dynamical system is always unique, and deriving the existence condition using Brouwer's fixed point theorem is sufficient to guarantee the safety of the trajectory.

III. CONVEX RESTRICTION OF ROBUST FEASIBLE CONTROL ACTIONS

We derive a sufficient condition for robust feasible control action using convex restriction in this section. The derivation involves several steps where the first step is representing the system dynamics as a fixed-point equation inspired by Newton's iteration. The second step involves deriving a convex sufficient condition for robust feasible control action using Brouwer's fixed point theorem and concave envelopes.

A. Dynamics as a System of Nonlinear Equations

We consider the *system trajectories* as a collection of system variables over the finite horizon N . The state, control, uncertain, and transformed state trajectories will be denoted by $\mathbf{x} \in \mathbb{R}^{n \cdot (N+1)}$, $\mathbf{u} \in \mathbb{R}^{m \cdot N}$, $\mathbf{w} \in \mathbb{R}^{n+r \cdot N}$, and $\mathbf{z} \in \mathbb{R}^{q \cdot (N+1)}$ where

$$\mathbf{x} = \begin{bmatrix} x_0 \\ \vdots \\ x_N \end{bmatrix}, \quad \mathbf{u} = \begin{bmatrix} u_0 \\ \vdots \\ u_{N-1} \end{bmatrix}, \quad \mathbf{w} = \begin{bmatrix} w_{\text{init}} \\ w_0 \\ \vdots \\ w_{N-1} \end{bmatrix}, \quad \mathbf{z} = \begin{bmatrix} z_0 \\ \vdots \\ z_N \end{bmatrix}.$$

The uncertain variable \mathbf{w} includes both the uncertain initial condition $x_0 = w_{\text{init}}$ and the uncertain dynamics w_0, \dots, w_{N-1} . We will denote that $\mathbf{w} \in \mathcal{W}$ if $w_{\text{init}} \in \mathcal{W}_{\text{init}}$ and $w_t \in \mathcal{W}_t$ for $t = 0, \dots, N-1$. The cardinality of \mathbf{x} will be denoted by $|\mathbf{x}|$ so that $\mathbf{x} \in \mathbb{R}^{|\mathbf{x}|}$. The relationship between the transformed state variable \mathbf{z} and the state variable \mathbf{x} is given by $\mathbf{z} = C\mathbf{x}$ where $C \in \mathbb{R}^{|\mathbf{z}| \times |\mathbf{x}|}$ is defined as

$$C = \text{blkdiag}(C_0, \dots, C_N), \quad (14)$$

and blkdiag creates a block-diagonal matrix with its diagonal block being equal to its arguments. We will write the nominal trajectories by $\mathbf{x}^{(0)}$, $\mathbf{u}^{(0)}$, $\mathbf{w}^{(0)}$, and $\mathbf{z}^{(0)}$, which is defined by taking the nominal value of the variable at each time step. The nominal values will be updated later in the algorithm, and the number in the superscript will denote the iteration number.

The dynamic equations of N time steps can be cast as a system of equations by concatenating the dynamic equations in (2) for time $t = 1, \dots, N-1$. This set of equations will be denoted by $F : (\mathbb{R}^{|\mathbf{x}|}, \mathbb{R}^{|\mathbf{u}|}, \mathbb{R}^{|\mathbf{w}|}) \rightarrow \mathbb{R}^{|\mathbf{x}|}$ where

$$F(\mathbf{x}, \mathbf{u}, \mathbf{w}) = \begin{bmatrix} w_{\text{init}} - x_0 \\ f_0(x_0, u_0) + B_0 w_0 - x_1 \\ \vdots \\ f_{N-1}(x_{N-1}, u_{N-1}) + B_{N-1} w_{N-1} - x_N \end{bmatrix}. \quad (15)$$

The dynamic equations in (2) can be viewed as finding the zero of the equation $F(\mathbf{x}, \mathbf{u}, \mathbf{w}) = 0$. Unlike general systems of nonlinear equations considered in [24], the dynamic equation in (15) has a special property that the state variables are always solvable and there is a unique solution, given the control and uncertain variables.

Lemma 1. Given the control trajectory \mathbf{u} and the uncertain trajectory \mathbf{w} , there always exists a unique state trajectory \mathbf{x} that satisfies $F(\mathbf{x}, \mathbf{u}, \mathbf{w}) = 0$.

Proof. Since f_t is a function with the domain in $(\mathbb{R}^n, \mathbb{R}^m, \mathbb{R}^r)$, there is a unique $x_{t+1} = f_t(x_t, u_t) + B_t w_t$ given x_t , u_t , and w_t . By induction, there exists a unique state trajectory x_1, \dots, x_N with the given initial condition x_0 as the base case. \square

Although it is a trivial statement, Lemma 1 grants us that any existing state trajectory given the control and uncertain trajectories is unique.

B. Fixed Point Form of the System Dynamics

Here, we will rewrite the nonlinear equation $F(\mathbf{x}, \mathbf{u}, \mathbf{w}) = 0$ by a fixed point equation inspired by Newton's iteration. Let us denote the Jacobian for the system of equations evaluated at the nominal trajectory as $J_{F,(0)} = \nabla_{\mathbf{x}} F|_{(\mathbf{x}^{(0)}, \mathbf{u}^{(0)}, \mathbf{w}^{(0)})}$, which has the solution of

$$J_{F,(0)} = \begin{bmatrix} -I & 0 & 0 & 0 \\ J_{f_0}^{(0)} & -I & 0 & 0 \\ 0 & \ddots & \ddots & 0 \\ 0 & 0 & J_{f_{N-1}}^{(0)} & -I \end{bmatrix}, \quad (16)$$

where $J_{f_t}^{(0)}$ is a constant matrix defined in (10). A single step of Newton's iteration corresponds to $\mathbf{x} = -J_{F,(0)}^{-1}(F(\mathbf{x}, \mathbf{u}, \mathbf{w}) - J_{F,(0)}\mathbf{x})$, which is equivalent to $F(\mathbf{x}, \mathbf{u}, \mathbf{w}) = 0$ if $J_{F,(0)}$ is invertible. Equivalently, the fixed-point form of the nonlinear equation can be written as

$$\mathbf{x} = -J_{F,(0)}^{-1} M\mathbf{g}(\mathbf{z}, \mathbf{u}) - J_{F,(0)}^{-1} B\mathbf{w}. \quad (17)$$

where $M \in \mathbb{R}^{|\mathbf{x}| \times (p \cdot N + n)}$ and $B \in \mathbb{R}^{|\mathbf{x}| \times |\mathbf{w}|}$ are constant matrices defined by

$$\begin{aligned} M &= \mathbf{blkdiag}(I_{n \times n}, M_0, \dots, M_{N-1}), \\ B &= \mathbf{blkdiag}(I_{n \times n}, B_0, \dots, B_{N-1}). \end{aligned} \quad (18)$$

The vector of functions $\mathbf{g} : (\mathbb{R}^{|\mathbf{z}|}, \mathbb{R}^{|\mathbf{u}|}) \rightarrow \mathbb{R}^{p \cdot N + n}$ is a vector of nonlinear residuals,

$$\mathbf{g}(\mathbf{z}, \mathbf{u}) = [\mathbf{0}_{r \times r} \quad g_0^T \quad \dots \quad g_{N-1}^T]^T.$$

where $g_t(z_t, u_t)$ is the nonlinear residual defined in (11). The inverse of the Jacobian in (17), $J_{F,(0)}^{-1}$, turns out to have a closed-form representation without any matrix inversion.

Lemma 2. The inverse of the Jacobian in (16) always exists and has the following closed-form representation,

$$J_{F,(0)}^{-1} = - \begin{bmatrix} I & 0 & 0 & 0 \\ J_{f(1,0)}^{(0)} & I & 0 & 0 \\ \vdots & \ddots & \ddots & 0 \\ J_{f(N,0)}^{(0)} & \dots & J_{f(N,N-1)}^{(0)} & I \end{bmatrix}, \quad (19)$$

where $J_{f(i,j)}^{(0)} = \nabla_{x_j} x_i |_{(x^{(0)}, u^{(0)}, w^{(0)})}$ represents the linear sensitivity of the state at time step i with respect to the state at time step j . The sensitivity can be solved by applying the chain rule,

$$J_{f(i,j)}^{(0)} = \prod_{t=j}^{i-1} \nabla_{x_t} f_t |_{(x_t^{(0)}, u_t^{(0)})}. \quad (20)$$

Rather than studying the evolution of the state in the time-domain, we prove the existence of the unique trajectory satisfying safety constraints by analyzing the fixed-point equation in Equation (17), which can be written as

$$\begin{aligned} T[\mathbf{x}]_t &= J_{f(t,0)}^{(0)} w_{\text{init}} + \\ &\sum_{\tau=0}^{t-1} J_{f(t,\tau+1)}^{(0)} \{M_\tau g_\tau(C_\tau x_\tau, u_\tau) + B_\tau w_\tau\}. \end{aligned} \quad (21)$$

This is analogous to Picard's iteration in (1) in the sense that the dynamical equation was converted to an operator that acts over trajectories. Whenever the equation has the fixed-point inside the safety constraints under all realizations of uncertainty set, the robust feasible control action is guaranteed. We will use Brouwer's fixed point theorem as a tool to verify robustness.

C. Tube around the State Trajectories

Given the control action, the state will be a variable that depends on the value of the uncertain variable. Since the uncertainty lies in a bounded set, the state variables are also form a bounded set over the finite horizon. We will denote its outer approximation by

$$\mathcal{P}(\tilde{\mathbf{z}}) = \left\{ \mathbf{x} \mid \begin{bmatrix} C \\ -C \end{bmatrix} \mathbf{x} \leq \tilde{\mathbf{z}}, \tilde{\mathbf{z}} = \begin{bmatrix} \mathbf{z}^u \\ -\mathbf{z}^\ell \end{bmatrix} \right\}, \quad (22)$$

where the matrix C is defined in (14), and $\mathbf{z}^u \in \mathbb{R}^{|\mathbf{z}|}$ and $\mathbf{z}^\ell \in \mathbb{R}^{|\mathbf{z}|}$ provide the upper and lower bounds on the transformed state trajectory. This tube can be equivalently written in the

form, $\mathcal{P}(\tilde{\mathbf{z}}) = \{\mathbf{x} \mid z_t^\ell \leq C_t x_t \leq z_t^u, t = 0, \dots, N\}$. Given that $\mathbf{z}^\ell \leq \mathbf{z}^u$, $\mathcal{P}(\tilde{\mathbf{z}})$ is a non-empty, compact, and convex set that is parametrized by $\tilde{\mathbf{z}} \in \mathbb{R}^{2|\mathbf{z}|}$. This set will be used as a candidate for the self-mapping set in Brouwer's fixed point theorem, and the parameter $\tilde{\mathbf{z}}$ will be searched via convex optimization.

D. Concave Envelopes

Let us denote $\mathbf{g}_k(\mathbf{z}, \mathbf{u})$ the function in the k -th element of $\mathbf{g}(\mathbf{z}, \mathbf{u})$. The nonlinear residual $\mathbf{g}_k(\mathbf{z}, \mathbf{u})$ can be bounded by the over- and under-estimators $\mathbf{g}_k^u(\mathbf{z}, \mathbf{u})$ and $\mathbf{g}_k^\ell(\mathbf{z}, \mathbf{u})$,

$$\mathbf{g}_k^\ell(\mathbf{z}, \mathbf{u}) \leq \mathbf{g}_k(\mathbf{z}, \mathbf{u}) \leq \mathbf{g}_k^u(\mathbf{z}, \mathbf{u}), \quad \forall \mathbf{z}, \mathbf{u}.$$

We define these estimators as the *concave envelopes*, if the following condition is satisfied.

Condition 2. (Concave Envelopes) $\mathbf{g}_k^u(\mathbf{z}, \mathbf{u})$ is a convex function, and $\mathbf{g}_k^\ell(\mathbf{z}, \mathbf{u})$ is a concave function with respect to \mathbf{z} and \mathbf{u} .

The appendix contains concave envelopes used in the examples in the numerical section. There is a systematic way to derive quadratic concave envelopes based on Taylor's series [24]. Given the concave envelopes, the bounds on \mathbf{g}_k over the polytope $\mathcal{P}(\tilde{\mathbf{z}})$ and the uncertainty set \mathcal{W} are

$$\begin{aligned} \mathbf{g}_{\mathcal{P},k}^u(\mathbf{u}, \tilde{\mathbf{z}}) &= \max_{\mathbf{x} \in \mathcal{P}(\tilde{\mathbf{z}})} \mathbf{g}_k^u(C\mathbf{x}, \mathbf{u}) \\ \mathbf{g}_{\mathcal{P},k}^\ell(\mathbf{u}, \tilde{\mathbf{z}}) &= \min_{\mathbf{x} \in \mathcal{P}(\tilde{\mathbf{z}})} \mathbf{g}_k^\ell(C\mathbf{x}, \mathbf{u}). \end{aligned} \quad (23)$$

Figure 2 shows an example of concave envelope in red. The dotted box shows the range of $\mathcal{P}(\tilde{\mathbf{z}})$ in the x -axis, and captures the maximum and the minimum of the envelope within its range.

Let us denote the indices of \mathbf{z} that the function \mathbf{g}_k depends on as

$$\mathcal{I}_k = \{j \mid \mathbf{g}_k(\mathbf{z}, \mathbf{u}) \perp \mathbf{z}_j\}, \quad (24)$$

where \mathbf{z}_j is the j -th element \mathbf{z} . This is a concatenated vector notation of $\tilde{\mathcal{I}}_{(t,k)}$ defined in (13) where $\mathcal{I}_k = \tilde{\mathcal{I}}_{(0,k)}$ for $k = 1, \dots, n$, and $\mathcal{I}_{n+p \cdot (t-1) + k} = \tilde{\mathcal{I}}_{(t,k)}$ for $t = 1, \dots, N-1$ and $k = 1, \dots, p$. Notice that the maximum and minimum values of the function over the concave envelope always occur at the extreme points of $\mathcal{P}(\tilde{\mathbf{z}})$.

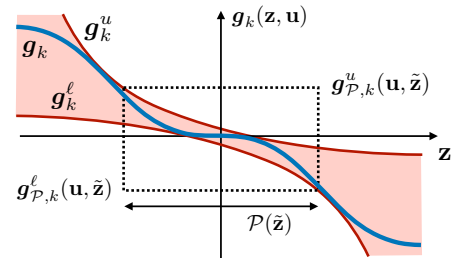


Fig. 2. Example of a concave envelope.

Lemma 3. Consider the parameter $\tilde{\mathbf{z}} = [(\mathbf{z}^u)^T \ (-\mathbf{z}^\ell)^T]^T$. If $\forall \mathbf{z} \in \{\mathbf{z} \mid \mathbf{z}_i \in \{\mathbf{z}_i^\ell, \mathbf{z}_i^u\}, \forall i \in \mathcal{I}_k\}$,

$$\begin{aligned} \mathbf{g}_{\mathcal{P},k}^u(\mathbf{u}, \tilde{\mathbf{z}}) &\geq \mathbf{g}_k^u(\mathbf{z}, \mathbf{u}) \\ \mathbf{g}_{\mathcal{P},k}^\ell(\mathbf{u}, \tilde{\mathbf{z}}) &\leq \mathbf{g}_k^\ell(\mathbf{z}, \mathbf{u}), \end{aligned} \quad (25)$$

then $\forall \mathbf{x} \in \mathcal{P}(\tilde{\mathbf{z}})$,

$$\mathbf{g}_{\mathcal{P},k}^\ell(\mathbf{u}, \tilde{\mathbf{z}}) \leq \mathbf{g}_k(\mathbf{z}, \mathbf{u}) \leq \mathbf{g}_{\mathcal{P},k}^u(\mathbf{u}, \tilde{\mathbf{z}}).$$

Proof. Since $\mathbf{g}_{\mathcal{W},k}^u$ is convex with respect to \mathbf{z} and \mathbf{u} , the maximum of the function over the polytope $\mathcal{P}(\tilde{\mathbf{z}})$ occurs at one of its vertices. \square

The number of inequality constraints in (25) is $2^{\mathcal{I}_k+1}$ by listing all possible vertices. For example, if the nonlinear residual is $\mathbf{g}_k^u(\mathbf{z}, \mathbf{u}) = \mathbf{z}_i^2$, then its upper bound can be confirmed by the constraints $\mathbf{g}_{\mathcal{P},k}^u \geq (\mathbf{z}_i^u)^2$ and $\mathbf{g}_{\mathcal{P},k}^u \geq (\mathbf{z}_i^\ell)^2$. Given the system has a sparse nonlinear representation defined in (2), there are only a small number of vertices to track. The convex restriction gives the following closed-form condition for ensuring the existence of the state trajectory inside the self-mapping set $\mathcal{P}(\tilde{\mathbf{z}})$.

E. Relationship between Control Action and Tube

Using concave envelopes and fixed point representation of the dynamical equation, the relationship between the control action and the state trajectory tube $\mathcal{P}(\tilde{\mathbf{z}})$ in (22) can be established. Let us define the constant matrices $K \in \mathbb{R}^{2|\mathbf{z}| \times (p \cdot N + n)}$ and $R \in \mathbb{R}^{2|\mathbf{z}| \times |\mathbf{w}|}$ by

$$K = \begin{bmatrix} -CJ_{F,(0)}^{-1}M \\ CJ_{F,(0)}^{-1}M \end{bmatrix}, \quad R = \begin{bmatrix} -CJ_{F,(0)}^{-1}B \\ CJ_{F,(0)}^{-1}B \end{bmatrix}. \quad (26)$$

The constant matrices $K^+, K^- \in \mathbb{R}^{2|\mathbf{z}| \times (p \cdot N + n)}$ denote $K_{ij}^+ = \max\{K_{ij}, 0\}$ and $K_{ij}^- = \min\{K_{ij}, 0\}$ for each element of K . The following theorem provides a convex inner-approximation of the control action and the outer-approximation of the state trajectory against the uncertainty with a given robustness margin γ .

Theorem 2. Consider the uncertainty set $\mathcal{W}^Q(\gamma)$ such that

$$\begin{aligned} \mathcal{W}_{\text{init}}^Q(\gamma) &= \{w_{\text{init}} \mid w_{\text{init}}^T \Sigma_{\text{init}}^{-1} w_{\text{init}} \leq \gamma^2\} \\ \mathcal{W}_t^Q(\gamma) &= \{w_t \mid w_t^T \Sigma_t^{-1} w_t \leq \gamma^2\}, \end{aligned}$$

for $t = 0, \dots, N-1$. Given the control trajectory \mathbf{u} , there exists a unique state trajectory \mathbf{x} such that $\mathbf{x} \in \mathcal{P}(\tilde{\mathbf{z}})$ for all $\mathbf{w} \in \mathcal{W}$, if there exists $\tilde{\mathbf{z}} \in \mathbb{R}^{2|\mathbf{z}|}$ such that

$$K^+ \mathbf{g}_{\mathcal{P}}^u(\mathbf{u}, \tilde{\mathbf{z}}) + K^- \mathbf{g}_{\mathcal{P}}^\ell(\mathbf{u}, \tilde{\mathbf{z}}) + \xi(\gamma) \leq \tilde{\mathbf{z}}, \quad (27)$$

where for $i = 1, \dots, |\mathbf{z}|$,

$$\xi_i(\gamma) = R_i w^{(0)} + \gamma \|R_i \Sigma\|_2. \quad (28)$$

The constant matrix $\Sigma \in \mathbb{R}^{|\mathbf{w}| \times |\mathbf{w}|}$ is defined as

$$\Sigma = \text{blkdiag}(\Sigma_{\text{init}}, \Sigma_0, \dots, \Sigma_{N-1}). \quad (29)$$

Proof. The condition ensures that, for $i = 1, \dots, 2|\mathbf{z}|$,

$$\begin{aligned} &\max_{\mathbf{w} \in \mathcal{W}} \max_{\mathbf{x} \in \mathcal{P}(\tilde{\mathbf{z}})} (K_i^+ \mathbf{g}(C\mathbf{x}, \mathbf{u}) + R_i \mathbf{w}) \\ &\leq \max_{\mathbf{x} \in \mathcal{P}(\tilde{\mathbf{z}})} (K_i^+ \mathbf{g}^u(C\mathbf{x}, \mathbf{u}) + K_i^- \mathbf{g}^\ell(C\mathbf{x}, \mathbf{u})) + \max_{\mathbf{w} \in \mathcal{W}} R_i \mathbf{w} \\ &\leq K_i^+ \max_{\mathbf{x} \in \mathcal{P}(\tilde{\mathbf{z}})} \mathbf{g}^u(C\mathbf{x}, \mathbf{u}) + K_i^- \min_{\mathbf{x} \in \mathcal{P}(\tilde{\mathbf{z}})} \mathbf{g}^\ell(C\mathbf{x}, \mathbf{u}) + \xi_i(\gamma) \\ &= K_i^+ \mathbf{g}_{\mathcal{P}}^u(\mathbf{u}, \tilde{\mathbf{z}}) + K_i^- \mathbf{g}_{\mathcal{P}}^\ell(\mathbf{u}, \tilde{\mathbf{z}}) + \xi_i(\gamma) \leq \tilde{\mathbf{z}}_i. \end{aligned}$$

Then for all $\mathbf{x} \in \mathcal{P}(\tilde{\mathbf{z}})$ and $\mathbf{w} \in \mathcal{W}$, the nonlinear map $T(\mathbf{x}) = -J_{F,(0)}^{-1} M \mathbf{g}(\mathbf{z}, \mathbf{u}) - J_{F,(0)}^{-1} B \mathbf{w}$ satisfies $T(\mathbf{x}) \in \mathcal{P}(\tilde{\mathbf{z}})$. Therefore, the set $\mathcal{P}(\tilde{\mathbf{z}})$ satisfies Brouwer's fixed point theorem. Then, there exists a fixed point, $T(\mathbf{x}) = \mathbf{x}$ with $\mathbf{x} \in \mathcal{P}(\tilde{\mathbf{z}})$, which is equivalent to satisfying $F(\mathbf{x}, \mathbf{u}, \mathbf{w}) = 0$. Moreover, the state trajectory is unique from Lemma 1. \square

The condition could be viewed as a special case of the convex restriction with the robustness constraint proposed in [24] where the equality constraints are given by the dynamical equation. Next, we add safety constraints to the MPC problem by ensuring the self-mapping tube $\mathcal{P}(\tilde{\mathbf{z}})$ avoids all obstacles.

F. Convex Restriction of Safety Constraints

In this section, we propose a procedure that derives the convex restriction of the safety constraints. The objective is to find a convex subset of \mathcal{X}_t around $x_t^{(0)}$ for $t = 1, \dots, N$. We will later use this restricted set to certify that the trajectories lie inside the safety constraints. Consider the solution of the following convex optimization problem,

$$b_{t,(i)} = \arg \min_{\tilde{\mathbf{x}} \in \mathcal{B}_{t,(i)}} \frac{1}{2} \|\tilde{\mathbf{x}} - x_t^{(0)}\|_2^2, \quad (30)$$

where $\mathcal{B}_{t,(i)}$, $i = 1, \dots, s$ are obstacle representation of the constraints introduced in (3). The value $b_{t,(i)}$ is the coordinates inside the obstacle that is closest to $x_t^{(0)}$. The necessary and sufficient condition for optimality for the problem in (30) is

$$(b_{t,(i)} - x_t^{(0)})^T (\tilde{\mathbf{x}} - b_{t,(i)}) \geq 0, \quad \forall \tilde{\mathbf{x}} \in \mathcal{B}_{t,(i)}, \quad (31)$$

which is a set of linear constraints with respect to $\tilde{\mathbf{x}}$. Using the condition above, the following lemma ensures that the states avoid the obstacle, $\mathcal{B}_{t,(i)}$.

Lemma 4. The state x_t satisfies the safety constraints, $x_t \in \mathcal{X}_t$, if x_t satisfies

$$L_t C_t x_t + d_t < 0, \quad (32)$$

where the constants $L_t \in \mathbb{R}^{s \times n}$ and $d_t \in \mathbb{R}^s$ are

$$L_t = \begin{bmatrix} (b_{t,(1)} - x_t^{(0)})^T C_t^\dagger \\ \vdots \\ (b_{t,(s)} - x_t^{(0)})^T C_t^\dagger \end{bmatrix}, \quad d_t = \begin{bmatrix} (x_t^{(0)} - b_{t,(1)})^T b_{t,(1)} \\ \vdots \\ (x_t^{(0)} - b_{t,(s)})^T b_{t,(s)} \end{bmatrix}.$$

where C_t^\dagger is the pseudo-inverse of the matrix C_t .

Proof. The condition in (32) ensures that

$$(b_{t,(i)} - x_t^{(0)})^T (x_t - b_{t,(i)}) < 0, \quad i = 1, \dots, s.$$

Since the constant $b_{t,(i)}$ is the optimal solution of (30), the inequality condition in (31) is satisfied for all x_t in $\mathcal{B}_{t,(i)}$. Therefore, $x_t \notin \mathcal{B}_{t,(i)}$ and satisfies the safety constraints. \square

Lemma 4 provides the convex restriction of the safety constraints. Given the convex set of states that avoids the obstacles, the robust feasibility of the control action can be verified by ensuring that the state trajectory tube $\mathcal{P}(\tilde{z})$ lies inside (32). Next, we provide a sufficient condition for the robust feasible control action.

Recall that the definition of robust feasible control action is that, there exists a unique state trajectory \mathbf{x} such that $x_t \in \mathcal{X}_t$ for all $\mathbf{w} \in \mathcal{W}$ and $t = 1, \dots, N$.

Theorem 3. The control trajectory \mathbf{u} is a robust feasible control action according to Definition 1 if there exists $\tilde{\mathbf{z}} = [(\mathbf{z}^u)^T (-\mathbf{z}^\ell)^T]^T$ such that

$$K^+ \mathbf{g}_P^u(\mathbf{u}, \tilde{\mathbf{z}}) + K^- \mathbf{g}_P^\ell(\mathbf{u}, \tilde{\mathbf{z}}) + \xi(\gamma) \leq \tilde{\mathbf{z}} \quad (33a)$$

$$L_t^+ z_t^u + L_t^- z_t^\ell + d_t < 0, \quad \forall t = 1, \dots, N, \quad (33b)$$

where $\xi(\gamma)$ is defined in (28).

Proof. Condition (33a) ensures that there exists a unique state trajectory $\mathbf{x} \in \mathcal{P}(\tilde{\mathbf{z}})$ from Theorem 2. Condition (33b) ensures that

$$L_t z_t + d_t \leq L_t^+ z_t^u + L_t^- z_t^\ell + d_t < 0,$$

for $t = 1, \dots, N$. From Lemma 4, for all $\mathbf{x} \in \mathcal{P}(\tilde{\mathbf{z}})$, $x_t \in \mathcal{X}_t$, and thus there exists a unique state trajectory satisfying the safety constraints for all $\mathbf{w} \in \mathcal{W}$. \square

We will denote the convex restriction of the robust feasible control action by $\mathcal{U}_{\gamma, (0)}^{\text{cvxrs}} \subseteq \mathbb{R}^{m \cdot N}$, which is defined by

$$\mathcal{U}_{\gamma, (0)}^{\text{cvxrs}} = \{\mathbf{u} \mid \exists \tilde{\mathbf{z}}, K^+ \mathbf{g}_P^u(\mathbf{u}, \tilde{\mathbf{z}}) + K^- \mathbf{g}_P^\ell(\mathbf{u}, \tilde{\mathbf{z}}) \leq \tilde{\mathbf{z}} \\ L_t^+ z_t^u + L_t^- z_t^\ell + d_t < 0, \quad \forall t = 1, \dots, N\}.$$

The subscript (0) denotes that the convex restriction used $\mathbf{x}^{(0)}$ and $\mathbf{u}^{(0)}$ as the nominal variable to evaluate the Jacobians in (10) and (12). The condition for $\mathcal{U}_{\gamma, (0)}^{\text{cvxrs}}$ can be written as closed-form convex quadratic constraints where the number of constraints grows linearly with respect to $n \cdot N$ and $s \cdot N$.

Remark 1. The number of constraints in (33) is bounded by $n \cdot (N + 1) \cdot 2^{|\mathcal{Z}|+1} + 2q \cdot (N + 1) + s \cdot N$.

Given that the nonlinearity of the system is sparse according to Definition 2, $2^{|\mathcal{Z}|}$ can be treated as a constant. Next, we present a special case where the uncertainty enters the nonlinear dynamics as an additive disturbance.

G. Robustness of the Planned Trajectory

Given the nominal control trajectory $\mathbf{u}^{(0)}$, the robustness margin of the control action can be defined as the maximum margin of uncertainty that the system can tolerate. This problem can be solved by a convex optimization problem using convex restriction,

$$\begin{aligned} & \underset{\gamma, \tilde{\mathbf{z}}}{\text{maximize}} && \gamma \\ & \text{subject to} && K^+ \mathbf{g}_P^u(\mathbf{u}^{(0)}, \tilde{\mathbf{z}}) + K^- \mathbf{g}_P^\ell(\mathbf{u}^{(0)}, \tilde{\mathbf{z}}) + \xi(\gamma) \leq \tilde{\mathbf{z}} \\ & && L_t^+ z_t^u + L_t^- z_t^\ell + d_t < 0, \quad \forall t = 1, \dots, N, \end{aligned} \quad (34)$$

We note that the convex restriction is only a sufficient condition, and the solution of the problem in (34) is the lower

bound of the true robustness margin. Alternatively, the convex restriction can be used to solve the constrained robust MPC problem, which is described in the following section.

IV. SEQUENTIAL CONVEX RESTRICTION

In this section, we will go over the details of the sequential convex restriction algorithm. The algorithm solves the original constrained robust MPC problem in (6) via a sequence of deterministic convex optimization problems, which has a fairly complete theory and tractable algorithms.

A. Objective Function

The state trajectory is determined by the realizations of uncertain variables and forms a set contained in $\mathcal{P}(\tilde{\mathbf{z}})$. The robust optimization formulation minimizes the worst-case cost in (7) associated with the tube around the state trajectories, $\mathcal{P}(\tilde{\mathbf{z}})$, which is defined as

$$c^u(\mathbf{u}, \tilde{\mathbf{z}}) \geq \max_{\mathbf{x} \in \mathcal{P}(\tilde{\mathbf{z}})} c(\mathbf{x}, \mathbf{u}). \quad (35)$$

The matrix $Q_t^{1/2} \in \mathbb{R}^{n \times n}$ will denote the LU decomposition of Q_t such that $Q_t = (Q_t^{1/2})^T Q_t^{1/2}$. The following lemma provides a convex constraints for (35).

Lemma 5. If there exists $y_t^u \in \mathbb{R}^q$ for $t = 1, \dots, N$ such that

$$\begin{aligned} c^u & \geq \frac{1}{2} \sum_{t=0}^{N-1} ((y_t^u)^T y_t^u + u_{t-1}^T R_{t-1} u_{t-1}) + (y_N^u)^T y_N^u, \\ y_t^u & \geq [Q_t^{1/2} C^\dagger]^+ z_t^u + [Q_t^{1/2} C^\dagger]^- z_t^\ell, \\ y_t^u & \geq [Q_t^{1/2} C^\dagger]^+ x_t^\ell + [Q_t^{1/2} C^\dagger]^- z_t^u, \end{aligned} \quad (36)$$

for $t = 1, \dots, N$, then $c^u \geq c(\mathbf{x}, \mathbf{u})$ for all $\mathbf{x} \in \mathcal{P}(\tilde{\mathbf{z}})$.

Given the convex restriction of robust feasibility control action and the over-estimator of the objective function, we can solve the constrained robust MPC problem in (6) by replacing the nonconvex constraints with convex restriction,

$$\begin{aligned} & \underset{\mathbf{u}, \tilde{\mathbf{z}}}{\text{minimize}} && c^u(\mathbf{u}, \tilde{\mathbf{z}}) \\ & \text{subject to} && \text{Constraints in (25), (33), and (36)}. \end{aligned} \quad (37)$$

The optimal solution of (37) is always robust feasible, and the solution for \mathbf{u} can be directly used as the control action. The convex restriction is always constructed around the nominal point, and we can repeat this process by updating the nominal solution at every iteration.

B. Sequential Convex Restriction

Sequential Convex Restriction (SCR) iteratively solves the optimization problem in (37) to solve the original problem in (6). The algorithm iterates between (a) solving the optimization problem with a convex restriction condition constructed around the nominal trajectory, and (b) setting the solution of the optimization problem as the new nominal trajectory. The convergence properties were studied in [24], and power systems applications were considered in [23]. The algorithm for

Algorithm 1 Sequential Convex Restriction (SCR) for Constrained Robust MPC

Initialization: $u^{(0)} = u_0, x^{(0)} = x_0, k = 0$
while $\|f_0(u^{(k+1)}) - f_0(u^{(k)})\|_2 > \varepsilon$ **do**
 for $t = 1 : N$ **do**
 for $i = 1 : s$ **do**
 $b_{t,(i)} = \arg \min_{x_t \in \mathcal{B}_{t,(i)}} \frac{1}{2} \|x_t - x_t^{(0)}\|_2^2$
 end for
 end for
 $u^{(k+1)} = \arg \min_{u \in \mathcal{U}_{\gamma_t^{(k)}}^{\text{cvxs}}} f_0(u)$
 for $t = 0 : N - 1$ **do**
 $x_{t+1}^{(k+1)} = f_t(x_t^{(k+1)}, u_t^{(k+1)} + B_t w_t^{(0)})$
 end for
 $k := k + 1$
end while

Model Predictive Control application is described in Algorithm 1 with the termination threshold $\varepsilon > 0$.

The sequential convex restriction is a local search method, and its convergence depends on the initializations of the variables. Note that the initialization of the algorithm is denoted by $\mathbf{x}^{(0)}$, which is different from the initial state x_0 of the dynamical system. The main part of the algorithm consists of three main steps. The first is finding the convex restriction of the safety constraint, according to Lemma 4. The second step is solving the convex optimization problem with convex restriction. As was shown in Remark 1, the optimization solves a convex quadratic problem that scales with $n \cdot N$ and $s \cdot N$ for sparse nonlinear systems. The third step is retrieving the state trajectory using the new control solution. This step can be done by simply simulating the dynamics. By leveraging warm-start in convex optimization problems, the sequence of problems can be solved efficiently. A related algorithm for the non-robust formulation is Sequential Quadratic Programming [26], which had a wide range of applications in MPC [30]–[32]. The key advantage of Sequential Convex Restriction is that it enables consideration of robust feasibility against the uncertainty.

V. NUMERICAL RESULTS

This section presents a numerical example that is illustrated on a ground vehicle navigation model. This example contains nonconvex safety constraints, which are obstacles in the context of navigation problems. The numerical experiments were done on 3.3 GHz Intel Core i7 with 16 GB Memory, and the convex optimization problems were implemented with JuMP/Julia [33]. The MOSEK solver was used to solve the convex QCQP problems generated by convex restriction.

A. Ground Vehicle Model

The dynamics of the ground vehicle is given by

$$\frac{d}{dt} \begin{bmatrix} x_1 \\ x_2 \\ v \\ \theta \end{bmatrix} = \begin{bmatrix} v \cos \theta + w_1 \\ v \sin \theta + w_2 \\ u_1 \\ u_2 \end{bmatrix} \quad (38)$$

where $(x_1, x_2) \in \mathbb{R}^2$ and $\theta \in \mathbb{R}$ are the vehicle's position and direction, $v \in \mathbb{R}$ is the speed, and $u \in \mathbb{R}^2$ is the control action. The state is defined by $x_t = [x_{t,1}, x_{t,2}, v_t, \theta_t]^T$. Euler's forward method was used for time discretization with the step size $h = 0.05$. We define the nonlinear feedback representation with $C_t = I_{4 \times 4}$ so that $z_t = x_t$. The degree of sparsity in this system is $|\mathcal{I}|=2$ since the terms $v \cos \theta$ and $v \sin \theta$ involve v and θ as the dependent variables. The safety constraints considered two time-invariant obstacles, which are expressed by a polytope of the form $\mathcal{B}_{(i)}$, $i = 1, 2$. These obstacles are shown in blue in Figure 3. The uncertainty in the initial condition and the dynamics were $\mathcal{W}_{\text{init}}^Q(\gamma_{\text{init}}) = \{x_0 \mid \|x_0 - x_0^{(0)}\|_2^2 \leq \gamma_{\text{init}}^2\}$ and $\mathcal{W}_t^Q(\gamma_{\text{dyn}}) = \{w_t \mid \|w_t\|_2^2 \leq \gamma_{\text{dyn}}^2\}$. The initial position of the vehicle was $(x_1, x_2) = (-25, -80)$ with the initial velocity and angle $(v, \theta) = (0, 0)$. The control actions were subject to the limits, $u_{t,1} \in [-100, 20]$ and $u_{t,2} \in [-1.5, 1.5]$. The target position was set to the origin $(0, 0)$.

Given the configuration of the system, we ask and address the following questions:

- How robust is a given control action?
- Can we compute the robust feasible control action?
- How can we make the current control action more robust?

We provide computationally tractable answers to these questions in the following sections using the proposed approach.

B. Robustness of a given Trajectory

First, we analyze the robustness of a given nominal trajectory based on the analysis in Section III-G. The given control action was set to $u_t = [15, 0.75]^T$ if $t \leq N/2$ and $u_t = [-15, -0.75]^T$ if $t > N/2$. We consider the uncertainty in initial condition (the initial state x_0) and dynamics separately. The lower bounds on the robustness was solved based on the optimization problem in (34).

1) *Robustness against Uncertain Initial Condition:* Robustness in the initial condition can be solved by maximizing γ in (34) where Σ_{init} is an identity matrix of size n by n , and Σ_t is a zero matrix of size r by r for all t . The solution of the optimization problem gives $\gamma_{\text{init}} = 0.950$, and the computation time was 0.274 seconds. The exact robustness margin could be also found in this case based on (30) by computing $\min_{t,i} b_{t,(i)}$. The exact margin in this experiment was 1.258, and thus our results give a non-trivial robustness margin by just solving a convex optimization problem.

2) *Robustness against Uncertain Dynamics:* The robustness in dynamics was solved by maximizing γ in (34) where Σ_{init} is a zero matrix of size n by n , and Σ_t is an identity matrix of size r by r for all t . The solution for this problem was $\gamma = 0.288$, and the computation time was 0.239 seconds.

C. Constrained Robust Model Predictive Control

The constrained robust MPC was solved using sequential convex restriction. The uncertainty sets were fixed to $\mathcal{W}_{\text{init}}^Q = \{x_0 \mid \|x_0 - x_0^{(0)}\|_2^2 \leq 0.5^2\}$ and $\mathcal{W}_t^Q = \{w_t \mid \|w_t\|_2^2 \leq 0.5^2\}$ for all t . The objective function was set to $Q_t^{1/2} = [1 \ 0 \ 0 \ 0; \ 0 \ 1 \ 0 \ 0]$ and $R_t^{1/2} = \text{blkdiag}(0.1, 0.01)$ for all t . The computation sampling period

of the receding horizon in the MPC problem was set to 0.25 seconds, which corresponds to 5 steps. The subproblems were solved with SCR described in Algorithm 1.

TABLE I
COMPUTATION TIME AND COST WITH VARIOUS PREDICTION HORIZON

Prediction horizon	Solver time (seconds)	Number of Constraints	Avg. number of Iterations	Nominal cost
$N = 10$	0.164	304	13	246662
$N = 20$	0.464	604	13	235694
$N = 30$	1.129	904	11	235590
$N = 40$	2.560	1204	14	235598

Table I shows the computation time and nominal cost when the prediction horizon was varied. The average solver time per iteration of SCR is shown in the table, as well as the number of constraints sent to the solver. The number of constraints grows linearly with respect to the number of prediction horizon as it was pointed out in Remark 1. The average number of iterations that SCR took to converge is also shown in Table I.

The following experiments show the result where the initial trajectory was computed by SCR with the prediction horizon $N = 20$, which was optimized again using SCR with $N = 80$. The initial nominal control trajectory was set to zero, which is a feasible solution.

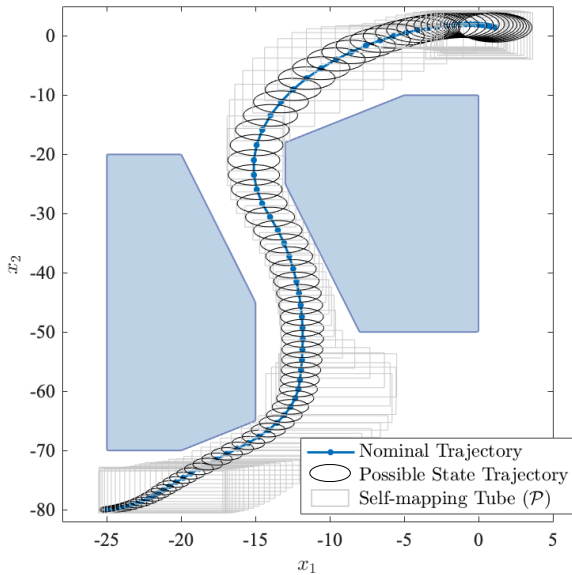


Fig. 3. The nominal state trajectory obtained by the sequential convex restriction is shown in blue line. The obstacles are shown in two blue regions, and the uncertainty set is shown with black circles. The grey rectangular boxes show the solution for the self-mapping tube $\mathcal{P}(\bar{z})$, which provides the outer approximation of the possible state trajectories.

Figure 3 shows the nominal state trajectories of the solution to the algorithm as well as the set of possible state trajectories under uncertainty and the self-mapping tube. The set of possible state trajectories under uncertainty grows with time due to the uncertain variable in dynamics. The self-mapping tube is guaranteed to contain the possible state trajectory and satisfies the safety constraints.

Figure 4 and 5 show the state and control trajectories of the solution from sequential convex restriction. The position of the

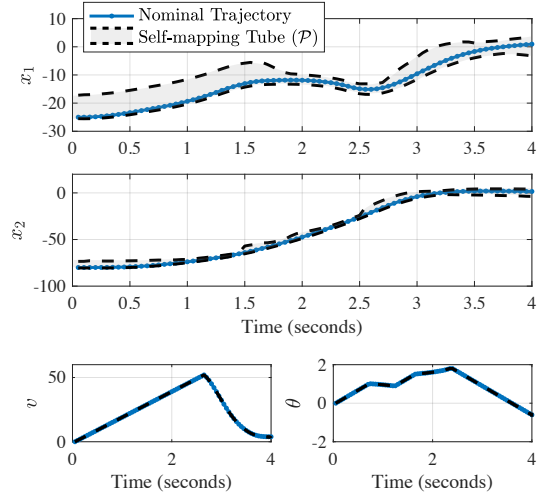


Fig. 4. The state trajectories for the obtained control action is shown with the self-mapping tube obtained by the convex restriction.

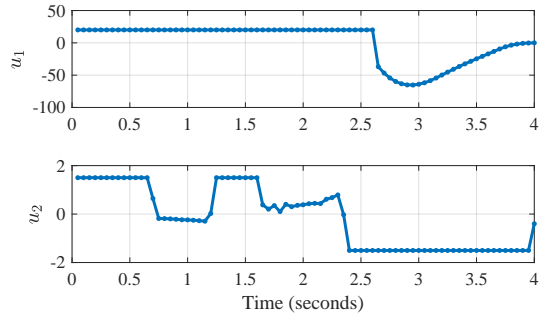


Fig. 5. The control action obtained by the convex restriction is shown. The limits of the control inputs are $u_1 \in [-100, 20]$ and $u_2 \in [-1.5, 1.5]$.

vehicle safely arrives at the target point. The trajectories of the vehicle's velocity and angle are tight to the self-mapping tube since the associated dynamics are linear and are not affected by the uncertain variables.

One unconventional feature in convex restriction that distinguishes itself from conventional approaches is that it does not rely on the propagation of the uncertainty set in the time domain. The outer approximation in Figure 3 is verified via the fixed-point theorem. The tightness of the outer approximation is enforced only on the bottom and left faces of the rectangles where the worst-case cost occurs since it is the furthest point away from the target point. This feature allows us to obtain the tube that satisfies the safety constraint while not overly approximating the worst-case realization of the state trajectories.

VI. CONCLUSION

This paper considered the constrained robust model predictive control, which requires the satisfaction of safety constraints under all realizations of uncertainty. The main advantage of our MPC formulation is that we provide a unified treatment to the problem involving nonlinear dynamics, nonconvex safety constraints, and provable robustness against

uncertainty. This paper presented that there is a tractable solution to the problem using sequential convex restriction.

Future work includes extending the analysis to consider secondary feedback control to maximize the robustness of the system. The feedback control can establish connections to stability analysis and reduce the variance of the state trajectory. Combined solutions from stability and convex restriction can further enhance both the optimality and the robustness.

APPENDIX

A. Concave Envelope for Bilinear Function

Bilinear functions can be bounded by the following concave envelopes with some $\rho_1, \rho_2 > 0$ and the nominal point $x^{(0)}, y^{(0)}$ [23]:

$$\begin{aligned} xy &\geq x^{(0)}y^{(0)} + y^{(0)}(x - x^{(0)}) + x^{(0)}(y - y^{(0)}) \\ &\quad - \frac{1}{4} \left[\rho_1(x - x^{(0)}) - \frac{1}{\rho_1}(y - y^{(0)}) \right]^2 \\ xy &\leq x^{(0)}y^{(0)} + y^{(0)}(x - x^{(0)}) + x^{(0)}(y - y^{(0)}) \\ &\quad + \frac{1}{4} \left[\rho_2(x - x^{(0)}) + \frac{1}{\rho_2}(y - y^{(0)}) \right]^2. \end{aligned}$$

B. Concave Envelope for Trigonometric Function

Trigonometric functions can be bounded by the following quadratic concave envelopes given the nominal point $\theta^{(0)}$ [24]:

$$\begin{aligned} \sin \theta &\geq \sin \theta^{(0)} + \cos \theta^{(0)}(\theta - \theta^{(0)}) - \frac{1}{2}(\theta - \theta^{(0)})^2 \\ \sin \theta &\leq \sin \theta^{(0)} + \cos \theta^{(0)}(\theta - \theta^{(0)}) + \frac{1}{2}(\theta - \theta^{(0)})^2 \\ \cos \theta &\geq \cos \theta^{(0)} - \sin \theta^{(0)}(\theta - \theta^{(0)}) - \frac{1}{2}(\theta - \theta^{(0)})^2 \\ \cos \theta &\leq \cos \theta^{(0)} - \sin \theta^{(0)}(\theta - \theta^{(0)}) + \frac{1}{2}(\theta - \theta^{(0)})^2. \end{aligned}$$

REFERENCES

- [1] E. F. Camacho and C. Bordons, "Model predictive control," in *Advanced Textbooks in Control and Signal Processing*, 2007.
- [2] B. Kouvaritakis and M. Cannon, "Model predictive control," *Switzerland: Springer International Publishing*, 2016.
- [3] J. B. Rawlings, D. Q. Mayne, and M. M. Diehl, *Model Predictive Control: Theory, Computation, and Design*. Nob Hill Publishing, 2017.
- [4] A. Majumdar and R. Tedrake, "Funnel libraries for real-time robust feedback motion planning," *International Journal of Robotics Research*, vol. 36, no. 8, pp. 947–982, 2017.
- [5] A. Bemporad and M. Morari, "Robust model predictive control: A survey," in *Robustness in identification and control*, A. Garulli and A. Tesi, Eds. London: Springer London, 1999, pp. 207–226.
- [6] M. V. Kothare, V. Balakrishnan, and M. Morari, "Robust constrained model predictive control using linear matrix inequalities," *Automatica*, vol. 32, no. 10, pp. 1361–1379, Oct 1996.
- [7] W. Langson, I. Chrysochoos, S. V. Raković, and D. Q. Mayne, "Robust model predictive control using tubes," *Automatica*, vol. 40, no. 1, pp. 125–133, Jan 2004.
- [8] D. Q. Mayne, M. M. Seron, and S. V. Raković, "Robust model predictive control of constrained linear systems with bounded disturbances," *Automatica*, vol. 41, no. 2, pp. 219–224, Feb 2005.
- [9] D. Q. Mayne, S. V. Raković, R. Findeisen, and F. Allgöwer, "Robust output feedback model predictive control of constrained linear systems: Time varying case," *Automatica*, vol. 45, no. 9, pp. 2082–2087, Sep 2009.
- [10] D. Lee and K. Turitsyn, "Robust Transient Stability Assessment via Reachability Analysis," *2017 IREP X Bulk Power Systems Dynamics and Control Symposium*, 2017.
- [11] T. Dang and R. Testylier, "Reachability analysis for polynomial dynamical systems using the Bernstein expansion," *Reliable Computing*, vol. 17, no. 1, pp. 1–24, 2011.
- [12] M. A. Ben Sassi, R. Testylier, T. Dang, and A. Girard, *Reachability Analysis of Polynomial Systems Using Linear Programming Relaxations*. Berlin, Heidelberg: Springer Berlin Heidelberg, 2012, pp. 137–151.
- [13] R. E. Moore, R. B. Kearfott, and M. J. Cloud, *Introduction to Interval Analysis*. SIAM, 2009.
- [14] L. Jaulin, "Nonlinear bounded-error state estimation of continuous-time systems," *Automatica*, vol. 38, no. 6, pp. 1079–1082, 2002.
- [15] I. M. Mitchell, A. M. Bayen, and C. J. Tomlin, "A time-dependent Hamilton-Jacobi formulation of reachable sets for continuous dynamic games," *IEEE Transactions on Automatic Control*, vol. 50, no. 7, pp. 947–957, 2005.
- [16] M. Chen, S. L. Herbert, M. S. Vashishtha, S. Bansal, and C. J. Tomlin, "Decomposition of Reachable Sets and Tubes for a Class of Nonlinear Systems," *IEEE Transactions on Automatic Control*, vol. 63, no. 11, pp. 3675–3688, November 2018.
- [17] P. A. Parrilo, "Structured semidefinite programs and semialgebraic geometry methods in robustness and optimization," *PhD thesis, California Institute of Technology, Pasadena, CA*, vol. 2000, p. 117, 2000.
- [18] M. M. Tobenkin, I. R. Manchester, and R. Tedrake, "Invariant funnels around trajectories using Sum-of-Squares programming," in *IFAC Proceedings Volumes (IFAC-PapersOnline)*, vol. 44, no. 1 PART 1, 2011, pp. 9218–9223.
- [19] A. Majumdar, A. A. Ahmadi, and R. Tedrake, "Control design along trajectories with sums of squares programming," in *Proceedings - IEEE International Conference on Robotics and Automation*, 2013, pp. 4054–4061.
- [20] E. M. Aylward, P. A. Parrilo, and J. J. E. Slotine, "Stability and robustness analysis of nonlinear systems via contraction metrics and SOS programming," *Automatica*, vol. 44, no. 8, pp. 2163–2170, August 2008.
- [21] S. Singh, A. Majumdar, J. J. Slotine, and M. Pavone, "Robust online motion planning via contraction theory and convex optimization," in *Proceedings - IEEE International Conference on Robotics and Automation*, 2017, pp. 5883–5890.
- [22] S. L. Herbert, M. Chen, S. Han, S. Bansal, J. F. Fisac, and C. J. Tomlin, "FaSTrack: A modular framework for fast and guaranteed safe motion planning," in *IEEE Conference on Decision and Control (CDC)*, 2017, pp. 1517–1522.
- [23] D. Lee, H. D. Nguyen, K. Dvijotham, and K. Turitsyn, "Convex Restriction of Power Flow Feasibility Sets," *IEEE Transactions on Control of Network Systems*, vol. 6, no. 3, pp. 1235–1245, September 2019.
- [24] D. Lee, K. Turitsyn, and J.-J. Slotine, "Sequential convex restriction and its applications in robust optimization," *arXiv preprint arXiv:1909.01778*, 2019.
- [25] E. A. Coddington and N. Levinson, *Theory of ordinary differential equations*. R.E. Krieger, 1984.
- [26] J. Nocedal and S. Wright, *Numerical optimization*. Springer Science & Business Media, 2006.
- [27] J.-J. E. Slotine and W. Li, *Applied nonlinear control*. Prentice Hall, 1991.
- [28] H. K. Khalil, *Nonlinear Systems*. Prentice Hall, 2002.
- [29] D. Lee, K. Turitsyn, D. K. Molzahn, and L. A. Roald, "Feasible path identification in optimal power flow with sequential convex restriction," *arXiv preprint arXiv:1906.09483*, 2019.
- [30] T. G. Hovgaard, S. Boyd, and J. B. Jørgensen, "Model predictive control for wind power gradients," *Wind Energy*, vol. 18, no. 6, pp. 991–1006, 2015.
- [31] T. G. Hovgaard, S. Boyd, L. F. Larsen, and J. B. Jørgensen, "Nonconvex model predictive control for commercial refrigeration," *International Journal of Control*, vol. 86, no. 8, pp. 1349–1366, 2013.
- [32] B. Alrifaae, J. Maczajewski, and D. Abel, "Sequential convex programming MPC for dynamic vehicle collision avoidance," in *2017 IEEE Conference on Control Technology and Applications (CCTA)*, Aug 2017, pp. 2202–2207.
- [33] I. Dunning, J. Huchette, and M. Lubin, "JuMP: A Modeling Language for Mathematical Optimization," *SIAM Review*, vol. 59, no. 2, pp. 295–320, 2017.