

Asteroseismology: radial oscillations of neutron stars with realistic equation of state

V. Sagun^{1,2}, G. Panotopoulos³, I. Lopes,^{3*}

¹ *CFisUC, Department of Physics, University of Coimbra, 3004-516 Coimbra, Portugal*

² *Bogolyubov Institute for Theoretical Physics, Metrologichna str. 14^B, 03680, Kyiv, Ukraine and*

³ *Centro de Astrofísica e Gravitação-CENTRA, Departamento de Física,*

Instituto Superior Técnico-IST, Universidade de Lisboa-UL,

Av. Rovisco Pais 1, 1049-001, Lisboa, Portugal

We study radial oscillations of non-rotating neutron stars (NSs) in four-dimensional General Relativity. The interior of the NS was modelled within a recently proposed multicomponent realistic equation of state (EoS) with the induced surface tension (IST). In particular, we considered the IST EoS with two sets of model parameters, that both reproduce all the known properties of normal nuclear matter, give a high quality description of the proton flow constraint, hadron multiplicities created in nuclear-nuclear collisions, consistent with astrophysical observations and the observational data from the NS-NS merger.

We computed the 12 lowest radial oscillation modes, their frequencies and corresponding eigenfunctions, as well as the large frequency separation for six selected fiducial NSs (with different radii and masses of 1.2, 1.5 and 1.9 solar masses) of the two distinct model sets. The calculated frequencies show their continuous growth with an increase of the NS central baryon density. Moreover, we found correlations between the behaviour of first eigenfunction calculated for the fundamental mode, the adiabatic index and the speed of sound profile, which could be used to probe the internal structure of NSs with the asteroseismology data.

Keywords: neutron stars, equation of state, oscillations, asteroseismology

I. INTRODUCTION

Compact objects, such as white dwarfs, neutron stars (NSs), hybrid or strange quark stars [21, 27, 41], are the final fate of stars, and they are characterized by ultra-high matter densities. NSs, in particular, are exciting objects as understanding their properties and their observed complex phenomena requires bringing together several different scientific disciplines and lines of research, such as nuclear physics, astrophysics and gravitational physics. These ultra-dense objects, thanks to their extreme conditions, which cannot be reached on earth-based experiments, constitute an excellent cosmic laboratory to study and constrain strongly interacting matter properties at high densities, phase transitions in it, non-conventional physics and alternative theories of gravity.

It is well-known that the properties of compact objects, i.e. mass and radius, depend crucially on the equation of state (EoS), which unfortunately is poorly known. Presently, the main source of information about the properties of dense strongly interacting matter comes from the nucleus-nucleus (A+A) collisional programs which provide us with sufficiently accurate and detailed experimental data on the properties of nuclear and hadron matter at finite temperature. Using these data, however, it is highly non-trivial to formulate an EoS at vanishing temperature that corresponds to conditions inside the NSs.

Another source of information comes from the merger of binary NSs. Thus, the LIGO/Virgo interferome-

ters detection of gravitational waves emitted during the GW170817 NSs merger put constraints on the EoS at the super-high baryonic densities [1]. The precise timing of radio pulsars and X-ray observations of NSs in binaries led to progress in determination of masses and radii of compact stars [28, 42, 43].

Combining all these pieces of information, an EoS with induced surface tension (IST) was recently proposed and tested [34]. The IST EoS simultaneously reproduces existing heavy ion collision experimental data [35], i.e. AGS (Alternating Gradient Synchrotron, Brookhaven National Laboratory), SPS (Super Proton Synchrotron, CERN), RHIC (Relativistic Heavy Ion Collider, Brookhaven National Laboratory) and LHC (Large Hadron Collider, CERN) experiments, the nuclear matter properties [38], the astrophysical and gravitational-wave observations, providing its applicability in the widest range of thermodynamic parameters [34]. Moreover, it was successfully applied to the description of nuclear liquid-gas phase transition with the critical endpoint [19]. As was shown in [34] the IST EoS reproduces NS properties and is fully consistent with all astrophysical data.

On the other hand, asteroseismology is a widely used technique to probe the internal structure of stars which can be applied to NSs in order to study the thermodynamic properties inside the star. Studying the oscillations of stars and computing the frequency modes we can learn more about their composition and the EoS of the strongly interacting matter, since the precise values of the frequency modes are very sensitive to the underlying physics and internal structure of the star, see e.g. [3, 20, 25, 29–31, 39, 47–49] and references therein.

The oscillations in NSs can be excited by accretion, tidal forces in close eccentric binary system, starquakes

*Emails: violetta.sagun@uc.pt, grig-
orios.panotopoulos@tecnico.ulisboa.pt,
ilidio.lopes@tecnico.ulisboa.pt

caused by cracks in the crust, magnetic reconfiguration, during the supernova explosion or any other dynamical instabilities [10, 13, 17, 45].

In the present work, we are interested in studying the radial oscillations of non-rotating NSs. For this purpose we selected six objects with different masses M and radii R (i.e., six fiducial stars of different radii and masses equal to 1.2, 1.5 and 1.9 M_\odot , which represent softer and stiffer EoSs). Performing a thorough analysis of the frequency of radial oscillation modes, that for a NS corresponds to radial acoustic modes, we were able to find a connection between the oscillation frequencies, and the thermodynamic properties (i.e., the EoS) of matter inside the NS. Thus, searches for correlations between the oscillation modes and a strongly interacting matter EoS can help to probe an internal structure of the NSs and, especially, phase transitions in their interior, which is one of the primary targets of compact star physics.

In addition, this work is also very interesting due to its relevance for gravitational physics studies. Thus, despite the fact that radial oscillations of a spherical star do not emit gravitational waves, they can couple to the non-radial oscillations, amplifying them and producing gravitational radiation to a significant level [30]. Moreover, it is well-known that radial and non-radial oscillations share identical global properties. Therefore, by studying the global properties of the radial oscillations, we are also characterizing similar properties of the non-radial oscillations. This is, for instance, the case of a quantity known as the large separation – *frequency difference* of oscillating modes with the same degree and consecutive radial order [e.g., 22].

The next generation of the gravitational wave detectors such as the Einstein Telescope or the Cosmic Explorer could detect such emission and provide information on the compact stars oscillations [9]. Moreover, the launch of the eXTP [18] and other following X-ray missions will also increase the expectations for the detection of the NSs oscillations. When the detection of the radial oscillations of NSs will become possible, such connection can be used to constrain the EoS of compact stars with high precision.

Our work is organized as follows: in the next section we present a brief review of the hydrostatic equilibrium and structure equations, while the description of the EoS used in this study, i.e. the IST EoS, is discussed in section 3. In section 4 we present the equations of radial oscillations in General Relativity, and section 5 is devoted to the discussion of the numerical results obtained in this study. Section 6 is dedicated to the discussion of the excitation mechanisms of the oscillation modes and their detectability with the future gravitational wave detectors. Finally, in section 7, we present the main conclusions of our work. In this study, for convenience we use geometrical units ($\hbar = c = G = 1$) and also adopt the mostly positive metric signature $(-+++)$.

II. HYDROSTATIC EQUILIBRIUM

We briefly review the structure equations for relativistic stars in General Relativity [GR, 12]. The starting point is Einstein's field equations without a cosmological constant, which reads

$$G_{\mu\nu} = R_{\mu\nu} - \frac{1}{2}Rg_{\mu\nu} = 8\pi T_{\mu\nu}, \quad (1)$$

where $g_{\mu\nu}$ is the metric tensor, $R_{\mu\nu}$ is the Ricci tensor, $G_{\mu\nu}$ is the Einstein tensor, and $R = g^{\mu\nu}R_{\mu\nu}$ is the Ricci scalar. The matter is assumed to be a perfect fluid with a stress-energy tensor given by

$$T_{\mu\nu} = Pg_{\mu\nu} + (\rho + P)u_\mu u_\nu \equiv Pg_{\mu\nu} + \zeta u_\mu u_\nu, \quad (2)$$

ρ is the energy density, P is the pressure and u_μ is the four-velocity of the fluid. For convenience of notation, we have also introduced the function $\zeta(r)$ that is given by the expression: $\zeta = \rho + P$.

As usual for non-rotating objects we seek static spherically symmetric solutions assuming for the metric the ansatz

$$ds^2 = -f(r)dt^2 + g(r)dr^2 + r^2(d\theta^2 + \sin^2\theta d\phi^2), \quad (3)$$

where $f(r)$ and $g(r)$ are two unknown metric functions, that can also be written as $f(r) = e^{\lambda_1(r)}$ and $g(r) = e^{\lambda_2(r)} = (1 - 2m(r)/r)^{-1}$. Accordingly, the solutions inside and outside a compact star are obtained from the match of the following equations:

- For the interior of the star ($r < R$), it is convenient to work with the functions $\lambda_1(r)$ and $m(r)$, instead of the functions $f(r)$ and $g(r)$. Thereby, the Tolman-Oppenheimer-Volkoff equations [TOV, 26, 44] for the interior solution of a relativistic star read

$$m'(r) = 4\pi r^2 \rho(r), \quad (4)$$

$$P'(r) = -\zeta(r) \frac{m(r) + 4\pi P(r)r^3}{r(r - 2rm(r))}, \quad (5)$$

$$\lambda_1'(r) = -2 \frac{P'(r)}{\zeta(r)}, \quad (6)$$

where the prime denotes differentiation with respect to r . Moreover, we assume a certain EoS relating P with ρ , to obtain a closed system of differential equations. In the present work we consider the IST EoS [34] as will be described in the next section.

- For the exterior of the star ($r > R$), the matter energy momentum tensor vanishes, and one obtains the well-known Schwarzschild solution [40] that reads

$$f(r) = g(r)^{-1} = 1 - \frac{2M}{r}. \quad (7)$$

The first two equations (4 and 5) are to be integrated with the initial conditions $m(r=0) = 0$ and $P(r=0) = P_c$, where P_c is the central pressure. The radius of the star is determined requiring that the pressure vanishes at the surface, $P(R) = 0$, and the mass of the star is then given by $M = m(R)$. Moreover, it is required that the two solutions match at the surface of the star. Finally, the other metric function can be computed using the third equation (i.e., equation 6) together with the boundary condition $\lambda_1(R) = \ln(1 - 2M/R)$.

III. INDUCED SURFACE TENSION EQUATION OF STATE (IST EOS)

The computation of the TOV equations in a closed form, as well as the calculation of the NS radial oscillation modes require a relation between pressure and energy density, which is given by the EoS. For this purpose we use the IST EoS first formulated for symmetric nuclear matter by [38]. Furthermore, this EoS was formulated for β -equilibrated electrically neutral nucleon-electron mixture and applied to the NS modelling [34, 37]. Here, we use the most recent and advanced version of the IST EoS, which also accounts for the nuclear asymmetry energy [34].

In the Grand Canonical Ensemble the IST EoS has the form of the system of two coupled equations for the pressure p and the IST coefficient σ :

$$p = \sum_{A=n,p,e} p^{id}(m_A, \nu_A^1) - p_{int}(n_B^{id}) + p_{sym}(n_B^{id}, I^{id}), \quad (8)$$

$$\sigma = \sum_{A=n,p} p^{id}(m_A, \nu_A^2) R_{nucl}. \quad (9)$$

Neutrons, protons and electrons (subscript indexes “n”, “p”, and “e”, respectively) with corresponding masses m_A and chemical potentials μ_A ($A = n, p, e$) are physical degrees of freedom explicitly included in the IST EoS. As was shown by the fit of A+A collision experimental data with the multicomponent IST EoS [4], neutrons and protons are supposed to have the same hard core radii $R_n = R_p = R_{nucl}$, which lies in the range from 0.3 to 0.5 fm. For simplicity, interactions of electrons are neglected, and they are treated as free particles with a zero hard core radius $R_e = 0$.

The system of Eqs. (8-9) is written in terms of the zero temperature pressure p^{id} of non-interacting Fermi particles with spin $\frac{1}{2}$ and quantum degeneracy 2, as

$$p^{id}(m, \mu) = \frac{\mu k(2\mu^2 - 5m^2) + 3m^4 \ln \frac{\mu+k}{m}}{24\pi^2} \theta(\mu - m), \quad (10)$$

where $k = \sqrt{\mu^2 - m^2}$ is the Fermi momentum of a particle with mass m and chemical potential μ , and θ is the Heaviside function.

Interaction between nucleons accounts via a short range repulsion of the hard core type controlled by their

hard core radius R_{nucl} and the mean-field type attraction. Such an attraction leads to a negative shift of the one particle energy levels or, equivalently, to a positive contribution U to the effective chemical potential of each nucleon ν_A^1 and ν_A^2 ($A = p, n$). These effective chemical potentials include the effects of the hard core repulsion through the nucleon eigenvolume $V = \frac{4}{3}\pi R_{nucl}^3$ and surface $S = 4\pi R_{nucl}^2$, whereas the mean field attraction and symmetry energy are accounted for through the density and nucleon asymmetry dependent potentials U and U_{sym} , respectively [33]. Thus,

$$\nu_A^1 = \mu_A - pV - \sigma S + U(n_B^{id}) \mp U_{sym}(n_B^{id}, I^{id}), \quad (11)$$

$$\nu_A^2 = \mu_A - pV - \alpha\sigma S + U_0. \quad (12)$$

Requirement of thermodynamic consistency leads to appearance of the mean-field contribution p_{int} to the total pressure. Note, that p_{int} enters the expression for the pressure with sign “-”, since it is caused by the nucleon attraction. These two quantities U and p_{int} (which are controlled by constant parameters C_d^2 and κ) are written explicitly in the following form

$$U(n_B^{id}) = C_d^2 (n_B^{id})^\kappa, \quad p_{int}(n_B^{id}) = \int_0^{n_B^{id}} l \frac{\partial U(l)}{\partial l} dl, \quad (13)$$

where n_B^{id} is the density of the baryonic charge. More precise account for the nucleon attraction leads to an additional positive shift of the particle chemical potential for $U_0 = const$, which, however, does not contribute to the pressure due to its constant value. The nuclear symmetry energy contribution in the IST EoS is also taken into account within the mean-field theory framework. However, it corresponds to the nucleon repulsion, the contribution to the total pressure p_{sym} enters it with sign “+”. Note, that the shifts of the nucleon and proton chemical potentials by modulus are equal to U_{sym} , but have the opposite signs, “-” and “+” for neutrons and protons, respectively. In comparison to the parameterization of p_{sym} in Ref. [34], that gives nuclear asymmetry energy slope at nuclear saturation density $L \sim 113 - 115$ MeV being on the limit of its value constrained by experiments [51], here we considered another parameterization, which, on the one hand, gives lower value of L , and, on the other hand, do not violates the thermodynamic consistency [5, 33]. In terms of the nuclear asymmetry parameter $I = (n_n^{id} - n_p^{id})/n_B^{id}$ (n_n^{id} and n_p^{id} are the densities of the ideal gas of neutrons and protons, respectively) it is parametrized as

$$U_{sym}(n_B^{id}, I^{id}) = \int_0^{n_B^{id}, I^{id}} \frac{\partial p_{sym}(l)}{\partial l} \frac{dl}{l}, \quad (14)$$

$$p_{sym}(n_B^{id}, I^{id}) = \frac{A_{sym}(n_B^{id} I^{id})^2}{(1 + (B_{sym} n_B^{id} I^{id})^2)^2}, \quad (15)$$

where A_{sym} and B_{sym} are constants.

Set	R_{nucl} (fm)	κ —	B_{sym} (fm^3)	A_{sym} ($MeV \cdot fm^3$)	C_d^2 ($MeV \cdot fm^{3\kappa}$)	U_0 (MeV)	K_0 (MeV)	L (MeV)
A	0.477	0.254	14.0	111.87	145.90	157.35	202.36	96.05
B	0.463	0.25	16.0	138.30	146.30	162.87	201.02	93.19

TABLE I: Two sets of parameters of the IST EoS which reproduce the nuclear matter properties, the flow constraint and satisfy all astrophysical constraints. Moreover, the two IST EoS sets have the following common parameters: $\alpha = 1.245$ and $J = 30.0$ MeV.

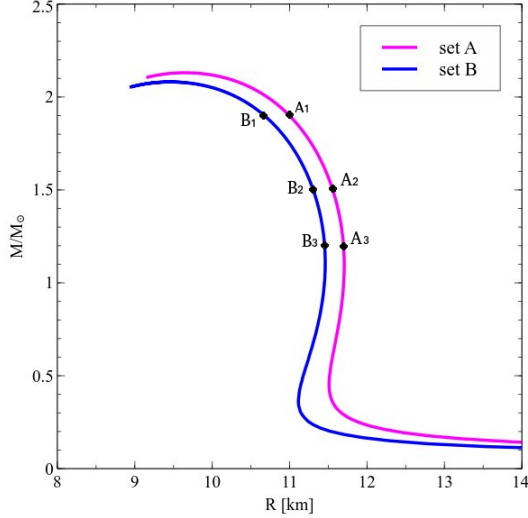


FIG. 1: The relation between gravitational mass M of NS and its radius R . The points correspond to the three fixed masses of the NS, i.e. $1.9M_\odot$, $1.5M_\odot$ and $1.2M_\odot$.

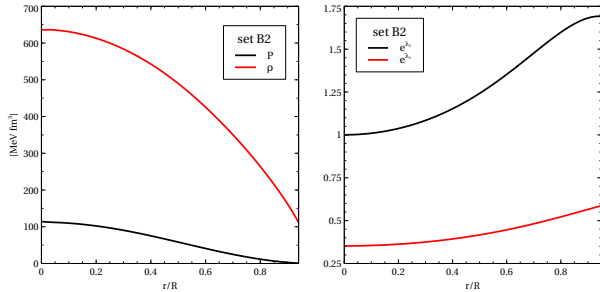


FIG. 2: **Left panel:** Energy density ρ (red curve) and pressure P (black curve) as a function of the normalized radius r/R . **Right panel:** Metric functions e^{λ_1} (red curve) and e^{λ_2} (black curve) as a function of r/R . Both panels correspond to B_2 star.

The IST contribution is a crucial term of this new EoS that accounts for the hard core repulsion effects with a very high accuracy. This is done by finding the correct value of parameter α in order to reproduce values of the second, third and fourth virial coefficients of hard spheres. Since the two higher virial coefficients are reproduced with only one parameter, while the second virial coefficient has the correct value for any α value, then we conclude that such parametrization of the hard core repulsion in the IST EoS is, indeed, physically well moti-

Stars	PROPERTIES OF SIX FIDUCIAL STARS				
	$M(M_\odot)$	R (km)	$\beta = M/R$	ω_0 (kHz)	n_B^c (fm^{-3})
A_1	1.9	11.08	0.255	13.669	0.820
A_2	1.5	11.60	0.192	11.330	0.598
A_3	1.2	11.73	0.152	9.965	0.480
B_1	1.9	10.67	0.265	14.453	0.866
B_2	1.5	11.31	0.197	11.778	0.613
B_3	1.2	11.45	0.156	10.333	0.491

TABLE II: Six fiducial stars are considered in this work from the two sets (A and B) of the IST EoS. The fundamental frequency ω_0 is given by the expression $\omega_0 = \sqrt{M/R^3}$. The last column represents central baryon densities for the selected stars.

vated. From the analysis of the virial coefficients of hard spheres it was found that α is approximately equal to 1.245 [36]. In Ref. [34] was confirmed that such α is consistent with the currently known NS properties.

The parameters of the IST EoS are determined from the fit of the different experimental observables. Parameters C_d^2 and U_0 are used in order to reproduce properties of normal nuclear matter, i.e. zero pressure and binding energy per nucleon equal to 16 MeV at $n = 0.16$ fm^{-3} . The constants A_{sym} and B_{sym} are determined in order to be in agreement with an experimental values of the nuclear asymmetry energy J and its slope L at nuclear saturation density. The hard core radius of nucleons R_{nucl} can lie between 0.3 and 0.5 fm, which makes the present EoS consistent with experimental data on yields of particles produced in heavy-ion collisions (for details see [35]). Finally, the IST EoS has a realistic value of the nuclear incompressibility factor K_0 , and simultaneously is consistent with the proton flow constraint [11] only if $\kappa = 0.15 - 0.3$ [19]. The R_{nucl} and κ values were fixed by fitting this EoS to the astrophysical data. The corresponding sets of parameters are shown in Table I. Both sets of parameters provide equally realistic descriptions of the NS properties. The set B represents more softer model parameterization in comparison to the set A, that reflects in the lower values of NSs radii (see Fig. 1), compressibilities and Love numbers. Thus, for a referent 1.4 M_\odot NS the considered sets A and B give the Love numbers equal to 797 and 765, respectively. This result is in full agreement with the LIGO/Virgo 90% confidence interval computed for GW170817 merger event [1].

Having all parameters of the IST EoS fixed by requiring equal densities of electrons and protons, due to electric neutrality, as well as to the equality of the neutron

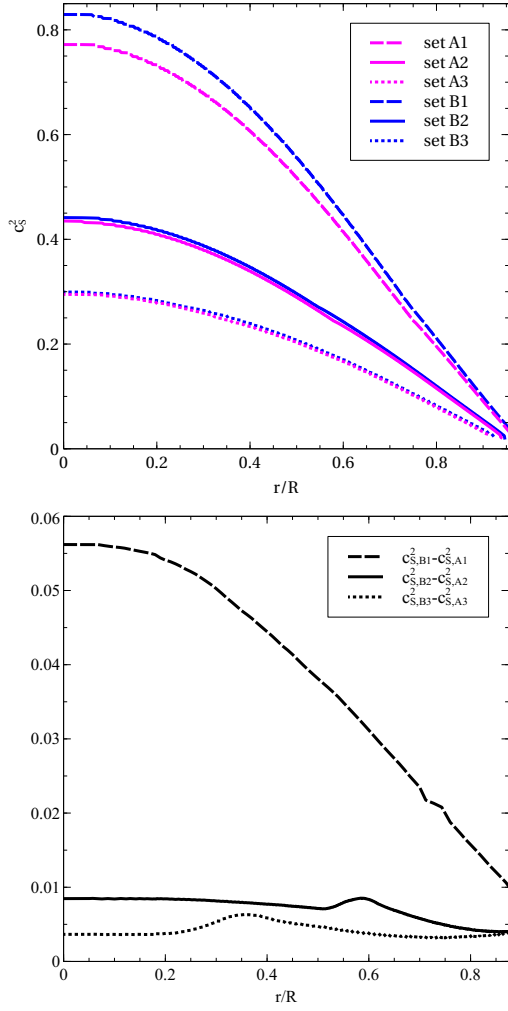


FIG. 3: **Top panel:** Square of the speed of sound c_s^2 (for all six fiducial stars) as a function of r/R (see Table II). **Lower panel:** Difference between the c_s^2 for the stars with equal masses and distinctive radii that correspond to the different parameter sets (A or B) of the IST EoS as a function of r/R : $1.9M_\odot$ (dashed curve), $1.5M_\odot$ (solid curve) and $1.2M_\odot$ (dotted curve).

chemical potential to the sum of the ones of protons and electrons (in order to ensure β -equilibrium), one can obtain a unique relation between the pressure and energy density for the NS matter.

For simplicity, the crust was described via the polytropic EoS with $\gamma = \frac{4}{3}$. As we are not focus on the physics inside the crust of the NSs, we omitted part of the start with $r/R \gtrsim 0.9$, where the transition to the crust occurs.

IV. RADIAL OSCILLATIONS OF NEUTRON STARS

In the study of radial oscillations of a NS, the set of equations that describe the radial perturbations of the

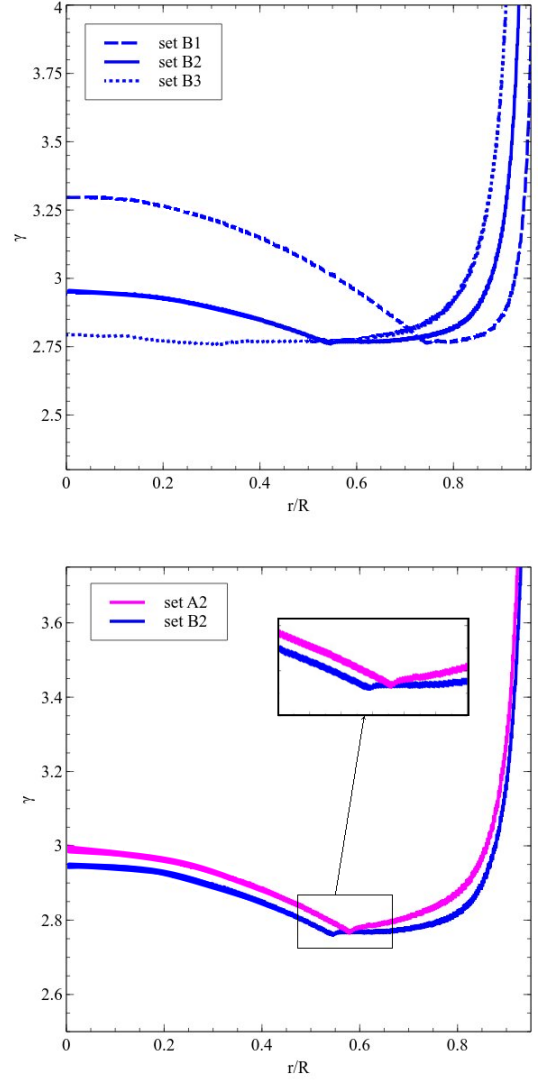


FIG. 4: **Top panel:** Adiabatic index $\gamma(r)$ as a function of r/R for the stars (see Table II): B_1 with $M = 1.9 M_\odot$, B_2 with $M = 1.5 M_\odot$ and B_3 with $M = 1.2 M_\odot$. **Lower panel:** Comparison between the γ indexes for A_2 and B_2 stars (both with a mass $M = 1.5 M_\odot$).

star matter is defined as fractional variations of the local radius $\xi = \Delta r/r$ (with Δr being the radial displacement) and pressure $\eta = \Delta P/P$ (with ΔP being the perturbation of the pressure) [7, 49]. Hence, the radial oscillations of a compact star are computed from the following system of two first-order differential equations:

$$\xi'(r) = -\left(\frac{3}{r} + \frac{P'}{\zeta}\right)\xi - \frac{1}{r\gamma}\eta, \quad (16)$$

$$\begin{aligned} \eta'(r) = & \omega^2 \left[r \left(1 + \frac{\rho}{P}\right) e^{\lambda_2 - \lambda_1} \right] \xi \\ & - \left[\frac{4P'}{P} + 8\pi\zeta r e^{\lambda_2} - \frac{rP'^2}{P\zeta} \right] \xi \\ & - \left[\frac{\rho P'}{P\zeta} + 4\pi\zeta r e^{\lambda_2} \right] \eta, \end{aligned} \quad (17)$$

where e^{λ_1} and $e^{\lambda_2} = (1 - 2m/r)^{-1}$ are the two metric functions, ω is the frequency of the oscillation mode, γ is the relativistic adiabatic index, that is defined by

$$\gamma = c_s^2 \left(1 + \frac{\rho}{P}\right), \quad (18)$$

where $c_s^2 \equiv dP/d\rho$ is the adiabatic sound speed.

The previous system of two coupled first order differential equations is supplemented with two boundary conditions, one at the center of the star as $r \rightarrow 0$, and another at the surface $r = R$. The boundary conditions are obtained as follows: in the first equation, $\xi'(r)$ must be finite as $r \rightarrow 0$, and therefore we require that $\eta = -3\gamma\xi$, must be satisfied at the center. Similarly, in the second equation, $\eta'(r)$ must be finite at the surface as $\rho, P \rightarrow 0$, and therefore we require that

$$\eta = \xi \left[-4 + (1 - 2M/R)^{-1} \left(-\frac{M}{R} - \frac{\omega^2 R^3}{M} \right) \right] \quad (19)$$

must be satisfied at the surface, where we recall that M and R are the mass and the radius of the star, respectively.

As the remainder, in this article we will use the dimensionless frequency $\sigma = \omega/\omega_0$ or $\nu = \sigma \omega_0/(2\pi)$, where ω_0 is defined by $\omega_0 = \sqrt{M/R^3}$. Actually, this expression for ω_0 gives a good estimation of frequency of the fundamental mode. It is worth noticing that contrary to the previous hydrostatic equilibrium problem (i.e. TOV equations), which is an initial value problem, the problem related to the radial perturbations of a compact star, is known as a Sturm-Liouville boundary value problem. In this class of problems, the frequency ν is only allowed to take particular values, the so-called eigenfrequencies ν_n . Therefore, to each specific radial oscillation mode of the star corresponds a unique ν_n (or σ_n). Accordingly, each radial mode of oscillation is identified by its ν_n and by an associated pair of eigenfunctions $\xi_n(r)$ and $\eta_n(r)$, where $\xi_n(r)$ is the displacement perturbation $\xi_n(r)$ and $\eta_n(r)$ is the pressure perturbation.

V. NUMERICAL RESULTS

We have considered six fiducial NSs with masses equal to $1.2M_\odot$, $1.5M_\odot$ and $1.9M_\odot$, and radii $R \simeq (10.6 - 11.7)$ km from the sets A and B (see Table II). The Fig. 2 shows typical pressure, energy density and metric functions profiles as a function of the normalised radius for the B_2 star. As presented on the top panel of Fig. 3 the square of the speed of sound $c_s^2(r)$ decreases towards the surface of the star. For the more massive stars (sets A_1 and B_1), c_s^2 varies from ~ 0.8 at the center of the star to a vanishing value near the surface. To highlight the local variations of the c_s^2 with the star's radius for the different parameter sets of the IST EoS, the low panel of Fig. 3 shows $c_{s,B_i}^2(r) - c_{s,A_i}^2(r)$ (for $i = 1, 2, 3$), i.e., the difference between the square of the speed of sound for two stars with the same mass but different radius (see lower

n	RADIAL OSCILLATION MODES FOR DIFFERENT STARS					
	A_1	A_2	A_3	B_1	B_2	B_3
1	3.2384	3.2121	3.1758	3.2603	3.2415	3.2098
2	7.2259	7.0942	6.9197	7.3242	7.1782	7.0102
3	10.7881	10.6444	10.4529	10.9183	10.7763	10.5818
4	14.2948	14.2158	14.0005	14.4571	14.3684	14.1552
5	17.8389	17.8093	17.5834	18.0182	17.9826	17.7572
6	21.3834	21.4334	21.2028	21.5757	21.6127	21.3868
7	24.9591	25.0885	24.8530	25.1605	25.2729	25.0395
8	28.5482	28.7557	28.5190	28.7505	28.9472	28.7121
9	32.1512	32.4481	32.1977	32.3584	32.6368	32.4023
10	35.7746	36.1437	35.8918	35.9787	36.3430	36.1043
11	39.3999	39.8581	39.5969	39.6058	40.0546	39.8154
12	43.0433	43.5736	43.3066	43.2503	43.7822	43.5349

TABLE III: Frequencies ν_n in kHz for the radial modes of six fiducial stars considered here (see Table II). n is the order of the radial mode.

panel on Fig. 3). It is worth noticing that all curves have a similar variation with the star's radius. The differences between the square of the speed of sound for two stars are almost flat in the core of the star, undergo a rapid increase in the layer that separates the two regions, i.e. the inner and the outer core of the NS. The separation between these two stellar regions occur in a relatively thin transition layer located around 0.35, 0.55 or 0.75 of the star radius that can be identified as the protuberance in the lower panel on Fig. 3. To identify the physical processes responsible for such behaviour inside the star, we computed the adiabatic index γ as a function of the corresponding radius, that shows how the pressure varies with the baryon density. As first mentioned in Ref. [15], the analysis of γ allows us to identify the transition layer that separates the inner and the outer core, which, as mentioned previously, in our models occurs at 0.75, 0.55 and 0.35 of the star radius for the B_1 , B_2 and B_3 stars, respectively (see top panel of Fig. 4). As shown in the lower panel of Fig. 4, a stiffer EoS, that in our case corresponds to a IST EoS with the parameter set A, leads to a small shift of the transition layer to an higher radius.

Table III shows the frequencies of the first 12 radial modes for the fiducial stars of Table II. One of the quantities widely used in asteroseismology to learn about star properties is a difference between consecutive modes, i.e. $\Delta\nu_n = \nu_{n+1} - \nu_n$, the so-called large separation [23, 46]. In Fig. 5 we show the comparison of the $\Delta\nu_n$ functions for every pair of stars with the same mass. In general, we found that the decrease of the central baryon density, and, therefore, of the star's mass leads to a decrease of the large separation $\Delta\nu_n$. Interestingly, it was also found that $\Delta\nu_n$ varies with ν_n which is a first evidence that the microphysics (or the EoS) of the interior of the NS is imprinted in the large separation, a characteristic well-known and also found in main sequence stars, for instance the Sun. For both types of stars, $\Delta\nu_n$ starts to be a constant proportional to $\sqrt{M/R^3}$ that is independent of ν_n , on top of which a discontinuity or glitch on the star's structure will imprint a small ν_n -oscillation on $\Delta\nu_n$, like the one observed in Fig. 5. In the case of the

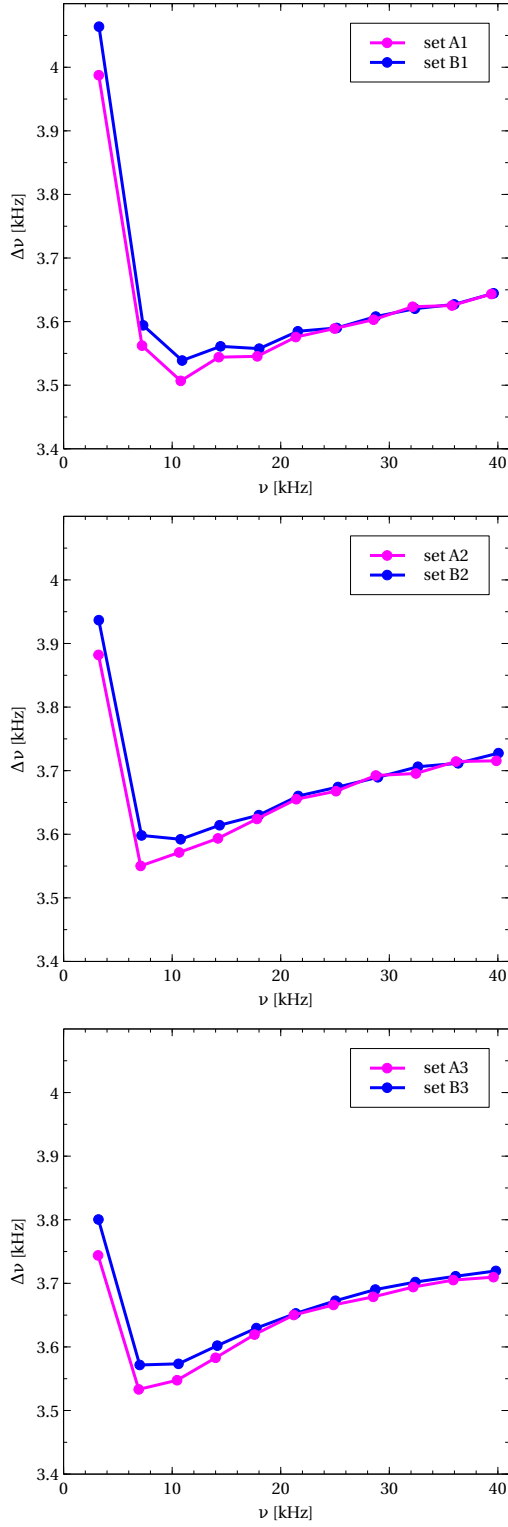


FIG. 5: Large frequency difference vs frequency (both in kHz) for two stars of the same mass from sets A (in magenta) and B (in blue). **Top panel:** Comparison between stars A_1, B_1 with mass $M = 1.9 M_\odot$. **Middle panel:** Comparison between stars A_2, B_2 with mass $M = 1.5 M_\odot$. **Lower panel:** Comparison between stars A_3, B_3 with mass $M = 1.2 M_\odot$.

NS, this ν_n –oscillation has an amplitude proportional to the magnitude of the discontinuity, which results from the rapid variation of the sound speed c_s or the relativistic adiabatic index γ (see equation 18) on the transition layer that separates the inner and the outer core of the NS, as clearly shown in Fig. 4. The period of the ν_n –oscillation relates to the location of the discontinuity beneath the star’s surface [22]. A detailed account for the impact of discontinuities or glitches on radial and non-radial acoustic oscillations is described on [e.g., 6, 24].

On Fig. 6 it is shown the ξ_n and η_n eigenfunctions calculated for the B_2 star (with $M = 1.5 M_\odot$ and $R = 11.31 \text{ km}$). These eigenfunctions are computed for the low order radial modes, $n = 1, 2, 3$, shown in black, blue and red, respectively, intermediate modes, $n = 6, 7$, shown in dark red and cyan, and finally highly excited modes, $n = 11, 12$, shown in magenta and green. According to a Sturm-Liouville boundary value problem the number of zeros of the eigenfunctions corresponds to the overtone number n , namely the first excited mode, corresponding to $n = 2$, has only one zero, the second excited mode, corresponding to $n = 3$, has two zeros, while the fundamental mode, corresponding to $n = 1$, does not have any zeros at all. The fundamental mode is also known as the f-mode, while the rest of the modes with $n = 2, 3, \dots$ are the so-called p-modes (pressure modes or acoustic modes) [46].

The amplitude of $\xi_n(r)$ for each mode n is larger closer to the center (but not at the center) and much smaller near the surface. Alternatively, the amplitude of $\eta_n(r)$ is larger closer to the center and near the surface of the star. Hence, it results that $\xi_{n+1}(r) - \xi_n(r)$ and $\eta_{n+1}(r) - \eta_n(r)$ are more sensitive to the core of the star. Notice, that although $\eta_n(r)$ of consecutive n have large amplitudes near the surface with opposite signal (opposition of phase) its contribution for $\eta_{n+1}(r) - \eta_n(r)$ cancels out.

As one can see on Fig. 7, the comparison of the fundamental modes for all six considered stars reveals an imprint of the stars structure on the behaviour of the first eigenfunction with star radius. Humps on the eigenfunction profiles are shifted to higher radius with an increase of the star mass. As a result, for B_1, B_2, B_3 stars it happens at about 0.75, 0.55 and 0.35 of star radius, respectively. The onset of anomaly is become shifted to higher r/R values for a stiffer IST EoS (set A, see details on Fig. 7). Smooth behaviour of the first eigenfunction for all higher oscillation modes can be explained by its negligible effect for modes with a bigger n .

It is possible to conclude that changes of the thermodynamic properties of the matter inside the NSs, i.e., variations in the IST EoS leaves an imprint on the $\xi_n(r)$ eigenfunction for the f-mode. Such changes of star properties correspond to the different layers of the star. Thus, we conclude that the found irregularities are associated with the transition between the inner and the outer core of star. Moreover, we found that for a more massive star (e.g., B_1 on Fig. 7 and top panel of Fig. 4), the transition layer occurs closer to the star’s surface, where for a low mass NS it occurs more closer to the center, i.e. around

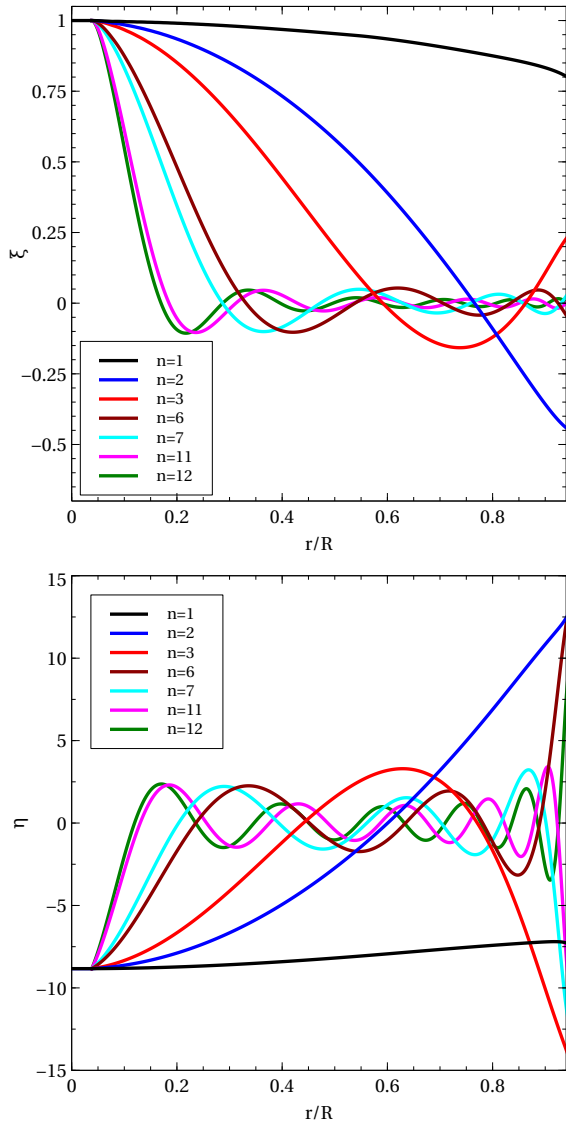


FIG. 6: **Top panel:** First eigenfunction ξ_n vs dimensionless radius coordinate r/R for low ($n = 1, 2, 3$), intermediate ($n = 6, 7$) and highly-excited modes ($n = 11, 12$). **Lower panel:** Same as before, but for the second eigenfunction η_n . Both plots correspond to B_2 star.

0.35 of the radius of the star. This result fundamentals our point that if radial oscillations of the NSs are discovered, it will be possible to use frequencies of radial modes to learn about the thermodynamic properties of the matter inside NS.

As you can see in the Table III, the oscillation frequencies grow with an increase of the central baryon density (see Table II). As was discussed in Refs. [3, 14] the oscillation frequency of the first mode start to decrease while approaching the maximal mass (or central density) for a given EoS and cross a zero value exactly at the highest point of a M-R curve.

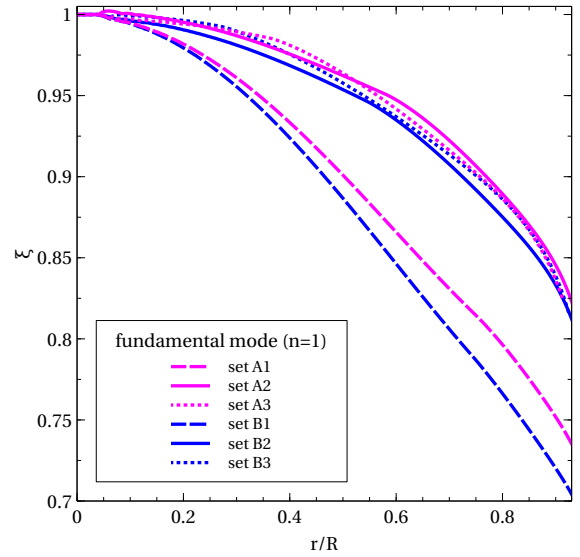


FIG. 7: Comparison between the first eigenfunctions ξ_n for the fundamental mode ($n=1$) for all six considered stars.

VI. DETECTABILITY AND EXCITATION MECHANISMS OF THE NS OSCILLATIONS

Study of the physical mechanisms leading to excitation of the NS oscillations is a very challenging problem due to the interplay between thermodynamical properties of the NS matter, mass of the star, magnetic field, spin, etc. Recent studies suggest that the oscillations of a hypermassive NS (HMNS), formed as a result of a NSs merger, will create a modulation of a short gamma ray burst (SGRB) signal, which is possible to detect [8].

The fundamental f-modes can also be excited by tidal effects in close eccentric systems [10], as well as due to a resonant excitation in binaries [17]. Between the other probable mechanisms to excite such oscillations there are accretion in Low-Mass X-ray Binaries (LMXBs) [2], magnetic reconfiguration, during the supernova explosion, etc. [13, 45].

Unfortunately, low sensitivity of the ongoing gravitational wave detectors at kHz frequency range does not allow the detection of the NS oscillations. However, the third-generation of ground-based gravitational wave detectors, e.g. the Einstein Telescope and the Cosmic Explorer [10, 32], are expected to have a sensitivity much higher than an order of magnitude in comparison to the Advanced LIGO. Such detections could provide with simultaneous measurements of NS masses, tidal Love numbers, frequency, damping time, amplitude of the modes, and, therefore, moments of inertia, which will give an observational opportunity to test the I-Love-Q relation [10, 50].

VII. CONCLUSIONS

We have studied radial oscillations of NSs within an elaborate IST EoS, which is in a good agreement with the normal nuclear matter properties, provides a high quality description of the proton flow constraint, hadron multiplicities created during the nuclear-nuclear collision experiments and equally is consistent with astrophysical data coming from NS observations and the GW170817 NS-NS merger. We have considered six fiducial stars with masses $M = 1.9 M_\odot$, $M = 1.5 M_\odot$ and $M = 1.2 M_\odot$, and radii $R \simeq (10.6 - 11.7) \text{ km}$, from two different sets (A and B) of model parameters. For all six considered stars we have computed 12 lowest radial oscillation modes, the large frequency separations and the corresponding eigenfunctions. It was shown that softer IST EoS (with parameter set B) in comparison to the stiffer IST EoS (with parameter set A) gives larger frequencies of oscillations for all considered stars. Accordingly, the large frequency separation $\Delta\nu_n$ for both sets has the same behaviour. Similarly, for the same model set the calculated frequencies also grow with an increase of the central baryon density.

Moreover, we found an evidence of how the changes in thermodynamic properties of the NS matter leave an imprint on the $\xi_n(r)$ eigenfunctions calculated for a fundamental mode ($n=1$). Analysis of the adiabatic index $\gamma(r)$ and speed of sound $c_s(r)$ shows that clear and well defined changes occur inside the NS that we found to be associated with a transition layer between the inner and outer core of the star. For example, for B_1 , B_2 , B_3 stars, such transition occurs at the locations of 0.75, 0.55 and 0.35 of the star radius, respectively. The $\xi_n(r)$ eigenfunction calculated for the fundamental mode presents changes of behaviour exactly at the same values of star's radius where the adiabatic index $\gamma(r)$ and the difference between the speed of sound squared c_s^2 for the stars with equal masses and distinctive radii show such peculiar behaviour.

The results found in this work exhibit an imprint of the thermodynamic properties of matter and internal structure of NS on the radial oscillation modes, and, possibly, even non-radial modes, as a similar global behaviour is expected. Furthermore, coupling between the radial and non-radial oscillations that leads to the enhanced gravitational emission makes it possible to detect such oscillations during the NS-NS merger. We predict a similar analysis for a model with a more realistic description of the NS crust and inclusion of the quark-gluon core, could reveal other more prominent irregularities in the oscillation frequencies and the eigenfunctions calculated for the different oscillation modes.

Finally, we discuss the main known mechanisms to excite oscillation modes and the probability of their detection with a third-generation of ground-based gravitational wave detectors, such as the Einstein Telescope and the Cosmic Explorer.

Acknowledgements

We thankful for the fruitful discussions and suggestions by A. Brito, C. Chirenti, O. Ivanytskyi and J. L. Zdunik. V.S. acknowledges for the partial financial support from the Fundação para a Ciência e Tecnologia (FCT), Portugal, for the support through the grant No. UID/FIS/04564/2019 and the Program of Fundamental Research in High Energy and Nuclear Physics launched by the Section of Nuclear Physics of the National Academy of Sciences of Ukraine. G.P and I.L. thank the Fundação para a Ciência e Tecnologia (FCT), Portugal, for the financial support to the Center for Astrophysics and Gravitation-CENTRA, Instituto Superior Técnico, Universidade de Lisboa, through the grant No. UID/FIS/00099/2013. This research was supported by the Munich Institute for Astro- and Particle Physics (MIAPP) which is funded by the Deutsche Forschungsgemeinschaft (DFG, German Research Foundation) under Germany's Excellence Strategy – EXC-2094 – 390783311.

-
- [1] B. P. Abbott *et al.* (LIGO Scientific Collaboration and Virgo Collaboration), *Phys. Rev. Lett.*, **121**, 161101 (2018).
 - [2] N. Andersson, D. I. Jones, K. D. Kokkotas, N. Stergioulas, *ApJ*, **534**, L75 (2000).
 - [3] A. Brillante, I. N. Mishustin, *EPL*, **105**, 3, 39001 (2014).
 - [4] K. A. Bugaev, V. V. Sagun, A. I. Ivanytskyi, I. P. Yakimenko *et al.*, *Nucl. Phys. A*, **970**, 133 (2018).
 - [5] K. A. Bugaev, M. I. Gorenstein, *Z. Phys. C* **43**, 261 (1989).
 - [6] A. Brito, I. Lopes, *ApJ*, **782**, article id. 16 id. 16 (2014).
 - [7] G. Chanmugan, *ApJ*, **217**, 799 (1977).
 - [8] C. Chirenti, M. C. Miller, T. Strohmayer, J. Camp, arXiv:1906.09647 [astro-ph.HE] (2019).
 - [9] C. Chirenti, M. Jasiulek, *Mon. Not. R. Astron. Soc.* **476**, 354 (2018).
 - [10] C. Chirenti, R. Gold, M. C. Miller, *ApJ*, **837**, 67 (2017).
 - [11] P. Danielewicz, R. Lacey, W. G. Lynch, *Science*, **198**, 1592 (2002).
 - [12] A. Einstein, *Annalen Phys.*, **49**, 769 (1916).
 - [13] L. M. Franco, B. Link, R. I. Epstein, *ApJ*, **543**, 987 (2000).
 - [14] D. Gondek, J. L. Zdunik, *Astron. Astrophys.* **344**, 117 (1999).
 - [15] P. Haensel, K. P. Levenfish, D. G. Yakovlev, *Astron. Astrophys.* **394**, 213 (2002).
 - [16] P. Haensel, A. Y. Potekhin, *A&A* **428**, 191 (2004).
 - [17] T. Hinderer, A. Taracchini, F. Foucart, A. Buonanno, *Phys. Rev. Lett.* **116** 181101 (2016).
 - [18] J. J. M. in't Zand *et al.*, *Sci. China-Phys. Mech. Astron.* **62**, 029506 (2019).
 - [19] A. I. Ivanytskyi, K. A. Bugaev, V. V. Sagun, L. V. Bravina *et al.*, *Phys. Rev. C* **97**, 064905 (2018).
 - [20] K. D. Kokkotas, J. Ruoff, *Astron. Astrophys.* **366**, 565 (2001).
 - [21] D. Leahy, R. Ouyed, *Mon. Not. R. Astron. Soc.* **387**,

- 1193 (2008).
- [22] I. P. Lopes, S. Turck-Chi  ze, *Astron. Astrophys.* **290**, 845 (1994).
 - [23] I. P. Lopes, *Astron. Astrophys.* **373**, 916 (2001).
 - [24] I. P. Lopes, D. Gough *Monthly Notices of the Royal Astronomical Society*, **322**, 473 (2001).
 - [25] G. Miniutti, J. A. Pons, E. Berti, L. Gualtieri *et al.*, *Mon. Not. R. Astron. Soc.* **338**, 389 (2003).
 - [26] J. R. Oppenheimer, G. M. Volkoff, *Phys. Rev.* **55**, 374 (1939).
 - [27] R. Ouyed, D. Leahy, P. Jaikumar, arXiv:0911.5424 [astro-ph.HE] (2009).
 - [28] F.   zel, P. Freire, *Astron. Astrophys.* **54**, 401 (2016).
 - [29] G. Panotopoulos, I. Lopes, *Phys. Rev. D*, **96**, 8, 083013 (2017).
 - [30] A. Passamonti, M. Bruni, L. Gualtieri, A. Nagar *et al.*, *Phys. Rev. D*, **73**, 084010 (2006).
 - [31] A. Passamonti, M. Bruni, L. Gualtieri, C. F. Sopuerta, *Phys. Rev. D* **71**, 024022 (2005).
 - [32] T. Regimbau, M. Evans, N. Christensen, E. Katsavounidis *et al.*, *Phys. Rev. Lett.* **118** 151105 (2017).
 - [33] D. H. Rischke, B. L. Friman, H. St  cker, W. Greiner, *J. Phys. G* **14**, 191 (1988).
 - [34] V. V. Sagun, I. Lopes, A. I. Ivanytskyi, *Astrophys. J.* **871**, 157 (2019).
 - [35] V. V. Sagun, K. A. Bugaev, A. I. Ivanytskyi, I. P. Yakimenko *et al.*, *Eur. Phys. J. A*, **54**, 6, 100 (2018).
 - [36] V. V. Sagun, K. A. Bugaev, A. I. Ivanytskyi, D. R. Oliinychenko *et al.*, *Eur. Phys. J. Web Conf.* **137**, 09007 (2017).
 - [37] V. V. Sagun, I. Lopes, *Astrophys. J.* **850**, 1, 75 (2017).
 - [38] V. V. Sagun, A. I. Ivanytskyi, K. A. Bugaev, I. N. Mishustin, *Nucl. Phys. A*, **924**, 24 (2014).
 - [39] G. J. Savonije, *Astron. Astrophys.* **469**, 1057 (2007).
 - [40] K. Schwarzschild, *Sitzungsber. Preuss. Akad. Wiss. Berlin (Math. Phys.)* 189 (1916).
 - [41] S. L. Shapiro, S. A. Teukolsky, New York, USA: Wiley 645 (1983).
 - [42] A. W. Steiner, J. M. Lattimer, E. F. Brown, *Astrophys. J.* **765**, 5 (2013).
 - [43] A. W. Steiner, J. M. Lattimer, E. F. Brown, *Astrophys. J.* **722**, 33 (2010).
 - [44] R. C. Tolman, *Phys. Rev.* **55**, 364 (1939).
 - [45] D. Tsang, J. S. Read, T. Hinderer, A. L. Piro *et al.*, *Phys. Rev. Lett.* **108**, 011102 (2012).
 - [46] W. Unno, Y. Osaki, A. Hiroyasu, H. Saio *et al.*, Tokyo: University of Tokyo Press, 2nd ed. (1989).
 - [47] C. V  squez Flores, Z. B. Hall II, P. Jaikumar, *Phys. Rev. C* **96**, 6, 065803 (2017).
 - [48] C. V  squez Flores, G. Lugones, *Phys. Rev. D* **82**, 063006 (2010).
 - [49] H. M. V  th, G. Chanmugan, *Astron. Astrophys.* **260**, 250 (1992).
 - [50] K. Yagi, N. Yunes, *Phys. Rev. D* **88** 023009 (2013).
 - [51] Z. Zhang, L.-W. Chen, *Phys. Lett. B* **726**, 234 (2013).