

The Effectiveness of Johnson-Lindenstrauss Transform for High Dimensional Optimization With Adversarial Outliers, and the Recovery

Hu Ding, Ruizhe Qin, Jiawei Huang
 School of Computer Science and Technology
 University of Science and Technology of China

Abstract

In this paper, we consider robust optimization problems in high dimensions. Because a real-world dataset may contain significant noise or even specially crafted samples from some attacker, we are particularly interested in the optimization problems with arbitrary (and potentially adversarial) outliers. We focus on two fundamental optimization problems: *SVM with outliers* and *k-center clustering with outliers*. They are in fact extremely challenging combinatorial optimization problems, since we cannot impose any restriction on the adversarial outliers. Therefore, their computational complexities are quite high especially when we consider the instances in high dimensional spaces. The *Johnson-Lindenstrauss (JL) Transform* is one of the most popular methods for dimension reduction. Though the JL transform has been widely studied in the past decades, its effectiveness for dealing with adversarial outliers has never been investigated before (to the best of our knowledge). Based on some novel insights from the geometry, we prove that the complexities of these two problems can be significantly reduced through the JL transform. Moreover, we prove that the solution in the dimensionality-reduced space can be efficiently recovered in the original \mathbb{R}^d while the quality is still preserved. In the experiments, we compare JL transform with several other well known dimension reduction methods, and study their performances on synthetic and real datasets.

1 Introduction

Johnson-Lindenstrauss (JL) Transform is a popular tool for solving high-dimensional problems and has been extensively studied in different areas, such as optimization (Sarlos 2006), compressive sensing (Baraniuk et al. 2006), and privacy preserving (Blocki et al. 2012). Comparing with the *data-aware* dimension reduction techniques (e.g., PCA and feature selection) (Cunningham and Ghahramani 2015), JL transform is a *data-oblivious* technique that is more convenient to implement in practice, especially for distributed computing and streaming data. In general, given a set of n points in a d -dimensional Euclidean space, the well-known JL-Lemma shows that only $O(\frac{\log n}{\epsilon^2})$ dimensions, which is independent of d , are sufficient to approximately preserve their pairwise distances.

Lemma 1 (Johnson and Lindenstrauss 1984). *Given $\epsilon > 0$, $n \in \mathbb{Z}^+$, and $\tilde{d} = O(\frac{\log n}{\epsilon^2})$, for any set P of n points in \mathbb{R}^d , there exists a mapping $f: \mathbb{R}^d \rightarrow \mathbb{R}^{\tilde{d}}$ such that for all $p, q \in P$,*

$$\left| \|p - q\|^2 - \|f(p) - f(q)\|^2 \right| \leq \epsilon \|p - q\|^2. \quad (1)$$

Here, we use $\|p - q\|$ to denote the Euclidean distance between two points p and q . **The mapping f in Lemma 1 is called the “JL transform”.**

In the past decades, a large amount of articles focused on the construction of “ f ”. Actually, a simple way is to build a $\tilde{d} \times d$ matrix A where each entry is an independent Gaussian $\mathcal{N}(0, 1)$ random variable (Dasgupta and Gupta 2003). (Achlioptas 2003) proposed a different construction method with entries belonging in $\{0, \pm 1\}$; so its implementation is much easier especially for using SQL in a database environment. Inspired by *Heisenbergs Uncertainty Principle*, (Ailon and Chazelle 2009) provided a faster implementation of JL transform by applying *Walsh-Hadamard* matrix. Further, a number of improvements on the sparsity of the matrix A have been proposed, such as (Kane and Nelson 2014; Dasgupta, Kumar, and Sarlós 2010).

1.1 Our Contributions

In this paper, we study the effectiveness of JL transform in particular for the optimization problems with outliers in high dimensions. Our motivations for considering outliers are twofold. **(i)** A real-world dataset often contains a significant amount of outliers that can seriously affect the final result of machine learning or data mining (Beyer and Sendhoff 2007; Zimek, Schubert, and Kriegel 2012). **(ii)** The field of *adversarial machine learning* concerning about the potential vulnerabilities has attracted a great amount attentions in recent years (Biggio and Roli 2018). For example, an attacker can inject a small set of outliers to the dataset so as to make the decision boundary severely deviate and cause unexpected mis-classification (Biggio, Nelson, and Laskov 2012; Jagielski et al. 2018). Therefore, designing robust machine learning algorithms are urgently needed to meet these challenges. We consider two fundamental optimization problems in high dimensions: **support vector machine (SVM) with outliers** and **k-center clustering with outliers**. Moreover, we do not

impose any restriction on the outliers; that is, the outliers can be located arbitrarily or adversarially in the space.

However, existing methods for the problems of SVM with outliers and k -center clustering with outliers often have high complexities (more related works are shown in Section 2.2). In the past years, JL transform has been widely studied for reducing the time complexities for the clustering (Kerber and Raghvendra 2014; Boutsidis et al. 2014; Cohen et al. 2015; Makarychev, Makarychev, and Razenshteyn 2019) and SVM (Arriaga and Vempala 2006; Balcan, Blum, and Vempala 2006; Kumar, Bhattacharya, and Hariharan 2008; Shi et al. 2012; Paul et al. 2014) problems. **But its effectiveness for the case with arbitrary outliers has never been studied, to the best of our knowledge.**

Another key issue considered in this paper is the “recovery” step. If one has a good solution in the dimensionality-reduced space, in particular when adversarial outliers exist, whether the solution can be efficiently recovered in the original \mathbb{R}^d while the quality (e.g., the radius for k -center clustering or the separating margin for SVM) can still be preserved. **Note that the “recovery” step is important**, especially for clustering/classifying new coming data and extracting other useful information from the original space (Zhang et al. 2013). It is worth to emphasize that most of the previous articles on using JL transform (even only for the case without outliers, e.g., (Balcan, Blum, and Vempala 2006; Shi et al. 2012; Paul et al. 2014)) are in lack of the discussion on the recovery step.

In this paper, we answer the above questions in the affirmative. Specifically, we provide a unified framework for dimension reduction and recovery. Under such a framework, the complexities of SVM with outliers and k -center clustering with outliers can be significantly reduced by using JL transform; furthermore, their solutions in the dimensionality-reduced space can be efficiently recovered in the original space. Another highlight is that any existing algorithm for SVM with outliers or k -center clustering with outliers can be used as the black box in our framework. **Generally, our framework can be summarized as the following three steps:**

1. Apply the JL transform f to reduce the dimensionality of the input dataset P .
2. Run any existing algorithm \mathcal{A} in the dimensionality-reduced space and obtain the solution \bar{x} .
3. Recover the solution $f^{-1}(\bar{x})$ in the original space by using the sparse approximation techniques.

Hence the whole complexity consists of three parts corresponding to these three steps. In practice, the time complexities of the first and third steps are neglectable. Furthermore, since we reduce the dimensionality in the second step, the whole complexity is reduced consequently. We will discuss the time complexities in Section 3 and 4 with more details.

2 Preliminaries

Below, we introduce several definitions that will be used in the paper. As mentioned before, we do not impose any restriction on the potentially adversarial outliers. Therefore,

we define the following combinatorial optimization problems inspired by the popular “**trimming**” idea from robust statistics (Rousseeuw and Leroy 1987).

For the SVM problem, we consider one-class and two-class separately. Let o be the origin of the \mathbb{R}^d space. Given a point $x \in \mathbb{R}^d$, denote by \mathcal{H}_x the hyperplane passing through x and being orthogonal to the vector $x - o$. We use $|\cdot|$ to denote the size of a given point set.

Definition 1 (One-class SVM with Outliers). *Given a set P of n points in \mathbb{R}^d and $\gamma \in (0, 1)$, the problem of one-class SVM with outliers is to find a point x such that $|P \cap \mathcal{H}_x^+| = (1 - \gamma)n$ and the (Euclidean) norm $\|x\|$ is maximized, where \mathcal{H}_x^+ denotes the closed half space that is bounded by \mathcal{H}_x and excludes the origin o . The norm $\|x\|$ is in fact the width of the margin separating o and \mathcal{H}_x .*

Definition 2 (Two-class SVM with Outliers). *Given two point sets P_1 and P_2 in \mathbb{R}^d and two small parameters $\gamma_1, \gamma_2 \in (0, 1)$, the problem of two-class SVM with outliers is to find two subsets $P'_1 \subseteq P_1$ and $P'_2 \subseteq P_2$ with $|P'_1| = (1 - \gamma_1)|P_1|$ and $|P'_2| = (1 - \gamma_2)|P_2|$, and a margin separating P'_1 and P'_2 , such that the width of the margin is maximized. The margin is the region bounded by two parallel hyperplanes.*

We use $\mathbb{B}(c, r)$ to denote the ball centered at a point c with radius $r > 0$.

Definition 3 (k -Center Clustering with Outliers). *Given a set P of n points in \mathbb{R}^d , $k \in \mathbb{Z}^+$, and $\gamma \in (0, 1)$, k -center clustering with outliers is to find a subset $P' \subseteq P$, where $|P'| = (1 - \gamma)n$, and k centers $\{c_1, \dots, c_k\} \subset \mathbb{R}^d$, such that $\max_{p \in P'} \min_{1 \leq j \leq k} \|p - c_j\|$ is minimized.*

In other words, the problem is to find k equal-sized balls, $\{\mathbb{B}(c_1, r), \dots, \mathbb{B}(c_k, r)\}$, to cover at least $(1 - \gamma)n$ points of P , and the radius r is minimized.

Obviously, in the above definitions, if we set $\gamma = 0$ ($\gamma_1 = \gamma_2 = 0$), the problems will become the ordinary one-class (two-class) SVM and k -center clustering.

Approximation ratio. We also need to clarify the “approximation ratio” of a solution when analyzing its quality. Let $\lambda \geq 1$. For the SVM with outliers problems (Definition 1 and 2), denote by w_{opt} the width of the margin induced by the optimum solution. Then, for any solution having the margin width $w \geq \frac{1}{\lambda}w_{opt}$, we say that it is a $\frac{1}{\lambda}$ -approximate solution. For k -center clustering with outliers (Definition 3), denote by r_{opt} the radius induced by the optimum solution. Then, for any solution having radius $r \leq \lambda r_{opt}$, we say that it is a λ -approximate solution.

2.1 The Gilbert’s Algorithm and BC’s Algorithm

We briefly introduce two algorithms which will be used as the sub-routines in our framework. Gilbert’s algorithm (Gilbert 1966) is to compute the shortest distance from the origin to the convex hull of a given set of points. (Bădoiu and Clarkson 2003) proposed an elegant core-set algorithm for finding the center of the minimum enclosing ball for a given set of points (we call it BC’s algorithm for short). In fact, these two algorithms both fall under the umbrella of

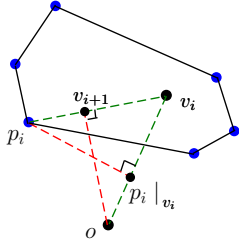


Figure 1: An illustration of step 2 in Algorithm 1. After finding the point p_i , the algorithm updates v_i to v_{i+1} .

Algorithm 1 Gilbert’s Algorithm (Gilbert 1966)

Input: A point set S in \mathbb{R}^d , the origin o , and $\epsilon \in (0, 1)$.

1. Initialize $i = 1$ and v_1 to be the closest point in S to o .
2. Iteratively perform the following steps until v_i is an ϵ -approximation as Definition 4.
 - (a) Find the point $p_i \in S$ who has the smallest projection distance to o on $\overline{ov_i}$, i.e., $p_i = \arg \min_{p \in S} \{ \|p \mid_{v_i} \| \}$ (see Figure 1).
 - (b) Let v_{i+1} be the point on segment $\overline{v_i p_i}$ closest to the origin o ; update $i = i + 1$.

Output: v_i .

the *Frank-Wolfe* method (Frank and Wolfe 1956), which has been systematically studied by (Clarkson 2010).

Gilbert’s algorithm. The algorithm is designed for solving the following **polytope distance problem**:

Assume o is the origin and let S be a given set of points in \mathbb{R}^d . The problem is to find a point q inside the convex hull of S (denoted as $\text{conv}(S)$) such that the norm $\|q\|$ is minimized. The obtained norm, i.e., $\min_{q \in \text{conv}(S)} \|q\|$, is called the *polytope distance* between o and S .

For any two points p and $q \in \mathbb{R}^d$, denote by $p \mid_q$ the orthogonal projection of p on the supporting line of segment \overline{oq} . The norm $\|p \mid_q\|$ is called the “projection distance” of p to the origin o on \overline{oq} .

Definition 4 (ϵ -Approximation of Polytope Distance). Let $q \in \text{conv}(S)$ and $\epsilon \in (0, 1)$. The point q is an ϵ -approximation of the polytope distance if $\|q\| \leq \frac{1}{1-\epsilon} \|p \mid_q\|$ for any $p \in S$.

Obviously, $\min_{p \in S} \{ \|p \mid_q\| \}$ is no larger than the real polytope distance. Thus, if q is an ϵ -approximation, its norm $\|q\|$ is no larger than $\frac{1}{1-\epsilon}$ times the real polytope distance. Gilbert’s algorithm (Algorithm 1) is a standard greedy algorithm that improves the current solution by selecting the point $p_i \in S$ having the smallest projection distance in each iteration, until an ϵ -approximation is achieved.

Proposition 1 ((Gärtner and Jaggi 2009; Clarkson 2010)). Suppose $D = \max_{p, q \in S} \|p - q\|$ and $\rho \geq 0$ is the polytope distance between o and S , and let $E = D^2 / \rho^2$. For any $\epsilon \in (0, 1)$, Algorithm 1 takes at most $2 \lceil 2E / \epsilon \rceil$ steps to achieve an ϵ -approximation of polytope distance.

The selected set of points $T = \{p_i \mid 1 \leq i \leq 2 \lceil 2E / \epsilon \rceil\}$ in Algorithm 1 is called the “coreset” of polytope distance.

BC’s Algorithm. Let $0 < \epsilon < 1$ and S be a set of points in \mathbb{R}^d . The BC’s algorithm is an iterative procedure for computing an approximate center of $\text{MEB}(S)$ (for convenience, we use $\text{MEB}(\cdot)$ to denote the minimum enclosing ball of a given point set). Initially, it selects an arbitrary point from S and places it into an initially empty set T . In each of the following $\lceil 2/\epsilon \rceil$ iterations, the algorithm updates the center of $\text{MEB}(T)$ and adds to T the farthest point from the current center of $\text{MEB}(T)$. Finally, the center of $\text{MEB}(T)$ yields a $(1 + \epsilon)$ -approximation for $\text{MEB}(S)$. The selected set of $\lceil 2/\epsilon \rceil$ points (i.e., T) is called the “coreset” of MEB .

Remark 1. (sparse approximation) A by-product of these two algorithms is that the solution, the approximate ball center of S or the point v_i inside $\text{conv}(S)$, can always be represented by a convex combination of the obtained coreset T (which in fact is a sparse approximation of the optimal solution). Moreover, the coefficients of this convex combination have been simultaneously generated after running the algorithm (since these coefficients are always recorded when updating the solution in each iteration). In our following algorithms, we will use these coefficients to recover the solution from the JL transform.

2.2 Related Works

Robust SVM and SVM with outliers. SVM is a popular model for classification (Chang and Lin 2011). A number of methods have been proposed, such as (Cortes and Vapnik 1995; Platt 1999; Crisp and Burges 1999; Schölkopf et al. 2000; Tsang, Kwok, and Cheung 2005), for the ordinary SVM problem. In recent years, several methods were also developed for dealing with the case that a significant fraction of outliers are mixed in the dataset (Xu, Crammer, and Schurmans 2006; Yang et al. 2010; Suzumura et al. 2014; Ding and Xu 2015; Xu et al. 2017). One-class SVM has also been used as an efficient approach for anomaly detection (Erfani et al. 2016; Schölkopf et al. 1999).

Beyond the aforementioned JL transform based dimension reduction methods for SVM in Section 1.1, a number of other methods (e.g., feature selection) were also proposed for speeding up the SVM procedure (Rahimi and Recht 2008; Paul, Magdon-Ismail, and Drineas 2015). However, to the best of our knowledge, it is still unclear about their quality guarantees in the presence of adversarial outliers.

k -center clustering with outliers. (Charikar et al. 2001) proposed a 3-approximation algorithm for k -center clustering with outliers in arbitrary metrics. The time complexity of their algorithm is quadratic in data size. A following streaming $(4 + \epsilon)$ -approximation algorithm was proposed by (McCutchen and Khuller 2008). (Chakrabarty, Goyal, and Krishnaswamy 2016) gave a 2-approximation algorithm for metric k -center clustering with outliers based on the LP relaxation techniques. (Bădoiu, Har-Peled, and Indyk 2002) proposed a coreset based approach but having an exponential time complexity if k is not a constant. Recently, (Ding,

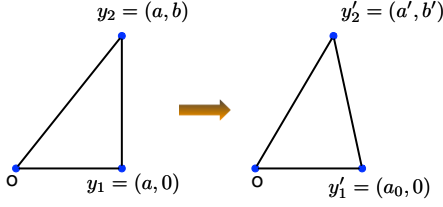


Figure 2: An illustration for Lemma 2.

Yu, and Wang 2019) provided a greedy algorithm that yields a bi-criteria approximation (returning more than k clusters) based on the idea of (Gonzalez 1985).

3 SVM with Outliers

To solve the SVM with outliers problems, we introduce an important geometric result below. Let Δoy_1y_2 be a right triangle in a two-dimensional plane, where o is the origin, $y_1 = (a, 0)$, and $y_2 = (a, b)$ with $a, b > 0$ (see Figure 2). Suppose the points y_1 and y_2 are moved to the new locations $y'_1 = (a_0, 0)$ and $y'_2 = (a', b')$, respectively. Consequently, they form a new triangle $\Delta oy'_1y'_2$.

Lemma 2. (triangle preservation) Let δ be a small positive value. If the three sides of the new triangle $\Delta oy'_1y'_2$ satisfy

$$\left. \begin{aligned} \|y'_1 - o\|^2 &\in \|y_1 - o\|^2 \pm \delta, \\ \|y'_2 - o\|^2 &\in \|y_2 - o\|^2 \pm \delta, \\ \|y'_1 - y'_2\|^2 &\in \|y_1 - y_2\|^2 \pm \delta, \end{aligned} \right\} \quad (2)$$

then we have $a' \geq \frac{2a^2 - 3\delta}{2\sqrt{a^2 + \delta}}$.

Proof. From (2), we directly know

$$a_0^2 \in a^2 \pm \delta; \quad (3)$$

$$(a' - a_0)^2 + (b')^2 \in b^2 \pm \delta; \quad (4)$$

$$(a')^2 + (b')^2 \in (a^2 + b^2) \pm \delta. \quad (5)$$

Through (4) and (5), we obtain

$$\begin{aligned} (a^2 + b^2) - \delta &\leq (a')^2 + (b')^2 \\ &= (a' - a_0)^2 + (b')^2 + 2a_0a' - (a_0)^2 \\ &\leq b^2 + \delta + 2a_0a' - (a_0)^2. \\ \implies a^2 + a_0^2 &\leq 2a_0a' + 2\delta. \end{aligned} \quad (6)$$

Further, we have

$$\begin{aligned} 2a^2 - 3\delta &\stackrel{\text{by (3)}}{\leq} a^2 - 2\delta + a_0^2 \\ &\stackrel{\text{by (6)}}{\leq} 2a_0a' \stackrel{\text{by (3)}}{\leq} 2\sqrt{a^2 + \delta}a'. \end{aligned} \quad (7)$$

Finally, we have the inequality $a' \geq \frac{2a^2 - 3\delta}{2\sqrt{a^2 + \delta}}$ from (7). So we complete the proof. \square

Algorithm 2 ONE-CLASS SVM WITH OUTLIERS

Input: A set P of n points in \mathbb{R}^d , $\epsilon, \epsilon_0 > 0$, and $\gamma \in (0, 1)$.

1. Apply the JL transform f to reduce the dimensionality d to be $O(\frac{1}{\epsilon^2} \log n)$, and run any existing algorithm \mathcal{A} for SVM with outliers on the new instance $(f(P), \gamma)$.
2. Suppose the normal vector returned by \mathcal{A} is v . Then, we project all the points $f(P)$ to the vector v , and find the margin along v such that exactly $(1 - \gamma)n$ points of $f(P)$ are separated from the origin. These $(1 - \gamma)n$ points form the set of inliers $f(S)$.
3. Compute an ϵ_0 -approximate solution for the polytope distance problem of $f(S)$ through Gilbert's algorithm, and denote by \bar{x} the obtained point in $\text{conv}(f(S))$.
 - In Gilbert's algorithm, \bar{x} is represented as a convex combination of the points of $f(S)$, say $\bar{x} = \sum_{q \in f(S)} \alpha_q q$ where $\sum_{q \in f(S)} \alpha_q = 1$ and $\alpha_q \geq 0$ for $\forall q \in f(S)$.
 - Let $f^{-1}(\bar{x}) = \sum_{q \in f(S)} \alpha_q f^{-1}(q)$ (see Remark 2 for the explanation on f^{-1}).

Output: $f^{-1}(\bar{x})$ as the solution.

3.1 One-class SVM with Outliers

To present our result, we need to relate polytope distance to one-class SVM through the following proposition. Let $S \subset \mathbb{R}^d$ and $x \neq o$ be a point in \mathbb{R}^d .

Proposition 2 ((Gärtner and Jaggi 2009; Clarkson 2010)).
(i) If x is the optimal solution of the polytope distance from o to S , then x also corresponds to the optimal solution for the one-class SVM on S , i.e., the hyperplane \mathcal{H}_x yields the maximum margin separating the origin and S .

(ii) Suppose x is an ϵ -approximation of the polytope distance from the origin o to S (see Definition 4). Let $y = (1 - \epsilon)x$. Then the hyperplane \mathcal{H}_y separates o and S , and its width, i.e., the norm $\|y\|$, is at least $(1 - \epsilon)$ times the maximum width.

Proposition 2 **(ii)** suggests that we can find an approximate solution for one-class SVM through Gilbert's Algorithm. Now, we further show how to apply it to the case with outliers. Given an instance (P, γ) of one-class SVM with outliers, we suppose that x_{opt} is the point yielding the optimal separating margin for the instance (P, γ) , and suppose P_{opt} is the set of induced inliers; that is, the hyperplane $\mathcal{H}_{x_{opt}}$ separates the origin o and P_{opt} . Similar with the notations defined in Proposition 1, we let $D = \max_{p, q \in P} \|p - q\|$, $\rho = \|x_{opt}\|$, and $E = D^2/\rho^2$.

Our algorithm (Algorithm 2) follows the generic framework introduced in Section 1.1. The high-level idea is as follows. First, we apply the JL transform f to P and solve the new instance $(f(P), \gamma)$ by any existing algorithm for one-class SVM with outliers. Suppose the obtained solution is \bar{x} and it can be represented by a convex combination of a subset of $f(P)$ through Gilbert's algorithm. Then, we transform the solution \bar{x} back to the original space \mathbb{R}^d by using the coefficients of the convex combination (see Remark 1).

Theorem 1. (margin preservation) We set $\epsilon_0 \in (0, 1)$ and $\epsilon = \frac{1}{5} \frac{\epsilon_0}{E+1}$ in Algorithm 2. Suppose $\lambda \geq 1$ and the algorithm \mathcal{A} used in Step 1 yields a $1/\lambda$ -approximate solution of one-class SVM with outliers. The returned vector $f^{-1}(\bar{x})$ of Algorithm 2 yields a $\frac{1}{\lambda}(1 - \epsilon_0)^3$ -approximate solution for the instance (P, γ) with constant probability¹.

Remark 2. (the recovery step) The mapping f is not a bijection, so we cannot directly define f^{-1} for an arbitrary point in the space. However we can view f as a bijection if restricting the domain to be the input set: from P to $f(P)$. So f^{-1} can be well defined for the points in $f(P)$ (i.e., $f^{-1}(f(p)) = p$ for any $p \in P$). For an arbitrary point q in the dimensionality-reduced space, if it can be represented as a convex combination of the points in $f(P)$, we can define $f^{-1}(q)$ as well based on the coefficients because f is linear (e.g., if $q = \frac{1}{3}f(p_1) + \frac{2}{3}f(p_2)$ with p_1 and $p_2 \in P$, then $f^{-1}(q) = f^{-1}(\frac{1}{3}f(p_1) + \frac{2}{3}f(p_2)) = \frac{1}{3}p_1 + \frac{2}{3}p_2$). We define $f^{-1}(\bar{x})$ by this way as the final output of Algorithm 2.

Before proving Theorem 1, we first introduce the following lemma that was proved in (Agarwal, Har-Peled, and Yu 2007; Sheehy 2014). The result can be viewed as an extension of the original JL Lemma (Lemma 1). A key of Lemma 3 is that it relaxes the error bound to be a unified $\epsilon \text{rad}(S)^2$ (we use $\text{rad}(S)$ to denote the radius of the minimum enclosing ball of S), rather than the bound $\epsilon \|p - q\|^2$ in the inequality (1).

Lemma 3. Let f be the JL transform of P from \mathbb{R}^d to $\mathbb{R}^{O(\frac{1}{\epsilon^2} \log n)}$. With constant probability, for any subset $S \subseteq P$, any point $p \in S$, and any point q inside $\text{conv}(S)$, we have

$$\left| \|p - q\|^2 - \|f(p) - f(q)\|^2 \right| \leq \epsilon \text{rad}(S)^2. \quad (8)$$

Proof. (of Theorem 1) For any point $p \in P_{opt}$, denote by $\tau(p)$ the projection of p on the vector x_{opt} . Then, we focus on the right triangle $\Delta o\tau(p)p$ and its image, $\Delta of(\tau(p))f(p)$, in the lower dimensional space induced by the JL transform f (w.l.o.g., we assume the two spaces share the same origin o). See Figure 3. From Proposition 2, we know that x_{opt} should be inside $\text{conv}(P_{opt})$. Consequently, the triangle $\Delta o\tau(p)p$ is inside the convex hull of $\{o\} \cup P_{opt}$. Moreover, the set $\{o\} \cup P_{opt}$ is covered by a ball with radius no larger than $D + \rho$. Therefore, through Lemma 3, we have

$$\begin{aligned} \|f(\tau(p)) - o\|^2 &\in \|\tau(p) - o\|^2 \pm \epsilon(D + \rho)^2; \\ \|f(p) - o\|^2 &\in \|p - o\|^2 \pm \epsilon(D + \rho)^2; \\ \|f(\tau(p)) - f(p)\|^2 &\in \|\tau(p) - p\|^2 \pm \epsilon(D + \rho)^2. \end{aligned}$$

We apply Lemma 2 to $\Delta o\tau(p)p$ by letting $y_1 = \tau(p)$, $y_2 = p$, $y'_1 = f(\tau(p))$, $y'_2 = f(p)$, and $\delta = \epsilon(D + \rho)^2$. For

¹The ‘‘constant probability’’ directly comes from the success probability of JL transform. Let $\eta \in (0, 1)$. Specifically, if we set the reduced dimensionality $\tilde{d} = O(\frac{1}{\epsilon^2} \log \frac{n}{\eta})$, the success probability will be $1 - \eta$ (Dasgupta and Gupta 2003). For simplicity, in this paper we always assume η is a fixed small constant and say that the JL transform achieves a constant success probability.

convenience, we use the same notations as Lemma 2 and have

$$a' \geq \frac{2a^2 - 3\delta}{2\sqrt{a^2 + \delta}} = \sqrt{a^2 + \delta} - \frac{5\delta}{2\sqrt{a^2 + \delta}}. \quad (9)$$

Note that $a = \|\tau(p)\| \geq \rho$ and $\epsilon = \frac{1}{5} \frac{\epsilon_0}{E+1}$ with $E = D^2/\rho^2$; then we have

$$\begin{aligned} a' &\geq \sqrt{\rho^2 + \delta} - \frac{5\delta}{2\sqrt{\rho^2 + \delta}} \\ &\geq \rho - \frac{5\delta}{2\rho} \\ &\stackrel{\text{plug the values of } \delta \text{ and } \epsilon}{=} \rho - \frac{\epsilon_0}{2} \cdot \frac{(D + \rho)^2}{E + 1} \cdot \frac{1}{\rho} \\ &\geq \rho - \frac{\epsilon_0}{2} \cdot \frac{2D^2 + 2\rho^2}{E + 1} \cdot \frac{1}{\rho} \\ &= (1 - \epsilon_0)\rho. \end{aligned} \quad (10)$$

(10) implies that for any point $p \in P_{opt}$, $f(p)$'s projection on the vector $f(x_{opt})$ has distance $\geq (1 - \epsilon_0)\rho$ to the origin. That is, the vector $f(x_{opt})$ yields a solution for the instance $(f(P), \gamma)$ with separating margin width at least $(1 - \epsilon_0)\rho$. Further, because v yields a $\frac{1}{\lambda}$ -approximate solution for $(f(P), \gamma)$ (step 2 of Algorithm 2), we have

$$w_v \geq \frac{1}{\lambda}(1 - \epsilon_0)\rho \quad (11)$$

where w_v denotes the margin width induced by v . Also, since \bar{x} is an ϵ_0 -approximation of the polytope distance problem for the instance $f(S)$, through Proposition 2 we know that the vector \bar{x} yields a margin separating the origin and $f(S)$ with the width

$$\|(1 - \epsilon_0)\bar{x}\| \geq (1 - \epsilon_0)w_v \geq \frac{1}{\lambda}(1 - \epsilon_0)^2\rho. \quad (12)$$

Then, we consider the inverse mapping f^{-1} from $\mathbb{R}^{O(\frac{1}{\epsilon^2} \log n)}$ to \mathbb{R}^d . For any $q \in f(S)$, consider the right triangle $\Delta o\tau(q)q$ and its image, $\Delta of^{-1}(\tau(q))f^{-1}(q)$ in \mathbb{R}^d , where $\tau(q)$ is the projection of q on the vector \bar{x} . Since $\tau(q) \in \text{conv}(\{o\} \cup f(S))$, it can be represented as a convex combination of $\{o\} \cup f(S)$; therefore, we can define its image $f^{-1}(\tau(q))$ as the convex combination of $\{o\} \cup S$ (see Remark 2). So we can apply the same manner for proving the above (10) with replacing f and P_{opt} by f^{-1} and $f(S)$ respectively. For any point $q \in f(S)$, $f^{-1}(q)$'s projection on the vector $f^{-1}(\bar{x})$ has distance at least

$$(1 - \epsilon_0)\|(1 - \epsilon_0)\bar{x}\| \geq \frac{1}{\lambda}(1 - \epsilon_0)^3\rho \quad (13)$$

to the origin by (12). In other words, if we let S be the set of inliers, the vector $f^{-1}(\bar{x})$ yields a $\frac{1}{\lambda}(1 - \epsilon_0)^3$ -approximation for the instance (P, γ) . \square

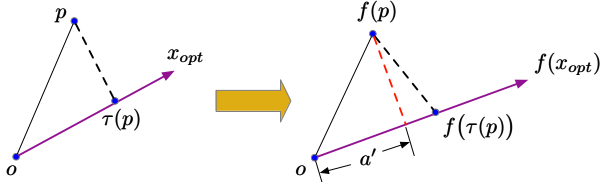


Figure 3: Because the JL transform f is linear mapping, the point $f(\tau(p))$ is located on the line determined by the vector $f(v_{opt})$. The point $f(p)$ has projection distance a' to the origin o .

Time complexity. Suppose the black box algorithm \mathcal{A} of Algorithm 2 has the time complexity $\Gamma(n, d)$ for an instance of n points in d -dimensional space. We reduce the dimensionality from d to $\tilde{d} = O(\frac{1}{\epsilon^2} \log n) = O(\frac{E^2}{\epsilon_0^2} \log n)$ (since we require $\epsilon = \frac{1}{5} \frac{\epsilon_0}{E+1}$). Obviously, the total time complexity of Algorithm 2 consists of three parts:

$$\text{Time}_{JL} + \Gamma(n, \tilde{d}) + \text{Time}_{rec}, \quad (14)$$

where Time_{JL} indicates the time complexity of JL transform, and Time_{rec} indicates the time complexity of the recovery step (Step 3). For JL transform, if we simply use the random Gaussian matrix (Dasgupta and Gupta 2003), Time_{JL} will be $O(n \cdot d \cdot \tilde{d})$; the time complexity can be further improved by using the techniques like (Ailon and Chazelle 2009). For the recovery step, we run Gilbert's algorithm in the dimensionality-reduced space and compute $f^{-1}(\bar{x})$ based on the coefficients in the original space; therefore, according to Proposition 1, $\text{Time}_{rec} = O(\frac{E}{\epsilon_0} \cdot (n \cdot \tilde{d} + d))$ (there are only $O(\frac{E}{\epsilon_0})$ non-zero coefficients). It is worth noting that Time_{JL} and Time_{rec} are usually much lower than the second term $\Gamma(n, \tilde{d})$. For example, most of the existing robust SVM algorithms (see Section 2.2) take the time complexity at least quadratic in the number of input points n .

3.2 Two-class SVM with outliers

Consider the connection between polytope distance and two-class SVM. Let Q_1 and Q_2 be two point sets in \mathbb{R}^d . The **Minkowski Difference** $\text{MD}(Q_1, Q_2)$ of $\text{conv}(Q_1)$ and $\text{conv}(Q_2)$ is the set of all difference vectors, i.e., $\text{MD}(Q_1, Q_2) = \{u - v \mid u \in \text{conv}(Q_1), v \in \text{conv}(Q_2)\}$. Note that $\text{MD}(Q_1, Q_2)$ is also a convex polytope.

Lemma 4. [(Gärtner and Jaggi 2009)] *Finding the shortest distance between two polytopes $\text{conv}(Q_1)$ and $\text{conv}(Q_2)$ is equivalent to finding the polytope distance from the origin to $\text{MD}(Q_1, Q_2)$.*

Lemma 4 tells us that to find the maximum margin separating two point sets Q_1 and Q_2 , we only need to find the maximum margin separating the origin and $\text{MD}(Q_1, Q_2)$. However, directly computing $\text{MD}(Q_1, Q_2)$ takes quadratic time $O(|Q_1||Q_2|d)$. Actually, we do not need to explicitly compute $\text{MD}(Q_1, Q_2)$ for obtaining its polytope distance to the origin. In each iteration of the Gilbert algorithm, we just select the point p_i that has the closest projection to o . In

Algorithm 3 TWO-CLASS SVM WITH OUTLIERS

Input: Two point sets P_1 and P_2 in \mathbb{R}^d with $n = |P_1 \cup P_2|$, $\epsilon, \epsilon_0 > 0$, and $\gamma_1, \gamma_2 \in (0, 1)$.

1. Apply the JL transform f to reduce the dimensionality d to be $O(\frac{1}{\epsilon^2} \log n)$, and run any existing algorithm \mathcal{A} for SVM with outliers on the new instance $(f(P_1), f(P_2), \gamma_1, \gamma_2)$.
2. Suppose the normal vector returned by \mathcal{A} is v . Then, we project all the points of $f(P_1)$ and $f(P_2)$ to the vector v , and find the margin along v such that exactly $(1 - \gamma_1)|P_1|$ points of $f(P_1)$ and $(1 - \gamma_2)|P_2|$ points of $f(P_2)$ are separated. These points form the sets of inliers $f(S_1)$ and $f(S_2)$, respectively.
3. Compute an ϵ_0 -approximate solution for the polytope distance between $f(S_1)$ and $f(S_2)$ through Gilbert algorithm, and denote by \bar{x} the obtained point in $\text{MD}(f(S_1), f(S_2))$.
 - In Gilbert algorithm, \bar{x} is represented as a convex combination of the points of $f(S)$ where $S = S_1 \cup S_2$, say $\bar{x} = \sum_{q \in f(S)} \alpha_q q$ where $\sum_{q \in f(S)} \alpha_q = 1$ and $\alpha_q \geq 0$ for $\forall q \in f(S)$.
 - Let $f^{-1}(\bar{x}) = \sum_{q \in f(S)} \alpha_q f^{-1}(q)$.

Output: $f^{-1}(\bar{x})$ as the final solution.

$\text{MD}(Q_1, Q_2)$, this point “ p_i ” should be the difference vector $q_i - q'_i$, where $q_i \in Q_1$ and $q'_i \in Q_2$, and

$$p_i \mid_{v_i} = q_i \mid_{v_i} - q'_i \mid_{v_i}.$$

Therefore, q_i should be the point having the closest projection to o from Q_1 and q'_i should be the point having the farthest projection to o from Q_2 . As a consequence, we just need to select the points q_i and q'_i in each iteration, and thus the complexity for computing the polytope distance is still linear. The following theorem can be proved through the similar idea for the one-class case.

Theorem 2. *Let $\epsilon_0 \in (0, 1)$ and $\epsilon = \frac{1}{5} \frac{\epsilon_0}{E+1}$. Suppose $\lambda \geq 1$ and the algorithm \mathcal{A} used in Step 1 of Algorithm 3 yields a $1/\lambda$ -approximate solution of SVM with outliers. The returned vector $f^{-1}(\bar{x})$ of Algorithm 3 yields a $\frac{1}{\lambda}(1 - \epsilon_0)^3$ -approximate solution for the instance $(P_1, P_2, \gamma_1, \gamma_2)$ with constant probability.*

4 k -Center Clustering with Outliers

Similar with Section 3, we also follow the generic framework introduced in Section 1.1 and present our algorithm for k -center clustering with outliers (Algorithm 4). To explain our idea more clearly, we first consider the minimum enclosing ball (MEB) with outliers problem (i.e., the case $k = 1$), and then extend the result to the general k -center clustering with outliers problem.

Theorem 3. (radius preservation for MEB with outliers) *Let $k = 1$ and $\lambda \geq 1$. Suppose the algorithm \mathcal{A} used in Step 1 of Algorithm 4 yields a λ -approximate solution of MEB with outliers. The returned point $f^{-1}(\bar{c}_1)$ of Algorithm 4*

Algorithm 4 k -CENTER CLUSTERING WITH OUTLIERS

Input: A set P of n points in \mathbb{R}^d , $k \in \mathbb{Z}^+$, and $\gamma, \epsilon \in (0, 1)$.

1. Apply the JL transform f to reduce the dimensionality d to be $O(\frac{1}{\epsilon^2} \log n)$, and run any existing algorithm \mathcal{A} for k -center clustering with outliers on the new instance $(f(P), \gamma)$.
2. Let $f(C_1), f(C_2), \dots, f(C_k)$ be the k clusters of $f(P)$ obtained by the algorithm \mathcal{A} . $\sum_{j=1}^k |f(C_j)| = (1 - \gamma)n$.
3. Compute a $(1 + \epsilon)$ -approximate MEB for each $f(C_j)$ through BC's algorithm, and denote by \bar{c}_j the obtained ball center.
 - Each center \bar{c}_j is represented as a convex combination of the points of $f(C_j)$, say $\bar{c}_j = \sum_{q \in f(C_j)} \alpha_q q$ where $\sum_{q \in f(C_j)} \alpha_q = 1$ and $\alpha_q \geq 0$ for $\forall q \in f(C_j)$.
 - Let the k points $f^{-1}(\bar{c}_j) = \sum_{q \in f(C_j)} \alpha_q f^{-1}(q)$ for $1 \leq j \leq k$ (see Remark 2 for the explanation on f^{-1}).

Output: $f^{-1}(\bar{c}_j)$, $1 \leq j \leq k$, as the k cluster centers.

yields a $\lambda \sqrt{\frac{(1+\epsilon)^3}{1-\epsilon}}$ -approximate solution for the original instance (P, γ) in \mathbb{R}^d with constant probability.

Proof. We use P_{opt} and r_{opt} to denote the optimal subset and radius for the instance (P, γ) . Let c_{opt} be the center of MEB(P_{opt}). Obviously c_{opt} is inside the convex hull of P_{opt} . Thus, using the inequality (8) in Lemma 3, we have

$$\begin{aligned} \forall p \in P_{opt}, \quad \|f(p) - f(c_{opt})\|^2 &\leq \|p - c_{opt}\|^2 + \epsilon r_{opt}^2 \\ &\leq (1 + \epsilon) r_{opt}^2 \\ \implies \max_{p \in P_{opt}} \|f(p) - f(c_{opt})\|^2 &\leq (1 + \epsilon) r_{opt}^2. \end{aligned} \quad (15)$$

That is, the ball $\mathbb{B}(f(c_{opt}), \sqrt{1 + \epsilon} r_{opt})$ covers the whole set $f(P_{opt})$. Therefore, if we denote the optimal radius of the instance $(f(P), \gamma)$ as r'_{opt} , we have

$$r'_{opt} \leq \sqrt{1 + \epsilon} \cdot r_{opt}. \quad (16)$$

Next, we prove the upper bound of the radius induced by $f^{-1}(\bar{c}_1)$. Since \bar{c}_1 is inside the convex hull of $f(C_1)$, the point $f^{-1}(\bar{c}_1)$ should be inside the convex hull of C_1 . Also, because the JL transform f is linear,

$$f(f^{-1}(\bar{c}_1)) = \sum_{q \in f(C_1)} \alpha_q f(f^{-1}(q)) = \bar{c}_1. \quad (17)$$

Applying the inequality (8) again, $\forall p \in C_1$, we have

$$\begin{aligned} &\|p - f^{-1}(\bar{c}_1)\|^2 \\ &\leq \|f(p) - \bar{c}_1\|^2 + \epsilon \text{rad}(C_1)^2 \\ &\leq \max_{q \in C_1} \|f(q) - \bar{c}_1\|^2 + \epsilon \text{rad}(C_1)^2 \\ &\leq \max_{q \in C_1} \|f(q) - \bar{c}_1\|^2 + \frac{\epsilon}{1 - \epsilon} \text{rad}(f(C_1))^2 \\ &\leq \frac{1}{1 - \epsilon} \max_{q \in C_1} \|f(q) - \bar{c}_1\|^2, \end{aligned} \quad (18)$$

where the last inequality comes from the fact $\text{rad}(f(C_1))^2 \leq \max_{q \in C_1} \|f(q) - \bar{c}_1\|^2$ (otherwise, we can let \bar{c}_1 be the center of $f(C_1)$ and the resulting radius $\max_{q \in C_1} \|f(q) - \bar{c}_1\|^2 < \text{rad}(f(C_1))^2$, which is a contradiction). Recall that \bar{c}_1 is a $(1 + \epsilon)$ -approximate center of the λ -approximate solution of the instance $(f(P), \gamma)$. So

$$\max_{q \in C_1} \|f(q) - \bar{c}_1\| \leq (1 + \epsilon) \cdot \lambda \cdot r'_{opt}. \quad (19)$$

Thus, (18) implies that

$$\begin{aligned} \forall p \in C_1, \quad \|p - f^{-1}(\bar{c}_1)\|^2 &\leq \frac{(1 + \epsilon)^2}{1 - \epsilon} \lambda^2 (r'_{opt})^2 \\ &\leq \frac{(1 + \epsilon)^3}{1 - \epsilon} \lambda^2 r_{opt}^2, \end{aligned} \quad (20)$$

where the last inequality comes from (16). (20) indicates that the ball $\mathbb{B}(f^{-1}(\bar{c}_1), \sqrt{\frac{(1+\epsilon)^3}{1-\epsilon}} \lambda r_{opt})$ covers the whole set C_1 , i.e., $f^{-1}(\bar{c}_1)$ yields a $\sqrt{\frac{(1+\epsilon)^3}{1-\epsilon}} \lambda$ -approximate solution for the instance (P, γ) . \square

The proof of Theorem 3 can be extended for the following Theorem 4. We also use r_{opt} and r'_{opt} to denote the optimal radii of the instances (P, γ) and $(f(P), \gamma)$, respectively. Then, we have the same claim of (16), $r'_{opt} \leq \sqrt{1 + \epsilon} r_{opt}$. Consequently, the inequality (20) is replaced by: for any $1 \leq j \leq k$ and any $p \in C_j$,

$$\|p - f^{-1}(\bar{c}_j)\|^2 \leq \frac{(1 + \epsilon)^3}{1 - \epsilon} \lambda^2 r_{opt}^2. \quad (21)$$

Thus, the set $\cup_{j=1}^k C_j$ is covered by the union of the k balls $\cup_{j=1}^k \mathbb{B}(f^{-1}(\bar{c}_j), \sqrt{\frac{(1+\epsilon)^3}{1-\epsilon}} \lambda r_{opt})$, i.e., $\{f^{-1}(\bar{c}_1), f^{-1}(\bar{c}_2), \dots, f^{-1}(\bar{c}_k)\}$ yields a $\sqrt{\frac{(1+\epsilon)^3}{1-\epsilon}} \lambda$ -approximate solution for the instance (P, γ) .

Theorem 4. (radius preservation for k -center clustering with outliers) Let $\lambda \geq 1$. Suppose the algorithm \mathcal{A} used in Step 1 of Algorithm 4 yields a λ -approximate solution of k -center clustering with outliers. The returned set of k points $\{f^{-1}(\bar{c}_1), f^{-1}(\bar{c}_2), \dots, f^{-1}(\bar{c}_k)\}$ of Algorithm 4 yields a $\lambda \sqrt{\frac{(1+\epsilon)^3}{1-\epsilon}}$ -approximate solution for the original instance (P, γ) in \mathbb{R}^d with constant probability.

Time complexity. The time complexity of Algorithm 4 also consists of the three parts as (14). We reduce the dimensionality d to be $\tilde{d} = O(\frac{\log n}{\epsilon^2})$. If the black box algorithm \mathcal{A} of Algorithm 4 has the time complexity $\Gamma(n, d)$ for an instance of n points in d -dimensional space, the total complexity of Algorithm 4 should be

$$\text{Time}_{JL} + \Gamma(n, \tilde{d}) + \text{Time}_{rec}, \quad (22)$$

where $\text{Time}_{JL} = O(\frac{1}{\epsilon} nd \log n)$ and $\text{Time}_{rec} = O(\frac{1}{\epsilon} \cdot (n \cdot \tilde{d} + k \cdot d))$ (because BC’s algorithm runs in $O(\frac{1}{\epsilon})$ steps in the \tilde{d} -dimensional space). Similar with (14), the second term $\Gamma(n, \tilde{d})$ often dominates the whole complexity in practice.

5 Experiments

All the experimental results were obtained on a Windows workstation with 2.8GHz Intel Core i5-840 and 8GB main memory; the algorithms were implemented in Matlab R2018b. We compare the three different JL transform methods from (Dasgupta and Gupta 2003; Achlioptas 2003; Ailon and Chazelle 2009), which are named JLT-GAUSSIAN, JLT-BINARY, and JLT-FAST, respectively. We also compare JL transform with several other widely studied dimension reduction methods, PCA, approximate PCA, and the SVD based feature selection (named PCA, APPROX-PCA, and FS accordingly) (Boutsidis et al. 2014; Paul, Magdon-Ismail, and Drineas 2015). For each instance, we repeat the experiment 15 times and report the average result and the corresponding standard deviation.

5.1 k -Center Clustering with Outliers

We use the popular 3-approximation algorithm (Charikar et al. 2001) as the algorithm \mathcal{A} . We consider two real-world datasets. The **CIFAR-10** dataset (Krizhevsky 2009) consists of $n = 60,000$ color images of $k = 10$ classes (e.g., airplane, bird), with each class having 6000 images and each image being represented by a 3072-dimensional vector. The **MNIST** dataset (Y.LeCun and P.Haffner 1998) contains $n = 60,000$ handwritten digit images from 0 to 9 (i.e., $k = 10$), where each image is represented by a 784-dimensional vector. For each dataset, we randomly add 10% n outliers outside the MEBs of the clusters (we use the aforementioned BC’s algorithm from (Bădoiu and Clarkson 2003) to compute an approximate MEB for each cluster). We set the dimension reduction rate to be $\{6\%, 8\%, 10\%, 12\%, 14\%\}$ (e.g., if the dimension reduction rate is 6%, that means we reduce the dimensionality from d to $\tilde{d} = 6\% * d$).

We compare the three different JL transforms and show the resulting normalized radius and running time in Figure 4, and the average standard deviation of normalized radius in Table 1. The “normalized radius” (resp., “normalized running time”) indicates the obtained radius (resp., running time) normalized over the one without dimension reduction. The results suggest that JLT-BINARY is the stablest and fastest one, though it achieves slightly worse normalized radius comparing with the other two methods.

We also compare JLT-BINARY with the other three dimension reduction methods, and the results are shown in

Figure 5 and Table 1. The obtained normalized radii of these 4 methods are very close (the difference range is usually less than 10%), and JLT achieves the lowest running time among these 4 methods (which is less than 35% (resp., 20%) of the running time without dimension reduction for **MNIST** (resp., **CIFAR-10**)). APPROX-PCA and FS appear very unstable, and PCA is the stablest one though it takes the largest running time.

5.2 SVM with Outliers

We use the one-class SVM algorithm and its implementation from (Chang and Lin 2011) as the algorithm \mathcal{A} . We take the real-world dataset **GISETTE** (Guyon et al. 2005) (including $n = 13500$ points in \mathbb{R}^{5000}) and **MNIST** to conduct our experiment. Each class of **MNIST** and **GISETTE** forms an individual instance. Each instance is randomly partitioned into two equal-sized parts respectively for training and testing. To generate the outliers, we first compute the hyperplane \mathcal{H} by running the algorithm \mathcal{A} on the training data, and randomly add 10% outliers on the other side of \mathcal{H} . The results of the three JL transforms are shown in Figure 6 and Table 2.

For two-class SVM, we use the algorithm LIBLINEAR SVM and its implementation from (Chang and Lin 2011) as the algorithm \mathcal{A} . To generate the outliers, we randomly choose 10% pairs from the data and flip their labels (named **RLF**). Their results are shown in Figure 7 and Table 2. Further, we use the publicly available adversarial attack software (Koh, Steinhardt, and Liang 2018) (named **MIN-MAX**) to generate the adversarial outliers on the **MNIST** datasets, and the results are shown in Figure 8.

We can see that JLT-GAUSSIAN outperforms the other two methods in general (JLT-BINARY and JLT-FAST either take the largest running time or achieve the worst classification accuracy). An interesting observation is that for some instances, the classification accuracies are improved after dimension reduction. We believe that it is due to the high redundancy of the information in high dimensional space, which could potentially destroy the classification results; dimension reduction can relieve this issue to some extent.

We also try to run the other dimension reduction methods PCA, APPROX-PCA, and FS. However, PCA and APPROX-PCA take too long time comparing with the SVM algorithms (Chang and Lin 2011), and their normalized running time ratios are larger than 1; that is, we do not gain any benefit from these dimension reduction methods for speeding up the algorithms. In addition, FS yields poor classification results, since it may miss too much information for high dimensional sparse data.

6 Conclusion And Future Work

In this paper, we study the effectiveness of JL transform for dealing with two fundamental high-dimensional optimization problems, SVM and k -center clustering, in the presence of adversarial outliers. Besides the theoretical results, we also investigate its performance in practice.

Beyond the SVM and k -center clustering problems studied in this paper, it is worth to study the effectiveness of

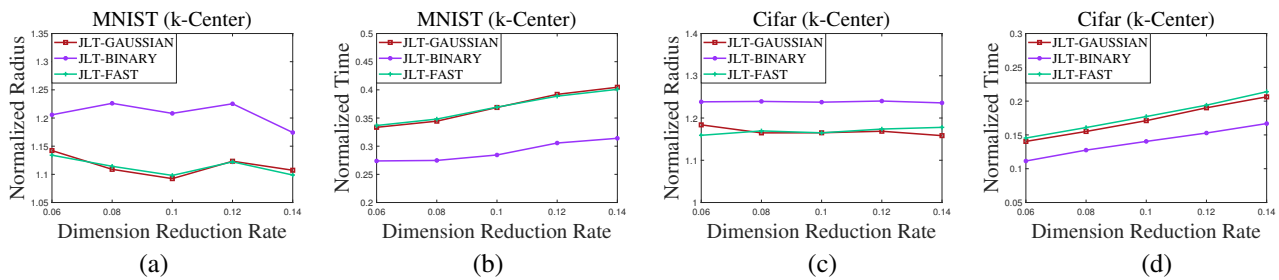


Figure 4: The comparison on different JL transform methods for k -center clustering with outliers.

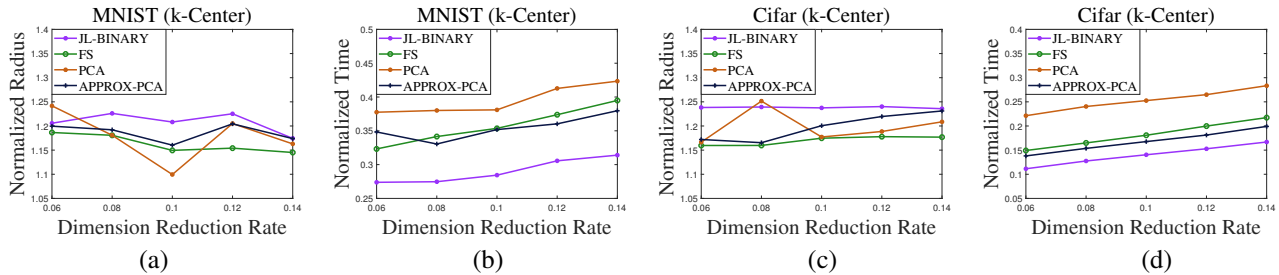


Figure 5: The comparison on different dimension reduction methods for k -center clustering with outliers.

JL transform for other robust optimization problems in future. Also, though we use the (approximate) PCA and feature selection methods as the baselines in our experiments, an interesting question is that their quality guarantees in theory are still unclear, especially in the presence of adversarial outliers.

References

- Achlioptas, D. 2003. Database-friendly random projections: Johnson-Lindenstrauss with binary coins. *Journal of computer and System Sciences* 66(4): 671–687.
- Agarwal, P. K.; Har-Peled, S.; and Yu, H. 2007. Embeddings of surfaces, curves, and moving points in euclidean space. In *Proceedings of the 23rd ACM Symposium on Computational Geometry, Gyeongju, South Korea, June 6-8, 2007*, 381–389.
- Ailon, N.; and Chazelle, B. 2009. The fast Johnson-Lindenstrauss transform and approximate nearest neighbors. *SIAM Journal on computing* 39(1): 302–322.
- Arriaga, R. I.; and Vempala, S. S. 2006. An algorithmic theory of learning: Robust concepts and random projection. *Machine Learning* 63(2): 161–182.
- Balcan, M.-F.; Blum, A.; and Vempala, S. 2006. Kernels as features: On kernels, margins, and low-dimensional mappings. *Machine Learning* 65(1): 79–94.
- Baraniuk, R.; Davenport, M.; DeVore, R.; and Wakin, M. 2006. The Johnson-Lindenstrauss lemma meets compressed sensing. *preprint* 100(1): 0.
- Beyer, H.-G.; and Sendhoff, B. 2007. Robust optimization—a comprehensive survey. *Computer methods in applied mechanics and engineering* 196(33-34): 3190–3218.
- Biggio, B.; Nelson, B.; and Laskov, P. 2012. Poisoning Attacks against Support Vector Machines. In *Proceedings of the 29th International Conference on Machine Learning, ICML 2012, Edinburgh, Scotland, UK, June 26 - July 1, 2012*.
- Biggio, B.; and Roli, F. 2018. Wild patterns: Ten years after the rise of adversarial machine learning. *Pattern Recognition* 84: 317–331.
- Blocki, J.; Blum, A.; Datta, A.; and Sheffet, O. 2012. The Johnson-Lindenstrauss Transform Itself Preserves Differential Privacy. In *53rd Annual IEEE Symposium on Foundations of Computer Science, FOCS 2012, New Brunswick, NJ, USA, October 20-23, 2012*, 410–419.
- Boutsidis, C.; Zouzias, A.; Mahoney, M. W.; and Drineas, P. 2014. Randomized dimensionality reduction for k -means clustering. *IEEE Transactions on Information Theory* 61(2): 1045–1062.
- Bădoiu, M.; and Clarkson, K. L. 2003. Smaller core-sets for balls. In *Proceedings of the ACM-SIAM Symposium on Discrete Algorithms (SODA)*, 801–802.
- Bădoiu, M.; Har-Peled, S.; and Indyk, P. 2002. Approximate clustering via core-sets. In *Proceedings of the ACM Symposium on Theory of Computing (STOC)*, 250–257.
- Chakrabarty, D.; Goyal, P.; and Krishnaswamy, R. 2016. The Non-Uniform k -Center Problem. In *43rd International*

Methods	k -center clustering with outliers					
	JLT-GAUSSIAN	JLT-BINARY	JLT-FAST	FS	PCA	APPROX-PCA
MNIST	0.2888	0.1463	0.2920	0.3286	0.0137	0.2275
CIFAR-10	0.8046	0.2829	0.8424	0.8344	0.0386	0.5082

Table 1: The average standard deviations with respect to the normalized radius.

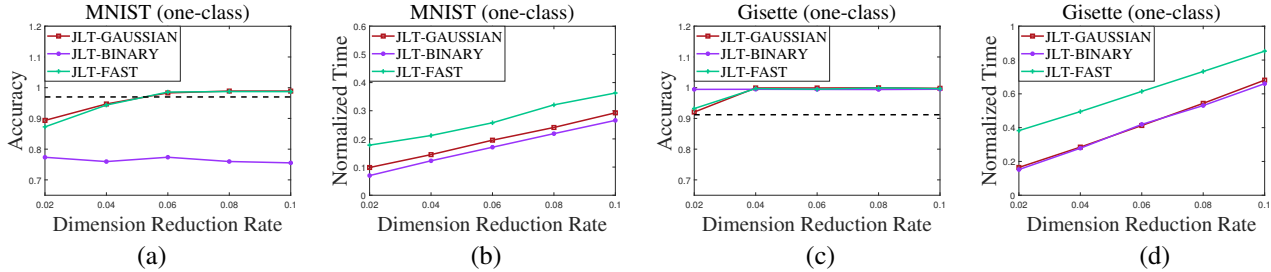


Figure 6: The comparison on different JL transform methods for one-class SVM with outliers. The horizontal lines in (a) and (c) indicate the obtained classification accuracies without dimension reduction.

Colloquium on Automata, Languages, and Programming, ICALP 2016, July 11-15, 2016, Rome, Italy, 67:1–67:15.

Chang, C.-C.; and Lin, C.-J. 2011. LIBSVM: A library for support vector machines. *ACM TIST* 2(3).

Charikar, M.; Khuller, S.; Mount, D. M.; and Narasimhan, G. 2001. Algorithms for facility location problems with outliers. In *Proceedings of the twelfth annual ACM-SIAM symposium on Discrete algorithms*, 642–651. Society for Industrial and Applied Mathematics.

Clarkson, K. L. 2010. Coresets, sparse greedy approximation, and the Frank-Wolfe algorithm. *ACM Transactions on Algorithms* 6(4): 63.

Cohen, M. B.; Elder, S.; Musco, C.; Musco, C.; and Persu, M. 2015. Dimensionality reduction for k-means clustering and low rank approximation. In *Proceedings of the forty-seventh annual ACM symposium on Theory of computing*, 163–172.

Cortes, C.; and Vapnik, V. 1995. Support-Vector Networks. *Machine Learning* 20: 273.

Crisp, D. J.; and Burges, C. J. C. 1999. A Geometric Interpretation of ν -SVM Classifiers. In Solla, S. A.; Leen, T. K.; and Müller, K.-R., eds., *NIPS*. The MIT Press.

Cunningham, J. P.; and Ghahramani, Z. 2015. Linear dimensionality reduction: Survey, insights, and generalizations. *The Journal of Machine Learning Research* 16(1): 2859–2900.

Dasgupta, A.; Kumar, R.; and Sarlós, T. 2010. A sparse Johnson-Lindenstrauss transform. In *Proceedings of the 42nd ACM Symposium on Theory of Computing, STOC 2010, Cambridge, Massachusetts, USA, 5-8 June 2010*, 341–350.

Dasgupta, S.; and Gupta, A. 2003. An elementary proof of a

theorem of Johnson and Lindenstrauss. *Random Structures & Algorithms* 22(1): 60–65.

Ding, H.; and Xu, J. 2015. Random Gradient Descent Tree: A Combinatorial Approach for SVM with Outliers. In *Proceedings of the AAAI Conference on Artificial Intelligence (AAAI)*, 2561–2567.

Ding, H.; Yu, H.; and Wang, Z. 2019. Greedy Strategy Works for k-Center Clustering with Outliers and Core-set Construction. In *27th Annual European Symposium on Algorithms, ESA 2019, September 9-11, 2019, Munich/Garching, Germany*, 40:1–40:16.

Erfani, S. M.; Rajasegarar, S.; Karunasekera, S.; and Leckie, C. 2016. High-dimensional and large-scale anomaly detection using a linear one-class SVM with deep learning. *Pattern Recognition* 58: 121–134.

Frank, M.; and Wolfe, P. 1956. An algorithm for quadratic programming. *Naval Research Logistics Quarterly* 3(1-2): 95–110.

Gärtner, B.; and Jaggi, M. 2009. Coresets for polytope distance. In *Proceedings of the International Symposium on Computational geometry (SoCG)*, 33–42.

Gilbert, E. G. 1966. An iterative procedure for computing the minimum of a quadratic form on a convex set. *SIAM Journal on Control* 4(1): 61–80.

Gonzalez, T. F. 1985. Clustering to minimize the maximum intercluster distance. *Theoretical Computer Science* 38: 293–306.

Guyon, I.; Gunn, S.; Ben-Hur, A.; and Dror, G. 2005. Result analysis of the NIPS 2003 feature selection challenge. In *Advances in neural information processing systems*, 545–552.

Jagielski, M.; Oprea, A.; Biggio, B.; Liu, C.; Nita-Rotaru, C.; and Li, B. 2018. Manipulating Machine Learning: Poi-

Methods \ Datasets	One-class SVM			Two-class SVM		
	JLT-GAUSSIAN	JLT-BINARY	JLT-FAST	JLT-GAUSSIAN	JLT-BINARY	JLT-FAST
MNIST	0.0295	0.0401	0.0366	0.0097	0.0054	0.0229
GISETTE	0.0177	0.0034	0.0214	0.0490	0.0864	0.0736

Table 2: The average standard deviations with respect to the classification accuracy.

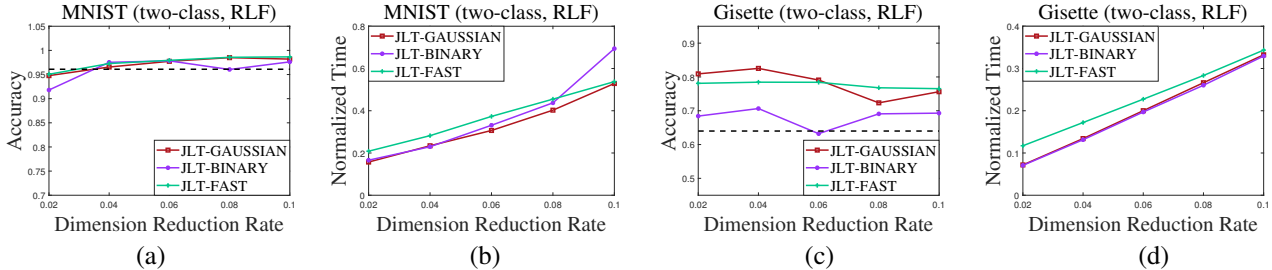


Figure 7: The comparison on different JL transform methods for two-class SVM with outliers. The horizontal lines in (a) and (c) indicate the obtained classification accuracies without dimension reduction.

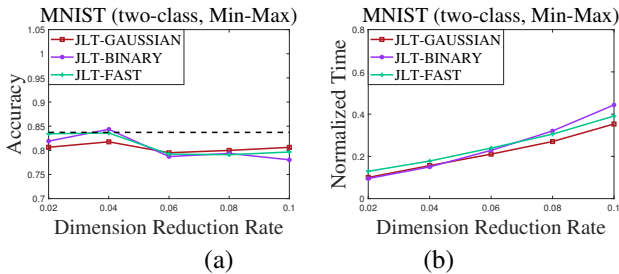


Figure 8: The comparison on different JL transform methods for two-class SVM under MIN-MAX attack. The horizontal line in (a) indicates the obtained classification accuracy without dimension reduction.

soning Attacks and Countermeasures for Regression Learning. In *2018 IEEE Symposium on Security and Privacy, SP 2018, Proceedings, 21-23 May 2018, San Francisco, California, USA*, 19–35.

Johnson, W. B.; and Lindenstrauss, J. 1984. Extensions of Lipschitz mappings into a Hilbert space. *Contemporary mathematics* 26(189-206): 1.

Kane, D. M.; and Nelson, J. 2014. Sparser Johnson-Lindenstrauss Transforms. *J. ACM* 61(1): 4:1–4:23.

Kerber, M.; and Raghvendra, S. 2014. Approximation and streaming algorithms for projective clustering via random projections. *arXiv preprint arXiv:1407.2063*.

Koh, P. W.; Steinhardt, J.; and Liang, P. 2018. Stronger Data Poisoning Attacks Break Data Sanitization Defenses. *CoRR* abs/1811.00741.

Krizhevsky, A. 2009. Learning Multiple Layers of Features

from Tiny Images URL <http://www.cs.toronto.edu/~kriz/cifar.html>.

Kumar, K.; Bhattacharya, C.; and Hariharan, R. 2008. A randomized algorithm for large scale support vector learning. In *Advances in Neural Information Processing Systems*, 793–800.

Makarychev, K.; Makarychev, Y.; and Razenshteyn, I. 2019. Performance of Johnson-Lindenstrauss transform for k-means and k-medians clustering. In *Proceedings of the 51st Annual ACM SIGACT Symposium on Theory of Computing*, 1027–1038.

McCutchen, R. M.; and Khuller, S. 2008. Streaming Algorithms for k-Center Clustering with Outliers and with Anonymity. In *Approximation, Randomization and Combinatorial Optimization. Algorithms and Techniques*, 165–178. Springer.

Paul, S.; Boutsidis, C.; Magdon-Ismael, M.; and Drineas, P. 2014. Random Projections for Linear Support Vector Machines. *TKDD* 8(4): 22:1–22:25.

Paul, S.; Magdon-Ismael, M.; and Drineas, P. 2015. Feature selection for linear SVM with provable guarantees. In *Artificial Intelligence and Statistics*, 735–743.

Platt, J. 1999. Fast Training of Support Vector Machines using Sequential Minimal Optimization. In Schölkopf, B.; Burges, C. J. C.; and Smola, A. J., eds., *Advances in Kernel Methods — Support Vector Learning*, 185–208. Cambridge, MA: MIT Press.

Rahimi, A.; and Recht, B. 2008. Random features for large-scale kernel machines. In *Advances in neural information processing systems*, 1177–1184.

Rousseeuw, P. J.; and Leroy, A. 1987. *Robust Regression and Outlier Detection*. Wiley Series in Probability and Statistics. Wiley. ISBN 978-0-47172538-1.

- Sarlos, T. 2006. Improved approximation algorithms for large matrices via random projections. In *Foundations of Computer Science, 2006. FOCS'06. 47th Annual IEEE Symposium on*, 143–152. IEEE.
- Schölkopf, B.; Smola, A. J.; Müller, K. R.; and Bartlett, P. L. 2000. New Support Vector Algorithms. *Neural Computation* 12: 1207–1245.
- Schölkopf, B.; Williamson, R. C.; Smola, A. J.; Shawe-Taylor, J.; and Platt, J. C. 1999. Support Vector Method for Novelty Detection. In *Advances in Neural Information Processing Systems 12, [NIPS Conference, Denver, Colorado, USA, November 29 - December 4, 1999]*, 582–588.
- Sheehy, D. R. 2014. The Persistent Homology of Distance Functions under Random Projection. In *30th Annual Symposium on Computational Geometry, SOCG'14, Kyoto, Japan, June 08 - 11, 2014*, 328.
- Shi, Q.; Shen, C.; Hill, R.; and van den Hengel, A. 2012. Is margin preserved after random projection? In *Proceedings of the 29th International Conference on Machine Learning, ICML 2012, Edinburgh, Scotland, UK, June 26 - July 1, 2012*.
- Suzumura, S.; Ogawa, K.; Sugiyama, M.; and Takeuchi, I. 2014. Outlier Path: A Homotopy Algorithm for Robust SVM. In Jebara, T.; and Xing, E. P., eds., *Proceedings of the 31st International Conference on Machine Learning (ICML-14)*, 1098–1106. JMLR Workshop and Conference Proceedings.
- Tsang, I. W.; Kwok, J. T.; and Cheung, P.-M. 2005. Core Vector Machines: Fast SVM Training on Very Large Data Sets. *Journal of Machine Learning Research* 6: 363–392.
- Xu, G.; Cao, Z.; Hu, B.; and Príncipe, J. C. 2017. Robust support vector machines based on the rescaled hinge loss function. *Pattern Recognition* 63: 139–148.
- Xu, L.; Crammer, K.; and Schuurmans, D. 2006. Robust Support Vector Machine Training via Convex Outlier Ablation. AAAI Press.
- Yang, M.; Xu, L.; White, M.; Schuurmans, D.; and Yu, Y.-I. 2010. Relaxed clipping: A global training method for robust regression and classification. In *Advances in neural information processing systems*, 2532–2540.
- Y.LeCun, L.Bottou, Y.; and P.Haffner. 1998. Gradient-Based Learning Applied to Document Recognition. *Proceedings of the IEEE*, 86(11):2278-2324, November .
- Zhang, L.; Mahdavi, M.; Jin, R.; Yang, T.; and Zhu, S. 2013. Recovering the optimal solution by dual random projection. In *Conference on Learning Theory*, 135–157.
- Zimek, A.; Schubert, E.; and Kriegel, H.-P. 2012. A survey on unsupervised outlier detection in high-dimensional numerical data. *Statistical Analysis and Data Mining: The ASA Data Science Journal* 5(5): 363–387.