

Magnetic field screening process near a Black Hole

S. Campion,^{1,2} J. A. Rueda,^{1,3,4,5} S. S. Xue,¹ R. Ruffini^{1,2,6,7,8}

¹International Center for Relativistic Astrophysics Network, Piazza della Repubblica 10, I-65122 Pescara, Italy

²ICRA, Dipartimento di Fisica, Università di Roma “La Sapienza”, Piazzale Aldo Moro 5, I-00185 Roma, Italy

³ICRANet-Ferrara, Dipartimento di Fisica e Scienze della Terra,

Università degli Studi di Ferrara, Via Saragat 1, I-44122 Ferrara, Italy

⁴Dipartimento di Fisica e Scienze della Terra, Università degli Studi di Ferrara,

Via Saragat 1, I-44122 Ferrara, Italy ⁵INAF, Istituto de Astrofisica e Planetologia Spaziali,

Via Fosso del Cavaliere 100, 00133 Rome, Italy ⁶Université de Nice Sophia Antipolis,

CEDEX 2, Grand Château Parc Valrose, Nice, France ⁷ICRANet-Rio,

Centro Brasileiro de Pesquisas Físicas, Rua Dr. Xavier Sigaud 150,
22290-180 Rio de Janeiro, Brazil ⁸INAF, Viale del Parco Mellini 84, 00136 Rome, Italy

(Dated: March 9, 2020)

It has been shown that a rotating BH immersed in a test background magnetic field, of initial strength B_0 and aligned parallel to the BH rotation axis, generates an induced electric field, that is proportional to the magnetic field. In this system, a huge number of pairs can be emitted by vacuum polarization process and start to be accelerated to high energies, mean this electric field, emitting synchrotron photons. In this paper we study the screening effect of magnetic and electric field due to the magnetic pair production process (hereafter MPP) ($\gamma + B \rightarrow e^+ + e^-$) made by the created pairs. The principal results of this study are that: these combined processes of synchrotron emission by accelerated electrons and MPP can decrease magnetic field of several order of magnitude on a small time scale; exist a lower limit for the magnetic field after that it cannot be screened anymore.

I. INTRODUCTION

The process of screening of a strong electric field mean the creation of electron-positron pairs throw QED particles showers, it has been studied for many years. One of the last studies about this argument was presented in ([3]), where they shown that an electric field as high as $E \sim \alpha_f E_c$, where α_f is the fine structure constant and $E_c = m_e^2 c^3 / e \hbar$ the critical field, cannot be maintained because the creation of particles showers deplete the field.

Until now, no arguments came out about the screening of a magnetic field. In this paper we study the process of screening of a magnetic field, limiting our study to the case of a Kerr Black Hole. The aim is to show that the presence of electrons (at the beginning or created mean the magnetic pair production process) and the consequent emission of synchrotron radiation, which will bring to a particles shower, can decrease the magnetic field even of a few order of magnitude. Our approach is based on the following relation between the already existing background magnetic field and the induced electric field:

$$E(t) = B(t) \frac{J}{2M^2} \frac{c^2}{G} = B(t) \frac{\bar{J}}{2\bar{M}^2} c \quad (1)$$

¹(see [4]). The proportionality factor $\frac{J}{M^2}$ represent the spin of the black hole (in SI units)² and the barred quantities are in geometric units.

Because of the relation in eq. (1), correspondingly to the screening of the magnetic field, the screening of the electric

field happens simultaneously. The two screening effects are correlated, but based on two different mechanisms. The $B(t)$ screening it is dues to the creation of an induced magnetic field (with orientation opposite to the background one) by the accelerated electrons. The $E(t)$ screening it is dues to the creation itself of these electrons, mean electromagnetic showers, which deplete the electric field.

We will show that, for our particular case related to a BH, the lowest value of a magnetic field that can be attained is proportional to α_f and in inverse proportion to the spin of the BH, hereafter, $\eta \equiv \frac{J}{M^2}$. This conclusion corroborated the result that, in presence also of one initial pair, an electric field with strength as high as $\sim \alpha_f E_c$ cannot be maintained due to the depletion caused by creation of electromagnetic showers.

Our study can be extended not only to BH but also to others extreme astrophysical systems as neutron stars or magnetars, where strong magnetic field and particles showers are two important component of the system.

II. MAIN EQUATIONS

The screening process of an electromagnetic field it proceed mean a few steps:

1. initial electrons are accelerated by the electric field and emit synchrotron radiation due to the presence of the magnetic field;
2. each of these synchrotron photons create a pair via MPP process;
3. these new pairs start to be accelerated, emit synchrotron radiation and circularize around the magnetic field lines generating an induced magnetic field, B_{ind} , oriented in

¹ The orientation of this magnetic field is along the z -axis ($B_x = B_y = 0$).

² All the quantities in this paper are in SI units. Different units are explicitly indicated.

the opposite direction respect to the electron motion. This B_{ind} decreases the background magnetic field;

4. the previous processes occurs at every time t and, then, a particles shower develops, mean these processes.

This series of steps will end when the magnetic field decrease too much that the MPP process will not occur.

Now we derive all the equations that describe the steps of the entire process. The dynamic of an electron immersed in an electromagnetic field, under the approximation of $\gamma \gg 1$ (valid for our high energy regime), is given by

$$m_e^{eV} c^2 \frac{d\gamma_e}{dt}(t, \alpha) = eE(t, \alpha) c A - \frac{2}{3} \frac{\mu_0}{6\pi} \frac{e^4 c \sin(\alpha)^2 A \gamma_e^2(t, \alpha) B^2(t, \alpha)}{m_e^2}, \quad (2)$$

where $A = 6.24 \times 10^{18}$ is the transformation constant between Joule to eV and μ_0 the vacuum permeability constant. The first term on the right side in eq. (2) corresponds to the energy gain by each electron due the electric field, while the second term represent the energy lost by synchrotron emission (see, for example, [5])

$$P_{synch,e}(t, \alpha) \equiv \frac{dE_{synch,e}}{dt} = \frac{2}{3} \frac{\mu_0}{6\pi} \frac{e^4 c \sin(\alpha)^2 A}{m_e^2} \gamma_e^2(t, \alpha) B^2(t, \alpha), \quad (3)$$

where α is the “pitch angle” between the electrons (and then the electric field) and the magnetic field. Since we are in the relativistic regime, the synchrotron photons are beamed along the direction of motion of the electrons. Then we can easily assume that α is also the angle between the emitted synchrotron photons and the magnetic field.

As we can guess, by the synchrotron and the MPP mechanism, a particles shower can develops. The evolution of the number of synchrotron photons with time can be written as

$$\frac{dN_\gamma}{dt}(t, \alpha) = N_\pm(t, \alpha) \frac{P_{synch,e}(t, \alpha)}{\varepsilon_\gamma^e(t, \alpha)}, \quad (4)$$

where

$$\begin{aligned} \varepsilon_\gamma^e(t, \alpha) &= (0.29) \frac{3}{4\pi} \frac{ehA}{me} \gamma_e^2(t, \alpha) B(t, \alpha) \sin(\alpha) \\ &= D_e \gamma_e^2(t, \alpha) B(t, \alpha) \sin(\alpha) \end{aligned} \quad (5)$$

is the peak energy of synchrotron photons and N_\pm is the number of created pairs by MPP process. The number of pairs are strictly related to the number of photons. Then the equation for the evolution of the number of created pairs N_\pm can be written as

$$\frac{dN_\pm}{dt}(t, \alpha) = N_\gamma(t, \alpha) R_A(t, \alpha) c. \quad (6)$$

In eq.(6) the term R_A^e is the attenuation coefficient (see [2]) defined as

$$R_A(t, \alpha) = (0.23) \frac{\alpha_f}{\lambda} \frac{B(t, \alpha)}{B_{cr}} \sin(\alpha) \exp\left[-\frac{4}{3\chi(\varepsilon_\gamma, B)}\right], \quad (7)$$

where α_f is the fine structure constant and $\lambda = \frac{h}{2\pi} = \frac{h}{2\pi m_e c}$ is the reduced Compton wavelength. The attenuation coefficient

gives us the scale where the MPP process becomes important and it has the dimension of cm^{-1} . Then R_A^{-1} represent the photon mean free path for magnetic pair production. Another important quantity that measure the strength of the MPP process is the parameter χ_e , defined as $\chi_e(t, \alpha) = \frac{\varepsilon_\gamma}{2m_e^2 v c^2} \sin(\alpha) \frac{B(t, \alpha)}{B_{cr}}$ ³.

At this point, in order to complete the set of our equations, we need another differential equation that describe the evolution with time of the magnetic field. We can derive it starting to consider the current created by the accelerated electrons $I = ev_\perp n_\lambda$, where n_λ is the linear number density of pairs (#/cm) and v_\perp the perpendicular velocity of the electrons (respect to the magnetic field). v_\perp is the most important variable of this work, because is the perpendicular velocity that allows the particles to circularize around the magnetic field lines and produce an induced magnetic field. The pair linear number density can be calculated from the definition of the total number of the created pairs

$$N_\pm = \int n_\lambda dl \implies n_\lambda(t) = \frac{dN_\pm}{dl} = \frac{dN_\pm}{cdt}. \quad (8)$$

The electrons move around orbits of radius given by the Larmor radius $R_L(t, \alpha) = \frac{p_\perp(t, \alpha)}{eB(t, \alpha)} = \frac{\gamma_e(t, \alpha) m_e c \beta_\perp(t, \alpha)}{eB(t, \alpha)} = \frac{\gamma_e(t, \alpha) m_e c \sin(\alpha)}{eB(t, \alpha)}$ ⁴. Then the induced magnetic field can be calculated as:

$$\vec{B}_{ind}(t, \alpha) = \frac{\mu_0 I}{2R_L(t, \alpha)} \hat{z} = \frac{\mu_0 e^2}{2m_e c} \frac{B(t, \alpha)}{\gamma_e(t, \alpha)} \frac{dN_\pm(t, \alpha)}{dt}. \quad (9)$$

Here we have considered that the Larmor’s radius evolves with time not only because of $\gamma_e(t, \alpha)$, but also thanks to $B(t, \alpha)$. This is because the motion of the pairs creates this induced magnetic field and, consequently, their motion is perturbed by this effect.

Then the total magnetic field $B(t, \alpha) = B_0 - B_{ind}(t, \alpha)$ becomes

$$B(t, \alpha) = \frac{B_0}{\left[1 + \frac{\mu_0 e^2}{2m_e c} \frac{1}{\gamma_e(t, \alpha)} \frac{dN_\pm(t, \alpha)}{dt}\right]}. \quad (10)$$

We need to solve at the same time the system of equations composed by eqs.(2) (3) (4) (6). Because every equation of this system depends on the evolution of the magnetic field, we need to study the evolution with time of $B(t, \alpha)$ and, then, to write a differential equation for it $\frac{dB(t, \alpha)}{dt} = \frac{d}{dt} (B_0 - B_{ind}(t, \alpha)) = -\frac{dB_{ind}(t, \alpha)}{dt}$, where B_0 is the initial background magnetic field. We derive the complete formula for the evolution of the magnetic field in the next section.

III. NORMALIZATION

In order to integrate our system of equations, it is better to work with normalized quantities. We introduce two useful

³ The $\sin(\alpha)$ here consider the inclination between the photon vector and the magnetic field.

⁴ Where we assume $\beta = 1$ since we are working in the high energy regime.

quantities: 1) the dimensionless time $\tilde{t} = \frac{t}{\tau_c}$; 2) B_c a normalization factor for the magnetic field. This normalization it has been made only to delete all the constants in the equations and does not have any physical meaning. Let's start from eq. (2). Introducing these two quantities in the equation and calling $\tilde{B} = \frac{B}{B_c}$, we get

$$\frac{1}{B_c^2 \tau_c} \frac{d\gamma_e}{d\tilde{t}}(\tilde{t}\tau_c, \alpha) = \frac{K_e}{B_c} \tilde{B}(\tilde{t}\tau_c, \alpha) - Z'_e \tilde{B}^2(\tilde{t}\tau_c, \alpha) \gamma_e^2(\tilde{t}\tau_c, \alpha) \sin^2(\alpha), \quad (11)$$

where $K_e = \frac{ec^2 A}{m_e^{\nu} c^2} \frac{J}{2M^2}$ and $Z'_e = \frac{2}{3} \frac{\mu_0}{6\pi} \frac{e^4 c A}{m_e^{\nu} c^2}$.

In complete generality, we can define $\tilde{\gamma}_e(\tilde{t}, \alpha) \equiv \gamma_e(\tilde{t}\tau_c, \alpha)$ and $\tilde{B}'(\tilde{t}, \alpha) \equiv \tilde{B}(\tilde{t}\tau_c, \alpha)$ (we will make the same definition for the others variables in the set of equations)

The two quantities τ_c and B_c are defined in such a way that:

$$\tau_c B_c K_e = 1 \implies \tau_c = \frac{1}{B_c K_e} = \frac{Z'_e}{K_e^2} \quad (12a)$$

$$Z'_e \tau_c B_c^2 = 1 \implies B_c = \frac{K_e}{Z'_e}. \quad (12b)$$

Finally we can write

$$\frac{d\tilde{\gamma}_e}{d\tilde{t}}(\tilde{t}, \alpha) = \tilde{B}'(\tilde{t}, \alpha) \left(1 - \tilde{B}'(\tilde{t}, \alpha) \sin^2(\alpha) \tilde{\gamma}_e^2(\tilde{t}, \alpha)\right). \quad (13)$$

For the electrons synchrotron power, eq.(3), defining Z_e as the coefficients in front of $(B(t, \alpha), \gamma_e(t, \alpha) \sin(\alpha))^2$ and operating the same procedure as before, we get

$$\frac{d\tilde{E}_{\text{synch},e}(\tilde{t}, \alpha)}{d\tilde{t}} = m_e^{\nu} c^2 \tilde{B}'^2(\tilde{t}, \alpha) \tilde{\gamma}_e^2(\tilde{t}, \alpha) \sin^2(\alpha). \quad (14)$$

Defining $\tilde{E}'_{\text{synch},e}(\tilde{t}, \alpha) = \tilde{E}_{\text{synch},e}(\tilde{t}, \alpha) / m_e^{\nu} c^2$, we have

$$\frac{d\tilde{E}'_{\text{synch},e}(\tilde{t}, \alpha)}{d\tilde{t}} = \tilde{B}'^2(\tilde{t}, \alpha) \tilde{\gamma}_e^2(\tilde{t}, \alpha) \sin^2(\alpha). \quad (15)$$

The equation for the number of created photons $\frac{dN_\gamma}{dt}$ can be written as

$$\begin{aligned} \frac{dN_\gamma}{dt}(t, \alpha) &= N_\pm(t, \alpha) \frac{P_{\text{synch}}}{\varepsilon_\gamma^e} = N_\pm(t, \alpha) \frac{Z_e \sin^2(\alpha) B^2 \gamma_e^2}{D_e \gamma_e^2 B \sin(\alpha)} \\ &= \frac{Z_e}{D_e} B \sin(\alpha) N_\pm \times \frac{B_c}{B_c} = \frac{Z_e B_c}{D_e} \sin(\alpha) \tilde{B} N_\pm. \end{aligned} \quad (16)$$

Before to continue with the normalization of the equation for the number of photons, we need to take into account the equation for the pairs. Before we rewrite firstly the χ_e parameter as

$$\tilde{\chi}_e(\tilde{t}, \alpha) \equiv \frac{\chi_e}{G_e} = \tilde{\gamma}_e^2(\tilde{t}, \alpha) \tilde{B}'^2(\tilde{t}, \alpha) \sin^2(\alpha), \quad (17)$$

with $G_e = \frac{D_e B_c^2}{2m_e^{\nu} c^2 3B_{cr}}$, where B_{cr} is the critical magnetic field.

Now, defining $S = (0.23) \frac{\alpha_{fc} B_c}{\lambda B_{cr}}$, we can write the attenuation coefficient as

$$R_{Ac} = S \tilde{B} \sin(\alpha) \exp\left[-\frac{4}{3G_e \tilde{\chi}_e}\right] \quad (18)$$

and then, defining $\tilde{R}'_A \equiv \frac{R_{Ac}}{S}$, we get

$$\tilde{R}'_A = \tilde{B}' \sin(\alpha) \exp\left[-\frac{4}{3G_e \tilde{\chi}_e}\right]. \quad (19)$$

Then, we can write the equation for the pairs as

$$\frac{dN'_\pm}{d\tilde{t}}(\tilde{t}, \alpha) = N_\gamma \tau_c S \tilde{R}'(\tilde{t}, \alpha). \quad (20)$$

Defining $\tilde{N}'_\pm = \frac{N'_\pm}{S \tau_c}$, we get

$$\frac{d\tilde{N}'_\pm}{d\tilde{t}} = N_\gamma \tilde{R}'_A. \quad (21)$$

Going back the the equation for the number of photons, we can write it as

$$\begin{aligned} \frac{dN'_\gamma}{d\tilde{t}} &= \frac{Z_e \tau_c B_c}{S D_e \tau_c} \sin(\alpha) \tilde{B}'(\tilde{t}, \alpha) \tilde{N}'_\pm \\ &= \frac{Z_e B_c}{S D_e} \sin(\alpha) \tilde{B}'(\tilde{t}, \alpha) \tilde{N}'_\pm = F_e \sin(\alpha) \tilde{B}'(\tilde{t}, \alpha) \tilde{N}'_\pm \end{aligned} \quad (22)$$

and then, defining $\tilde{N}'_\gamma \equiv \frac{\tilde{N}'_\gamma}{F_e} = \frac{N_\gamma}{F_e}$, we get finally

$$\frac{d\tilde{N}'_\gamma}{d\tilde{t}} = \sin(\alpha) \tilde{B}'(\tilde{t}, \alpha) \tilde{N}'_\pm(\tilde{t}, \alpha). \quad (23)$$

Consequently, the equation for the number of pairs becomes

$$\frac{d\tilde{N}'_\pm}{d\tilde{t}} = F_e \tilde{N}'_\gamma \tilde{R}'_A. \quad (24)$$

At this point we need to make the derivative of the magnetic field. Dividing the by B_c the equation for the magnetic field eq. (10), substituting eq. (21) and make the derivative, we have

$$\frac{d\tilde{B}'}{d\tilde{t}}(\tilde{t}, \alpha) = -\frac{d}{d\tilde{t}} \left(V_e \frac{\tilde{B}'}{\tilde{\gamma}_e} \frac{d\tilde{N}'_\pm}{d\tilde{t}} \right), \quad (25)$$

where we have defined $V_e = \frac{\mu_0 e^2 S}{2m_e c}$. The derivative gives

$$\begin{aligned} \frac{d\tilde{B}'}{d\tilde{t}} &= -V_e \left[\left(\frac{d\tilde{B}'}{d\tilde{t}} \frac{1}{\tilde{\gamma}_e} + \tilde{B}' \frac{d\tilde{\gamma}_e}{d\tilde{t}} \frac{1}{\tilde{\gamma}_e^2} \right) \frac{d\tilde{N}'_\pm}{d\tilde{t}} + \right. \\ &\quad \left. F_e \frac{\tilde{B}'}{\tilde{\gamma}_e} \left(\frac{d\tilde{N}'_\gamma}{d\tilde{t}} \tilde{R}'_A + \tilde{N}'_\gamma \frac{d\tilde{R}'_A}{d\tilde{t}} \right) \right] \end{aligned} \quad (26)$$

The derivative of \tilde{R}'_A is

$$\frac{d\tilde{R}'_A}{d\tilde{t}} = \sin(\alpha) \exp\left[-\frac{4}{3G_e \tilde{\chi}_e}\right] \left(\frac{d\tilde{B}'}{d\tilde{t}} + \frac{4}{3G_e} \tilde{B}' \frac{\dot{\chi}_e}{\tilde{\chi}_e^2} \right), \quad (27)$$

while the derivative of $\tilde{\chi}_e$ is

$$\dot{\chi}_e = 2\tilde{\gamma}_e \tilde{B}' \sin^2(\alpha) \left(\dot{\tilde{\gamma}}_e \tilde{B}' + \tilde{\gamma}_e \dot{\tilde{B}}' \right). \quad (28)$$

Making all the derivative, in the end we get

$$\frac{d\tilde{B}'}{d\tilde{t}} = -\frac{V_e \left[\frac{\tilde{B}'}{\tilde{\gamma}_e} \frac{d\tilde{\gamma}_e}{d\tilde{t}} \frac{d\tilde{N}'_\pm}{d\tilde{t}} + F_e \exp\left[-\frac{4}{3G_e \tilde{\chi}_e}\right] \left(\tilde{B}'^2 \sin(\alpha) \frac{d\tilde{N}'_\gamma}{d\tilde{t}} + \frac{8}{3G_e} \frac{\tilde{N}'_\gamma}{\sin(\alpha) \tilde{\gamma}_e^2} \frac{d\tilde{\gamma}_e}{d\tilde{t}} \right) \right]}{1 + \frac{V_e}{\tilde{\gamma}_e} \left(\frac{d\tilde{N}'_\pm}{d\tilde{t}} + F_e \tilde{N}'_\gamma \exp\left[-\frac{4}{3G_e \tilde{\chi}_e}\right] \left(\tilde{B}' \sin(\alpha) + \frac{8}{3G_e} \frac{1}{\tilde{\gamma}_e^2 \tilde{B}' \sin(\alpha)} \right) \right)} \quad (29)$$

The set of equations that we need to integrate at the same time is composed by the eqs. (13), (15), (21), (24), (29). In the next section we will show the results of this integration.

IV. RESULTS

In this section we show the results of the integration of the equations presented in the previous sections. The integrations are made with different values of initial parameters: we select four pitch angles $\alpha = \frac{\pi}{3}, \frac{\pi}{9}, \frac{\pi}{18}, \frac{\pi}{30}$; four initial magnetic field $B_0 = 6.7B_{cr}, 0.1B_{cr}, 0.01B_{cr}, 2 \times 10^{11} G$; three initial number of pairs $N_{\pm} = 1, 10^5, 10^{10-135}$. The initial value of $B_0 = 2 \times 10^{11} G$ has a particular meaning because it is the lowest initial value for the magnetic field that can be screened. For $B_0 < 2 \times 10^{11}$ there is no screening effect since no pairs are produced by the MPP process.

We are going to show the results for the four different B_0 , varying the pitch angles and the initial number of pairs. In Fig. (1) we show the electron Lorentz factor with the four values of B_0 , for $\alpha = \frac{\pi}{3}, \frac{\pi}{18}$ and $N_{\pm,0} = 1$. Increasing the number of pair does not change the shape of the curve of γ_e . As it is

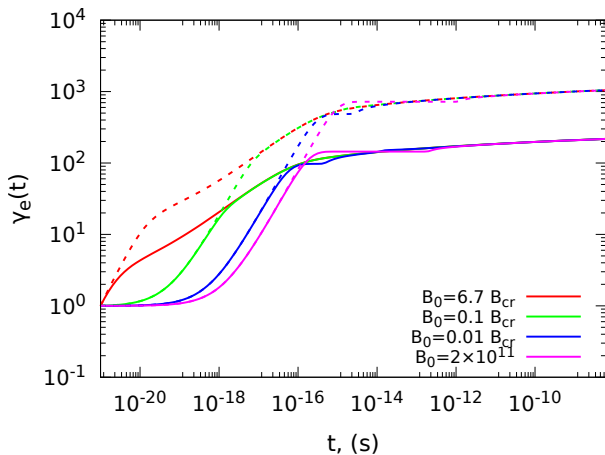


Figure 1. Electron Lorentz factor for $B_0 = 6.7B_{cr}, 0.1B_{cr}, 0.01B_{cr}$ and $B_0 = 2 \times 10^{11} G$, for $N_{\pm,0} = 1$ and $\alpha = \frac{\pi}{3}$ (solid lines), $\frac{\pi}{18}$ (dashed lines).

clear from eq. (2) and Fig. (1), there is an asymptotic value of γ_e that depends only by the pitch angle α . Varying the initial magnetic field can change only the dynamic of the electrons. Indeed, for higher value of B_0 , the electrons gain energy more smoothly but constantly. Instead, for lower values of B_0 the growth toward the asymptotic value is more occurs at longer time and it is more steep. This behaviour is strictly correlated with the evolution of the magnetic field with time. The latter is shown in Fig. (2), where the result for the magnetic field screening is presented for the same initial values of B_0 , but for $N_{\pm,0} = 1, 10^{10}$ and $\alpha = \frac{\pi}{3}$. We can see that, decreasing the initial value of the magnetic field, $\gamma_e(t)$ reach the balance at longer time and start to increase its value towards the asymptotic one when the screening effect starts to operate (namely $B(t)$ decreases). From this figure we can see how the

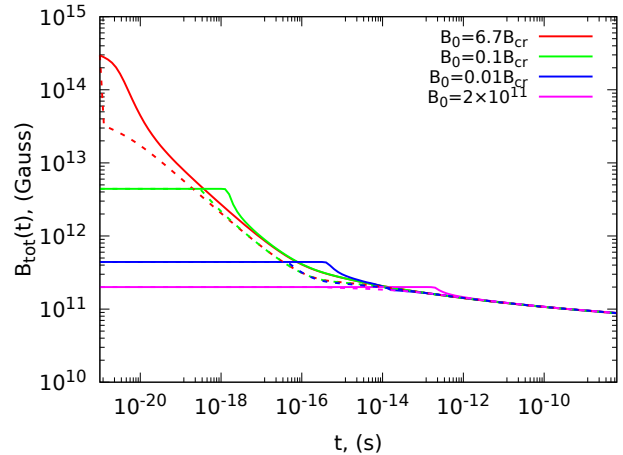


Figure 2. The decrease of the magnetic field is shown for the four selected B_0 , $N_{\pm,0} = 1$ (solid lines) and $N_{\pm,0} = 10^{10}$ (dashed lines), for $\alpha = \frac{\pi}{3}$.

magnetic field decrease change depending on the initial values of the parameters. Indeed we notice that when $N_{\pm,0} = 1$ the decreases is dues only to the MPP process and the circularization of these pairs around the magnetic field lines. If one increases the initial number of pairs, the magnetic field initially decreases faster and, later, starts to decrease slower. This characteristic derive from the fact that, for the second case, the faster decreases of $B(t)$ is made by the initial particles. When the MPP process starts to an significant impact, $B(t)$ start to decrease slower. Another characteristic is that, independently by the initial conditions, there is a common asymptotic value that $B(t)$ reaches at longer time. We will explain below how to derive this asymptotic value and will show that it depends only by the spin of the BH.

The number of synchrotron photons and the consequent number of pairs are shown in Fig. (3) and Fig. (4), respectively, with the same values for the initial parameters as in Fig. (2).

Figs. (3) and (4) suggest us that not all the photons are converted in a pair mean the MPP process. Moreover, since all the equations of the model are coupled, also $N_{\gamma}(t)$ and $N_{\pm}(t)$ reach an asymptotic values independently of $B_0, N_{\pm,0}$ and α . Consistently with the evolution of $B(t)$, for different initial parameters, we note that both N_{γ} and N_{\pm} start to increase at longer times if we decrease B_0 .

In Figs. (5), (6) and (7) are shown the same variables of Figs. (2), (3), (4), respectively, for the same parameters but for $\alpha = \frac{\pi}{18}$ and, instead of $N_{\pm,0} = 10^{10}$, here we use $N_{\pm,0} = 10^{13}$.

In Fig. (8), we show the electron synchrotron total energy emitted by the accelerated electrons, for the four values of the magnetic field selected above, for $N_{\pm,0} = 1$ (increasing the number of particles does not change the shape of the curves), for $\alpha = \frac{\pi}{3}$ (solid lines) and $\alpha = \frac{\pi}{18}$ (dashed lines). As we noticed above, there is a common asymptotic value of the magnetic field, that does not depends on the initial number of pairs, the pitch angle and the initial magnetic field. As we can see, at longer times, all the curves tend to coincide to a common value. Then, this value is general and can be

⁵ The highest value of the initial number of pairs depends on of the others initial parameters (α, B_0) that we choose for the specific integration.

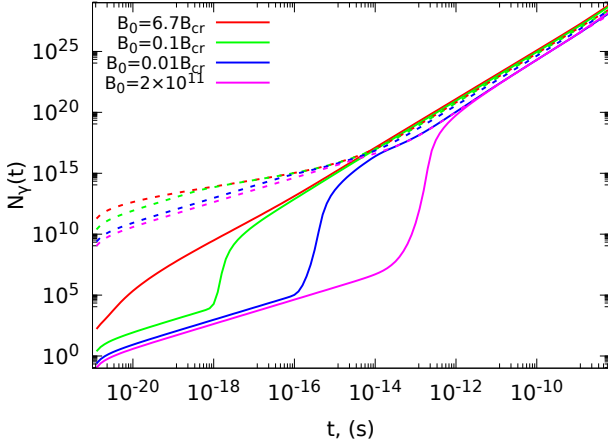


Figure 3. Number of synchrotron photons for the same parameter of Fig. (2).

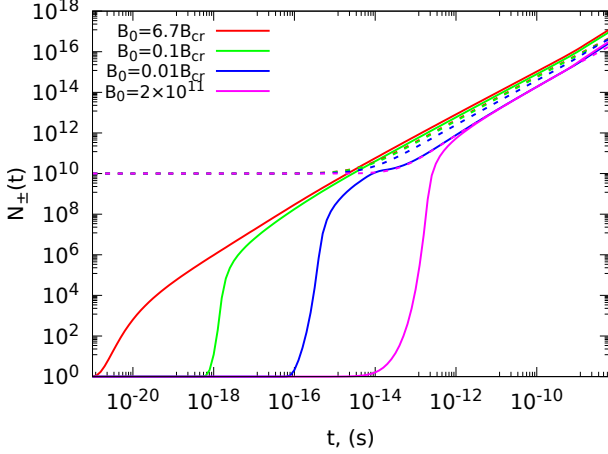


Figure 4. Number of pairs created by MPP process, for the same initial parameters as in Fig. (2).

derived considering eq. (18) for the attenuation factor. At longer times, the magnetic pair production is less efficient because the photons have less probability to interact with a small magnetic field (after the reduction). This implies that $R_A \rightarrow 0 \Rightarrow R_A^{-1} \rightarrow \infty$. This condition occurs when the exponential factor in eq. (18) tends to 0 $\Rightarrow \chi_e \ll 1$. From this condition we get

$$B^2 \ll \frac{8\pi}{3(0.29)} \frac{m_e m_e^{eV} c^2 B_{cr}}{ehA} \frac{1}{\gamma_e^2 \sin^2(\alpha)}. \quad (30)$$

Since we are looking to the asymptotic value of the variables, we need to derive the one for the γ_e . This can be get requiring the balance between the energy gain and the energy loss in eq. (2). Indeed, at longer time, $\frac{d\gamma_e}{dt} \rightarrow 0$ and, then, the asymptotic value for γ_e is given by

$$\gamma_{e,asymp} = \sqrt{\frac{\xi(\eta)}{B \sin^2(\alpha)}}, \quad (31)$$

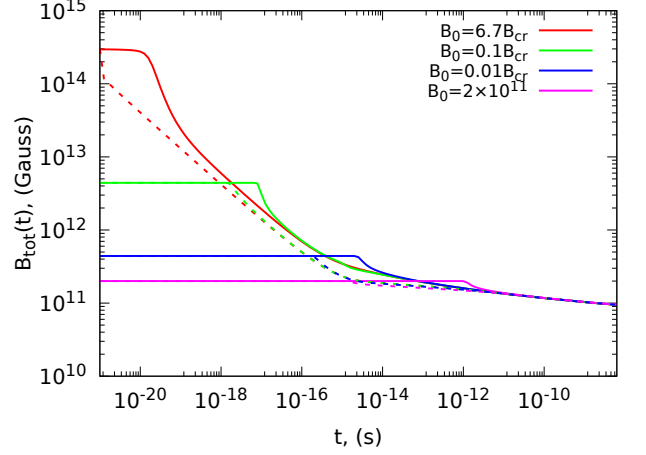


Figure 5. The decrease of the magnetic field is shown for the four selected B_0 , $N_{\pm,0} = 1$ (solid lines) and $N_{\pm,0} = 10^{13}$ (dashed lines), for $\alpha = \frac{\pi}{18}$.

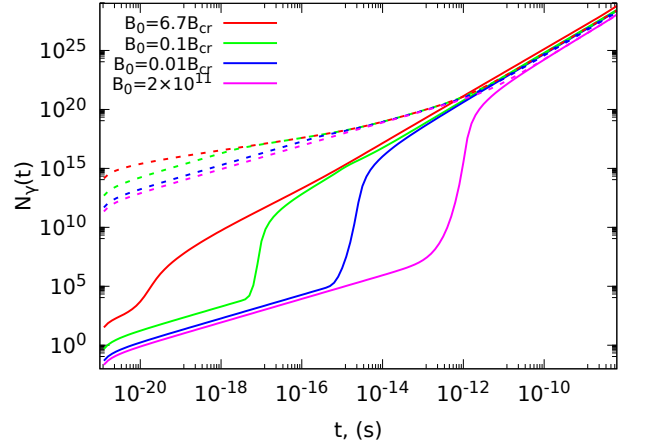


Figure 6. Number of synchrotron photons for the same parameter of Fig. (5).

where $\xi(\eta) = \frac{9\pi}{2} \frac{cm_c^2}{\mu_0 e^3} \eta$, with $\eta = \frac{J}{M^2}$ is the spin of the BH. Inserting eq. (31) in eq. (30), we get an upper limit to the asymptotic magnetic field:

$$B \ll B^* \equiv \frac{16}{27(0.29)} \frac{m_e^{eV} c^2 B_{cr} \mu_0 e^2}{hA c m_e} \frac{1}{\eta} = 4.088 \frac{\alpha_f B_{cr}}{\eta} G, \quad (32)$$

where we used the definition of $\mu_0 = 1/(\epsilon_0 c^2)$ and $\alpha_f = e^2/(4\pi\epsilon_0 \hbar c)$. The real asymptotic value of the magnetic field B_{asymp} , derived from the simulations, at fixed values of the BH spin, for the four chosen pitch angles, are tabulated in Tab. I. We see that, for a fixed value of the spin, the asymptotic magnetic field enhances increasing the pitch angle and, changing the spin with fixed pitch angle, it enhances decreasing the spin. This behaviour is consistent with eq. (30). From the results of the simulations exposed in Tab-I, we notice that between B^* and B_{asymp} there is a proportionality relation with a coefficient that varies between 41 and 47, which decreases if

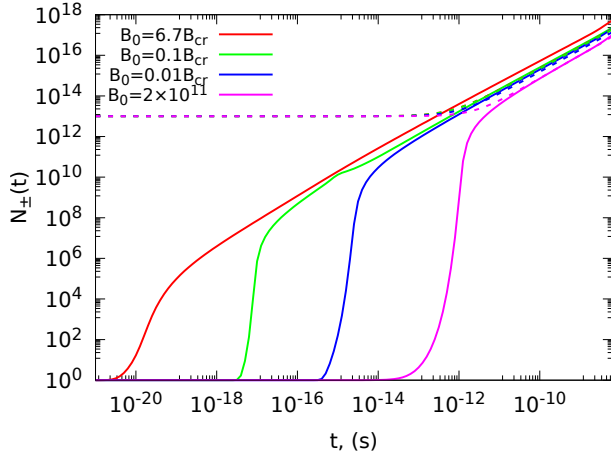


Figure 7. Number of pairs created by MPP process, for the same initial parameters as in Fig. (5).

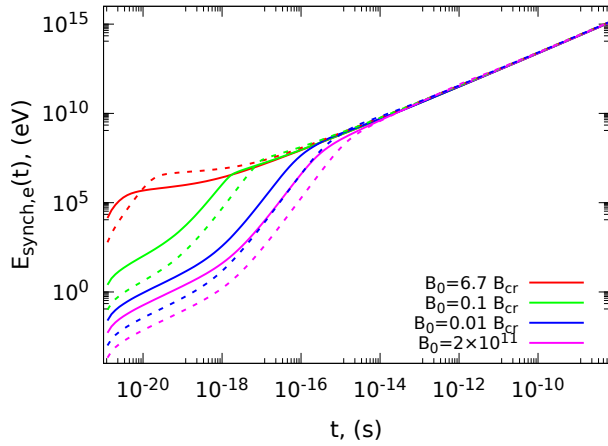


Figure 8. Total synchrotron energy emitted by the accelerated electrons, for the four selected values of B_0 , $N_{\pm,0} = 1$, $\alpha = \pi/3$ (solid lines) and $\alpha = \pi/18$ (dashed lines).

one increases the spin of the BH. This relation can be derived from eq. (31) if one derives B_{asympt} as a function of γ_{asympt} and where the value of the latter is taken from the simulations. The ratio between B^* and this B_{asympt} results:

$$\frac{B^*}{B_{asympt}} = \Theta \alpha_f B_{cr} \left(\frac{\gamma_{asympt}^e \sin(\alpha)}{\eta} \right)^2, \quad (33)$$

where $\Theta = \frac{64}{243(0.29)\pi} \frac{\mu_0 e^3 m_e^3 c^2}{Am_c^3 c^3}$. The coefficient above is the rightside of eq. (33).

We should note that notwithstanding the plots of the electron Lorentz factor γ_e seems to suggest us that, after a time interval when $\gamma_e = const$ due to the balance between the energy gain and loss in eq. (2), there is an increase of the energy gain since the γ_e increases, this is not true because at each point of this grow the electron Lorentz factor is the asymptotic one given by eq. (31). Indeed, from these results, we can see that γ_e starts to increase when the magnetic field starts to

	$\eta = 0.7$	$\eta = 0.46$	$\eta = 0.23$
$\frac{\pi}{3}$	4.23	6.27	12
$\frac{\pi}{9}$	4.36	6.45	12.4
$\frac{\pi}{18}$	4.12	6.58	12.6
$\frac{\pi}{30}$	4.54	6.7	12.8

Table I. Asymptotic values of the magnetic field (in units of $10^{10} G$) for BH spin $\eta \equiv \frac{J}{M^2} = 0.7, 0.46, 0.23$, for four pitch angles $\alpha = \frac{\pi}{3}, \frac{\pi}{9}, \frac{\pi}{18}, \frac{\pi}{30}$. **The values of the spin are indicative only. I putted this values only to show how B_{asympt} change. Obviously can be changed.**

decrease. Then, the Lorentz factor increases in order to maintain the energy balance.

A. Screening time scale

Here we derive an useful formula for the screening time scale t_{screen} , namely the time scale when the magnetic field screening occurs. The screening time scale is defined as $t_{screen} = \left| \frac{B}{\frac{dB}{dt}} \right|$. In order to derive it, we require that, for $t \rightarrow \infty$, $t_{screen} \rightarrow \infty$. Under this limit $\frac{d\tilde{\gamma}_e}{dt} \rightarrow 0$. Then, mean the definition of t_{screen} and eq. (29), we get

$$\tilde{t}_{screen} = \left[\frac{2}{\tilde{B}' \sin(\alpha)} + \frac{8}{3G_e} \frac{1}{\tilde{\gamma}_e^2 \tilde{B}'^3 \sin^3(\alpha)} \right] \frac{\tilde{N}'_{\gamma}}{\tilde{N}'_{\pm}} \quad (34)$$

This expression approximates well the behaviour of the screening process evolution. In Fig. (9) t_{screen} is plotted as a function of B for the four selected pitch angles (with $N_{\pm,0} = 1$), while in Fig. (10) we show t_{screen} as function of time for the four selected B_0 (with $\alpha = \pi/3$ and $N_{\pm,0} = 1$). As one can

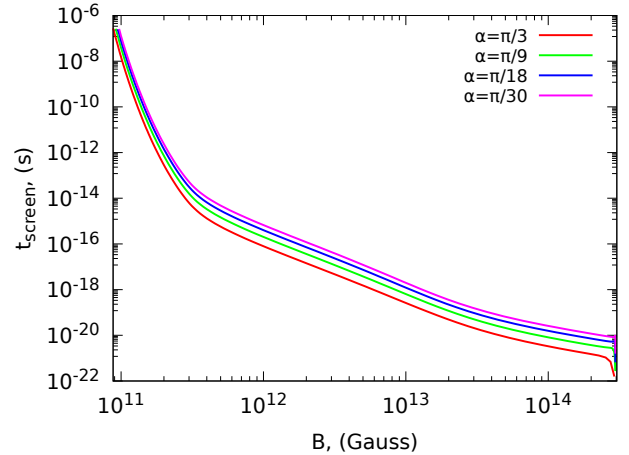


Figure 9. t_{screen} as a function of the magnetic field, for the four selected pitch angles (as before) and with $N_{\pm,0} = 1$.

see from Fig. (9), when the magnetic field decreases t_{screen} tends to diverge (independently by the pitch angle), as we expected. Instead from Fig. (10), we can see that, depending on

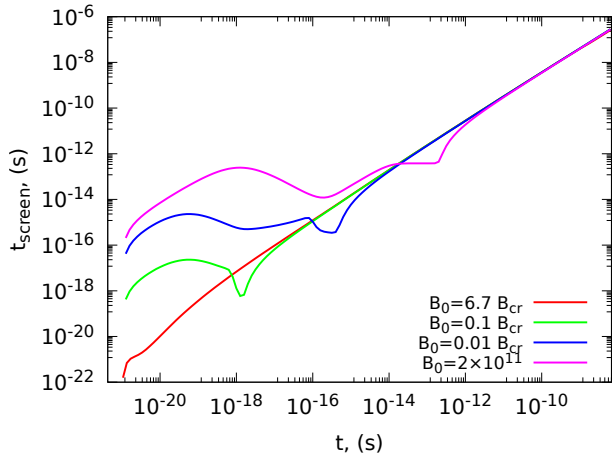


Figure 10. t_{screen} as a function of time, for the four selected initial magnetic field B_0 at a fixed pitch angle $\alpha = \frac{\pi}{3}$ and $N_{\pm,0} = 1$.

the different B_0 , the screening starts to act at different times (at short time for high B_0 ; at longer time for low B_0). This is in good agreement with the results exposed in Fig. (5). By these considerations, we deduce that the formula for t_{screen} that we derived in eq. (34), even if it is an approximated one, it fits well the dynamic of the process at each time.

V. SUMMARY AND DISCUSSION

In this paper we have studied to screening effect of an electromagnetic field near a Kerr BH dues to an huge number of e^+e^- pairs emerging from the MPP process between synchrotron photons, emitted by accelerated electron, and a background magnetic field B_0 . We write down the equations that: 1) govern the dynamic of the accelerated electrons in this system; 2) the particles shower ruled by the MPP process and the synchrotron emission by the initial and the new created electrons; 3) the screening effect of the magnetic and electric field. We made simulations varying the values of the initial parameters: magnetic field B_0 , number of pairs $N_{\pm,0}$, pitch angle α and the spin η of the BH. The principal results that we got from these simulations can be resumed as follow:

1. the results does not depend much on $N_{\pm,0}$. The only effect that we get enhancing the initial number of pairs consist to the fact that the magnetic field start to decrease faster at the beginning (where the screening work is done by the initial number of pairs) and, consequently, decreases smoothly (where the screening work is done by the new created pairs plus the initial one);
2. varying the pitch angle affects only the asymptotic value of the electron Lorentz factor: the smaller is the pitch angle the higher is γ_{asympt}^e ;

3. the decrease of the magnetic field occurs at longer time if one decreases the B_0 or α . The first characteristic can be understood if we take into account the cross-section

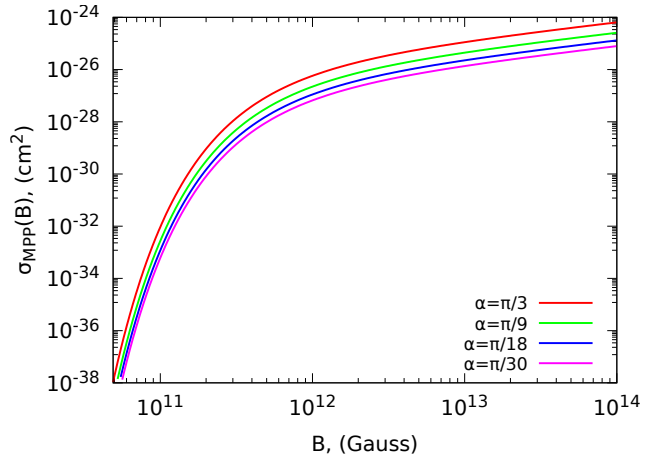


Figure 11. MPP cross-section as a function of B , for some fixed pitch angles.

for the MPP process σ_{MPP} (see [1]). Indeed, if one decreases the magnetic field, the cross-section decreases too. Then, the probability of interaction between photons and magnetic field is low. This problem is easily solved if one enhances the number of photons. We can appreciate this behaviour looking at Fig. (3), or (6), in correlation with Fig. (4), or (7). Indeed, we can see that only when the number of photons starts to become huge, the MPP process starts to act (with the consequent decrease of $B(t)$). In Fig. (11) is shown σ_{MPP} as a function of B , for the four selected pitch angles⁶.

The second characteristic can be understood easily since, if we decrease the pitch angle, the particles have smaller tangential velocity, that is the component that produce the screening effect;

4. there is a common value for the magnetic field that is reached at longer time, independently by B_0 , $N_{\pm,0}$ and α . This value depends only by the spin of the BH (see eq. (32)).
5. there is a common value also for the other variables, independently by the initial parameters. The only asymptotic value that depends on the pitch angles is the Lorentz factor.

From these results we deduce that the screening effect can have a strong impact in the reduction of an electromagnetic field (strong or weak) for astrophysical systems as BH or NS.

⁶ In order to get this $\sigma_{MPP}(B)$, we needed to integrate the equation for the

-
- [1] Vladimir Anguelov and H Vankov. Electromagnetic showers in a strong magnetic field. *Journal of Physics G: Nuclear and Particle Physics*, 25(8):1755, 1999.
- [2] J. K. Daugherty and A. Harding. Pair production in superstrong magnetic fields. *ApJ* 761-773, 1983, 1983.
- [3] AM Fedotov, NB Narozhny, Gérard Mourou, and Georg Korn. Limitations on the attainable intensity of high power lasers. *Physical review letters*, 105(8):080402, 2010.
- [4] R Ruffini, JA Rueda, R Moradi, Y Wang, SS Xue, L Becerra, CL Bianco, YC Chen, C Cherubini, S Filippi, et al. The inner engine of gev-radiation-emitting gamma-ray bursts. *arXiv preprint arXiv:1811.01839*, 2018.
- [5] George B Rybicki and Alan P Lightman. *Radiative processes in astrophysics*. John Wiley & Sons, 2008.

differential cross-section $\frac{d\sigma_{MPP}}{dB}$ fixing the value of the synchrotron photon energy (given by eq. (5)), which depends only by the pitch angles, since

(as we explained in the derivation of eq. (31)) when $B(t)$ decreases, γ_e increases in order to maintain the energy balance. This means that the synchrotron photons have a constant energy in time.