

# Anticorrelated temperature–density profiles in the quiet solar corona and coronal mass ejections: Approach based on the spin-type Hamiltonians

Yurii V. Dumin<sup>a,b,\*</sup>

<sup>a</sup>*P.K. Sternberg Astronomical Institute of M.V. Lomonosov Moscow State University,  
Universitetskii prosp. 13, 119234, Moscow, Russia*

<sup>b</sup>*Space Research Institute of Russian Academy of Sciences,  
Profsoyuznaya str. 84/32, 117997, Moscow, Russia*

---

## Abstract

The problem of solar corona heating remains one of key puzzles in astrophysics for a few decades; but none of the proposed mechanisms can give a definitive answer to this question. As a result, the novel scenarios are still suggested. Here, we perform a critical consideration of the recently-proposed mechanism for the formation of anticorrelated temperature and density profiles due to specific features of relaxation in the strongly non-equilibrium plasmas described by the so-called spin-type Hamiltonians (L. Casetti & S. Gupta. *Eur. Phys. J. B* 87, 91, 2014; T.N. Teles *et al. Phys. Rev. E* 92, 020101(R), 2015). We employ the universal property of these systems to produce the long-lived anticorrelated temperature–density distributions and analyze their most important qualitative features in the context of coronal plasmas. As follows from our consideration, such anticorrelated profiles can be hardly relevant to explanation of the temperature distribution in the quiet solar corona. However, they might be interesting for the interpretation of the large-scale inhomogeneity in the coronal mass ejections and the resulting solar wind.

**Keywords:** heating of solar corona, coronal mass ejections, solar wind

---



---

\*Corresponding author

Email address: dumin@yahoo.com (Yurii V. Dumin)

## 1. Introduction

The mechanism of heating the solar corona, *i.e.*, a sharp increase of temperature in its upper, very rarefied layers, remains one of key problems in astrophysics since the middle of the last century. Despite a lot of the proposed scenarios—based either on wave absorption or micro- and nanoflares—none of them can provide an ultimate resolution of the heating problem (*e.g.*, reviews Walsh & Ireland, 2003; Erdélyi & Ballai, 2007, and references therein). As a result, the new original hypotheses continue to be suggested up to the present time.

One of them is an attempt to explain the coronal heating by the specific properties of the model plasmas described by the so-called spin-type Hamiltonians, whose mathematical theory is developed for almost a century. As regards the equilibrium parameters of these systems, the most of them can be calculated analytically, at least, in one- and two-dimensional cases (Isihara, 1971; Rumer & Ryvkin, 1980); but they are interesting mostly in the condensed-matter physics. Studying the non-equilibrium behaviour of such Hamiltonians began much later, and it is usually performed by a combination of analytical and numerical methods (Casetti & Gupta, 2014; Teles *et al.*, 2015). It is important that the scope of applicability of the corresponding results becomes much wider and, in particular, they may be interesting also for the physics of plasmas and gravitating systems.<sup>1</sup>

It should be mentioned that a possible application of the specific features of relaxation in such plasmas to the problem of solar corona heating was discussed at a number of conferences on the statistical physics of strongly non-equilibrium systems for more than a decade.<sup>2</sup> Unfortunately, the major part of their participants were specialists in theoretical and mathematical physics,

---

<sup>1</sup> There were also some earlier applications of the spin-type models to studying the strongly non-equilibrium processes in the continuous media, *e.g.*, in our work (Dumin, 2009); but they referred to the so-called  $\varphi^4$  nonlinear field model rather than to the plasma physics.

<sup>2</sup> In particular, this was a series of workshops in the Max Planck Institute for the Physics of Complex Systems (Dresden, Germany): “Fluctuation and Dissipation Phenomena in Driven Systems far from Equilibrium” (16–18.07.2007), “Many-Body Systems far from Equilibrium: Fluctuations, Slow Dynamics and Long-Range Interactions” (16–27.02.2009), “Large Fluctuations in Non-Equilibrium Systems” (04–15.07.2011), “Small Systems far from Equilibrium: Order, Correlations, and Fluctuations” (14–18.10.2013), “Stochastic Thermodynamics: Experiment and Theory” (10–14.09.2018).

unrelated immediately to the astrophysical or plasma-physics research. In the last years, a few papers on this subject went out of press in the journals on statistical and mathematical physics (*e.g.*, the above-cited works Casetti & Gupta, 2014; Teles *et al.*, 2015) but, again, they remained almost unknown to the wide astronomical community.

Therefore, it is one of the aims of the present article to draw attention of astronomers and astrophysicists to the respective ideas. In Sec. 2 we give a brief overview of the corresponding mathematical formalism and in Sec. 3 apply it to the coronal plasmas.

## 2. Dynamics of the strongly non-equilibrium plasmas

### 2.1. Spin-type models

Let us begin with a brief qualitative review how the plasmas can be described by the spin-type Hamiltonians and what are the main features of relaxation of the non-equilibrium states in such models; more mathematical details can be found in the papers cited in Introduction. The main idea is—by using certain approximations—to reduce a Hamiltonian of the system of charged particles (*i.e.*, plasma) to the Hamiltonian of a spin system. Next, since the theory of spin-type Hamiltonians is an extensive and well-developed branch of mathematical physics, involving a number of nontrivial and quite universal findings, it becomes possible to transfer the corresponding results to the plasma phenomena.

We shall consider the simplest one-dimensional system, which is a reasonable approximation for the strongly-magnetized plasmas. For simplicity, we assume the periodic boundary conditions, *i.e.*, the region under consideration is topologically equivalent to a circle. Then, from the mathematical point of view, positions of the charged particles can be conveniently characterized by the angles  $\theta_i$ , defined with respect to the center of the circle; see left panel in Fig. 1. Next, we approximate the Coulomb’s potential  $U(\theta)$  just by the lowest-order Fourier harmonic, namely, cosine function with a period corresponding to the size of the system; see right panel in the same figure.<sup>3</sup>

---

<sup>3</sup> Strictly speaking, because of a singularity of the Coulomb’s potential in zero, the Fourier expansion is ill defined. So, some artificial Fourier-type approximation is actually employed here.

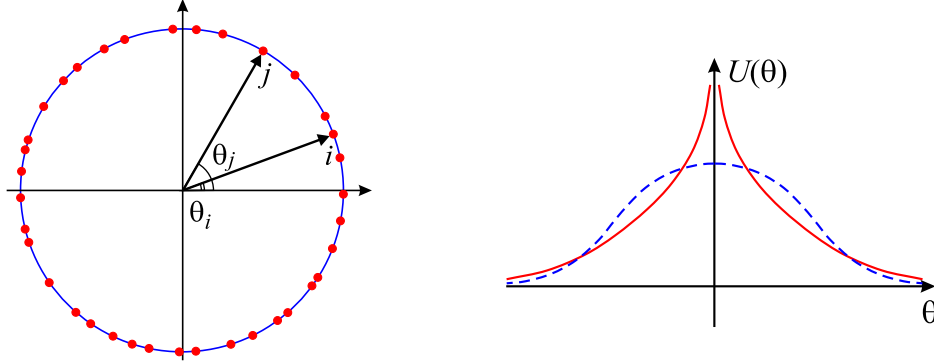


Figure 1: Sketch of the plasma description by the spin-type model: (left) geometric configuration of the one-dimensional system and (right) approximation of the Coulomb's interparticle potential (red solid curve) by the lowest-order Fourier harmonic (blue dashed curve).

As a result, the ionic Hamiltonian takes the form:

$$\mathcal{H} = \frac{1}{2} \sum_{i=1}^N p_i^2 + \frac{J}{N} \sum_{i=1}^N \sum_{j=1}^{i-1} [1 - \cos(\theta_i - \theta_j)], \quad (1)$$

where  $p_i$  are the momenta of ions (which, for simplicity, are assumed to be of a unitary mass),  $N$  is their total number, and  $J$  is the interaction parameter commonly introduced in the spin-type models, which can be expressed through the parameters of the Coulomb's system. Since the entire plasma must be electrically neutral, the above-mentioned ionic system should be embedded into the uniform electron gas, which corresponds to the well-known OCP (one-component plasma) approximation.

Let us also mention that in the case of plasma (where particles of the same sign repel each other) the interaction parameter  $J$  in formula (1) is negative. By terminology used in the condensed-matter physics, this is called the “antiferromagnetic” type of interaction. At positive  $J$  (“ferromagnetic” interaction), the particles are attracted to each other; this is an analogue of the gravitating system.

Therefore, the original Coulomb's system is reduced to the spin-type system (1), where the cosine-type interaction between the spins is a counterpart

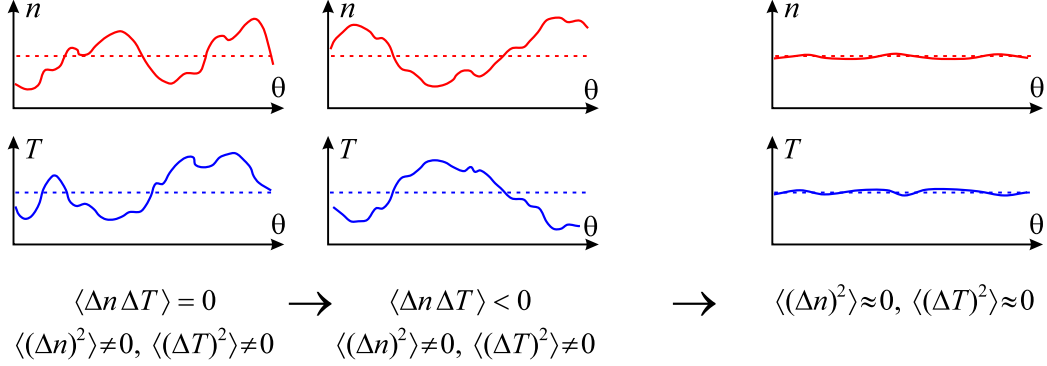


Figure 2: Sketch of the two stages of relaxation in the strongly non-equilibrium plasmas predicted by the spin-type models. The empty space between the second and third plots implies a much longer duration of the second stage as compared to the first stage of the relaxation.

of the Coulomb's interaction between the charged particles.<sup>4</sup> Both equilibrium and non-equilibrium properties of such Hamiltonians were investigated in very much detail in the physics of condensed matter. In the context of plasma physics, these Hamiltonians were studied in the papers by Casetti & Gupta (2014); Teles *et al.* (2015). As a result, the following most important properties were established:

1. If plasma was originally created in a strongly non-equilibrium state (*i.e.*, experienced considerable fluctuations both in the temperature and density), then its relaxation proceeds in two stages: Firstly, some quasi-equilibrium state is quickly formed. Then, at a much longer temporal scale, this state relaxes to the genuine thermodynamic equilibrium.
2. A universal property of the above-mentioned quasi-equilibrium state is anti-correlation between the spatial inhomogeneities of temperature and density.

This peculiarities of the relaxation are schematically illustrated in Fig. 2.

Examples of the particular calculations are given in Fig. 3. Left panel corresponds to the case of “antiferromagnetic” (Coulomb's) interparticle in-

---

<sup>4</sup> An additional constant term in the sum was introduced in order to get an exact correspondence to the spin interaction. This term evidently does not affect the equations of motion.

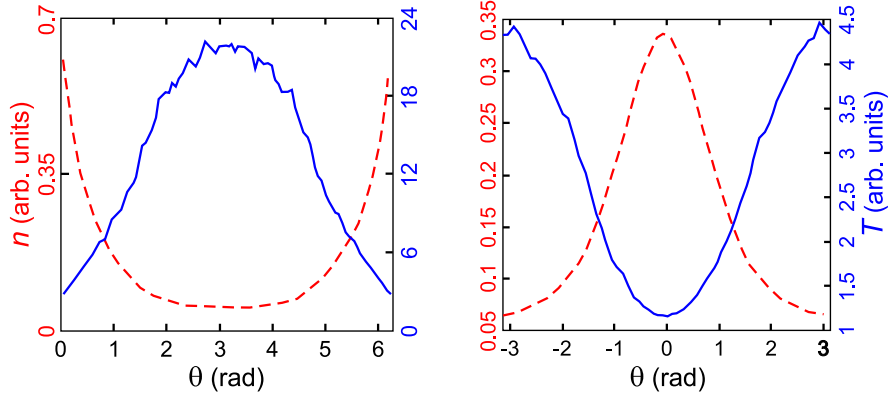


Figure 3: Examples of the anticorrelated temperature (blue solid curves) and density (red dashed curves) computed for plasmas described by the spin-type Hamiltonians: (left panel) reprinted Fig. 2 by Casetti & Gupta (2014) with permission from Springer Nature Switzerland AG, © 2014 and (right panel) reprinted Fig. 2 by Teles *et al.* (2015) with permission from the American Physical Society, © 2015. Dimensionless units, employed in the original simulations, are used in all plots.

interaction with imposition of the permanent external field and non-Maxwellian initial velocity distribution. Right panel corresponds to the “ferromagnetic” (gravitational) type of interaction with a Maxwellian initial velocity distribution disturbed by a short sudden pulse of the external field. It is seen that, despite the very different simulation setups, the final results are qualitatively the same. So, formation of the anticorrelated profiles is a generic property of the systems described by the Hamiltonian (1).

An alternative explanation of the same phenomenon, also proposed by Teles *et al.* (2015), is based on the well-known effect of Landau damping (*e.g.*, Lifshitz & Pitaevskii, 1981; Somov, 2012). Namely, if the original plasma was strongly non-equilibrium (turbulent), then it should involve a considerable amount of the stochastic waves. They will subsequently experience the Landau damping and, thereby, form a non-Maxwellian tail of the velocity distribution function. Then, the so-called effect of “velocity filtration” comes into play, when only the most energetic particles can reach the regions of reduced density, corresponding to the higher potential energy.<sup>5</sup> As

<sup>5</sup> To avoid misunderstanding, let us emphasize that the velocity filtration mechanism was used by the above-cited authors merely as one of pictorial ways for the interpretation

a result, the anticorrelated temperature and density profiles should be again formed.

## 2.2. Physical interpretation

From our point of view, the results outlined in Sec. 2.1 can be interpreted even in a more pictorial way, which is actually independent of the specific features of the spin-type Hamiltonians:

1. Existence of the first (fast) and second (slow) stages in the dynamics of strongly non-equilibrium plasmas immediately follows from the two very different time scales for the relaxation of pressure,  $(\Delta t)_p$ , on the one hand, and for the density and temperature,  $(\Delta t)_n$  and  $(\Delta t)_T$ , on the other hand. Really, the characteristic rate of relaxation of the pressure is about the speed of sound,  $c_s \sim \lambda/\tau$  (where  $\lambda$  is the free-path length, and  $\tau$  is the free-path time of the particles). Then, the characteristic time of pressure relaxation in the region of size  $\Delta l$  will be

$$(\Delta t)_p \approx \Delta l/c_s \sim (\Delta l/\lambda) \tau. \quad (2)$$

On the other hand, evolution of the density and temperature are described by the equations of parabolic type:  $\partial n/\partial t = -\text{div}(k_n \nabla n)$  and  $\partial T/\partial t = -\text{div}(k_T \nabla T)$ , where  $k_{n,T} \sim \lambda^2/\tau$ . So, the characteristic relaxation times for the density and temperature can be estimated as

$$(\Delta t)_{n,T} \approx (\Delta l)^2/k_{n,T} \sim (\Delta l/\lambda)^2 \tau. \quad (3)$$

Since  $\Delta l/\lambda \gg 1$ , then  $(\Delta t)_{n,T} \gg (\Delta t)_p$ , *i.e.*, the equilibrium value of pressure is quickly established throughout the system, while fluctuations of the density and temperature relax at a much longer time scale.

2. If an approximately constant pressure is established in the system, then it follows immediately from the equation of state of the ideal gas,  $p = nkT$  (where  $k$  is the Boltzmann constant), that the long-lived fluctuations of the density  $\Delta n$  and temperature  $\Delta T$  should be anticorrelated: the smaller is the density, the greater is the temperature, and *vice versa*.

---

of the results of calculations. It is not employed in the self-consistent treatment of the spin-type Hamiltonians.

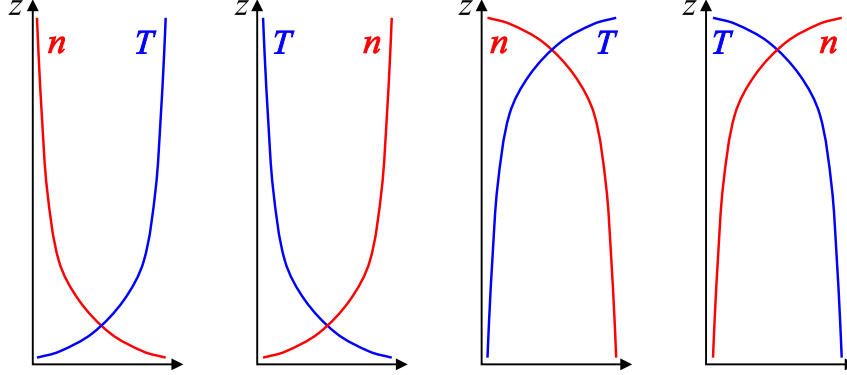


Figure 4: Sketch of the various hypothetical profiles of the density  $n(z)$  and temperature  $T(z)$  that should be formed in various parts of the solar corona if they were caused by the spontaneous relaxation of the strongly non-equilibrium plasma states.

### 3. Application to the coronal plasmas

It was suggested by Teles *et al.* (2015) that just the above-mentioned anticorrelation between the temperature and density developed during the relaxation of strongly non-equilibrium plasmas can explain the observed temperature profile in the solar corona, where temperature sharply increases with decreasing density. In general, this idea is well in agreement with the modern paradigm that the corona is very irregular in the horizontal direction (*e.g.*, Golub & Pasachoff, 2010), and the observed distribution of its parameters is just the average outcome of many nonstationary processes occurring in the individual magnetic flux tubes, as conjectured by Aschwanden *et al.* (2007).

Unfortunately, a closer inspection of the “anticorrelation scenario” shows that it can hardly serve as a viable realization of this paradigm. There are two major obstacles already at the qualitative level (*i.e.*, even before any quantitative estimates):

1. Emergence of the anticorrelated temperature and density distributions in the spin-type models assumes that both the temperature and density gradients are formed spontaneously in a self-consistent way. On the other hand, a strong density gradient in the solar corona evidently results from the gravitational attraction to the center of the Sun rather than from any plasma processes (associated with the Coulomb’s interaction). So, one of the major prerequisites for the scenario discussed






Figure 5: Example of the powerful CME with a complex pattern of inhomogeneities, observed on 04 January 2002 by LASCO/C2 instrument onboard *SOHO* satellite. The corresponding coronogram was taken from the SOHO LASCO CME Catalog [https://cdaw.gsfc.nasa.gov/CME\\_list/](https://cdaw.gsfc.nasa.gov/CME_list/); courtesy of SOHO/LASCO consortium (ESA & NASA).

in Sec. 2.1 is not satisfied in the quiet solar corona, as was already mentioned earlier in our paper (Dumin, 2016).

2. Moreover, even if the anticorrelated temperature and density profiles would be self-consistently formed along the particular magnetic flux tubes, the corresponding gradients should be directed randomly, as illustrated in Fig. 4. So, the average distributions of the density and temperature with height would be either constant (if spatial resolution of the observations is insufficient to resolve the individual flux tubes) or oscillating in the horizontal direction (if the resolution is sufficiently high). Both these options are evidently irrelevant to the observable solar corona.

Nevertheless, from our point of view, the “anticorrelation scenario” may be

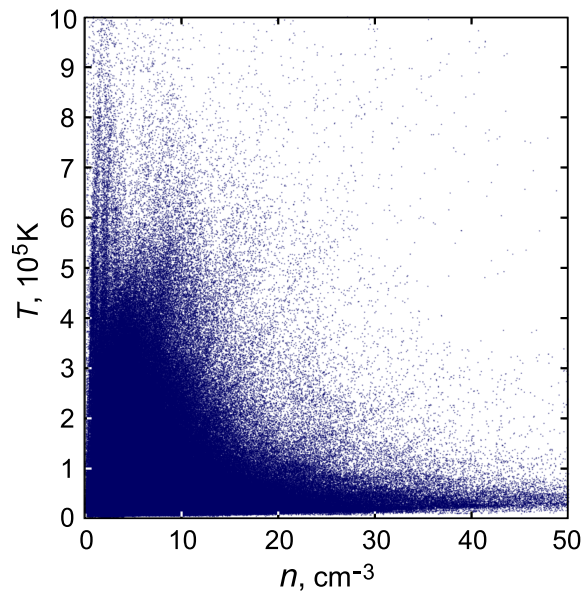


Figure 6: Correlation diagram of the temperature and density in the solar wing for the period from January 2009 to December 2017; courteously prepared by A.T. Lukashenko.

still interesting for the solar physics, for example, if we consider the coronal mass ejections (CME). Really, both the above-mentioned obstacles will not take place for CMEs:

1. Since plasmas ejected by CMEs move more or less freely, the gravitational field is no longer of crucial importance in the local reference frame of the substance (*i.e.*, the situation is similar to the microgravity conditions inside a spacecraft). So, in the first approximation, the relaxation of temperature and density can proceed in a self-consistent way, as required by the spin-type models.
2. The distribution of plasma density in some CMEs exhibits a considerable irregularity both in the vertical and horizontal direction; a particular example is shown in Fig. 5. This reminds a set of the unusual height profiles represented in Fig. 4, because the density exhibits diverse nonmonotonic variations along the various radii.

Unfortunately, it is impossible at the present time to perform a detailed comparison of the density and temperature profiles in CMEs, because the available coronagraphs reflect mostly the distribution of the electron density,

while there are no reliable measurements of both electron and ion temperature inside CMEs (Green *et al.*, 2018). However, one can expect that such measurements will be done in future (*e.g.*, by the methods of radioastronomy), and then searching for the above-mentioned anticorrelations will be an interesting observational task.

Yet another possible way for testing the anticorrelated distributions is to analyze parameters of the solar wind near the Earth or in the Lagrange point L1, since the solar-wind plasma should keep imprints of its properties at the closer distance to the Sun. The correlation diagram of the temperature and density in the solar wind is shown in Fig. 6; the data were taken from the OMNIWeb site (<https://omniweb.gsfc.nasa.gov>).

One can see that the entire diagram has a “hyperbolic” shape, which indicates clearly to the anticorrelation of temperature and density. Besides, there are well-expressed “tails” in the vertical and horizontal direction. It can be conjectured that they are associated just with the solar-wind flows from CMEs. (But, in principle, these features could be produced also during the propagation of the solar wind to the Earth.) The correlation coefficient between the temperature and density for the entire above-mentioned period equals  $-0.13$ , and its magnitude can be almost two times greater for the narrower intervals (*e.g.*,  $-0.23$  for the period from January 2009 to December 2010; and  $-0.19$ , from January 2016 to December 2017). For more details on the correlation properties of the solar wind, see paper by Veselovsky *et al.* (2018) and references therein.

#### 4. Conclusions

1. A universal property of relaxation of the strongly non-equilibrium plasmas is a formation of the long-lived anticorrelated temperature and density profiles. This can be derived both from the mathematical formalism of the spin-type Hamiltonians as well as from the more pictorial arguments presented in Sec. 2.2.
2. Unfortunately, as follows from the simple qualitative arguments, this mechanism can hardly be applicable to explanation of the average temperature profile in the quiet solar corona.
3. However, the same processes may be important for other solar phenomena, *e.g.*, formation of the anticorrelated profiles in CMEs. This should be an interesting observational task for the future research.

4. The available measurements of the solar wind confirm the anticorrelation between the temperature and density on large time intervals. This may be either the contribution by CMEs or formed during the solar wind propagation to the Earth.

## Acknowledgements

I am grateful to S.I. Bezrodnykh for valuable comments on the mathematical issues, B.P. Filippov and I.F. Nikulin for the discussion of observational data on CME, A.T. Lukashenko for help in processing the data on the solar wind, and especially to the anonymous referee for the suggestion to use the data on the solar wind for testing the anticorrelated distributions. I am also grateful to the Max Planck Institute for the Physics of Complex Systems (Dresden, Germany) and, in particular, to its director J.-M. Rost for the support of my participation in a few conferences organized by this institution.

The OMNI data were obtained from the GSFC/SPDF OMNIWeb interface at <https://omniweb.gsfc.nasa.gov>. The CME catalog used in the present work is generated and maintained at the CDAW Data Center by NASA and The Catholic University of America in cooperation with the Naval Research Laboratory. SOHO is a project of international cooperation between ESA and NASA.

## References

- Aschwanden, M.J., Winebarger, A., Tsiklauri, D., & Peter, H. The coronal heating paradox. *Astrophys. J.* 659, 1673, 2007.
- Casetti, L. & Gupta, S. Velocity filtration and temperature inversion in a system with long-range interactions. *Eur. Phys. J. B* 87, 91, 2014.
- Dumin, Yu.V. Ultracold gases and multi-Josephson junctions as simulators of out-of-equilibrium phase transformations in superfluids and superconductors. *New J. Phys.* 11, 103032, 2009.
- Dumin, Yu.V. Comment on “Temperature inversion in long-range interacting systems”. *Phys. Rev. E* 93, 066101, 2016.
- Erdélyi, R. & Ballai, I. Heating of the solar and stellar coronae: A review. *Astron. Nachr.* 328, 726, 2007.

- Golub, L. & Pasachoff, J.M. *The Solar Corona*, Cambridge Univ. Press (Cambridge, UK), 2010.
- Green, L.M., Török, T., Vršnak, B., Manchester IV. W., & Veronig, A. The origin, early evolution and predictability of solar eruptions. *Space Sci. Rev.* 214, 46, 2018.
- Isihara, A. *Statistical Physics*, Academic Press (NY), 1971.
- Lifshitz, E.M. & Pitaevskii, L.P. *Physical Kinetics*, Pergamon Press (Oxford), 1981.
- Rumer, Yu.B. & Ryvkin, M.Sh. *Thermodynamics, Statistical Physics, and Kinetics*, Mir (Moscow), 1980.
- Somov, B.V. *Plasma Astrophysics, Part I: Fundamentals and Practice*, Springer (NY), 2012.
- Teles, T.N., Gupta, S., Di Cintio, P., & Casetti, L. Temperature inversion in long-range interacting systems. *Phys. Rev. E* 92, 020101(R), 2015.
- Veselovsky, I.S., Lukashenko, A.T., & Kaportseva, K.B. Classification scheme for solar wind. *Phys. Atomic Nuclei* 81, 766, 2018.
- Walsh, R.W. & Ireland, J. The heating of the solar corona. *Astron. Astrophys. Rev.* 12, 1, 2003.