

Bimolecular Recombination of Charge Carriers in Polar Amorphous Organic Semiconductors: Effect of Spatial Correlation of the Random Energy Landscape

S.V. Novikov^{*,†,‡}

[†]*A.N. Frumkin Institute of Physical Chemistry and Electrochemistry, Leninsky prosp. 31,
119071 Moscow, Russia*

[‡]*National Research University Higher School of Economics, Myasnitskaya Ulitsa 20,
Moscow 101000, Russia*

E-mail: novikov@elchem.ac.ru

Phone: +7 495 952 24 28. Fax: +7 495 952 53 08

Abstract

We present a simple model of the bimolecular charge carrier recombination in polar amorphous organic semiconductors where the dominant part of the energetic disorder is provided by permanent dipoles and show that the recombination rate constant could be much smaller than the corresponding Langevin rate constant. The reason for the strong decrease of the rate constant is the long range spatial correlation of the random energy landscape in amorphous dipolar materials, without spatial correlation even strong disorder does not modify the Langevin rate constant. Our study shows that the significant suppression of the bimolecular recombination could take place in homogeneous amorphous organic semiconductors and does not need large scale inhomogeneity of the material.

1 Introduction

Charge carrier recombination is one of the most important processes taking place in organic electronic and optoelectronic devices and to a very large extent determines working parameters of the devices. In organic light emitting diodes (OLEDs) the recombination giving photons is a desirable process delivering light, while in organic photovoltaics (OPV) the recombination should be suppressed by all means in order to provide efficient carrier separation and maximal electric power output. Study of recombination is the area of thriving experimental and theoretical endeavor. All recombination processes are divided into two major classes: geminate recombination and bimolecular recombination. For the geminate recombination both carriers are born by the same photon, originate from the same transport site and initially are located close to each other. In this paper we consider only the bimolecular recombination where initial separation and origin of carriers are arbitrary. Assuming spatially homogeneous distribution of carriers, recombination kinetics is governed by the equation

$$\frac{d(n,p)}{dt} = -\gamma np \tag{1}$$

where $n(t)$, $p(t)$ are the concentration of electrons and holes, correspondingly, and γ is the rate constant (we assume that the intrinsic concentration of carriers is negligible).

In many papers it is assumed that the bimolecular recombination is in fact the Langevin recombination with the rate constant

$$\gamma_L = \frac{4\pi e}{\varepsilon} (\mu_+ + \mu_-) \tag{2}$$

where ε is the dielectric constant of the medium and μ_+ , μ_- are mobilities of holes and electrons, correspondingly. This kind of recombination was considered very long ago by Paul Langevin in his pioneer paper.¹ To a very large extent the use of the Langevin rate constant is explained by the lack of detailed knowledge of the charge recombination in amorphous (and, hence, spatially inhomogeneous) semiconductors. At the same time there is a general

agreement that the bimolecular recombination is indeed of the Langevin type in OLEDs, as suggested in many experimental papers.²⁻⁸

Nonetheless, in many cases the experimentally measured rate constant is much smaller than the Langevin constant, the so-called reduction factor $\zeta = \gamma/\gamma_L$ could achieve 0.1, 0.01, or even 1×10^{-4} .⁹⁻¹⁵ Usually the discrepancy is attributed to the specific mesoscopic inhomogeneous structure of the materials in the device, especially in the case of photovoltaic devices, where the mesoscopically inhomogeneous structure of the material is specially arranged to achieve a better charge separation.^{10,16} Typically, such structure is organized by manufacturing of the working material of the OPV device as a mixture of two different materials, one of which serving as electron donor and another one as electron acceptor, thus creating separate pathways for electrons and holes.

Computer simulations support validity of eq 2 for the case of model disordered materials having mesoscopically homogeneous spatial structure and spatially noncorrelated random energy landscape with the Gaussian density of states (DOS),¹⁷⁻¹⁹ thus supporting the idea of the necessity of the large scale inhomogeneity for the significant reduction of ζ . In this paper we are going to demonstrate that the real polar amorphous organic semiconductors which have spatially correlated random energy landscape could demonstrate strongly suppressed recombination and very small ζ factor without mesoscopic inhomogeneity and the decrease of ζ is directly related to the long range spatial correlation of the random energy landscape.

2 Effective charge of the trapped carrier in amorphous polar organic material

We consider the recombination of carriers in mesoscopically spatially homogeneous polar amorphous semiconductors where the dominant part of the total energetic disorder is provided by randomly located and oriented permanent dipoles. For the high concentration of dipoles the DOS has the Gaussian shape^{20,21} and slow spatial decay of the electrostatic poten-

tial of the individual dipole leads to the long range spatial correlation of the resulting random energy landscape $U(\mathbf{r})$ being the sum of the electrostatic contributions of all dipoles.^{22,23} The model of the exponential DOS is sometimes considered as a worthy alternative to the model of the Gaussian DOS, especially for tails of the DOS associated with deep traps.^{2,3,7,24,25} Nonetheless, various incarnations of the Gaussian DOS model are, probably, the most popular models for description of the transport properties of amorphous organic semiconductors, successfully explaining many general features of hopping charge transport.²⁶⁻²⁸ For this reason we limit our consideration to the case of the Gaussian DOS naturally arising in the dipolar amorphous organic materials.

Let us consider the case where mobilities of the opposite kinds of carriers are very different (e.g., because of the large difference of the intermolecular transfer integral): let, for example, $\mu_+ \ll \mu_-$. In addition, we consider the case where concentration of carriers is low, inter-carrier distance is large and typical time before recombination is long enough. In this case we may assume that carriers have enough time to undergo the full energetic and spatial relaxation before the recombination event. Hence, the mobile carriers move with mobilities determined by the energetic disorder of the medium and slow positive carriers mostly dwell in the deep valleys of the energy landscape $U(\mathbf{r})$. If so, then the recombination process could be considered as a recombination of mobiles electrons with almost static holes. We assume also that the applied electric field is negligible. Low density of carriers means that we consider either the special case where the initial density of carriers is low enough or the later stage of high density recombination when the majority of carriers already recombined.

Let us consider the recombination of electron with the particular hole located at $\mathbf{r} = 0$ in a valley having minimal energy $U(0) = -U_0$. Electron is attracted to the trapped hole by the combined effect of the bare Coulomb attraction to that hole and dipolar contribution from the potential well localizing the hole. Our crucial approximation is the replacement of the exact fluctuating dipole potential energy $U(\mathbf{r})$ around positive charge by its average value (see Figure 1). A similar approach was used by Nikitenko et al.²⁹ for the analysis of

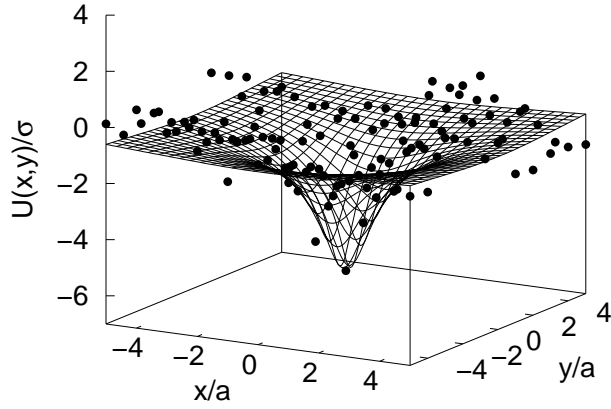
charge carrier transport in polar amorphous organic materials. We mean here the conditional average taking into account the exact value $U(0) = -U_0$. For the random Gaussian landscape this conditional average is exactly equal to $-U_0 C(\mathbf{r})/C(0)$, where $C(\mathbf{r}) = \langle U(\mathbf{r})U(0) \rangle$ is the binary correlation function, angular brackets mean the statistical averaging over all possible random environments, and $C(0) = \sigma^2$ is the rms energetic disorder.²² For $r \gg a$, where a is intermolecular distance in the material, $C(\mathbf{r}) \approx A\sigma^2 a/r$ (practically, this relation is valid with good accuracy even for $r/a \simeq 2-3$, see Figure 1b).^{22,30} Typically, $A \simeq 1$; for example, for the lattice model of the disordered polar material where randomly oriented dipoles occupy sites of the simple cubic lattice (the so-called dipole glass model) $A = 0.76$.³⁰ (we use this very value of A for all further estimations). Hence, for a large distance the complex hole+dipoles provides the potential

$$\varphi(\mathbf{r}) = \frac{e}{\varepsilon r} - \frac{U_0 C(\mathbf{r})}{e C(0)} \simeq \frac{e}{\varepsilon r} - U_0 \frac{Aa}{er} \quad (3)$$

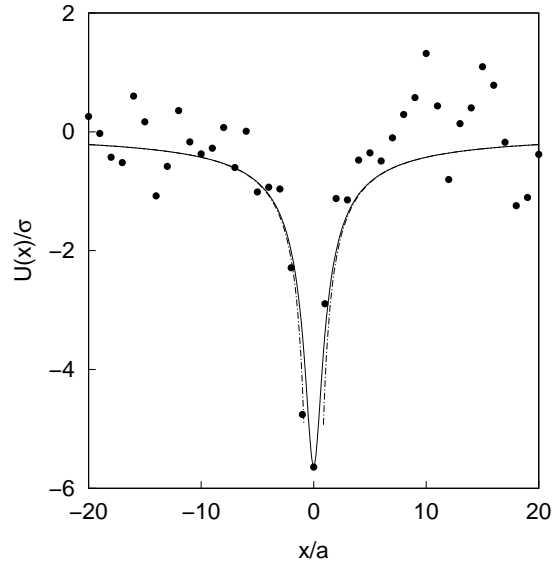
and that potential could be considered as a potential generated by the point charge with the effective charge

$$e^* = e - U_0 \frac{Aa\varepsilon}{e} \quad (4)$$

We may assume that the elementary act of the bimolecular recombination in the amorphous semiconductor could be considered as process somewhat similar to the Langevin recombination in non-disordered medium but taking place between mobile electron with charge $-e$ and static hole having effective charge e^* . Note that for valleys, where $U_0 > 0$ and where holes dwell most time, $e^* < e$ and could even become *negative* for especially deep valleys, thus resulting in the effective *repulsion* between electron and hole. This does not mean that the recombination between electrons and deeply trapped holes becomes impossible, the diffusive motion of the electrons could still eventually bring charges close to each other leading to recombination, but the corresponding rate constant should be severely diminished. Obviously, for such deeply trapped holes the recombination process becomes very different from the usual Langevin recombination.



a)



b)

Figure 1: a) Two dimensional cross-section $z = 0$ of the 3D sample of the dipole glass in the vicinity of the deep valley ($U_0 = 5.6\sigma$) located at $x = y = z = 0$, black dots show the energies of neighbor sites, and a is the lattice scale. Surface created by lines shows the averaged energy $-U_0 C(x, y, 0)/C(0, 0, 0)$. b) One dimensional cross-section $z = y = 0$ of the same valley, the solid line again shows $-U_0 C(x, 0, 0)/C(0, 0, 0)$, the dotted line shows the asymptotics $-U_0 A a/|x|$.

3 Recombination rate constant: general expression

For the calculation of the rate constant for a single hole with the particular value of U_0 we are going to use the method of Smoluchowski and Debye (see ref 31), where the rate constant is defined through the stationary solution for $t \rightarrow \infty$ of the equation for the probability density $\rho(r, t)$ for the mobile carrier

$$\frac{\partial \rho}{\partial t} = \frac{D_-}{r^2} \frac{\partial}{\partial r} \left[r^2 \left(\frac{\partial \rho}{\partial r} + \beta \frac{\partial U}{\partial r} \rho \right) \right] \quad (5)$$

where $\beta = 1/kT$ and D_- is the diffusivity of electrons. Here and later $U(\mathbf{r}) = -ee^*/\epsilon r$ and we take into account the spherical symmetry of the problem. In addition we have the boundary conditions: 1) $\rho(R, t) = 0$, meaning the instant recombination of the pair separated by the distance R , and 2) $\rho(\infty, t) = 1$ which is appropriate for the inexhaustible reservoir of mobile carriers. The stationary density $\rho_s(r) = \rho(r, t \rightarrow \infty)$ obeys the equation

$$\frac{d}{dr} \left[r^2 \left(\frac{d\rho_s}{dr} + \beta \frac{dU}{dr} \rho_s \right) \right] = 0 \quad (6)$$

and the recombination rate constant for that particular hole is defined by the total flux of mobile carriers through the absorbing sphere of radius R

$$\gamma(U_0) = 4\pi D_- R^2 \left. \frac{\partial \rho_s}{\partial r} \right|_{r=R} \quad (7)$$

Solution of eq 6 is

$$\rho_s(r) = \exp(-\beta U) [1 - S(r)/S(R)] \quad (8)$$

$$S(r) = \int_r^\infty \frac{dz}{z^2} \exp(\beta U) \quad (9)$$

In our case $U(\mathbf{r}) = -ee^*/\varepsilon r$, so

$$S(r) = \frac{kT\varepsilon}{ee^*} \left[1 - \exp\left(-\frac{ee^*}{kT\varepsilon r}\right) \right] \quad (10)$$

and

$$\gamma(U_0) = \frac{4\pi D_-}{S(R)} \quad (11)$$

This is the rate constant for the particular case where the positive charge is located at the bottom of the valley with depth U_0 . If we assume the quasi-equilibrium distribution of static charges after the full relaxation, we obtain the full rate constant by the averaging of the rate constant $\gamma(U_0)$ with the density of occupied states

$$P_{\text{occ}}(U_0) = \frac{1}{(2\pi\sigma^2)^{1/2}} \exp\left[-\frac{(U_0 - U_\sigma)^2}{2\sigma^2}\right] \quad (12)$$

where $U_\sigma = \sigma^2/kT$ and after simple transformations we obtain for the full recombination rate constant

$$\gamma = \langle \gamma(U_0) \rangle = \frac{4\pi D_- R}{(2\pi\delta^2)^{1/2}} \int_{-\infty}^{\infty} dy \frac{y}{\exp(y) - 1} \exp\left[-\frac{(y - y_s)^2}{2\delta^2}\right] \quad (13)$$

where $y_\sigma = \left(\frac{\sigma}{kT}\right)^2 \frac{Aa}{R}$, $y_c = R_{\text{Ons}}/R$, $y_s = y_\sigma - y_c$, $\delta = \frac{\sigma}{kT} \frac{Aa}{R}$, $R_{\text{Ons}} = e^2/\varepsilon kT$ is the Onsager radius and we should expect $R \simeq a$. Cut-off for $y > 0$ provided by the exponent in the denominator of the fraction in the integral in eq 13 describes the drastic decrease in the recombination rate when the effective charge e^* of the static hole becomes negative, thus providing the repulsion between the hole and approaching electrons.

Equation 13 is valid if we assume that the quasi-equilibrium distribution of holes described by eq 12 is permanently maintained irrespective of recombination for all times (thus, we assume that holes are not totally immobilized in deep valleys of the random energy landscape). Obviously, it could be possible only for slow recombination when drop of electron

concentration $\Delta n = n(t) - n(t + \tau_{\text{rel}})$ for the time interval equal to the hole relaxation time τ_{rel} is small compared to $n(t)$ (assuming $n = p$)

$$\frac{\Delta n}{n} \simeq \frac{\gamma n^2 \tau_{\text{rel}}}{n} = \gamma n \tau_{\text{rel}} \ll 1 \quad (14)$$

We see that for low concentration of carriers this inequality could be fulfilled for any τ_{rel} , though the actual concentration of carriers where our consideration becomes accurate strongly depends on τ_{rel} . For low temperature or strong disorder τ_{rel} could be large,²⁶ but these very conditions lead to small γ , thus making inequality in eq 14 less restrictive.

We may effectively take into account a slow quasi-geminate recombination of carriers at a short distance described by the rate constant k_g by applying a different boundary condition at $r = R$, i.e. equating the rate of the slow quasi-geminate recombination to the total flux through the sphere of the radius R

$$k_g \rho(R, t) = 4\pi D_- R^2 \left[\frac{\partial \rho}{\partial r} + \frac{\rho}{kT} \frac{\partial U}{\partial r} \right] \Big|_{r=R} \quad (15)$$

(the so-called radiation boundary condition³¹). In this case the final expression for the resulting recombination rate constant is

$$\gamma = \frac{4\pi D_- R}{(2\pi\delta^2)^{1/2}} \int_{-\infty}^{\infty} dy \frac{y}{(\lambda y + 1) \exp(y) - 1} \exp \left[-\frac{(y - y_s)^2}{2\delta^2} \right] \quad (16)$$

with $\lambda = 4\pi D_- R / k_g$ and goes to eq 13 for the case of instant quasi-geminate recombination $k_g \rightarrow \infty$.

Probably, a good estimation for the rate constant for the general case of an arbitrary relation between D_- and D_+ could be provided by the replacement $D_- \Rightarrow D_+ + D_- = D$ in eqs 13 and 16. This replacement correctly captures both limit cases $D_+/D_- \rightarrow 0$ and $D_-/D_+ \rightarrow 0$ and provides a reasonable interpolation for the arbitrary ratio of D_- and D_+ . In addition, for the case of negligible disorder $\sigma/kT \rightarrow 0$ the Gaussian in eq 13 goes to the

delta-function $\delta(y - y_c)$ and the rate constant becomes

$$\gamma = \frac{4\pi D_- y_c R}{1 - \exp(-y_c)} \quad (17)$$

which in the limit $y_c \gg 1$ with the suggested replacement $D_- \Rightarrow D$ and assuming the validity of the Einstein relation $\mu_{\pm} = eD_{\pm}/kT$ gives exactly the usual Langevin rate constant γ_L .

Our approach for incorporation of the slow quasi-geminate recombination is similar to that developed by Hilczer and Tachiya,³² though they considered the recombination in non-disordered medium. Naturally, in the limit of vanishing disorder $\sigma \rightarrow 0$ we reproduce their result for the rate constant.

4 Comparison with experiment, computer simulation, and other theoretical models

According to eq 16, the most general formula of our consideration, the recombination rate constant has the form

$$\gamma = \gamma_R F(y_s, \delta, \lambda) \quad (18)$$

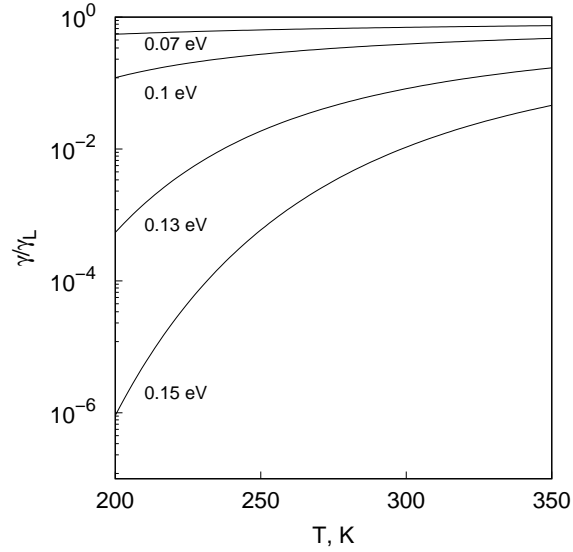
where $\gamma_R = 4\pi DR$ and F is a dimensionless function of 3 dimensionless parameters y_s , δ , and λ . Rich structure of eq 16 suggests the possibility of a wide variety of recombination regimes depending on particular values of y_s , δ , and λ . Thorough analysis of eq 16 and calculation of γ for various cases is provided in the Appendix, where we try to cover the whole physically meaningful range of parameters. In this Section we consider the behavior of γ for typical values of parameters relevant for amorphous organic semiconductors.

Let us start with the estimation of y_s and δ . Numerous experimental transport studies suggest that σ falls in the range 0.05 – 0.15 eV, and the typical experimental temperature varies from 200K to 350K (most experiments have been carried out around room temperature).^{26,27,33} In amorphous organic semiconductors typically $a \simeq R \simeq 1 - 1.5$ nm, $\varepsilon = 3 - 4$,

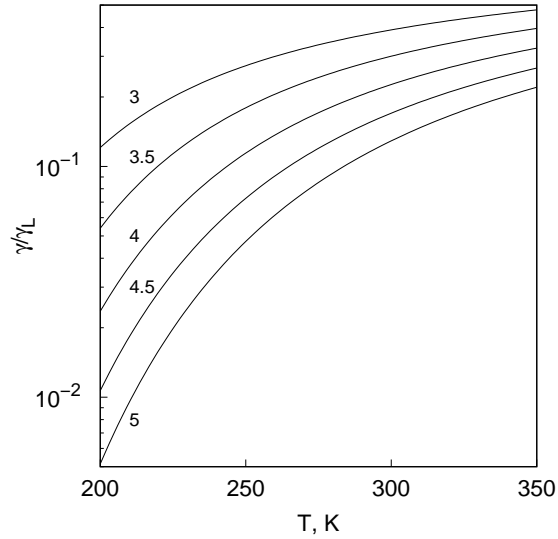
so $y_c \simeq 10 - 30$, $\delta \simeq 2 - 7$, $y_s \simeq -20 - 30$. This estimation means that real organic semiconductors could possibly demonstrate various recombination regimes, but typically those regimes fall in the class "broad Gaussian regime" with $\delta \gg 1$. Unfortunately, in the majority of amorphous organic semiconductors realization of the condition $(y_s - \delta^2)/\delta \gg 1$ is almost impossible. This condition could be fulfilled either at very low temperature (where experimental measurements are very difficult or even impossible) or for materials with high $\varepsilon \simeq 4.5 - 5$ ³⁴ and large $a \simeq 2 - 3$ nm.³⁵ Such extreme values of ε and a are very unusual. For this reason the most appropriate way to calculate γ for real semiconductors and typical experimental conditions is the use of eq A8 or direct numerical evaluation of the integral in eq 16. Typical behavior of γ/γ_L for reasonable values of σ and ε is shown in Figure 2.

A possible way to verify our results could be a comparison with the results of computer simulation. Unfortunately, there are no papers considering the simulation of charge carrier recombination in amorphous dipole medium, but there are papers simulating the recombination in the Gaussian uncorrelated random energy landscape (Bässler's Gaussian Disorder Model (GDM)²⁶). Comparison of our results with the simulation data for the GDM gives an excellent possibility to verify a very essence of our approach. Indeed, for the GDM the correlation function $C(\mathbf{r}) \propto \delta(\mathbf{r})$ and eq 3 immediately tells us that the long range behavior of the potential of the trapped charge is not modified, $e^* = e$, so $\gamma \approx \gamma_L$. This very behavior was indeed observed in simulations.¹⁷⁻¹⁹ Hence, small ζ in mesoscopically homogeneous amorphous semiconductors is a direct manifestation of the correlated nature of the energy landscape.

There is a seeming disagreement between our results and the experimental data for OLEDs, where authors concluded that the bimolecular recombination is the Langevin one.²⁻⁸ We see several reasons why the significant deviation from the Langevin recombination does not occur (i.e., why $\zeta_{\text{exp}} \simeq 1$). We believe that the most important reason is a very indirect way to extract the bimolecular recombination rate constant γ_{exp} from the experimental data. Direct observation of the decay kinetics $p(t)$ or $n(t)$ is impossible, and extraction of γ_{exp} usu-



a)



b)

Figure 2: Deviation of the bimolecular recombination rate constant from the Langevin constant according to eq 13 (hence, we assume the instant quasi-geminate recombination with $\lambda = 0$). a) Solid lines show the ratio γ/γ_L for various values of σ , indicated near the corresponding curve. For other relevant parameters the typical values $a = R = 1$ nm and $\epsilon = 3$ have been used. b) Plot of the ratio γ/γ_L for various values of ϵ , indicated near the corresponding curve, and the same values of a and R . Increase of ϵ is analogous to the increase of σ because it again strengthens effect of the disorder (assuming the constant $\sigma = 0.1$ eV).

ally invoke many assumptions about details of the transport mechanism, trap distribution, etc. Typical examples are provided in refs 2 and 5 where meticulous description of the procedure to estimate γ_{exp} is described. Hence, we have to consider all values of γ_{exp} obtained in refs 2–8 with great care, they could easily deviate from the true rate constants by one or two orders of magnitude. Indeed, detailed description in refs 2 and 5 demonstrates that the best possible accuracy for γ_{exp} and ζ_{exp} is no better than one order of magnitude.

Additional complication is provided by the contribution of trap-assisted recombination (TAR) which is common in some organic semiconductors.^{7–9} Contributions from the trap-assisted and Langevin recombination are not easy to separate, though spectra of the luminescence associated with particular types of recombination are typically different thus giving the possibility to isolate the individual contributions.^{8,36} Our recombination scenario to some extent is close to the TAR, with slow carriers being trapped for a long time in deep valleys of the random energy landscape. The crucial difference is that for the true TAR energy levels of traps are separated by some gap from the energy manifold where charge transport occurs, while in our case there is no such gap. Consideration of the true TAR for the spatially correlated energy landscape could be an interesting and important development of the current study.

Taking into account all these complications it should be very useful to measure γ_{exp} in materials having very significant disorder with $\sigma \simeq 0.15$ eV where we should expect very low ζ . At the moment there are no papers reporting reliable measurements of γ in strongly disordered organic semiconductors. Nonetheless, in the recent paper³⁷ it was found that addition of dopants having large dipole moments and, thus, giving noticeable contribution to the total dipolar disorder, leads to the suppression of the Langevin recombination. Obviously, further studies are needed for the reliable elucidation of the true mechanism of the influence of dipole dopants on charge carrier recombination.

There is another possible reason for the closeness of γ_{exp} to γ_L . We consider here the case of dipolar materials where the long range behavior of the correlation function is of the

Coulomb type $C(\mathbf{r}) \propto 1/r$. In fact, many materials considered in refs 2–8 have rather low dipole moments and the dominant part of the random energy landscape is probably generated by randomly located and oriented quadrupoles.^{27,28,38} For such materials $C(\mathbf{r}) \propto 1/r^3$ and the effect of disorder on the recombination rate constant could not be described by the effective charge e^* , though the general consideration using Smoluchowski-Debye approach is still possible. Faster decay of $C(\mathbf{r})$ leads to the smaller deviation of γ_{exp} from γ_L , analogously to the case of the GDM. Bimolecular recombination of charge carriers in quadrupolar materials will be considered in a separate paper.

At last, there is yet another reason why ζ_{exp} is greater than expected; it is associated with the effect of the applied electric field E . We consider the recombination for $E = 0$ only, while in experiments the recombination constant is estimated for nonzero electric field. Computer simulation indicates that ζ grows with E ,¹⁷ thus making the difference between our results and experimental data less drastic.

We have to clarify the difference between our approach and papers of Andriassen and Arkhipov,^{39,40} who also considered the deviation of the bimolecular rate constant from γ_L in disordered materials. Our results show that the reason for this deviation is not the disorder per se, but the spatial correlation of the disorder. Without correlation $\zeta \approx 1$ irrespectively of the magnitude of the disorder.

As we already noted, our approach could be naturally considered as a far extension of the Hilczer and Tachiya's theory³² to the case of disordered medium. We have to admit that the independent estimation of λ from first principles is very difficult, in the striking contrast to y_s and δ , thus greatly complicating estimation of the behavior of γ . Nonetheless, introduction of slow quasi-geminate recombination with $k_g > 0$ gives an inviting possibility to explain the decrease of ζ with T , observed in some experiments.^{14,41} Indeed, Figure 2 demonstrates that for $\lambda = 0$ $\frac{d\zeta}{dT} > 0$. At the same time, the sign of $\frac{d\lambda}{dT}$ is arbitrary and depends on the relation between activation energies of D and k_g . Equation A6 hints that if λ grows with T fast enough, then ζ could decrease with T . Numerical calculation using

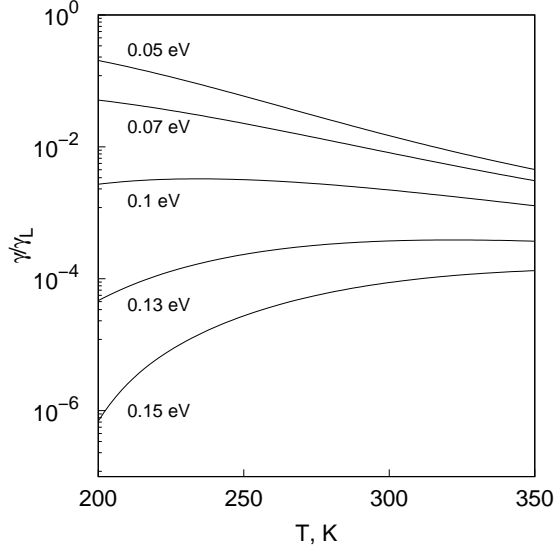


Figure 3: Effect of the slow quasi-geminate recombination with $\lambda \gg 1$ on the temperature dependence of the ratio γ/γ_L for various values of σ , indicated near the corresponding curve. For other relevant parameters we assume $R = 1$ nm, $\varepsilon = 3$, $\lambda_0 = 4\pi D_0 R/k_0 = 1 \times 10^5$, and $E_a = 0.2$ eV.

eq 16 shows that this is indeed so (see Figure 3). For the calculation we used the simplest activation dependence for k_g

$$k_g = k_0 \exp(-E_a/kT) \quad (19)$$

and the proper relation for $D(T)$

$$D = D_0 \exp \left[-\frac{1}{3} \left(\frac{\sigma}{kT} \right)^2 \right] \quad (20)$$

which is approximately valid in low field limit, as suggested by the renormalization group analysis⁴² and computer simulation.⁴³

In our case the small or moderate disorder is clearly favorable for the emergence of the recombination regime with $\frac{d\zeta}{dT} < 0$. We can see that even more complicated behavior is possible, namely the change of the sign of the derivative $\frac{d\zeta}{dT}$. In fact, the very motivation of Hilczer and Tachiya to develop their approach was to explain the decrease of ζ with T in some organic semiconductors. Unfortunately, invocation of the slow quasi-geminate re-

combination for the explanation of this phenomenon is not fully justified, mostly because semiconductors in question are typical mesoscopically inhomogeneous materials specifically developed for the OPV applications.^{14,41} General properties of the charge carrier recombination in such materials are still barely known. For this reason Figure 3 is not provided for the explanation of the behavior of $\zeta(T)$ in any particular organic semiconductor but just to illustrate the possibility to obtain $\frac{d\zeta}{dT} < 0$ for reasonable values of relevant parameters even in mesoscopically spatially homogeneous amorphous semiconductors.

5 Conclusions

We calculate the rate constant of the bimolecular charge carrier recombination in polar amorphous organic semiconductors in the limit of low applied electric field. We show that the long range spatial correlation of the random energy landscape typical for such materials leads to the deviation of the bimolecular recombination from the Langevin-like process with the resulting rate constant γ being in some cases much smaller than the corresponding Langevin rate constant γ_L .

The most important qualitative conclusion is that the stronger is the correlation, the lower is the ratio γ/γ_L (factor ζ), and for the total absence of any spatial correlation (the GDM case) our approach gives $\zeta \approx 1$ in agreement with computer simulations.¹⁷⁻¹⁹ We may expect that in nonpolar amorphous organic materials the deviation of γ from γ_L is much less pronounced due to faster decay of the disorder correlation function.

We show that small ζ factor could be achieved in mesoscopically homogeneous amorphous semiconductors with large σ and ε and could not be unambiguously related to the inhomogeneous structure of the organic material.

Suggested approach could be extended to consider the bimolecular recombination in nonpolar amorphous organic semiconductors where the dominant part of the random energy landscape is provided by quadrupole molecules or to the case of trap-assisted recombination

in semiconductors with spatially correlated energy landscape.

Acknowledgement

Financial support from the FASO State Contract No. 0081-2014-0015 (A.N. Frumkin Institute) and Program of Basic Research of the National Research University Higher School of Economics is gratefully acknowledged.

6 Appendix. Recombination rate constant: various limit cases

Equation 16 demonstrates rich and complex structure hinting for the possibility of many different recombination regimes. Actual dependence of the recombination rate constant γ on relevant physical parameters T , σ , ε and others for any particular case is determined by the relation between values of the dimensionless parameters y_s , δ , and λ . Typical values of these parameters (and, hence, typical dependences of γ) for amorphous organic semiconductors are discussed in Section 4. In this Appendix we consider the much broader range of possibilities, some of them cannot be realized in today's semiconducting materials. Nonetheless, we believe that this consideration is not worthless and some recombination regimes, though not feasible today, might be observed in semiconducting materials developed in future.

Hence, we consider here as many physically meaningful regimes as possible, not limiting our attention to the particular values of y_s , δ , and λ , typical for organic semiconductors: we deal here with the general case of the amorphous material having the spatially correlated Gaussian DOS with the dipolar-like correlation function, and the only necessary conditions are $\delta \geq 0$ and $\lambda \geq 0$.

Analytic calculation of the rate constant γ in eq 16 in the general case is not possible. Let us consider various limit cases which could be treated analytically.

6.1 The case of sharp Gaussian $\delta \ll 1$

The simplest tractable limit is $\delta \ll 1$, where the Gaussian in eq 16 goes to the delta function and

$$\gamma = \frac{\gamma_R y_s}{(\lambda y_s + 1) \exp(y_s) - 1} \quad (\text{A1})$$

The most reasonable case of small δ is provided by the negligible disorder $\sigma/kT \rightarrow 0$, and in this case the resulting rate constant for $R_{\text{Ons}}/R \gg 1$ goes to the usual Langevin constant γ_L (for $\lambda = 0$).

More exotic possibility is the case of strong disorder $\sigma/kT \gg 1$ and huge recombination radius $a/R \ll 1$, so that $\delta \ll 1$ but still $y_s \gg 1$. In this case the rate constant in eq A1 still has an exponentially strong dependence on the effective disorder σ/kT . We have to admit that at the moment we cannot present any concrete organic semiconductor demonstrating such behavior.

6.2 The case of broad Gaussian $\delta \gg 1$

Let us consider the opposite case $\delta \gg 1$. When this inequality is valid, then the most natural situation is that for the position of the maximum of the Gaussian we have $y_s \gg 1$, too. Moreover, typically $y_s \simeq \delta^2$, and ratio of the position of the maximum and width of the Gaussian obeys the inequality $y_s/\delta \gg 1$. Hence, we may assume that the relevant region of the integration is located far away from $y \simeq 0$ and we may simplify the integral in eq 16

$$\gamma \simeq \frac{\gamma_R}{(2\pi\delta^2)^{1/2}} \int_{-\infty}^{\infty} dy \frac{y}{\lambda y + 1} \exp \left[-y - \frac{(y - y_s)^2}{2\delta^2} \right] \quad (\text{A2})$$

Maximum of the Gaussian in this integral is located at $y_s - \delta^2$, so the more exact condition for the validity of the approximate eq A2 is $(y_s - \delta^2)/\delta \gg 1$. We have

$$y_s - \delta^2 = \left(\frac{\sigma}{kT} \right)^2 \frac{Aa}{R} \left(1 - \frac{Aa}{R} \right) - y_c \quad (\text{A3})$$

Certainly, $R \geq a$ and the most natural choice is $R \approx a$, while $A < 1$, so the combination $y_s - \delta^2$ indeed could be positive, especially at low temperature, even taking into account the negative contribution from the charge-charge interaction.

If $\lambda(y_s - \delta^2) \ll 1$, then the first term in the denominator in eq A2 is not relevant and

$$\gamma \simeq \gamma_R (y_s - \delta^2) \exp\left(-y_s + \frac{1}{2}\delta^2\right) \quad (\text{A4})$$

while in the opposite case $\lambda(y_s - \delta^2) \gg 1$

$$\gamma \simeq \frac{\gamma_R}{\lambda} \exp\left(-y_s + \frac{1}{2}\delta^2\right) \quad (\text{A5})$$

A reasonable interpolation between two limits is

$$\gamma \simeq \frac{\gamma_R (y_s - \delta^2)}{1 + \lambda (y_s - \delta^2)} \exp\left(-y_s + \frac{1}{2}\delta^2\right) \quad (\text{A6})$$

and the quality of the interpolation formula could be seen in Figure 4. Even for not so large δ and $(y_s - \delta^2)/\delta$ eq A6 works remarkably well.

For $\lambda = 0$ we may suggest a better approximation than eq A4 replacing the function under the integral in eq 13 by its proper asymptotics

$$\frac{y}{\exp(y) - 1} \Rightarrow \begin{cases} -y, & y < 0 \\ y \exp(-y), & y > 0 \end{cases} \quad (\text{A7})$$

the resulting expression takes the form

$$\begin{aligned} \gamma \simeq \frac{\gamma_R}{2} & \left[\sqrt{\frac{8}{\pi}} \delta \exp\left(-\frac{y_s^2}{2\delta^2}\right) - y_s \operatorname{erfc}\left(\frac{y_s}{\delta\sqrt{2}}\right) + \right. \\ & \left. + (y_s - \delta^2) \exp\left(-y_s + \frac{1}{2}\delta^2\right) \operatorname{erfc}\left(\frac{-y_s + \delta^2}{\delta\sqrt{2}}\right) \right] \end{aligned} \quad (\text{A8})$$

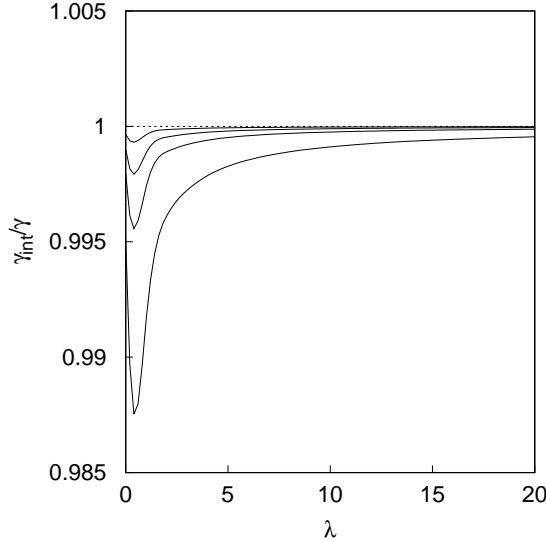


Figure 4: Quality of the interpolation eq A6 is shown. Solid lines show the ratio of γ_{int} , calculated by eq A6, to the rate constant γ numerically calculated by eq 16 for y_s equals to 20, 25, 30, and 40 from the lowest curve upward, correspondingly. In all cases $\delta = 3$.

where $\text{erfc}(x)$ is a complimentary error function. For sufficiently large y_s eq A8 goes to eq A4. Quality of approximation could be seen in Figure 5. Equation A8 gives a meaningful result even for $y_s = 0$, while eq A4 for $\delta = 3$ gives a *negative* rate constant for $y_s < 9$. Yet eq A8 is too cumbersome for the practical use.

More exotic case for $\delta \gg 1$ (strong disorder) is the situation where interaction between carriers is so strong that no matter how large is y_σ , y_s is still negative and $|y_s| \gg 1$. In this case we may omit the term proportional to $\exp(y)$ in eq 16, so

$$\gamma \simeq -\frac{\gamma_R}{(2\pi\delta^2)^{1/2}} \int_{-\infty}^{\infty} dy y \exp\left[-\frac{(y-y_s)^2}{2\delta^2}\right] = \gamma_L - 4\pi DaA \left(\frac{\sigma}{kT}\right)^2 \quad (\text{A9})$$

and the rate constant is essentially equal to the Langevin constant with small correction. This is not surprising due to the dominance of the charge-charge interaction over disorder. In this approximation we assume also that the constant λ is not unusually large (i.e., quasi-geminate recombination unusually slow), namely $\lambda|y_s| \exp(y_s) \ll 1$. If the opposite is true, then the rate constant obeys eq A4 but now y_s is negative.

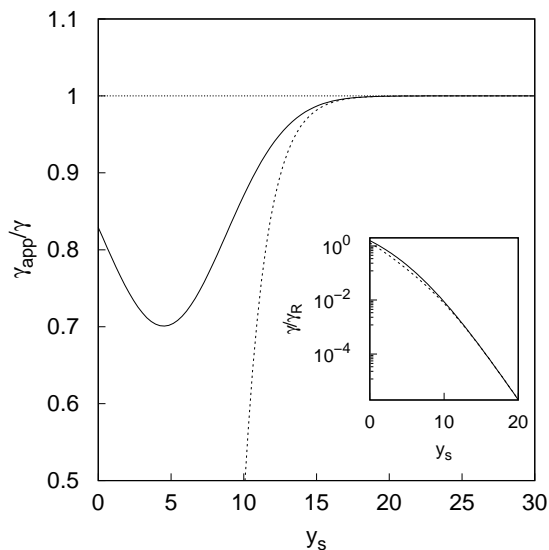


Figure 5: Quality of the approximate eq A8 is shown. Solid line shows the ratio of γ_{app} , calculated by eq A8, to the rate constant γ numerically calculated by eq 13 for $\delta = 3$. Broken line shows the corresponding ratio for the rate constant γ_{app} calculated by eq A4. Inset shows the general behavior of the exact (solid line, eq 13) and approximate (broken line, eq A8) rate constant.

References

- (1) Langevin, P. Recombinaison et Mobilites des Ions dans les Gaz. *Ann. Chim. Phys.* **1903**, *28*, 433–530.
- (2) Blom, P. W. M.; de Jong, M. J. M.; Breedijk, S. Temperature Dependent Electron-Hole Recombination in Polymer Light-Emitting Diodes. *Appl. Phys. Lett.* **1997**, *71*, 930–932.
- (3) Blom, P.; Jong, M. D. Device Operation of Polymer Light-Emitting Diodes. *Philips J. Res.* **1998**, *51*, 479 – 494.
- (4) Dicker, G.; de Haas, M. P.; Siebbeles, L. D.; Warman, J. M. Electrodeless Time-Resolved Microwave Conductivity Study of Charge-Carrier Photogeneration in Regioregular Poly(3-Hexylthiophene) Thin Films. *Phys. Rev. B: Condens. Matter Mater. Phys.* **2004**, *70*, 045203.

- (5) Pivrikas, A.; Juška, G.; Österbacka, R.; Westerling, M.; Viliūnas, M.; Arlauskas, K.; Stubb, H. Langevin Recombination and Space-Charge-Perturbed Current Transients in Regiorandom Poly(3-Hexylthiophene). *Phys. Rev. B: Condens. Matter Mater. Phys.* **2005**, *71*, 125205.
- (6) Kuik, M.; Wetzelaer, G. A. H.; Laddé, J. G.; Nicolai, H. T.; Wildeman, J.; Sweelssen, J.; Blom, P. W. M. The Effect of Ketone Defects on the Charge Transport and Charge Recombination in Polyfluorenes. *Adv. Funct. Mater.* **2011**, *21*, 4502–4509.
- (7) Kuik, M.; Nicolai, H. T.; Lenes, M.; Wetzelaer, G. A. H.; Lu, M.; Blom, P. W. M. Determination of the Trap-Assisted Recombination Strength in Polymer Light Emitting Diodes. *Appl. Phys. Lett.* **2011**, *98*, 093301.
- (8) Wetzelaer, G. A. H.; Kuik, M.; Nicolai, H. T.; Blom, P. W. M. Trap-Assisted and Langevin-Type Recombination in Organic Light-Emitting Diodes. *Phys. Rev. B: Condens. Matter Mater. Phys.* **2011**, *83*, 165204.
- (9) Lakhwani, G.; Rao, A.; Friend, R. H. Bimolecular Recombination in Organic Photovoltaics. *Annu. Rev. Phys. Chem.* **2014**, *65*, 557–581.
- (10) Proctor, C. M.; Kuik, M.; Nguyen, T.-Q. Charge Carrier Recombination in Organic Solar Cells. *Prog. Polym. Sci.* **2013**, *38*, 1941 – 1960.
- (11) Kniepert, J.; Lange, I.; van der Kaap, N. J.; Koster, L. J. A.; Neher, D. A Conclusive View on Charge Generation, Recombination, and Extraction in As-Prepared and Annealed P3HT:PCBM Blends: Combined Experimental and Simulation Work. *Adv. Energy Mater.* **2013**, *4*, 1301401.
- (12) Pivrikas, A.; Juška, G.; Mozer, A. J.; Scharber, M.; Arlauskas, K.; Sariciftci, N. S.; Stubb, H.; Österbacka, R. Bimolecular Recombination Coefficient as a Sensitive Testing Parameter for Low-Mobility Solar-Cell Materials. *Phys. Rev. Lett.* **2005**, *94*, 176806.

- (13) Juška, G.; Genevičius, K.; Sliaužys, G.; Nekrašas, N.; Österbacka, R. Double Injection in Organic Bulk-Heterojunction. *J. Non-Cryst. Solids* **2008**, *354*, 2858 – 2861.
- (14) Deibel, C.; Baumann, A.; Dyakonov, V. Polaron Recombination in Pristine and Annealed Bulk Heterojunction Solar Cells. *Appl. Phys. Lett.* **2008**, *93*, 163303.
- (15) Deibel, C.; Wagenpfahl, A.; Dyakonov, V. Origin of Reduced Polaron Recombination in Organic Semiconductor Devices. *Phys. Rev. B: Condens. Matter Mater. Phys.* **2009**, *80*, 075203.
- (16) Burke, T. M.; Sweetnam, S.; Vandewal, K.; McGehee, M. D. Beyond Langevin Recombination: How Equilibrium Between Free Carriers and Charge Transfer States Determines the Open-Circuit Voltage of Organic Solar Cells. *Adv. Energy Mater.* **2015**, *5*, 1500123.
- (17) Albrecht, U.; Bäessler, H. Langevin-Type Charge Carrier Recombination in a Disordered Hopping System. *Phys. Status Solidi B* **1995**, *191*, 455–459.
- (18) Groves, C.; Greenham, N. C. Bimolecular Recombination in Polymer Electronic Devices. *Phys. Rev. B: Condens. Matter Mater. Phys.* **2008**, *78*, 155205.
- (19) van der Holst, J. J. M.; van Oost, F. W. A.; Coehoorn, R.; Bobbert, P. A. Electron-Hole Recombination in Disordered Organic Semiconductors: Validity of the Langevin Formula. *Phys. Rev. B: Condens. Matter Mater. Phys.* **2009**, *80*, 235202.
- (20) Dieckmann, A.; Bäessler, H.; Borsenberger, P. M. An Assessment of the Role of Dipoles on the Density-of-States Function of Disordered Molecular Solids. *J. Chem. Phys.* **1993**, *99*, 8136–8141.
- (21) Novikov, S. V.; Vannikov, A. V. Distribution of the Electrostatic Potential in a Lattice of Randomly Oriented Dipoles. *J. Exp. Theor. Phys.* **1994**, *79*, 482–485.

- (22) Novikov, S. V.; Vannikov, A. V. Cluster Structure in the Distribution of the Electrostatic Potential in a Lattice of Randomly Oriented Dipoles. *J. Phys. Chem.* **1995**, *99*, 14573–14576.
- (23) Dunlap, D. H.; Parris, P. E.; Kenkre, V. M. Charge-Dipole Model for the Universal Field Dependence of Mobilities in Molecularly Doped Polymers. *Phys. Rev. Lett.* **1996**, *77*, 542–545.
- (24) Vissenberg, M. C. J. M.; Matters, M. Theory of the Field-Effect Mobility in Amorphous Organic Transistors. *Phys. Rev. B: Condens. Matter Mater. Phys.* **1998**, *57*, 12964–12967.
- (25) Nicolai, H. T.; Mandoc, M. M.; Blom, P. W. M. Electron Traps in Semiconducting Polymers: Exponential versus Gaussian Trap Distribution. *Phys. Rev. B: Condens. Matter Mater. Phys.* **2011**, *83*, 195204.
- (26) Bäessler, H. Charge Transport in Disordered Organic Photoconductors. A Monte Carlo Study. *Phys. Status Solidi B* **1993**, *175*, 15–56.
- (27) Novikov, S. V. Charge-Carrier Transport in Disordered Polymers. *J. Polym. Sci. B* **2003**, *41*, 2584–2594.
- (28) Novikov, S. V.; Vannikov, A. V. Hopping Charge Transport in Disordered Organic Materials: Where Is the Disorder? *J. Phys. Chem. C* **2009**, *113*, 2532–2540.
- (29) Nikitenko, V. R.; Saunina, A. Y.; Tyutnev, A. P.; Prezhdo, O. V. Analytic Modeling of Field Dependence of Charge Mobility and Applicability of the Concept of the Effective Transport Level to an Organic Dipole Glass. *J. Phys. Chem. C* **2017**, *121*, 7776–7781.
- (30) Dunlap, D. H.; Novikov, S. V. Charge transport in molecularly doped polymers: a catalog of correlated disorder arising from long-range interactions. *SPIE Proceedings* **1997**, *3144*, 80–91.

- (31) Rice, S. A. *Diffusion-Limited Reactions*; Elsevier: Amsterdam, 1985.
- (32) Hilczer, M.; Tachiya, M. Unified Theory of Geminate and Bulk Electron-Hole Recombination in Organic Solar Cells. *J. Phys. Chem. C* **2010**, *114*, 6808–6813.
- (33) Borsenberger, P. M.; Magin, E. H.; van der Auweraer, M.; de Schyver, F. C. The Role of Disorder on Charge-Transport in Molecularly Doped Polymers and Related Materials. *Phys. Status Solidi A* **1993**, *140*, 9–47.
- (34) Vannikov, A. V.; Kryukov, A. Y.; Tyurin, A. G.; Zhuravleva, T. S. Influence of the Medium Polarity on Electron Transport in Polymer Systems. *Phys. Status Solidi A* **1989**, *115*, K47–K51.
- (35) Young, R. H.; Rule, N. G. Electronic Hopping Velocities That Decrease as the Electric Field Strength Increases. *Phys. Rev. Lett.* **1994**, *72*, 388–391.
- (36) Kuik, M.; Koster, L. J. A.; Wetzelaer, G. A. H.; Blom, P. W. M. Trap-Assisted Recombination in Disordered Organic Semiconductors. *Phys. Rev. Lett.* **2011**, *107*, 256805.
- (37) Lee, C.-H.; Lee, J.-H.; Kim, K.-H.; Kim, J.-J. Unveiling the Role of Dopant Polarity in the Recombination and Performance of Organic Light-Emitting Diodes. *Adv. Funct. Mater.* **2018**, *28*, 1800001.
- (38) Novikov, S. Quadrupolar Glass as a Model for Charge Carrier Transport in Nonpolar Organic Materials. *Annalen der Physik* **2009**, *18*, 954–958.
- (39) Adriaenssens, G. J.; Arkhipov, V. I. Non-Langevin Recombination in Disordered Materials with Random Potential Distributions. *Solid State Commun.* **1997**, *103*, 541 – 543.
- (40) Arkhipov, V. I.; Adriaenssens, G. J. Kinetics of Low-Temperature Charge-Carrier Recombination in Disordered Hopping Systems. *J. Phys. Condens. Matter* **1997**, *9*, 6869–6876.

- (41) Juška, G.; Arlauskas, K.; Stuchlik, J.; Österbacka, R. Non-Langevin Bimolecular Recombination in Low-Mobility Materials. *J. Non-Cryst. Solids* **2006**, *352*, 1167 – 1171.
- (42) Deem, M.; Chandler, D. Classical Diffusion in Strong Random Media. *J. Stat. Phys.* **1994**, *76*, 911–927.
- (43) Novikov, S. V. Hopping Charge Transport in Amorphous Organic and Inorganic Materials with Spatially Correlated Random Energy Landscape. *Russ. J. Electrochem.* **2017**, *53*, 275–283.

Graphical TOC Entry

