

Representations for the largest Extension of a closure system

Karima Ennaoui* Khaled Maafa† Lhouari Nourine ‡

February 19, 2020

Abstract

We consider extension of a closure system on a finite set S as a closure system on the same set S containing the given one as a sublattice. A closure system can be represented in different ways, e.g. by an implicational base or by the set of its meet-irreducible elements. When a closure system is described by an implicational base, we provide a characterization of the implicational base for the largest extension. We also show that the largest extension can be handled by a small modification of the implicational base of the input closure system. This answers a question asked in [12]. Second, we are interested in computing the largest extension when the closure system is given by the set of all its meet-irreducible elements. We give an incremental polynomial time algorithm to compute the largest extension of a closure system, and left open if the number of meet-irreducible elements grows exponentially.

keywords Closure system, Lattice, Implicational base, Largest extension, Incremental polynomial enumeration algorithm.

1 introduction

An extension (weak-extension) of a closure system on a finite set S is a closure system on the same set S containing the given one as a sublattice (subset). Extensions of closure systems have been studied by several authors [1, 2, 5, 11] and it was established that every closure system has a largest extension. Motivated by the computation of the Guigues-Duquenne base (GD-base for short) for a closure system given by its set of meet-irreducible elements, Gély and Nourine [7] investigate the family of all closure systems on the same set having the same non-unitary implications in their GD-base. This family of closure systems is characterized by the addition of unitary implications to the GD-base. Given the set of

*Université Clermont-Auvergne, France, LIMOS, UMR 6158 CNRS

†Université de Bejaia, Unité de Recherche LaMOS. Faculté des Sciences Exactes, Algérie.

‡Université Clermont-Auvergne, France, LIMOS, UMR 6158 CNRS

meet-irreducible elements of a closure system, they provide a polynomial time algorithm to compute the maximal set of unitary implications that can be added by keeping the same set of non-unitary implications of the GD-base. They also characterize the set of meet-irreducible elements for the new closure system when such unitary implications are added to its GD-base. Clearly the new closure system has a smaller number of closed sets and meet-irreducible elements than the given one, and thus accelerate existing algorithms (e.g; Next-closure [4]) for computing the GD-base from the set of meet-irreducible elements. It is worth noticing that an extension of a closure system can be obtained from its GD-base by removing one or more unitary implications from the basis. Ganter and Reppe [5] show that an extension of a closure system can be described by the non-unitary implications. They also characterize the lattice of all extensions of a closure system and show that it corresponds to an interval in the lattice of all closure systems.

Motivated by join-semidistributive lattices and convex geometry embedding, Adaricheva and Nation [1, 2] provide a construction which yields the largest extension. It has been observed in [12] that the direct use of the characterization of the largest extension given in [1] leads to an exponential time algorithm for building the largest extension of a closure system, since one has to check a condition for every element of every subset of the universe. Thus, the main motivation of the present paper is to study different representations for the largest extension of a given closure system. However, computing meet-irreducible sets representation of the largest extension has remained a challenging task.

Our contribution in the present paper consists in giving an efficient algorithm for computing a representation of the largest extension of a closure system. We consider that the input closure system is either described by any implicational base or its set of meet-irreducible elements. When a closure system is described by an implicational base, we give a characterization of an implicational base for the largest extension. It uses a smaller number of implications than the input. This answers a question asked in [12].

Second, when the closure system is given by the set of all its meet-irreducible elements, we give an incremental polynomial time algorithm to compute the set of meet-irreducible elements of the largest extension of a closure system. We left open if the number of meet-irreducible elements of the largest extension grows exponentially in the number of meet-irreducible elements of the input closure system.

2 Preliminaries

The objects considered in this paper are supposed finite. We refer to [6, 8] for more details on posets and lattices.

Closure system A closure system over a finite set S is a family \mathbb{F} of subsets over S , containing S and closed under intersection. The elements in \mathbb{F} are called closed sets. A

closure operator Φ is a map from and to the powerset of S , satisfying that Φ is extensive ($X \subseteq \Phi(X)$), increasing (if $X \subseteq Y$ then $\Phi(X) \subseteq \Phi(Y)$) and idempotent ($\Phi(\Phi(X)) = \Phi(X)$). When $\Phi(X) = X$, then X is called Φ -closed set. The family of Φ -closed sets is a closure system. It is well known that closure operators are in one-to-one correspondence with closure systems. Moreover, a closure system ordered under set-inclusion (\mathbb{F}, \subseteq) is a lattice.

There are numerous ways to represent a closure system such as implicational bases or meet-irreducible sets in \mathbb{F} .

Implicational base An implicational base Σ over S is defined by a set of implications or rules $L \rightarrow R$ with $(L, R) \in 2^S \times 2^S$. The Σ -closure of a set $X \subseteq S$ is the smallest set denoted by X^Σ containing X and verifying for every $L \rightarrow R \in \Sigma$ that if $L \subseteq X^\Sigma$ then $R \subseteq X^\Sigma$. The set of all Σ -closed sets form a closure system \mathbb{F} over S . Many equivalent implicational bases yield to a same closure system. For example, the Guigues-Duquenne implicational base (GD-base for short) [9] is among implicational bases that contain minimum number of implications. Given an implicational base Σ , we will identify the closure operator Φ with the Σ -closure of X , i.e. $\Phi(X) = X^\Sigma$.

Meet-irreducible sets The meet-irreducible sets of a closure system \mathbb{F} is the smallest subset $\mathbb{M} \subseteq \mathbb{F}$, such that any closed set $F \neq S$ of \mathbb{F} is the intersection of a subset of \mathbb{M} . In other words, a set M is a meet-irreducible of \mathbb{F} if and only if for every of X and Y in \mathbb{F} we have: $M = X \cap Y$ implies that $M = X$ or $M = Y$.

Covering relation Let F and F' in \mathbb{F} such that $F \subset F'$. We say that F' covers F if for any $F'' \in \mathbb{F}$ with $F \subset F'' \subseteq F'$ then $F' = F''$. Note that a closed set is a meet-irreducible set in \mathbb{F} if and only if it has a unique cover in \mathbb{F} denoted by F^* .

Closure system Extension The extension of a closure system \mathbb{F} is a closure system containing \mathbb{F} as a subset. Among all possible extensions of a closure system, we will distinguish those that preserve the sublattice property (the closure of any two closed sets in \mathbb{F} remains unchanged in the extension). A reader can be referred to [1, 2] for other properties that can be preserved by extensions such as join-semidistributivity or convex geometry.

Definition 1. Let \mathbb{F}, \mathbb{F}' be two closure systems and their respectively corresponding closure operators Φ, Φ' . We say that \mathbb{F}' is an **extension** of \mathbb{F} if $\mathbb{F} \subseteq \mathbb{F}'$ and for every F_1 and F_2 in \mathbb{F} , $\Phi(F_1 \cup F_2) = \Phi'(F_1 \cup F_2)$.

Let $\mathcal{C}(S)$ be the set of all closure systems over a finite set S . It is well known that $(\mathcal{C}(S), \subseteq)$ is a lattice [3]. The set of all extensions of a closure system \mathbb{F} is an interval in $\mathcal{C}(S)$ [1]. So, every closure system \mathbb{F} over S has a unique largest extension \mathbb{F}_{max} . This largest

extension has been characterized in [1] by the following property: $F \subseteq S$ is in \mathbb{F}_{max} if and only if for any $A \subseteq S$ we have:

$$(\forall a \in A, \Phi_{max}(a) \subseteq F) \Rightarrow \Phi_{max}(A) \subseteq F.$$

Note that the verification of this property can take an exponential time, since it invokes every subset $A \subseteq S$.

Notation We consider in the rest of this paper:

- A closure system \mathbb{F} over a finite set S , either described by its implicational base Σ or its meet-irreducible sets $\mathbb{M} \subseteq \mathbb{F}$. In both cases, we use a closure operator Φ corresponding to the closure system \mathbb{F} defined for any $X \subseteq S$ by: either $\Phi(X) = X^\Sigma$ if Σ is given, or $\Phi(X) = \bigcap \{M \in \mathbb{M} \mid X \subseteq M\}$ when \mathbb{M} is given.
- We denote by U_Φ the subset $\{x \in S \mid \Phi(x) \neq \{x\}\}$. For each $x \in U_\Phi$, $\Phi_*(x)$ denotes the set $\Phi(x) \setminus \{x\}$. It is worth noticing that $\Phi_*(x)$ is not closed, whenever there are $x, y \in S$ with $\Phi(x) = \Phi(y)$.
- $\Sigma_u = \{x \rightarrow \Phi(x), x \in U_\Phi\}$ is a subset of Σ , and each implication in Σ_u is called unitary. Let $\Sigma_{nu} = \Sigma \setminus \Sigma_u$ the set of non-unitary implications, verifying each $|L| > 1$. We denote \mathbb{F}_u (respectively \mathbb{F}_{nu}) and Φ_u (respectively Φ_{nu}) the closure system and closure operator corresponding to Σ_u (respectively Σ_{nu}).

For the sake of readability, when it is not confusing we use x instead of $\{x\}$, for example $\Phi(x)$ instead of $\Phi(\{x\})$.

3 Implicational base of the largest extension

Given a closure system \mathbb{F} by an implicational base Σ over a finite set S . We give a necessary and sufficient condition for the implicational base of the largest extension of \mathbb{F} .

The following lemma shows that any closure system not containing the empty set cannot correspond to a largest extension. In other words, the largest extension must contain the empty set.

Lemma 1. *Any implicational base Σ for the largest extension cannot contain an implication $L \rightarrow R$ with $L = \emptyset$.*

Proof: Let Σ be an implicational base of the largest extension of a closure system. Suppose that Σ contains an implication $L \rightarrow R$ with $L = \emptyset$. We show that \mathbb{F}_Σ is not the largest extension. Then any closed set contains $\Phi(\emptyset) \neq \emptyset$ whenever $R \neq \emptyset$. Thus adding the empty set is still an extension which contradicts the fact that is the largest. \square

Now we show that the largest extension is atomistic, i.e. it cannot contain a unitary implication.

Lemma 2. *Any implicational base Σ for the largest extension cannot contain a unitary implication $x \rightarrow R$ for some $x \in S$.*

Proof: Indeed, adding the set $\{x\}$ to \mathbb{F} is still an extension, since $\{x\}$ cannot be the closure of two closed sets. \square

Thus, to obtain the largest extension we eliminate all unitary implications from the original closure system's base Σ , with Σ respecting certain conditions which necessity is illustrated in the following example.

First, consider $\Sigma^1 = \{ab \rightarrow c, c \rightarrow d\}$. Then $\Sigma_{nu}^1 = \{ab \rightarrow c\}$ and $\Sigma_u^1 = \{c \rightarrow d\}$. The set $\{a, b, c, d\} = \Phi^1(\{a\} \cup \{b\}) \neq \Phi_{nu}^1(\{a\} \cup \{b\}) = \{a, b\}^{\Sigma_{nu}^1} = \{a, b, c\}$. So \mathbb{F}_{nu}^1 is not an extension of \mathbb{F}^1 , the closure of the closed sets $\{a\}$ and $\{b\}$ has changed, i.e. the lattice (\mathbb{F}, \subseteq) is not a sublattice of $(\mathbb{F}^1, \subseteq)$.

Second, let $\Sigma^2 = \{ab \rightarrow c, b \rightarrow d\}$. We have $\Sigma_{nu}^2 = \{ab \rightarrow c\}$ and $\Sigma_u^2 = \{b \rightarrow d\}$. However, $\mathbb{F}_{nu}^2 \cup \{a, b\}$ is a strict extension of \mathbb{F}_{nu}^2 and \mathbb{F}^2 , and therefore \mathbb{F}_{nu}^2 is not the largest extension of \mathbb{F}^2 .

In theorem 1, we give a necessary and sufficient condition for implicational base that represents the largest extension. An implicational base Σ is said *ideal-closed* if for any $L \rightarrow R \in \Sigma$, $\Phi_{nu}(L)$ is Σ_u -closed.

Theorem 1. *Let Σ be an implicational base for a closure system \mathbb{F} . Then Σ_{nu} is an implicational base of the largest extension \mathbb{F}_{max} if and only if Σ is ideal-closed and for every $L \rightarrow R$ and $x \in L$, $\Phi_*(x) \subseteq \Phi_{nu}(L \setminus \{x\})$.*

Proof:

First, suppose that Σ_{nu} is an implicational base of the largest extension \mathbb{F}_{max} and does not satisfy one of the conditions of the theorem.

We distinguish two cases:

1. Σ_{nu} is not ideal-closed. Then, there exists $L \rightarrow R$ in Σ_{nu} such that $\Phi_{nu}(L)$ is not Σ_u -closed. We suppose that $L \rightarrow R$ is not trivial¹, i.e. $R \not\subseteq L$, otherwise it can be dropped from Σ_{nu} . We distinguish two cases: (a) There are two maximal closed sets $F_1 \neq F_2$ with $F_1 \cup F_2 \subseteq \Phi_{nu}(L)$, then $\Phi_{nu}(F_1 \cup F_2) \neq \Phi(F_1 \cup F_2)$ since $\Phi_{nu}(L)$ is not Σ_u -closed. This contradicts that \mathbb{F}_{nu} is an extension of F ; (b) There exists a unique maximal closed set $F_L \in \mathbb{F}$ that verifies $F_L \subseteq \Phi_{nu}(L)$. Then, for two maximal closed set $F_1 \neq F_2$ with $F_1 \cup F_2 \subseteq L$, we have $F_1 \cup F_2 \subseteq F_L$ and thus $\Phi(F_1 \cup F_2) \subseteq F_L$. Hence, adding L to \mathbb{F}_{nu} is still an extension since $F_L \neq L$. This contradicts that \mathbb{F}_{nu} is the largest extension of F .

¹Removing trivial implication does not change the closure system

2. Exists $L \rightarrow R \in \Sigma_{nu}$ and $x \in L$ verifying $\Phi_*(x) \not\subseteq \Phi_{nu}(L \setminus \{x\})$. This implies that $\Phi(x) \neq \{x\}$. Let $K = \{x\} \cup \Phi_{nu}(L \setminus \{x\})$, we prove that $K \notin \mathbb{F}_{nu}$ and yet $K \in \mathbb{F}_{max}$.

First, note that since Σ is ideal closed and $x \in L$, then $\Phi_*(x) \subseteq \Phi_{nu}(L)$. And since $L \subseteq K$ then $\Phi_*(x) \subseteq \Phi_{nu}(L) \subseteq \Phi_{nu}(K)$. However, the hypothesis assumes that $\Phi_*(x) \not\subseteq K$. Therefore $K \neq \Phi_{nu}(K)$, equivalently K is not in \mathbb{F}_{nu} .

Second, for every F_1 and F_2 in \mathbb{F} , $(F_1 \cup F_2) \subseteq K$ implies that $(F_1 \cup F_2) \subseteq \Phi_{nu}(L \setminus \{x\})$ or $x \in (F_1 \cup F_2)$. However, since $\Phi(x) \not\subseteq K$ then $\Phi(x) \not\subseteq (F_1 \cup F_2)$, which implies $x \notin (F_1 \cup F_2)$. We conclude that for every F_1 and F_2 in \mathbb{F} , $(F_1 \cup F_2) \subseteq K$ implies that $(F_1 \cup F_2) \subseteq \Phi_{nu}(L \setminus \{x\})$. We recall that $\{x\}$ is not in \mathbb{F} . Hence, adding K to \mathbb{F}_{nu} is still an extension of \mathbb{F} . This contradicts that \mathbb{F}_{nu} is the largest extension of \mathbb{F} .

Conversely, suppose that Σ_{nu} is ideal-closed, where every $L \rightarrow R$ verifies $\Phi_*(x) \subseteq \Phi_{nu}(L \setminus \{x\})$ for each $x \in L$. We prove that \mathbb{F}_{nu} is the largest extension of \mathbb{F} . First, we prove that \mathbb{F}_{nu} is an extension of \mathbb{F} and then it is the largest one.

First, we show that \mathbb{F}_{nu} is an extension of \mathbb{F} :

1. $\mathbb{F} \subseteq \mathbb{F}_{nu}$; Every closed set $F \in \mathbb{F}$ is also Σ_{nu} -closed, and therefore $F \in \mathbb{F}_{nu}$.
2. For every $X \neq Y$ in \mathbb{F} , $\Phi(X \cup Y) = \Phi_{nu}(X \cup Y)$.

Assume $\Sigma_{nu} = \{L_1 \rightarrow R_1, \dots, L_n \rightarrow R_n\}$, and recall the set closure algorithm of a subset $Z \subseteq S$ by an implicational base. There exists a sequence of k implications

$$Z = Z_0 \xrightarrow{L_1 \rightarrow R_1} Z_1 = Z_0 \cup R_1 \rightarrow \dots \rightarrow Z_{k-1} \xrightarrow{L_k \rightarrow R_k} Z_k = Z_{k-1} \cup R_k = \Phi_{nu}(Z)$$

Obtained by iteratively applying the closure of an implication $L_i \rightarrow R_i$ in to the current set Z_{i-1} , until it is closed. This implies that $\Phi_{nu}(X \cup Y) = (X \cup Y) \cup (\bigcup_{1 \leq i \leq k} R_i)$.

We prove that $\Phi_{nu}(X \cup Y)$ is Σ_u -closed, i.e. for any $a \in \Phi_{nu}(X \cup Y)$, $\Phi(a) \subseteq \Phi_{nu}(X \cup Y)$. We have two cases: (1) $x \in X \cup Y$ and then $\Phi(a) \subseteq X \cup Y$ since X and Y are Σ_u -closed, (2) $x \in \Phi_{nu}(X \cup Y) \setminus (X \cup Y)$. Then exists $x \in R_i$ for some implication $L_i \rightarrow R_i \in \Sigma_{nu}$. Since Σ_{nu} is ideal-closed, we have $\Phi(a) \subseteq \Phi_{nu}(L_i)$ and then $\Phi(a) \subseteq \Phi_{nu}(X \cup Y)$.

Since $\Phi_{nu}(X \cup Y)$ is Σ_{nu} -closed, we conclude that $\Phi_{nu}(X \cup Y)$ is Σ -closed. Hence, $\Phi(X \cup Y) = \Phi_{nu}(X \cup Y)$.

Second, \mathbb{F}_{nu} is the largest extension of \mathbb{F} , i.e. $\mathbb{F}_{max} \subseteq \mathbb{F}_{nu}$:

Suppose that $\mathbb{F}_{max} \setminus \mathbb{F}_{nu} \neq \emptyset$. Let F be a minimal element in $\mathbb{F}_{max} \setminus \mathbb{F}_{nu}$. Since $F \notin \mathbb{F}_{nu}$, then the implications subset $\Sigma_{nu} = \{L' \rightarrow R' \in \Sigma_{nu} \mid L' \subseteq F \text{ and } R' \not\subseteq F\}$ is not empty. Let $L \rightarrow R$ be an implication in Σ_{nu} with L is minimal, i.e. for every $L' \rightarrow R'$ in Σ_{nu} , $L' \not\subseteq L$. We distinguish two cases:

- $F \not\subseteq \Phi(L)$: We have F and $\Phi(L)$ are both in \mathbb{F}_{max} , then $K = F \cap \Phi(L)$ is in \mathbb{F}_{max} . However $L \subseteq K$ and $R \not\subseteq K$. Hence, K is in $\mathbb{F}_{max} \setminus \mathbb{F}_{nu}$ and $K \subset F$. This contradicts the fact that F is minimal in $\mathbb{F}_{max} \setminus \mathbb{F}_{nu}$.
- $F \subseteq \Phi(L)$: we distinguish two cases (1) $\Phi_u(L) \subseteq F \subset \Phi(L)$, in this case we have $\Phi_u(L) = \bigcup_{x \in L} \Phi(x)$ and $\Phi_{max}(\bigcup_{x \in L} \Phi(x)) \subseteq F \subset \Phi(\bigcup_{x \in L} \Phi(x) = \Phi(L))$. Hence, $\Phi_{max}(\bigcup_{x \in L} \Phi(x)) \neq \Phi(\bigcup_{x \in L} \Phi(x))$. This contradicts the fact that \mathbb{F}_{max} is an extension of \mathbb{F} . (2) $L \subseteq F \subset \Phi_u(L)$. Since $\Phi_u(L) \not\subseteq F$, then there exists $x \in L$ with $\Phi_*(x) \not\subseteq F$. We recall that for every $x \in L$, $\Phi_*(x) \subseteq \Phi_{nu}(L \setminus \{x\})$. This means that there exists $L' \rightarrow R'$ in Σ_{nu} with $L' \subset (L \setminus \{x\}) \subset F$ and $R' \not\subseteq F$. This contradicts the fact that L is minimal in Σ_{nu} .

We conclude that $\mathbb{F}_{max} = \mathbb{F}_{nu}$. \square

Based on theorem 1, we deduce that recognizing if Σ_{nu} corresponds to the largest extension can be done in polynomial time.

Corollary 1. *Given an implicational base Σ , we can check in polynomial time if Σ_{nu} corresponds to the largest extension.*

Proof: It suffices to check conditions in theorem 1, where computing the closure of a set can be done in polynomial time [10]. \square

4 Approach for computing the largest extension

Recall that the implicational base of the largest extension does not contain implications with a premise empty or singleton, see lemmas 1 and 2. Theorem 2 describes each iteration, where we drop a unitary implication from Σ and generate the new added closed sets. Compliantly to theorem 1, we suppose that Σ_{nu} is ideal-closed and for every implication $L \rightarrow R$ in Σ_{nu} and for every $x \in L$, $\Phi_*(x) \subseteq \Phi_{nu}(L \setminus \{x\})$.

Let x be an element in U_Φ , we note in the following (see figure 1): $\Delta_x(\mathbb{F}) = \{F \in \mathbb{F} \mid \Phi_*(x) \not\subseteq F\}$, $\Delta_x^c(\mathbb{F}) = \{F \cup \{x\} \mid F \in \Delta_x(\mathbb{F})\}$, $\mathbb{F}_{\bar{x}} = \mathbb{F} \cup \Delta_x(\mathbb{F})$ and $\Sigma_{\bar{x}} = \Sigma \setminus \{x \rightarrow \Phi(x)\}$ and denote $\Phi_{\bar{x}}$ its closure operator.

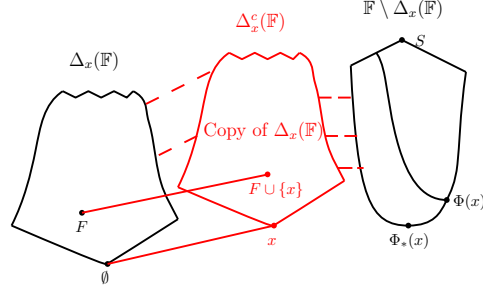


Figure 1: *Decomposition of closed sets of $\mathbb{F}_{\bar{x}}$*

We prove in theorem 2 that $\mathbb{F}_{\bar{x}}$ is a closure system, an extension of \mathbb{F} and $\Sigma_{\bar{x}}$ is its implicational base.

Theorem 2. *Let Σ be an implicational base satisfying conditions of theorem 1, and x be an element in U_{Φ} . Then:*

1. $\mathbb{F}_{\bar{x}} = \mathbb{F} \cup \Delta_x^c(\mathbb{F})$ is a closure system.
2. $\mathbb{F}_{\bar{x}}$ is an extension of \mathbb{F} .
3. $\Sigma_{\bar{x}}$ is an implicational base of $\mathbb{F}_{\bar{x}}$.

Proof:

1. Let F_1 and F_2 be two sets in $\mathbb{F}_{\bar{x}}$, we prove that $F_1 \cap F_2$ is in $\mathbb{F}_{\bar{x}}$. If F_1 and F_2 in \mathbb{F} , then $F_1 \cap F_2$ is in $\mathbb{F} \subseteq \mathbb{F}_{\bar{x}}$. Now suppose F_1, F_2 are in $\Delta_x^c(\mathbb{F})$. Then $F_1 \setminus \{x\}$ and $F_2 \setminus \{x\}$ are in \mathbb{F} . Since the intersection $F_1 \setminus \{x\}$ and $F_2 \setminus \{x\}$ does not contain $\Phi_*(x)$, then $F_1 \cap F_2$ is in $\Delta_x^c(\mathbb{F}) \subseteq \mathbb{F}_{\bar{x}}$. Finally, suppose $F_1 \in \mathbb{F}$ and $F_2 \in \Delta_x^c(\mathbb{F})$. We have two cases :
 - $x \notin F_1$ then $F_1 \cap F_2 = F_1 \cap (F_2 \setminus \{x\})$ is in \mathbb{F} .
 - $x \in F_1$ then $F_1 \cap (F_2 \setminus \{x\})$ is in \mathbb{F} . Moreover $F_1 \cap (F_2 \setminus \{x\})$ does not contain $\Phi_*(x)$, and hence $F_1 \cap F_2 \in \Delta_x^c(\mathbb{F})$.
2. We prove that the closure of $F_1 \cup F_2$ is preserved for F_1 and F_2 in \mathbb{F} . Let F be the closure of $F_1 \cup F_2$ in $\mathbb{F}_{\bar{x}}$. If $\Phi_*(x)$ is a subset of F_1 or F_2 then F contains $\Phi_*(x)$ and thus by definition of $\mathbb{F}_{\bar{x}}$ F belongs to \mathbb{F} . If $\Phi_*(x)$ is not a subset of F_1 and F_2 then F_1 and F_2 do not contain x . Suppose that F is in $\Delta_x^c(\mathbb{F})$. By definition $\Delta_x^c(\mathbb{F})$, $F \setminus \{x\} \in \mathbb{F}$ which is a contradiction, since $F_1 \cup F_2 \subseteq F \setminus \{x\} \in \mathbb{F}$.

3. We prove that $\Sigma_{\bar{x}} = \Sigma \setminus \{x \rightarrow \Phi(x)\}$ is the implicational base of $\mathbb{F}_{\bar{x}}$, i.e. for every $F \subseteq S$, $F \in \mathbb{F}_{\bar{x}}$ if and only if F is $\Sigma_{\bar{x}}$ -closed.

First, let F be in $\mathbb{F}_{\bar{x}}$. If $F \in \mathbb{F}$ then F is Σ -closed and then $\Sigma_{\bar{x}}$ -closed. Now suppose that $F \in \Delta_x^c(\mathbb{F})$. Thus $F' = (F \setminus x) \in \mathbb{F}$ and F' is $\Sigma_{\bar{x}}$ -closed. Now let $L \rightarrow R \in \Sigma_{\bar{x}}$ with $L \subseteq F$. We distinguish two cases:

- $x \in L$: since $L \rightarrow R$ is in $\Sigma_{\bar{x}} = \Sigma \setminus \{x \rightarrow \Phi(x)\}$ and $x \in L$, then $L \neq \{x\}$. Therefore $L \rightarrow R$ is non-unitary implication that contains x . We recall that $\Sigma_{nu} \subseteq \Sigma_{\bar{x}}$ is ideal closed. Thus, $\Phi_*(x)$ is a subset of $L^{\Sigma_{\bar{x}}} \subseteq F$, which contradicts the fact that $\Phi_*(x) \not\subseteq F$ by definition of $\Delta_x^c(\mathbb{F})$.
- $x \notin L$: then we have $L \subseteq F'$, and since F' is Σ -closed then R is a subset of F' and therefore of $R \subseteq F$.

Second, suppose that F is $\Sigma_{\bar{x}}$ -closed. We prove that F is either in \mathbb{F} or in $\Delta_x^c(\mathbb{F})$. We distinguish the following cases:

- $\Phi_*(x) \subseteq F$: Then F satisfies $x \rightarrow \Phi(x)$, and thus F is Σ -closed.
- $\Phi_*(x) \not\subseteq F$: We consider $F' = F \setminus \{x\}$. Let $L \rightarrow R$ in $\Sigma_{\bar{x}}$ with $L \subseteq F' \subseteq F$. Then $\Phi_{\bar{x}}(L) \subseteq F$. Note that if $x \in L^{\Sigma_{\bar{x}}}$, then $\Phi_*(x) \subseteq \Phi_{\bar{x}}(L) \subseteq F$ (because $\Sigma_{nu} \subseteq \Sigma_{\bar{x}}$), and since $\Phi_*(x) \not\subseteq F$ then $x \notin \Phi_{\bar{x}}(L)$. We conclude that $R \subseteq \Phi_{\bar{x}}(L) \subseteq F'$. Hence, F' is $\Sigma_{\bar{x}}$ -closed and since $x \notin F'$ then F' is Σ -closed. Therefore, F is in $\Delta_x^c(\mathbb{F})$.

We conclude that F is in $\mathbb{F}_{\bar{x}}$ if and only if it is $\Sigma_{\bar{x}}$ -closed. \square

In [5], it is shown that the lattice of all extensions is an interval of the lattice of all closure systems, and thus it is a convex geometry. It follows that any permutation of $U_{\Phi} = \{x_1, \dots, x_k\}$ corresponds to a path from \mathbb{F} to \mathbb{F}_{max} . This justifies that the order of removing the unitary implications is an invariant.

Let Φ be a closure operator over a finite set S , \mathbb{F} be its corresponding closure system and $U_{\Phi} = \{x_1, \dots, x_k\}$. We define the recursively composed closure operator $\Phi_{\bar{i}}$ corresponding to $\mathbb{F}_{\bar{i}}$ after removing the i^{th} first unitary implications $\{x_j \rightarrow \Phi(x_j) | 1 \leq j \leq i\}$. Using this notation $\Phi_{\bar{0}}$ corresponds to $\mathbb{F}_{\bar{0}} = \mathbb{F}$ and $\Phi_{\bar{k}}$ corresponds to $\mathbb{F}_{\bar{k}} = \mathbb{F}_{max}$.

Corollary 2. *Let Φ be a closure operator over a finite set S , \mathbb{F} be its corresponding closure system and $U_{\Phi} = \{x_1, \dots, x_k\}$. Then $\mathbb{F}_{\bar{k}}$ is the largest extension of \mathbb{F} .*

Proof: By theorem 2, we deduce that $\mathbb{F}_{\bar{k}}$ is an extension of \mathbb{F} , and theorem 1 proves that removing all unitary implications yields a maximal extension. Thus $\mathbb{F}_{\bar{k}} = \mathbb{F}_{max}$. \square

The following example illustrates the strategy for building the largest extension of a closure system.

Example 1. Consider the closure system $\mathbb{F} = \{\emptyset, a, b, ac, ad, abcd\}$ pictured in Figure 2(a) as a lattice. Its implicational base is $\Sigma = \{c \rightarrow a, d \rightarrow a, ab \rightarrow cd, acd \rightarrow b\}$ and $U_{\Phi} = \{c, d\}$. Figure 2(b) shows the extension $\mathbb{F}_{\bar{c}}$ when removing $c \rightarrow a$ and Figure 2(c) shows the largest extension of \mathbb{F} when removing both $c \rightarrow a$ and $d \rightarrow a$. We can verify that its implicational base is $\Sigma = \{ab \rightarrow cd, acd \rightarrow b\}$.

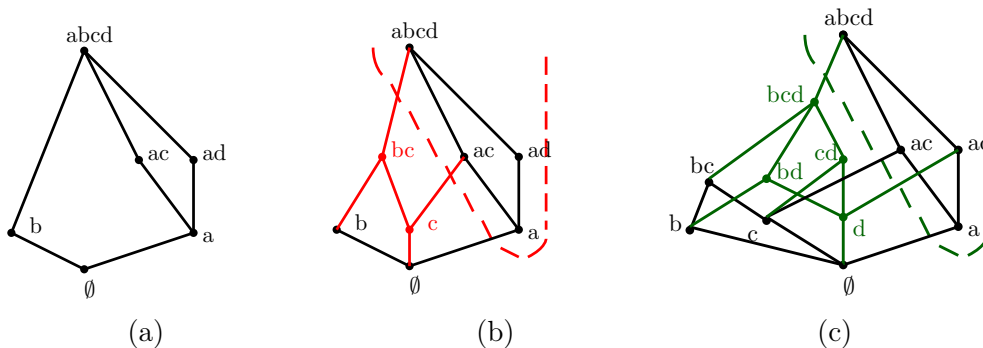


Figure 2: Successive applications of theorem 2 to compute the largest extension

5 Meet irreducible sets of the largest extension

According to theorem 2, given $x \in U_{\Phi}$ then any closed set $F \in \Delta_x(\mathbb{F})$ yields a new element $F \cup \{x\} \in \Delta_x^c(\mathbb{F})$. Thus meet-irreducible elements of $\mathbb{F}_{\bar{x}}$ are either in \mathbb{M} or in $\Delta_x^c(\mathbb{F})$. Since $\Delta_x^c(\mathbb{F})$ is a copy of $\Delta_x(\mathbb{F})$, then any meet-irreducible F in $\Delta_x^c(\mathbb{F})$, $F \setminus \{x\}$ has at most one cover in $\Delta_x(\mathbb{F})$. Thus, to obtain meet-irreducible sets in $\Delta_x^c(\mathbb{F})$, we need to locate closed sets that have at most one cover in $\Delta_x(\mathbb{F})$.

In this section we will give a characterization of meet-irreducible elements in \mathbb{M} that remain meet-irreducible in $\mathbb{F}_{\bar{x}}$, and the new meet-irreducible elements in $\Delta_x^c(\mathbb{F})$. Given $x \in U_{\Phi}$, we define a partition of $\mathbb{M}_{\mathbb{F}}$ (see figure 3 where \mathbb{F} is pictured as a lattice) as follows.

- \mathbb{M}^1 are meet-irreducible sets that contain $\Phi(x)$;
- \mathbb{M}^2 are meet-irreducible sets that contain $\Phi_*(x)$ but not x ;
- \mathbb{M}^3 are meet-irreducible sets that are covered by closed sets containing x , i.e. $M \in \mathbb{M}^3$ if and only if for any $a \in S \setminus M$, $\Phi(M \cup a)$ contains x and thus $\Phi(x)$.
- \mathbb{M}^4 are meet-irreducible sets that are covered by closed sets containing $\Phi_*(x)$ but not x , i.e. $M \in \mathbb{M}^4$ if and only if exists $a \in S \setminus M$, $\Phi(M \cup a)$ contains $\Phi_*(x)$ but not x .
- \mathbb{M}^5 are meet-irreducible sets that do not contain $\Phi_*(x)$ and are not in $\mathbb{M}^3 \cup \mathbb{M}^4$.

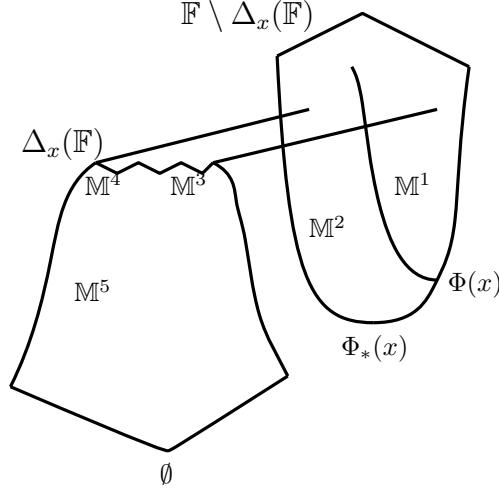


Figure 3: Partition of meet-irreducible sets of \mathbb{F} relative to $x \in U_\Phi$

Example 2. The meet-irreducible sets of the closure system in figure 2(a) are $\mathbb{M} = \{\{b\}, \{a, c\}, \{a, d\}\}$. The Partition relative to c of \mathbb{M} is $\mathbb{M}^1 = \{\{a, c\}\}$, $\mathbb{M}^2 = \{\{a, d\}\}$, $\mathbb{M}^3 = \{\{b\}\}$ and $\mathbb{M}^4 = \mathbb{M}^5 = \emptyset$.

Corollary 3. Meet-irreducible elements of $\mathbb{F}_{\bar{x}}$ are either meet-irreducible in \mathbb{F} or are in $\Delta_x^c(\mathbb{F})$.

Proof: If a closed set $F \in \mathbb{F}$ has two covers in \mathbb{F} then it has at least two covers in $\mathbb{F}_{\bar{x}}$. \square

The following properties describe meet-irreducible sets of \mathbb{F} that remain meet-irreducible in the extension $\mathbb{F}_{\bar{x}}$.

Proposition 1. Let $F \in \mathbb{M}_{\mathbb{F}}$. Then F is a meet-irreducible in $\mathbb{F}_{\bar{x}}$ if and only if $F \in (\mathbb{M}^1 \cup \mathbb{M}^2 \cup \mathbb{M}^3)$.

Proof: Let $F \in \mathbb{M}_{\mathbb{F}}$ be a meet-irreducible in $\mathbb{F}_{\bar{x}}$, and suppose $F \notin (\mathbb{M}^1 \cup \mathbb{M}^2 \cup \mathbb{M}^3)$. Then $F \in (\mathbb{M}^4 \cup \mathbb{M}^5)$. This means that the unique cover of F in \mathbb{F} does not contain x . Moreover $F \cup \{x\}$ is also a cover of F in $\mathbb{F}_{\bar{x}}$, which means that F has at least two covers in $\mathbb{F}_{\bar{x}}$. This is a contradiction.

Conversely suppose $F \in (\mathbb{M}^1 \cup \mathbb{M}^2 \cup \mathbb{M}^3)$. We show that F has a unique cover in $\mathbb{F}_{\bar{x}}$ and thus remains meet-irreducible. If F is in $\mathbb{M}^1 \cup \mathbb{M}^2$, it implies that F contains $\Phi_*(x)$ and thus is still having one cover in $\mathbb{F}_{\bar{x}}$. If $F \in \mathbb{M}^3$ then $\Phi(M \cup x)$ is the unique cover of F and it contains $\Phi(x)$. Thus $F \cup \{x\} \in \Delta_x^c(F)$ and $F \subseteq F \cup \{x\} \subseteq \Phi(M \cup \{x\})$. Thus $\Phi(M \cup \{x\})$

is the unique cover of $F \cup \{x\}$ in $\mathbb{F}_{\bar{x}}$. Since F is a meet-irreducible in \mathbb{F} then $F \cup \{x\}$ is the unique cover of F in $\mathbb{F}_{\bar{x}}$. \square

Notice that if $F \in \Delta_x^c(\mathbb{F})$ is a new meet-irreducible in $\mathbb{F}_{\bar{x}}$, then $F \setminus \{x\}$ must have at most one cover in $\Delta_x(\mathbb{F})$. There are two kinds for such meet-irreducible sets, those for which $F \setminus \{x\}$ is a meet-irreducible in \mathbb{F} and those for which $F \setminus \{x\}$ is not, denoted by \mathbb{M}^6 .

$\mathbb{M}^6 = \{F \in \Delta_x(\mathbb{F}) \mid F \notin \mathbb{M}_{\mathbb{F}}, F' \text{ is the unique cover of } F \text{ in } \Delta_x(\mathbb{F}), \Phi(F \cup \{x\}) = \Phi(F' \cup \{x\})\}$.

Example 3. *The Partition relative to d of \mathbb{M}_c of the closure system in figure 2(b) is $\mathbb{M}^1 = \{\{a, d\}\}$, $\mathbb{M}^2 = \{\{a, c\}\}$, $\mathbb{M}^3 = \{\{b, c\}\}$, $\mathbb{M}^4 = \emptyset$, $\mathbb{M}^5 = \{\{b\}\}$ and $\mathbb{M}^6 = \{\{c\}\}$. Thus $\{c, d\}$ is a new meet-irreducible in $\Delta_d^c(\mathbb{F}_{\bar{c}})$ as shown in figure 2(c).*

Proposition 2. *Let $F \in \Delta_x^c(\mathbb{F})$. Then F is a meet-irreducible in $\mathbb{F}_{\bar{x}}$ if and only if $F \setminus \{x\}$ is in $\mathbb{M}^3 \cup \mathbb{M}^4 \cup \mathbb{M}^5 \cup \mathbb{M}^6$.*

Proof: Let $F \in \Delta_x^c(\mathbb{F})$ be a meet-irreducible in $\mathbb{F}_{\bar{x}}$. Then $F \setminus \{x\} \in \Delta_x(\mathbb{F})$ and has at most one cover in $\Delta_x(\mathbb{F})$ otherwise F will have two covers in $\Delta_x^c(\mathbb{F})$ and thus is not a meet-irreducible in $\mathbb{F}_{\bar{x}}$. Suppose $F \setminus \{x\}$ is not in $\mathbb{M}^3 \cup \mathbb{M}^4 \cup \mathbb{M}^5$ and F' the unique cover of $F \setminus \{x\}$ in $\Delta_x(\mathbb{F})$. Since F is a meet-irreducible then its unique cover is $F' \cup \{x\}$ and thus any closed set that contain F contains also $F' \cup \{x\}$. Hence $\Phi(F) = \Phi(F' \cup \{x\})$ and $F \in \mathbb{M}^6$.

Conversely, suppose $F \setminus \{x\}$ is in $\mathbb{M}^3 \cup \mathbb{M}^4 \cup \mathbb{M}^5 \cup \mathbb{M}^6$. We have the following cases:

1. $F \setminus \{x\} \in \mathbb{M}^3 \cup \mathbb{M}^4$: Suppose F has two covers F_1 and F_2 in $\mathbb{F}_{\bar{x}}$. Thus $\Phi(F) \subseteq F_1$ and $\Phi(F) \subseteq F_2$ and then $\Phi(F) \subseteq F_1 \cap F_2$. Since $F_1 \cap F_2 \in \mathbb{F}_{\bar{x}}$ then F_1 and F_2 are not covers of F , which is a contradiction.
2. $F \setminus \{x\} \in \mathbb{M}^5$: Suppose F has two covers F_1 and F_2 in $\mathbb{F}_{\bar{x}}$. Without loss of generality suppose $F_1 \in \Delta_x^c(\mathbb{F})$ and thus F_2 contains $\Phi_*(x)$. Then $F_1 \setminus \{x\}$ is a cover of $F \setminus \{x\}$ in \mathbb{F} . Moreover F_2 is also a cover of $F \setminus \{x\}$ in \mathbb{F} . So $F \setminus \{x\}$ has two covers in \mathbb{F} which contradicts that is a meet-irreducible.
3. $F \setminus \{x\} \in \mathbb{M}^6$: Let F' be the unique cover of $F \setminus \{x\}$ in $\Delta_x(\mathbb{F})$ with $\Phi(F) = \Phi(F' \cup \{x\})$. Then $F' \cup \{x\}$ is a cover of F in $\Delta_x^c(\mathbb{F})$. Since $\Phi(F) = \Phi(F' \cup \{x\})$, then any closed set in $\mathbb{F}_{\bar{x}}$ that contains F contains also $F' \cup \{x\}$. Thus $F' \cup \{x\}$ is the unique cover of F in $\mathbb{F}_{\bar{x}}$.

\square

The following property shows how to compute the set \mathbb{M}^6 from known meet-irreducible sets in \mathbb{F} .

Property 1. *Let F in \mathbb{M}^6 . Then exists $M' \in \mathbb{M}^3 \cup \mathbb{M}^4$ and $M'' \in \mathbb{M}^2$ such that $F = M' \cap M''$.*

Proof: Let $F \in \mathbb{M}^6$ and F_1 be its unique cover in $\Delta_x(\mathbb{F})$. Then F cannot have two covers containing $\Phi_*(x)$, otherwise their intersection will be F and contains $\Phi_*(x)$, which contradicts that F in \mathbb{M}^6 . Let F_2 be the cover of F that contains $\Phi_*(x)$.

First, since $\Phi_*(x) \not\subseteq F_1$ then there exists M' in $\mathbb{M}^3 \cup \mathbb{M}^4$ that contains F_1 . Since F_2 contains $\Phi_*(x)$ and it is not a subset of F_1 , then there exists M'' in $\mathbb{M}^1 \cup \mathbb{M}^2$ such that M'' contains F_2 and $F_1 \not\subseteq M''$. Now suppose that $M'' \in \mathbb{M}^1$. Then $x \in M''$, and, by definition of \mathbb{M}^6 , we have $\Phi(F \cup \{x\}) = \Phi(F_1 \cup \{x\}) \subseteq M''$. Thus $F \neq M' \cap M''$ and conclude that F_2 must be in \mathbb{M}^2 .

Now we show that $F = M' \cap M''$. We have $F \subseteq M' \cap M''$ since $F \subseteq F_1 \subseteq M'$ and $F \subseteq F_2 \subseteq M''$. Suppose $F \neq M' \cap M''$. Since $F_1 \not\subseteq M' \cap M''$ and $\Phi_*(x) \not\subseteq M' \cap M''$ then exists another cover $F_3 \in \Delta_x(\mathbb{F})$ with $F_3 \subseteq M' \cap M''$. This contradicts that $F \in \mathbb{M}^6$. \square

From propositions 1 and 2, we can characterize exactly the meet-irreducible sets in $\mathbb{F}_{\bar{x}}$.

Corollary 4. *Let \mathbb{F} be a closure system given by its meet-irreducible sets \mathbb{M} and $x \in U_\Phi$. Then the meet-irreducible sets of $\mathbb{F}_{\bar{x}}$ are given by:*

$$\mathbb{M}_{\bar{x}} = \mathbb{M}^1 \cup \mathbb{M}^2 \cup \mathbb{M}^3 \cup \{M \cup \{x\} \mid M \in \cup_{j=4}^6 \mathbb{M}^j\}$$

6 Computing the largest extension

Given meet-irreducible sets \mathbb{M} of a closure system \mathbb{F} over a set S , we propose a polynomial incremental algorithm to compute meet-irreducible sets \mathbb{M}_{max} of the largest extension \mathbb{F}_{max} of \mathbb{F} . We assume that $U_\Phi = \{x_1, x_2, \dots, x_k\}$ and let $\mathbb{M}_{\bar{i}}$ be the set of meet-irreducible sets of $\mathbb{F}_{\bar{i}}$, with $\mathbb{M}_{\bar{0}} = \mathbb{M}$. So, it suffices to start with $\mathbb{M}_{\bar{0}}$, and at each step i , the algorithm constructs $\mathbb{M}_{\bar{i}}$ the meet-irreducible sets of the extension $\mathbb{F}_{\bar{i}}$ from $\mathbb{M}_{\bar{i-1}}$ in order to obtain $\mathbb{M}_{max} = \mathbb{M}_{\bar{k}}$ the set of meet-irreducible sets of the largest extension.

It is worth noticing that from Corollary 4, we have $\mathbb{M}_{\bar{0}} \subseteq \mathbb{M}_{\bar{1}} \subseteq \dots \subseteq \mathbb{M}_{\bar{k}} = \mathbb{M}_{max}$. Thus the complexity of the algorithm depends on the complexity of the computation of $\mathbb{M}_{\bar{i}}$ from $\mathbb{M}_{\bar{i-1}}$. According to Propositions 1 and 2, whenever the partition $\{\mathbb{M}^1, \dots, \mathbb{M}^6\}$ of the meet-irreducible sets of $\mathbb{M}_{\bar{i-1}}$ is known, then $\mathbb{M}_{\bar{i}}$ is computed in linear time according to corollary 4

Given the meet-irreducible sets \mathbb{M} and U_Φ , we show how to compute the partition $\{\mathbb{M}^1, \dots, \mathbb{M}^6\}$ of \mathbb{M} in polynomial time. Algorithm 1 follows definitions of the partition given in the previous section.

Theorem 3. *Given meet-irreducible sets \mathbb{M} of a closure system \mathbb{F} over S , the largest extension of the closure system \mathbb{F} can be computed in incremental-polynomial time.*

Proof: We assume that the ground set S has n elements and the number of meet-irreducible sets in \mathbb{M} is m . Given a set $X \subseteq S$, the closure of S can be computed using the closure operator $\Phi(X) = \bigcap \{M \in \mathbb{M} \mid X \subseteq M\}$ in $O(nm)$. Moreover for $F \in \mathbb{F}$, closed sets

Algorithm 1 Partition of Meet-irreducible sets of \mathbb{M} and $x \in U_\Phi$.

```

begin
1  for  $M \in \mathbb{M}$  do
    if  $\Phi_*(x) \subseteq M$  then
      if  $x \in M$  then Add  $M$  to  $\mathbb{M}^1$ ;
      else Add  $M$  to  $\mathbb{M}^2$ ;
    else
      if  $x \in M^*$  then Add  $M$  to  $\mathbb{M}^3$ ;
      else
        if  $\Phi_*(x) \subseteq M^*$  then Add  $M$  to  $\mathbb{M}^4$ ;
        else Add  $M$  to  $\mathbb{M}^5$ ;
    end
    Computing  $\mathbb{M}^6$ 
2  for  $M' \in (\mathbb{M}^3 \cup \mathbb{M}^4)$  and  $M'' \in \mathbb{M}^2$  do
     $F = M' \cap M''$ ;
3  if  $F$  has a unique cover  $F_1$  not containing  $\Phi_*(x)$  and  $\Phi(F \cup \{x\}) = \Phi(F_1 \cup \{x\})$ 
    then Add  $F$  to  $\mathbb{M}^6$ ;
end

```

that cover F are given by $Cover(F) = \text{Min}_{\subseteq} \{\Phi(F \cup \{a\}), a \in S \setminus F\}$. If $Cover(F)$ is a singleton we denote it by F^* . Clearly the set $Cover(F)$ can be computed in $O(n^2m)$.

The complexity of the loop in Line 1 of the partition algorithm takes $O(n^2m^2)$. Indeed, for each meet-irreducible M , we compute its cover. The complexity of the loop in line 2 is bounded by the complexity of the cover computation for each $M' \cap M''$. Thus the complexity of the partition algorithm is in $O(n^2m^3)$.

Finally, for each step i , there is a polynomial time algorithm to compute \mathbb{M}_i^- from \mathbb{M}_{i-1}^- . Since the number of meet-irreducible sets is increasing at each step, then the algorithm is incremental polynomial. \square

The proposed algorithm to enumerate meet-irreducible sets of the largest extension distinguishes at each step i three kinds of meet-irreducible sets: (1) Meet-irreducible sets in \mathbb{M}_{i-1}^- that remain in \mathbb{M}_i^- , (2) Meet-irreducible sets in \mathbb{M}_{i-1}^- that are modified in \mathbb{M}_i^- , and (3) New meet-irreducible sets that are created from the duplication of elements in \mathbb{M}^3 and the ones in \mathbb{M}^6 . The following question remains open.

Question 1. *Is the number of meet-irreducible sets of the largest extension a polynomial in the size of \mathbb{M} ?*

Notice that if a meet-irreducible $M \in \mathbb{M}^3$ in the partition of \mathbb{F}_i^- then M cannot be in \mathbb{M}^3 for \mathbb{F}_j^- , $j > i$. Indeed, in the second duplication, M will have two covers and it loses the

property of being meet-irreducible. Thus answering this question is to bound the number of meet-irreducible sets created by \mathbb{M}^6 .

7 Conclusion

We have given a characterization of an implicational base for the largest extension, and shown that it can be recognized in polynomial time. We have also described in this paper a polynomial time incremental algorithm that builds the set of meet-irreducible sets of the largest extension of a closure system given by its set of meet-irreducible sets. The question whether the number of meet-irreducible sets of the largest extension is polynomial in the number of meet-irreducible sets of the input closure system remains open. Moreover, the existence of a polynomial space algorithm that enumerates the set of meet-irreducible sets of the largest extension is more challenging.

Acknowledgements The authors acknowledge the support received from Tassili Project TASSILI N°15 MDU944.

References

- [1] K. V. Adaricheva and J. B. Nation. Largest extension of a finite convex geometry. *algebra universalis*, 52(2):185–195, 2004.
- [2] K.V. Adaricheva, V.A. Gorbunov, and V.I. Tumanov. Join-semidistributive lattices and convex geometries. *Advances in Mathematics*, 173(1):1 – 49, 2003.
- [3] N. Caspard and B. Monjardet. The lattices of closure systems, closure operators, and implicational systems on a finite set: a survey. *Discrete Applied Mathematics*, 127(2):241 – 269, 2003. Ordinal and Symbolic Data Analysis (OSDA '98), Univ. of Massachusetts, Amherst, Sept. 28-30, 1998.
- [4] B. Ganter. Two basic algorithms in concept analysis. In L. Kwuida and B. Sertkaya, editors, *Formal Concept Analysis*, pages 312–340, Berlin, Heidelberg, 2010. Springer Berlin Heidelberg.
- [5] B. Ganter and H. Reppe. Base points, non-unit implications, and convex geometries. In *International Conference on Formal Concept Analysis*, pages 210–220. Springer, 2007.
- [6] B. Ganter and R. Wille. *Formal Concept Analysis: Mathematical Foundations*. Springer-Verlag Berlin Heidelberg, 1999.

- [7] A. Gély and L. Nourine. About the family of closure systems preserving non-unit implications in the guigues-duquenne base. In Rokia Missaoui and Jürg Schmidt, editors, *Formal Concept Analysis: 4th International Conference, ICFCA 2006, Dresden, Germany, February 13-17, 2006. Proceedings*, pages 191–204, Berlin, Heidelberg, 2006. Springer Berlin Heidelberg.
- [8] G. Gratzer. *Lattice Theory: Foundation*. Springer Basel, 2011.
- [9] J.L. Guigues and V. Duquenne. Familles minimales d’implications informatives résultant d’un tableau de données binaires. *Mathématiques et Sciences humaines*, 95:5–18, 1986.
- [10] D. Maier. *Theory of Relational Databases*. Financial Times Prentice Hall, 1983.
- [11] J. B. Nation. Closure operators and lattice extensions. *Order*, 21(1):43–48, Feb 2004.
- [12] H. Yoshikawa, H. Hirai, and K. Makino. A representation of antimatroids by horn rules and its application to educational systems. *Journal of Mathematical Psychology*, 77:82 – 93, 2017.